



City of Santa Clara

The Center of What's Possible

MONTHLY INVESTMENT REPORT

April 2026

City of Santa Clara

Monthly Investment Report

TABLE OF CONTENTS

		Page #
1	Summary of Investment Portfolio	1
2	Summary of Investments	5
3	Investment Maturity Distribution Schedule	6
4	Attachment A: Investment Inventory With Market Value	7
5	Attachment B: Statement of Transactions	12

**CITY OF SANTA CLARA
SUMMARY OF INVESTMENT PORTFOLIO**

All securities held by the City of Santa Clara as of April 30, 2026 were in compliance with the City's Investment Policy Statement regarding current market strategy and long-term goals and objectives. All securities held are rated A or higher by two nationally recognized rating agencies. There is adequate cash flow and maturity of investments to meet the City's needs for the next six months.

The following table provides the breakdown of the total portfolio among the City, the Sports and Open Space Authority (SOSA), and the Housing Authority (HA) as of April 30, 2026.

	<u>COST VALUE</u>	<u>PERCENTAGE</u>
City	\$1,691,096,067	99.92%
SOSA	9,607	0.00%
HA	<u>1,355,202</u>	<u>0.08%</u>
Unrestricted	\$1,692,460,876	<u>100.00%</u>
Restricted Bond Proceeds	<u>2,500,960</u>	
Total Investments	<u>\$1,694,961,836</u>	

On April 30, 2026 the cost value and market value of the City's unrestricted pooled investment portfolio were \$1,692,460,876 and \$1,690,493,582 respectively.

Investment Strategy and Market Update

Yields remained in an elevated range as the conflict in the Middle East persisted and energy flows through the Strait of Hormuz remained severely restricted. Despite those tensions, risk assets rallied in April with credit spreads narrowing sharply while equity markets surged off their late March lows.

Gasoline and other energy prices rose 22% in March, pushing the year-over-year change in the headline personal consumption expenditures (PCE) index to 3.5%, its highest level since May 2023. The pass-through of higher energy prices remains a focus as core PCE, which strips out the volatile food and energy components, rose to its highest level since November 2023 at 3.2%.

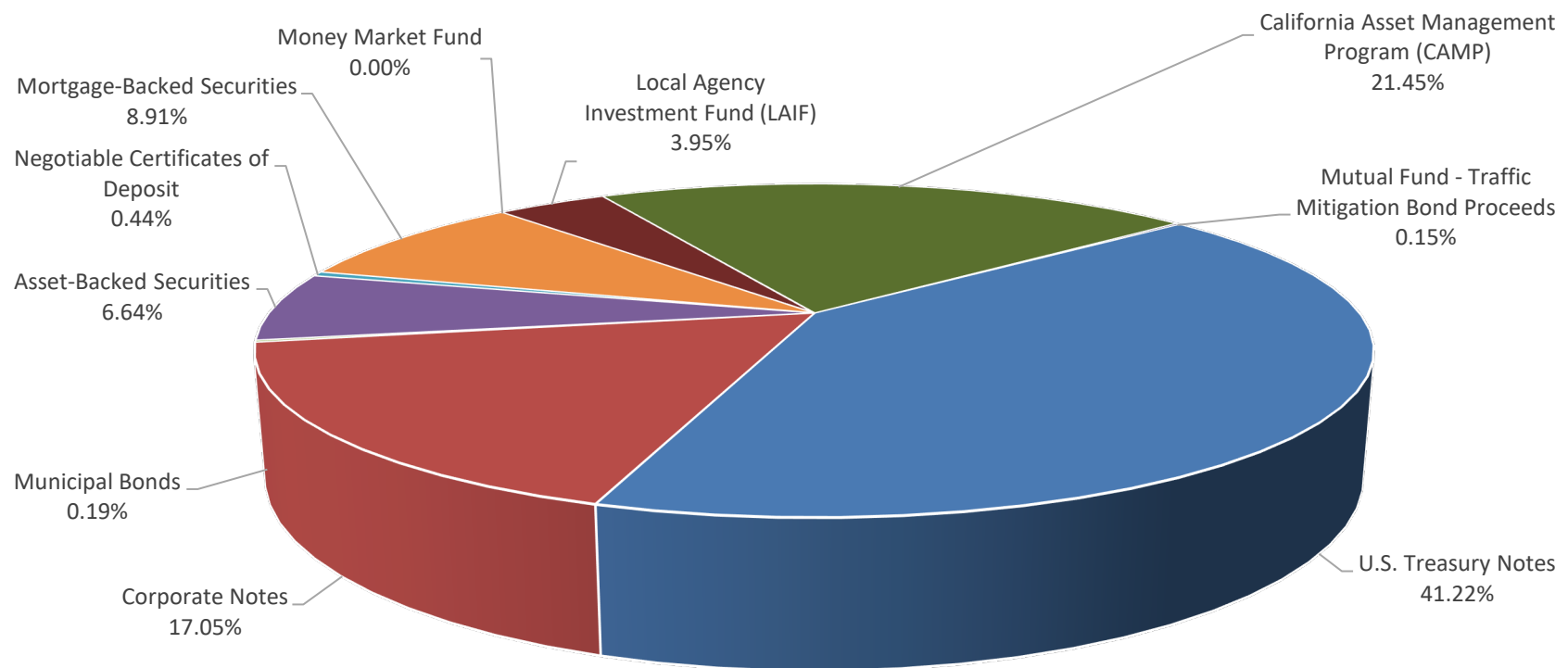
The labor market remained in a “low hire, low fire” environment as initial jobless claims hit its lowest level in over five years and the unemployment rate held steady at 4.3%.

U.S. Treasury yields increased modestly in April on expectations the Fed will keep the target rate higher for longer. The yield on 3-month, 2-year, and 10-year U.S. Treasuries ended the month at 3.66%, 3.87%, and 4.37%, representing changes of -1 bps, +8 bps, and +5 bps, respectively.

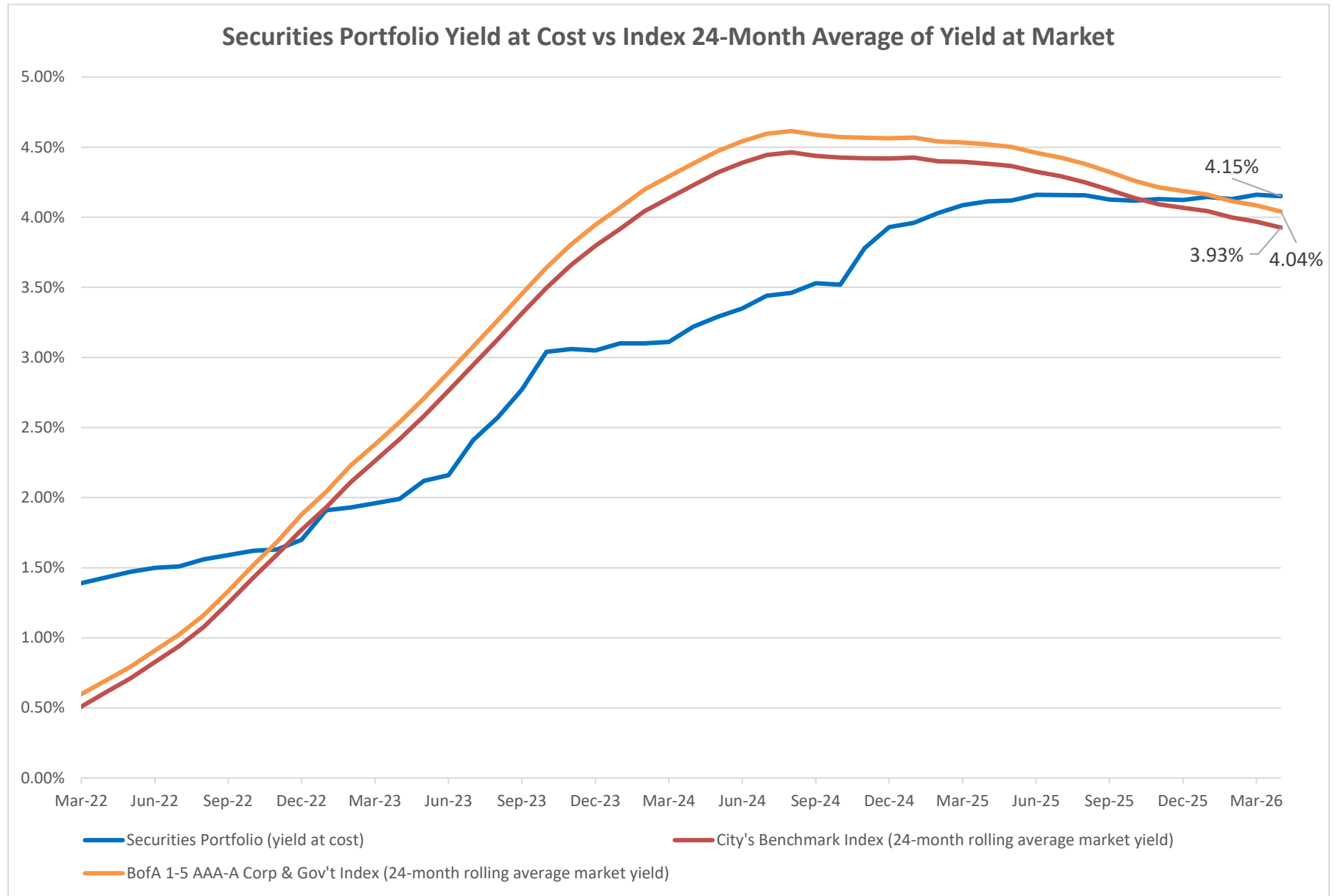
Shorter-duration fixed income indexes outperformed in April as the ICE BofA 3-month, 2-year, and 10-year U.S. Treasury indices returned +0.29%, +0.14%, and -0.21%, respectively.

The City's investment strategy for April 2026 was to invest funds not required to meet current obligations, in securities listed in the prevailing Investment Policy Statement, with maturities not to exceed five years from date of purchase. This strategy ensures safety of the City's funds, provides liquidity to meet the City's cash needs, and earns a reasonable portfolio return. PFM Asset Management LLC began actively managing the City's securities portfolio on September 1, 2020.

As of April 30, 2026, 41.22% of the City's portfolio consists of U.S. Treasury Notes, 21.45% consists of California Asset Management Program (CAMP), 17.05% consists of investment grade Corporate Notes, 8.91% consists of investment grade Mortgage-Backed Securities, 6.64% consists of investment grade Asset-Back Securities, 3.95% consists of Local Agency Investment Fund (LAIF), 0.44% consists of Negotiable Certificates of Deposit, and 0.19% of investment grade Municipal Bonds. In addition, City bond proceeds are invested in separate funds and are not included in the calculation of the City's portfolio yield.



The City's securities portfolio is benchmarked against the ICE BAML 1-5 US Treasury Index.



The following table summarizes the investment yields other information of the City's investment portfolio components, along with comparable-maturity market indices. Also shown are the monthly interest income and aggregate year-to-date income.

	Current Month
	<u>4/30/2026</u>
Investment Yield	
Liquidity Portfolio ¹	3.78%
<i>LAIF average monthly yield</i>	3.81%
Securities Portfolio ²	4.15%
<i>ICE BAML 1-5 US Treasury Index (24-month rolling average market yield)</i>	3.93%
<i>ICE BAML 1-5 AAA-A US Corporate & Government Index (24-month rolling average market yield)</i>	4.04%
City Portfolio (Liquidity + Securities)	4.06%
Investment Total Return*	
Securities Portfolio	0.20%
<i>ICE BAML 1-5 US Treasury Index</i>	0.15%
<i>ICE BAML 1-5 AAA-A US Corporate & Government Index</i>	0.19%
Average Maturity of Investments (in years)	
Liquidity Portfolio ¹	0.10
Securities Portfolio ²	3.12
City Portfolio (Liquidity + Securities)	2.33
<i>ICE BAML 1-5 US Treasury Index</i>	2.70
<i>ICE BAML 1-5 AAA-A US Corporate & Government Index</i>	2.77
Cash Interest Income Current Month ³	\$ 6,192,296
Cash Interest Income Fiscal Year-To-Date ³	\$ 51,001,581

1. Consists of CAMP Pool, LAIF, Dreyfus Traffic Mitigation Fund, & Principal Sweep Account

2. Core long term portfolio managed by PFM Asset Management

3. Cash basis

* Total rate of return including earnings, distributions, and capital appreciation/depreciation of all portfolio assets

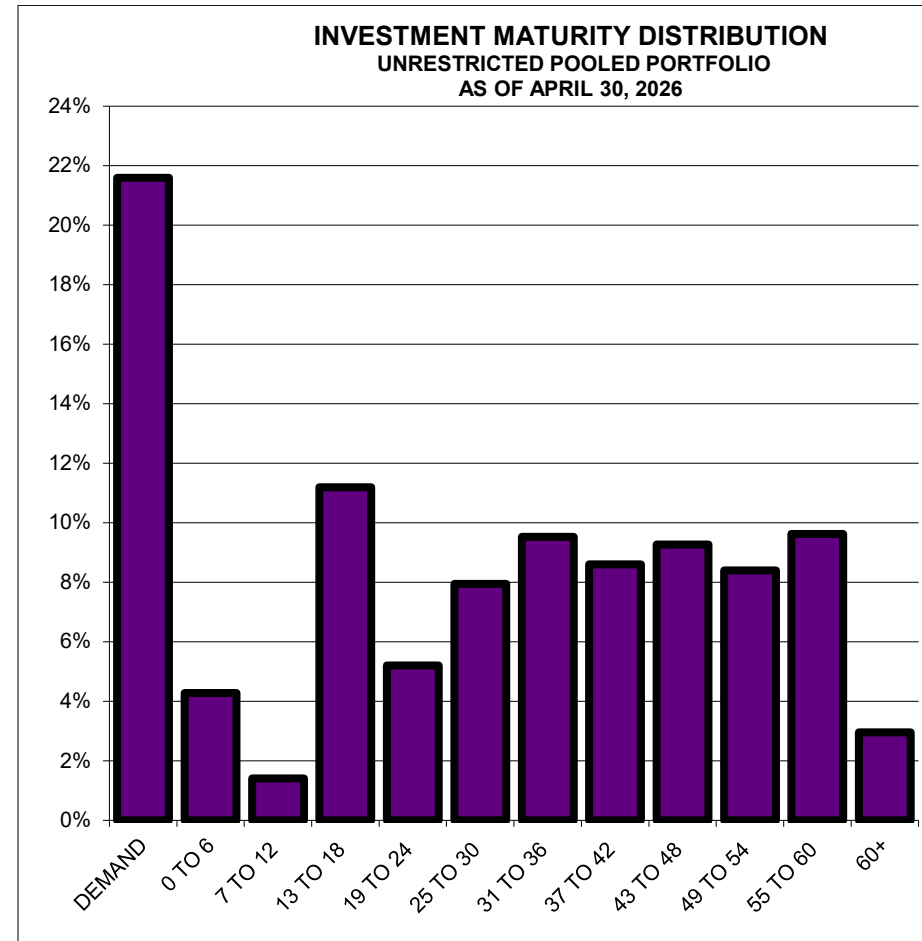
CITY OF SANTA CLARA
SUMMARY OF INVESTMENTS APRIL 30, 2026

<u>INVESTMENT TYPE</u>	<u>COST VALUE</u>	<u>% OF PORTFOLIO</u>	<u>PER INVESTMENT POLICY</u>
U.S. Treasury Notes	698,677,077	41.22%	No Limit
Corporate Notes	289,072,655	17.05%	25% ⁽¹⁾
Municipal Bonds	3,190,000	0.19%	20%
Asset-Backed Securities	112,618,172	6.64%	15% ⁽¹⁾
Negotiable Certificates of Deposit	7,500,000	0.44%	30%
Mortgage-Backed Securities	150,941,598	8.91%	15%
Money Market Fund	23,692	0.00%	10% Per Fund
Local Agency Investment Fund (LAIF)	66,935,656	3.95%	\$75 M
California Asset Management Program (CAMP)	363,502,026	21.45%	No Limit
Mutual Fund - Traffic Mitigation Bond Proceeds	2,500,960	0.15%	10% Per Fund
TOTAL INVESTMENTS	<u>\$ 1,694,961,836</u>	<u>100.00%</u>	

⁽¹⁾ Combined Maximum Holdings cannot exceed 35% of portfolio dollars

**INVESTMENT MATURITY DISTRIBUTION
AS OF APRIL 30, 2026
UNRESTRICTED POOLED PORTFOLIO**

<u>MATURITY (IN MONTHS)</u>	<u>COST VALUE</u>	<u>NUMBER OF INVESTMENTS</u>	<u>DISTRIBUTION</u>
DEMAND (a)	\$ 365,461,374 (a)	3	21.59%
0 TO 6	72,500,000	6	4.28%
7 TO 12	23,901,346	5	1.41%
13 TO 18	189,357,114	16	11.19%
19 TO 24	88,069,058	17	5.20%
25 TO 30	134,628,850	23	7.95%
31 TO 36	161,278,140	31	9.53%
37 TO 42	145,602,960	22	8.60%
43 TO 48	156,939,500	30	9.27%
49 TO 54	142,144,209	21	8.40%
55 TO 60	162,697,933	22	9.62%
60+	49,880,392	1	2.96%
TOTAL	<u>\$ 1,692,460,876</u>	<u>197</u>	<u>100.00%</u>



Average Maturity of Unrestricted Pool: 2.33 Years

(a) \$20 million is earmarked for the City's Electric Utility power-trading.

City of Santa Clara Monthly Report

4/30/2026

Sector	Description	Issue Date	Coupon Rate	Maturity Date	CUSIP	Par Value	S&P Rating	Settle Date	Cost Value	YTM at Cost	Market Value	Unrealized G/L
U.S. Treasury	UNITED STATES TREASURY	5/15/2024	4.500%	5/15/2027	91282CKR1	15,280,000.00	AA+	12/18/2024	15,373,112.50	4.23%	15,387,724.00	14,611.50
U.S. Treasury	UNITED STATES TREASURY	5/15/2024	4.500%	5/15/2027	91282CKR1	2,200,000.00	AA+	9/17/2024	2,257,492.19	3.46%	2,215,510.00	-41,982.19
U.S. Treasury	UNITED STATES TREASURY	6/17/2024	4.625%	6/15/2027	91282CKV2	27,665,000.00	AA+	9/27/2024	28,426,868.16	3.55%	27,912,601.75	-514,266.41
U.S. Treasury	UNITED STATES TREASURY	6/17/2024	4.625%	6/15/2027	91282CKV2	10,000,000.00	AA+	10/16/2024	10,188,671.88	3.87%	10,089,500.00	-99,171.88
U.S. Treasury	UNITED STATES TREASURY	6/17/2024	4.625%	6/15/2027	91282CKV2	5,020,000.00	AA+	10/22/2024	5,102,947.66	3.96%	5,064,929.00	-38,018.66
U.S. Treasury	UNITED STATES TREASURY	8/15/1997	6.375%	8/15/2027	912810FA1	9,390,000.00	AA+	10/5/2023	9,913,052.34	4.78%	9,687,850.80	-225,201.54
U.S. Treasury	UNITED STATES TREASURY	8/15/2017	2.250%	8/15/2027	9128282R0	4,540,000.00	AA+	9/6/2022	4,304,310.16	3.40%	4,448,473.60	144,163.44
U.S. Treasury	UNITED STATES TREASURY	9/30/2022	4.125%	9/30/2027	91282CFM8	7,495,000.00	AA+	10/11/2024	7,546,528.13	3.88%	7,521,082.60	-25,445.53
U.S. Treasury	UNITED STATES TREASURY	9/30/2022	4.125%	9/30/2027	91282CFM8	3,785,000.00	AA+	11/3/2022	3,760,308.79	4.27%	3,798,171.80	37,863.01
U.S. Treasury	UNITED STATES TREASURY	10/31/2022	4.125%	10/31/2027	91282CFU0	42,865,000.00	AA+	3/6/2025	43,036,439.69	4.02%	43,015,884.80	-20,554.89
U.S. Treasury	UNITED STATES TREASURY	10/31/2022	4.125%	10/31/2027	91282CFU0	16,115,000.00	AA+	9/17/2024	16,442,335.94	3.43%	16,171,724.80	-270,611.14
U.S. Treasury	UNITED STATES TREASURY	10/31/2022	4.125%	10/31/2027	91282CFU0	18,960,000.00	AA+	10/11/2024	19,088,128.13	3.89%	19,026,739.20	-61,388.93
U.S. Treasury	UNITED STATES TREASURY	10/31/2022	4.125%	10/31/2027	91282CFU0	4,255,000.00	AA+	12/13/2022	4,309,517.19	3.83%	4,269,977.60	-39,539.59
U.S. Treasury	UNITED STATES TREASURY	10/31/2022	4.125%	10/31/2027	91282CFU0	4,750,000.00	AA+	1/31/2023	4,833,310.55	3.72%	4,766,720.00	-66,590.55
U.S. Treasury	UNITED STATES TREASURY	11/17/1997	6.125%	11/15/2027	912810FB9	3,100,000.00	AA+	7/24/2024	3,288,058.59	4.14%	3,204,873.00	-83,185.59
U.S. Treasury	UNITED STATES TREASURY	11/30/2022	3.875%	11/30/2027	91282CFZ9	7,130,000.00	AA+	9/5/2024	7,182,917.97	3.63%	7,129,144.40	-53,773.57
U.S. Treasury	UNITED STATES TREASURY	1/3/2023	3.875%	12/31/2027	91282CGC9	7,325,000.00	AA+	2/8/2023	7,335,270.52	3.85%	7,323,315.25	-11,955.27
U.S. Treasury	UNITED STATES TREASURY	1/3/2023	3.875%	12/31/2027	91282CGC9	4,850,000.00	AA+	2/2/2023	4,906,078.13	3.62%	4,848,884.50	-57,193.63
U.S. Treasury	UNITED STATES TREASURY	1/3/2023	3.875%	12/31/2027	91282CGC9	5,475,000.00	AA+	1/31/2023	5,518,415.04	3.70%	5,473,740.75	-44,674.29
U.S. Treasury	UNITED STATES TREASURY	1/3/2023	3.875%	12/31/2027	91282CGC9	7,175,000.00	AA+	9/27/2024	7,247,030.27	3.54%	7,173,349.75	-73,680.52
U.S. Treasury	UNITED STATES TREASURY	1/31/2023	3.500%	1/31/2028	91282CGH8	855,000.00	AA+	5/16/2023	855,400.78	3.49%	849,425.40	-5,975.38
U.S. Treasury	UNITED STATES TREASURY	2/28/2023	4.000%	2/29/2028	91282CGP0	8,080,000.00	AA+	1/26/2024	8,002,541.98	4.05%	8,096,079.20	93,537.22
U.S. Treasury	UNITED STATES TREASURY	2/28/2023	4.000%	2/29/2028	91282CGP0	2,450,000.00	AA+	3/7/2023	2,422,820.31	4.25%	2,454,875.50	32,055.19
U.S. Treasury	UNITED STATES TREASURY	2/28/2023	4.000%	2/29/2028	91282CGP0	5,215,000.00	AA+	10/11/2024	5,230,685.74	3.90%	5,225,377.85	-5,307.89
U.S. Treasury	UNITED STATES TREASURY	2/28/2023	4.000%	2/29/2028	91282CGP0	7,360,000.00	AA+	5/16/2023	7,532,500.00	3.46%	7,374,646.40	-157,853.60
U.S. Treasury	UNITED STATES TREASURY	3/31/2023	3.625%	3/31/2028	91282CGT2	2,680,000.00	AA+	5/4/2023	2,691,241.91	3.42%	2,666,814.40	-24,427.51
U.S. Treasury	UNITED STATES TREASURY	5/1/2023	3.500%	4/30/2028	91282CHA2	5,075,000.00	AA+	5/2/2023	5,042,488.28	3.64%	5,036,734.50	-5,753.78
U.S. Treasury	UNITED STATES TREASURY	5/31/2023	3.625%	5/31/2028	91282CHE4	11,735,000.00	AA+	6/5/2023	11,695,577.73	3.70%	11,672,217.75	-23,359.98
U.S. Treasury	UNITED STATES TREASURY	5/31/2023	3.625%	5/31/2028	91282CHE4	10,115,000.00	AA+	3/3/2025	10,002,391.60	3.99%	10,060,884.75	58,493.15
U.S. Treasury	UNITED STATES TREASURY	5/31/2023	3.625%	5/31/2028	91282CHE4	8,285,000.00	AA+	1/26/2024	8,149,074.22	4.04%	8,240,675.25	91,601.03
U.S. Treasury	UNITED STATES TREASURY	6/30/2023	4.000%	6/30/2028	91282CHK0	6,025,000.00	AA+	7/10/2023	5,934,570.68	4.36%	6,038,676.75	104,106.07
U.S. Treasury	UNITED STATES TREASURY	7/31/2023	4.125%	7/31/2028	91282CHK7	4,950,000.00	AA+	8/2/2023	4,921,962.89	4.25%	4,974,354.00	52,391.11
U.S. Treasury	UNITED STATES TREASURY	8/31/2023	4.375%	8/31/2028	91282CHX2	2,900,000.00	AA+	1/26/2024	2,936,527.61	4.03%	2,930,131.00	-6,396.61
U.S. Treasury	UNITED STATES TREASURY	10/31/2023	4.875%	10/31/2028	91282CJF9	5,900,000.00	AA+	1/4/2024	6,140,839.84	3.94%	6,034,343.00	-106,496.84
U.S. Treasury	UNITED STATES TREASURY	10/31/2023	4.875%	10/31/2028	91282CJF9	5,160,000.00	AA+	1/8/2024	5,355,717.19	4.00%	5,277,493.20	-78,223.99
U.S. Treasury	UNITED STATES TREASURY	11/16/1998	5.250%	11/15/2028	912810FF0	11,160,000.00	AA+	9/17/2024	11,969,100.00	3.37%	11,522,253.60	-446,846.40
U.S. Treasury	UNITED STATES TREASURY	11/15/2018	3.125%	11/15/2028	9128285M8	1,460,000.00	AA+	1/22/2026	1,440,039.06	3.64%	1,432,566.60	-7,472.46
U.S. Treasury	UNITED STATES TREASURY	11/30/2023	4.375%	11/30/2028	91282CJN2	8,025,000.00	AA+	1/26/2024	8,150,704.10	4.01%	8,115,602.25	-35,101.85
U.S. Treasury	UNITED STATES TREASURY	1/2/2024	3.750%	12/31/2028	91282CJR3	14,470,000.00	AA+	1/19/2024	14,314,571.22	4.02%	14,410,673.00	96,101.78
U.S. Treasury	UNITED STATES TREASURY	1/31/2024	4.000%	1/31/2029	91282CJW2	5,030,000.00	AA+	2/14/2024	4,947,694.34	4.28%	5,041,216.90	93,522.56
U.S. Treasury	UNITED STATES TREASURY	1/31/2024	4.000%	1/31/2029	91282CJW2	1,450,000.00	AA+	2/13/2024	1,442,693.36	4.11%	1,453,233.50	10,540.14
U.S. Treasury	UNITED STATES TREASURY	1/31/2024	4.000%	1/31/2029	91282CJW2	4,735,000.00	AA+	9/5/2024	4,814,348.24	3.58%	4,745,559.05	-68,789.19
U.S. Treasury	UNITED STATES TREASURY	2/16/1999	5.250%	2/15/2029	912810FG8	8,610,000.00	AA+	7/24/2024	9,040,500.00	4.04%	8,931,497.40	-109,002.60
U.S. Treasury	UNITED STATES TREASURY	2/29/2024	4.250%	2/28/2029	91282CKD2	4,375,000.00	AA+	9/27/2024	4,498,046.88	3.56%	4,413,981.25	-84,065.63
U.S. Treasury	UNITED STATES TREASURY	2/29/2024	4.250%	2/28/2029	91282CKD2	2,850,000.00	AA+	3/7/2024	2,867,923.83	4.11%	2,875,393.50	7,469.67
U.S. Treasury	UNITED STATES TREASURY	4/1/2024	4.125%	3/31/2029	91282CKG5	10,050,000.00	AA+	4/11/2024	9,938,900.39	4.37%	10,106,883.00	167,982.61
U.S. Treasury	UNITED STATES TREASURY	4/30/2024	4.625%	4/30/2029	91282CKP5	16,425,000.00	AA+	4/30/2024	16,412,167.97	4.64%	16,749,722.25	337,554.28
U.S. Treasury	UNITED STATES TREASURY	4/30/2024	4.625%	4/30/2029	91282CKP5	5,625,000.00	AA+	8/2/2024	5,809,570.31	3.86%	5,736,206.25	-73,364.06
U.S. Treasury	UNITED STATES TREASURY	5/31/2024	4.500%	5/31/2029	91282CKT7	4,950,000.00	AA+	6/7/2024	4,993,892.58	4.30%	5,032,170.00	38,277.42
U.S. Treasury	UNITED STATES TREASURY	7/1/2024	4.250%	6/30/2029	91282CKX8	24,360,000.00	AA+	9/5/2024	25,072,406.07	3.58%	24,591,176.40	-481,229.67
U.S. Treasury	UNITED STATES TREASURY	7/1/2024	4.250%	6/30/2029	91282CKX8	1,100,000.00	AA+	8/15/2024	1,128,316.41	3.67%	1,110,439.00	-17,877.41
U.S. Treasury	UNITED STATES TREASURY	7/1/2024	4.250%	6/30/2029	91282CKX8	16,955,000.00	AA+	7/3/2024	16,858,965.82	4.38%	17,115,902.95	256,937.13
U.S. Treasury	UNITED STATES TREASURY	7/1/2024	4.250%	6/30/2029	91282CKX8	7,590,000.00	AA+	7/3/2024	7,538,411.72	4.40%	7,662,029.10	123,617.38
U.S. Treasury	UNITED STATES TREASURY	7/31/2024	4.000%	7/31/2029	91282CLC3	9,575,000.00	AA+	9/17/2024	9,819,237.30	3.43%	9,593,671.25	-225,566.05

City of Santa Clara Monthly Report

4/30/2026

Sector	Description	Issue Date	Coupon Rate	Maturity Date	CUSIP	Par Value	S&P Rating	Settle Date	Cost Value	YTM at Cost	Market Value	Unrealized G/L
U.S. Treasury	UNITED STATES TREASURY	8/31/2022	3.125%	8/31/2029	91282CFJ5	10,650,000.00	AA+	9/27/2024	10,429,095.70	3.59%	10,379,596.50	-49,499.20
U.S. Treasury	UNITED STATES TREASURY	9/3/2024	3.625%	8/31/2029	91282CLK5	12,700,000.00	AA+	9/5/2024	12,736,214.84	3.56%	12,574,524.00	-161,690.84
U.S. Treasury	UNITED STATES TREASURY	9/3/2024	3.625%	8/31/2029	91282CLK5	1,870,000.00	AA+	9/3/2024	1,864,156.25	3.69%	1,851,524.40	-12,631.85
U.S. Treasury	UNITED STATES TREASURY	9/30/2024	3.500%	9/30/2029	91282CLN9	5,575,000.00	AA+	10/10/2024	5,481,792.97	3.87%	5,496,169.50	14,376.53
U.S. Treasury	UNITED STATES TREASURY	9/30/2024	3.500%	9/30/2029	91282CLN9	5,185,000.00	AA+	10/8/2024	5,101,756.45	3.86%	5,111,684.10	9,927.65
U.S. Treasury	UNITED STATES TREASURY	10/31/2024	4.125%	10/31/2029	91282CLR0	3,175,000.00	AA+	10/31/2024	3,172,395.51	4.14%	3,192,494.25	20,098.74
U.S. Treasury	UNITED STATES TREASURY	10/31/2024	4.125%	10/31/2029	91282CLR0	1,140,000.00	AA+	11/15/2024	1,131,539.06	4.29%	1,146,281.40	14,742.34
U.S. Treasury	UNITED STATES TREASURY	12/2/2024	4.125%	11/30/2029	91282CMA6	5,200,000.00	AA+	12/13/2024	5,202,893.00	4.22%	5,229,276.00	26,383.00
U.S. Treasury	UNITED STATES TREASURY	12/2/2024	4.125%	11/30/2029	91282CMA6	2,700,000.00	AA+	12/31/2024	2,672,472.66	4.36%	2,715,201.00	42,728.34
U.S. Treasury	UNITED STATES TREASURY	12/2/2024	4.125%	11/30/2029	91282CMA6	4,950,000.00	AA+	12/6/2024	4,958,894.53	4.08%	4,977,868.50	18,973.97
U.S. Treasury	UNITED STATES TREASURY	1/31/2025	4.250%	1/31/2030	91282CMG3	5,100,000.00	AA+	2/5/2025	5,081,200.85	4.33%	5,149,623.00	68,422.15
U.S. Treasury	UNITED STATES TREASURY	1/31/2025	4.250%	1/31/2030	91282CMG3	10,000.00	AA+	1/31/2025	9,970.70	4.32%	10,097.30	126.60
U.S. Treasury	UNITED STATES TREASURY	1/31/2025	4.250%	1/31/2030	91282CMG3	1,115,000.00	AA+	2/6/2025	1,115,261.33	4.24%	1,125,848.95	10,587.62
U.S. Treasury	UNITED STATES TREASURY	2/28/2023	4.000%	2/28/2030	91282CGQ8	6,085,000.00	AA+	3/6/2025	6,054,099.61	4.11%	6,091,450.10	37,350.49
U.S. Treasury	UNITED STATES TREASURY	4/30/2025	3.875%	4/30/2030	91282CMZ1	5,190,000.00	AA+	3/20/2026	5,194,460.16	3.85%	5,170,122.30	-24,337.86
U.S. Treasury	UNITED STATES TREASURY	4/30/2025	3.875%	4/30/2030	91282CMZ1	4,135,000.00	AA+	3/20/2026	4,136,938.28	3.86%	4,119,162.95	-17,775.33
U.S. Treasury	UNITED STATES TREASURY	5/31/2023	3.750%	5/31/2030	91282CHF1	3,945,000.00	AA+	6/5/2025	3,900,310.55	4.00%	3,910,323.45	10,012.90
U.S. Treasury	UNITED STATES TREASURY	7/31/2025	3.875%	7/31/2030	91282CNN7	5,325,000.00	AA+	8/28/2025	5,362,441.41	3.72%	5,300,664.75	-61,776.66
U.S. Treasury	UNITED STATES TREASURY	7/31/2025	3.875%	7/31/2030	91282CNN7	4,250,000.00	AA+	8/20/2025	4,260,458.98	3.82%	4,230,577.50	-29,881.48
U.S. Treasury	UNITED STATES TREASURY	9/2/2025	3.625%	8/31/2030	91282CNX5	20,815,000.00	AA+	9/3/2025	20,696,509.15	3.74%	20,501,942.40	-194,566.75
U.S. Treasury	UNITED STATES TREASURY	9/2/2025	3.625%	8/31/2030	91282CNX5	3,610,000.00	AA+	9/11/2025	3,616,909.77	3.58%	3,555,705.60	-61,204.17
U.S. Treasury	UNITED STATES TREASURY	9/30/2025	3.625%	9/30/2030	91282CPA3	6,050,000.00	AA+	10/31/2025	6,029,047.54	3.71%	5,958,282.00	-70,765.54
U.S. Treasury	UNITED STATES TREASURY	9/30/2025	3.625%	9/30/2030	91282CPA3	1,500,000.00	AA+	10/2/2025	1,495,781.25	3.69%	1,477,260.00	-18,521.25
U.S. Treasury	UNITED STATES TREASURY	10/31/2023	4.875%	10/31/2030	91282CJG7	7,250,000.00	AA+	11/20/2025	7,631,474.61	3.70%	7,505,707.50	-125,767.11
U.S. Treasury	UNITED STATES TREASURY	12/1/2025	3.500%	11/30/2030	91282CPN5	10,000,000.00	AA+	12/5/2025	9,942,968.75	3.63%	9,789,100.00	-153,868.75
U.S. Treasury	UNITED STATES TREASURY	12/31/2025	3.625%	12/31/2030	91282CPR6	6,770,000.00	AA+	1/5/2026	6,740,971.15	3.73%	6,659,175.10	-81,796.05
U.S. Treasury	UNITED STATES TREASURY	12/31/2025	3.625%	12/31/2030	91282CPR6	155,000.00	AA+	12/31/2025	154,467.19	3.70%	152,462.65	-2,004.54
U.S. Treasury	UNITED STATES TREASURY	2/2/2026	3.750%	1/31/2031	91282CPW5	6,925,000.00	AA+	2/5/2026	6,900,654.30	3.83%	6,845,985.75	-54,668.55
U.S. Treasury	UNITED STATES TREASURY	2/29/2024	4.250%	2/28/2031	91282CKC4	14,100,000.00	AA+	3/5/2026	14,459,660.16	3.69%	14,235,501.00	-224,159.16
U.S. Treasury	UNITED STATES TREASURY	3/2/2026	3.500%	2/28/2031	91282CQD6	18,200,000.00	AA+	3/16/2026	17,936,112.16	3.87%	17,793,412.00	-142,700.16
U.S. Treasury	UNITED STATES TREASURY	4/30/2026	3.875%	4/30/2031	91282CQK0	7,350,000.00	AA+	4/30/2026	7,293,152.34	4.05%	7,300,608.00	7,455.66
U.S. Treasury	UNITED STATES TREASURY	12/1/2025	3.750%	11/30/2032	91282CPM7	50,430,000.00	AA+	12/23/2025	49,880,391.80	3.93%	49,182,866.10	-697,525.70
	U.S. Treasury Bond / Note				Subtotal	694,410,000.00			698,677,077.20		694,843,601.85	-3,833,475.35
Federal Agency Commercial Mortgage-Backed Security	FANNIE MAE-ACES	7/1/2023	4.190%	7/1/2028	3136BQDE6	8,018,841.70	AA+	11/30/2023	7,707,798.14	5.14%	8,004,247.41	296,449.27
Federal Agency Commercial Mortgage-Backed Security	FANNIE MAE-ACES	7/1/2023	4.190%	7/1/2028	3136BQDE6	6,964,936.77	AA+	7/31/2023	6,846,859.32	4.58%	6,952,260.57	105,401.25
Federal Agency Commercial Mortgage-Backed Security	FHLMC MULTIFAMILY STRUCTURED PASS THROU	1/1/2017	3.347%	11/1/2026	3137BTUM1	5,040,465.06	AA+	5/24/2023	4,885,313.26	4.29%	5,015,766.78	130,453.52
Federal Agency Commercial Mortgage-Backed Security	FHLMC MULTIFAMILY STRUCTURED PASS THROU	5/1/2017	3.224%	3/1/2027	3137BXQY1	8,000,000.00	AA+	8/18/2023	7,546,250.00	4.94%	7,942,880.00	396,630.00
Federal Agency Commercial Mortgage-Backed Security	FHLMC MULTIFAMILY STRUCTURED PASS THROU	7/1/2017	3.243%	4/1/2027	3137F1G44	4,545,000.00	AA+	8/18/2023	4,285,260.35	4.93%	4,509,321.75	224,061.40
Federal Agency Commercial Mortgage-Backed Security	FHLMC MULTIFAMILY STRUCTURED PASS THROU	8/1/2017	3.117%	6/1/2027	3137F2LJ3	6,446,310.46	AA+	8/22/2023	6,028,307.52	4.97%	6,384,361.42	356,053.90
Federal Agency Commercial Mortgage-Backed Security	FHLMC MULTIFAMILY STRUCTURED PASS THROU	7/1/2023	4.819%	6/1/2028	3137HACX2	7,500,000.00	AA+	7/20/2023	7,574,910.00	4.59%	7,576,050.00	1,140.00
Federal Agency Commercial Mortgage-Backed Security	FHLMC MULTIFAMILY STRUCTURED PASS THROU	7/1/2023	4.777%	6/1/2028	3137HAD45	5,940,171.07	AA+	7/27/2023	5,940,022.59	4.78%	5,968,980.90	28,958.31
Federal Agency Commercial Mortgage-Backed Security	FHLMC MULTIFAMILY STRUCTURED PASS THROU	10/1/2023	4.740%	8/1/2028	3137HAQ74	5,750,000.00	AA+	10/19/2023	5,623,868.00	5.25%	5,807,040.00	183,172.00
Federal Agency Commercial Mortgage-Backed Security	FHLMC MULTIFAMILY STRUCTURED PASS THROU	2/1/2025	4.850%	1/1/2030	3137HJZY6	9,019,000.00	AA+	2/27/2025	9,076,532.20	4.70%	9,187,294.54	110,762.34
Federal Agency Commercial Mortgage-Backed Security	FHLMC MULTIFAMILY STRUCTURED PASS THROU	4/1/2025	4.478%	1/1/2030	3137HKQC1	10,570,000.00	AA+	4/10/2025	10,643,049.27	4.32%	10,637,542.30	-5,506.97

City of Santa Clara Monthly Report

4/30/2026

Sector	Description	Issue Date	Coupon Rate	Maturity Date	CUSIP	Par Value	S&P Rating	Settle Date	Cost Value	YTM at Cost	Market Value	Unrealized G/L
Federal Agency Commercial Mortgage-Backed Security	FHLMC MULTIFAMILY STRUCTURED PASS THROU	4/1/2025	4.410%	1/1/2030	3137HKXJ8	4,010,000.00	AA+	4/24/2025	4,009,859.65	4.41%	4,026,481.10	16,621.45
Federal Agency Commercial Mortgage-Backed Security	FHLMC MULTIFAMILY STRUCTURED PASS THROU	3/1/2025	4.430%	2/1/2030	3137HKPF5	5,960,000.00	AA+	3/20/2025	5,959,934.44	4.43%	5,986,402.80	26,468.36
Federal Agency Commercial Mortgage-Backed Security	FHLMC MULTIFAMILY STRUCTURED PASS THROU	5/1/2025	4.513%	2/1/2030	3137HLJA1	4,285,000.00	AA+	5/29/2025	4,284,880.02	4.51%	4,315,937.70	31,057.68
Federal Agency Commercial Mortgage-Backed Security	FHLMC MULTIFAMILY STRUCTURED PASS THROU	6/1/2025	4.348%	2/1/2030	3137HLXV9	11,370,000.00	AA+	6/12/2025	11,369,590.68	4.35%	11,389,101.60	19,510.92
Federal Agency Commercial Mortgage-Backed Security	FHLMC MULTIFAMILY STRUCTURED PASS THROU	9/1/2025	4.361%	5/1/2030	3137HN4R6	7,245,000.00	AA+	9/18/2025	7,353,573.57	4.01%	7,264,054.35	-89,519.22
Federal Agency Commercial Mortgage-Backed Security	FHLMC MULTIFAMILY STRUCTURED PASS THROU	9/1/2025	4.421%	5/1/2030	3137HN6B9	6,945,000.00	AA+	9/29/2025	7,048,959.71	4.06%	6,975,974.70	-72,985.01
Federal Agency Commercial Mortgage-Backed Security	FHLMC MULTIFAMILY STRUCTURED PASS THROU	7/1/2025	4.329%	6/1/2030	3137HMC65	11,192,000.00	AA+	7/17/2025	11,191,787.35	4.33%	11,199,162.88	7,375.53
Federal Agency Commercial Mortgage-Backed Security	FHLMC MULTIFAMILY STRUCTURED PASS THROU	2/1/2026	3.948%	1/1/2031	3137HQDM0	12,000,000.00	AA+	2/26/2026	11,994,492.00	3.96%	11,806,920.00	-187,572.00
Federal Agency Commercial Mortgage-Backed Security	FHLMC MULTIFAMILY STRUCTURED PASS THROU	3/1/2026	3.936%	1/1/2031	3137HQSP7	5,610,000.00	AA+	3/12/2026	5,609,893.41	3.94%	5,515,976.40	-93,917.01
Federal Agency Commercial Mortgage-Backed Security	FHLMC MULTIFAMILY STRUCTURED PASS THROU	3/1/2026	4.130%	3/1/2031	3137HQSV4	5,945,000.00	AA+	3/26/2026	5,960,457.00	4.07%	5,904,395.65	-56,061.35
	Federal Agency Commercial Mortgage-Backed Security				Subtotal	152,356,725.05			150,941,598.48		152,370,152.85	1,428,554.37
Municipals	STATE OF HAWAII	4/30/2026	4.212%	4/1/2031	419792S23	3,190,000.00	AA+	4/30/2026	3,190,000.00	4.21%	3,194,466.00	4,466.00
	Municipals				Subtotal	3,190,000.00			3,190,000.00		3,194,466.00	4,466.00
Corporate Note	ADOBE INC	4/4/2024	4.800%	4/4/2029	00724PAF6	1,635,000.00	A+	4/4/2024	1,632,563.85	4.83%	1,657,628.40	25,064.55
Corporate Note	ADOBE INC	4/4/2024	4.800%	4/4/2029	00724PAF6	1,340,000.00	A+	4/4/2024	1,337,762.20	4.84%	1,358,545.60	20,783.40
Corporate Note	ADOBE INC	2/3/2020	2.300%	2/1/2030	00724PAD1	8,900,000.00	A+	2/6/2026	8,310,731.00	4.12%	8,210,695.00	-100,036.00
Corporate Note	ALPHABET INC	2/13/2026	3.700%	2/15/2029	02079KBJ5	4,570,000.00	AA+	2/13/2026	4,565,338.60	3.74%	4,518,130.50	-47,208.10
Corporate Note	ALPHABET INC	2/13/2026	3.700%	2/15/2029	02079KBJ5	710,000.00	AA+	2/13/2026	707,422.70	3.83%	701,941.50	-5,481.20
Corporate Note	ALPHABET INC	2/13/2026	3.700%	2/15/2029	02079KBJ5	760,000.00	AA+	2/13/2026	759,247.60	3.74%	751,374.00	-7,873.60
Corporate Note	ALPHABET INC	2/13/2026	3.700%	2/15/2029	02079KBJ5	760,000.00	AA+	2/13/2026	759,186.80	3.74%	751,374.00	-7,812.80
Corporate Note	ALPHABET INC	11/6/2025	4.100%	11/15/2030	02079KAW7	5,725,000.00	AA+	11/17/2025	5,734,331.75	4.06%	5,676,280.25	-58,051.50
Corporate Note	ALPHABET INC	2/13/2026	4.100%	2/15/2031	02079KBK2	5,650,000.00	AA+	3/3/2026	5,669,040.50	4.02%	5,583,725.50	-85,315.00
Corporate Note	AMAZON.COM INC	3/13/2026	4.250%	3/13/2031	023135DD5	11,500,000.00	AA	3/13/2026	11,456,185.00	4.34%	11,387,415.00	-68,770.00
Corporate Note	AMAZON.COM INC	3/13/2026	4.250%	3/13/2031	023135DD5	6,775,000.00	AA	3/19/2026	6,736,518.00	4.38%	6,708,672.75	-27,845.25
Corporate Note	ASTRAZENECA FINANCE LLC	2/26/2024	4.850%	2/26/2029	04636NAL7	8,500,000.00	A+	6/27/2025	8,689,040.00	4.19%	8,636,170.00	-52,870.00
Corporate Note	BANK OF NY MELLON CORP	4/22/2025	4.729%	4/20/2029	06405LAH4	8,000,000.00	AA-	4/28/2025	8,093,600.00	4.40%	8,063,360.00	-30,240.00
Corporate Note	BANK OF NY MELLON CORP	1/22/2026	4.026%	1/22/2030	06406RCG0	7,945,000.00	A	1/28/2026	7,931,016.80	4.07%	7,862,213.10	-68,803.70
Corporate Note	BANK OF NY MELLON CORP	1/22/2026	4.026%	1/22/2030	06406RCG0	1,085,000.00	A	1/22/2026	1,085,000.00	4.03%	1,073,694.30	-11,305.70
Corporate Note	BLACKROCK INC	3/28/2017	3.200%	3/15/2027	09247XAN1	4,140,000.00	AA-	5/18/2022	4,085,970.80	3.50%	4,112,676.00	26,705.20
Corporate Note	BLACKROCK INC	3/28/2017	3.200%	3/15/2027	09247XAN1	3,140,000.00	AA-	5/18/2022	3,098,552.00	3.50%	3,119,276.00	20,724.00
Corporate Note	BLACKROCK INC	3/14/2024	4.700%	3/14/2029	09290DAA9	2,924,000.00	AA-	4/11/2024	2,911,222.12	4.80%	2,967,070.52	55,848.40
Corporate Note	BLACKROCK INC	3/14/2024	4.700%	3/14/2029	09290DAA9	350,000.00	AA-	3/14/2024	349,366.50	4.74%	355,155.50	5,789.00
Corporate Note	BOFA SECURITIES INC.	1/24/2025	4.979%	1/24/2029	06051GMK2	4,980,000.00	A-	4/2/2025	5,035,178.40	4.66%	5,019,989.40	-15,189.00
Corporate Note	BOFA SECURITIES INC.	1/24/2025	4.979%	1/24/2029	06051GMK2	1,390,000.00	A-	4/7/2026	1,403,149.40	4.61%	1,401,161.70	-1,987.70
Corporate Note	BOFA SECURITIES INC.	2/13/2020	2.496%	2/13/2031	06051GHZ5	4,325,000.00	A-	3/17/2026	4,008,972.25	4.16%	4,005,079.75	-3,892.50
Corporate Note	BRISTOL-MYERS SQUIBB CO	11/13/2023	5.750%	2/1/2031	110122DY1	10,569,000.00	A	3/4/2026	11,324,472.12	4.13%	11,144,164.98	-180,307.14
Corporate Note	CATERPILLAR FINL SERVICE	1/8/2026	4.150%	1/8/2031	14913UBH2	1,235,000.00	A	1/8/2026	1,234,555.40	4.16%	1,223,502.15	-11,053.25
Corporate Note	CISCO SYSTEMS INC	2/24/2025	4.750%	2/24/2030	17275RBX9	10,000,000.00	AA-	4/22/2025	10,124,500.00	4.46%	10,158,500.00	34,000.00
Corporate Note	CISCO SYSTEMS INC	2/24/2025	4.750%	2/24/2030	17275RBX9	6,800,000.00	AA-	4/30/2025	6,955,924.00	4.22%	6,907,780.00	-48,144.00
Corporate Note	CITIBANK NA	9/29/2023	5.803%	9/29/2028	17325FBB3	11,225,000.00	A+	9/29/2023	11,225,000.00	5.80%	11,630,334.75	405,334.75
Corporate Note	ELI LILLY & COMPANY	2/12/2025	4.550%	2/12/2028	532457CU0	6,500,000.00	AA-	6/27/2025	6,578,910.00	4.06%	6,545,110.00	-33,800.00
Corporate Note	ELI LILLY & COMPANY	8/14/2024	4.200%	8/14/2029	532457CQ9	1,555,000.00	AA-	8/14/2024	1,557,643.50	4.16%	1,553,693.80	-3,949.70

City of Santa Clara Monthly Report

4/30/2026

Sector	Description	Issue Date	Coupon Rate	Maturity Date	CUSIP	Par Value	S&P Rating	Settle Date	Cost Value	YTM at Cost	Market Value	Unrealized G/L
Corporate Note	ELI LILLY & COMPANY	8/14/2024	4.200%	8/14/2029	532457CQ9	445,000.00	AA-	8/14/2024	444,025.45	4.25%	444,626.20	600.75
Corporate Note	GOLDMAN SACHS BANK USA	5/21/2024	5.414%	5/21/2027	38151LAG5	8,750,000.00	A+	5/22/2025	8,805,037.50	5.08%	8,754,462.50	-50,575.00
Corporate Note	HOME DEPOT INC/THE JPMORGAN CHASE FINANCIAL CO LLC	9/15/2025	3.950%	9/15/2030	437076DJ8	1,885,000.00	A	9/15/2025	1,878,232.85	4.03%	1,861,305.55	-16,927.30
Corporate Note	JPMORGAN CHASE FINANCIAL CO LLC	2/24/2022	2.947%	2/24/2028	46647PCW4	2,925,000.00	A	9/18/2023	2,674,532.25	5.13%	2,890,602.00	216,069.75
Corporate Note	JPMORGAN CHASE FINANCIAL CO LLC	4/22/2024	5.571%	4/22/2028	46647PEE2	5,000,000.00	A	8/9/2024	5,103,350.00	4.95%	5,055,900.00	-47,450.00
Corporate Note	JPMORGAN CHASE FINANCIAL CO LLC	1/24/2025	4.915%	1/24/2029	46647PEU6	2,825,000.00	A	3/13/2025	2,841,921.75	4.74%	2,847,713.00	5,791.25
Corporate Note	JPMORGAN CHASE FINANCIAL CO LLC	7/23/2018	4.203%	7/23/2029	46647PAV8	4,075,000.00	A	3/5/2026	4,085,472.75	4.12%	4,049,612.75	-35,860.00
Corporate Note	JPMORGAN CHASE FINANCIAL CO LLC	4/22/2024	5.581%	4/22/2030	46647PEG7	2,750,000.00	A	4/28/2025	2,835,552.50	4.87%	2,827,165.00	-8,387.50
Corporate Note	KENVUE INC	10/17/2023	5.050%	3/22/2028	49177JAF9	6,250,000.00	A	6/30/2025	6,397,562.50	4.12%	6,335,625.00	-61,937.50
Corporate Note	MASTERCARD INC	5/31/2019	2.950%	6/1/2029	57636QAM6	7,500,000.00	A+	6/27/2024	6,889,875.00	4.82%	7,236,225.00	346,350.00
Corporate Note	META PLATFORMS INC	8/9/2024	4.300%	8/15/2029	30303M8S4	5,370,000.00	AA-	8/14/2024	5,385,895.20	4.23%	5,377,142.10	-8,753.10
Corporate Note	MORGAN STANLEY BANK NA	5/30/2024	5.504%	5/26/2028	61690U8B9	6,105,000.00	A+	5/31/2024	6,117,881.55	5.45%	6,173,314.95	55,433.40
Corporate Note	MORGAN STANLEY BANK NA	5/30/2024	5.504%	5/26/2028	61690U8B9	3,145,000.00	A+	5/30/2024	3,145,000.00	5.50%	3,180,192.55	35,192.55
Corporate Note	MORGAN STANLEY BANK NA	2/2/2026	4.213%	2/8/2030	61776NU43	5,000,000.00	A+	2/5/2026	5,001,750.00	4.20%	4,945,150.00	-56,600.00
Corporate Note	MORGAN STANLEY BANK NA	2/2/2026	4.213%	2/8/2030	61776NU43	3,650,000.00	A+	2/3/2026	3,649,854.00	4.21%	3,609,959.50	-39,894.50
Corporate Note	NATIONAL SECS CLEARING	5/20/2025	4.700%	5/20/2030	637639AQ8	10,000,000.00	AA+	6/27/2025	10,167,800.00	4.32%	10,140,400.00	-27,400.00
Corporate Note	NATIONAL SECS CLEARING	5/20/2025	4.700%	5/20/2030	637639AQ8	6,825,000.00	AA+	6/27/2025	6,937,134.75	4.32%	6,920,823.00	-16,311.75
Corporate Note	NOVARTIS FINANCE CORPORATION	11/5/2025	4.100%	11/5/2030	66989HAY4	15,630,000.00	AA-	11/5/2025	15,583,110.00	4.17%	15,425,403.30	-157,706.70
Corporate Note	PACCAR FINANCIAL CORP	1/31/2024	4.600%	1/31/2029	69371RS80	6,165,000.00	A+	7/30/2024	6,161,547.60	4.61%	6,239,164.95	77,617.35
Corporate Note	PEPSICO INC	7/17/2024	4.500%	7/17/2029	713448FX1	4,380,000.00	A+	7/17/2024	4,373,211.00	4.53%	4,417,449.00	44,238.00
Corporate Note	PEPSICO INC	2/7/2025	4.600%	2/7/2030	713448GB8	2,380,000.00	A+	2/7/2025	2,376,001.60	4.64%	2,412,844.00	36,842.40
Corporate Note	SALESFORCE.COM INC	3/13/2026	4.650%	3/15/2029	79466LAR5	9,250,000.00	A+	3/13/2026	9,247,965.00	4.66%	9,268,037.50	20,072.50
Corporate Note	STATE STREET BANK & TR	2/28/2025	4.729%	2/28/2030	857477CW1	9,240,000.00	A	2/28/2025	9,251,365.20	4.70%	9,333,970.80	82,605.60
Corporate Note	TOYOTA MOTOR CREDIT CORP	9/11/2023	5.250%	9/11/2028	89236TLB9	5,600,000.00	A+	9/11/2023	5,590,256.00	5.29%	5,728,744.00	138,488.00
Corporate Note	TOYOTA MOTOR CREDIT CORP	1/12/2026	4.200%	1/10/2031	89236TPH2	3,645,000.00	A+	1/12/2026	3,643,870.05	4.21%	3,603,191.85	-40,678.20
Corporate Note	VISA INC	2/12/2026	4.100%	2/12/2031	92826CAZ5	5,000,000.00	AA-	3/3/2026	5,048,500.00	3.88%	4,985,900.00	-62,600.00
Corporate Note	WALMART INC.	4/30/2026	4.150%	4/30/2031	931142FT5	2,080,000.00	AA	4/30/2026	2,075,548.80	4.20%	2,071,368.00	-4,180.80
	Corporate Note				Subtotal	288,858,000.00			289,072,654.59		289,221,006.95	148,352.36
Asset-Backed Security	AMERICAN EXPRESS CREDIT ACCOUNT MASTER	9/19/2023	5.230%	9/15/2028	02582JKD1	6,170,000.00	AAA	9/19/2023	6,169,724.20	5.23%	6,200,479.80	30,755.60
Asset-Backed Security	AMERICAN EXPRESS CREDIT ACCOUNT MASTER	7/22/2025	4.300%	7/15/2030	02582JKV1	6,515,000.00	AAA	7/22/2025	6,514,061.19	4.30%	6,535,522.25	21,461.06
Asset-Backed Security	BA CREDIT CARD TRUST	12/14/2023	4.980%	11/15/2028	05522RDH8	3,045,000.00	NR	12/14/2023	3,044,591.06	4.98%	3,061,899.75	17,308.69
Asset-Backed Security	BA CREDIT CARD TRUST	6/12/2025	4.310%	5/15/2030	05522RDK1	5,250,000.00	AAA	6/12/2025	5,249,980.05	4.31%	5,266,747.50	16,767.45
Asset-Backed Security	BOFA AUTO TRUST 2024-1	11/21/2023	5.740%	6/15/2028	06054YAC1	2,903,431.05	NR	11/21/2023	2,903,378.50	5.74%	2,922,651.76	19,273.26
Asset-Backed Security	CAPITAL ONE MULTI-ASSET EXECUTION TRUST	9/16/2025	3.820%	9/15/2030	14041NGF2	7,250,000.00	AAA	9/16/2025	7,248,625.40	3.82%	7,197,727.50	-50,897.90
Asset-Backed Security	CHASE AUTO OWNER TRUST 2024-5A	7/30/2025	4.290%	6/25/2030	16145NAC5	3,255,000.00	NR	7/30/2025	3,254,681.99	4.29%	3,258,743.25	4,061.26
Asset-Backed Security	CHASE ISSUANCE TRUST	9/15/2023	5.160%	9/15/2028	161571HT4	6,045,000.00	AAA	9/15/2023	6,043,324.33	5.17%	6,072,081.60	28,757.27
Asset-Backed Security	CHASE ISSUANCE TRUST	1/31/2024	4.600%	1/15/2029	161571HV9	7,605,000.00	AAA	1/31/2024	7,603,841.76	4.60%	7,641,199.80	37,358.04
Asset-Backed Security	CHASE ISSUANCE TRUST	7/25/2025	4.160%	7/15/2030	161571HZ0	9,190,000.00	AAA	7/25/2025	9,189,815.28	4.16%	9,196,892.50	7,077.22
Asset-Backed Security	CITIBANK CREDIT CARD ISSUANCE TRUST	6/26/2025	4.300%	6/21/2030	17305EHA6	11,485,000.00	AAA	6/26/2025	11,481,884.12	4.31%	11,516,124.35	34,240.23
Asset-Backed Security	FIFTH THIRD AUTO TRUST	8/23/2023	5.530%	8/15/2028	31680EAD3	2,134,134.92	AAA	8/23/2023	2,134,002.60	5.53%	2,147,793.38	13,790.78
Asset-Backed Security	GM FINANCIAL SECURITIZED TERM AUTO RECE	1/17/2024	4.850%	12/18/2028	36268GAD7	489,033.60	NR	1/17/2024	488,935.26	4.85%	490,975.06	2,039.80
Asset-Backed Security	GM FINANCIAL SECURITIZED TERM AUTO RECE	5/14/2025	4.280%	4/16/2030	362549AD9	1,965,000.00	AAA	5/14/2025	1,964,710.75	4.28%	1,967,456.25	2,745.50

City of Santa Clara Monthly Report 4/30/2026

Sector	Description	Issue Date	Coupon Rate	Maturity Date	CUSIP	Par Value	S&P Rating	Settle Date	Cost Value	YTM at Cost	Market Value	Unrealized G/L
Asset-Backed Security	HONDA AUTO RECEIVABLES OWNER TRUST 2024	2/18/2026	3.780%	9/23/2030	43815CAD0	1,635,000.00	NR	2/18/2026	1,634,739.54	3.78%	1,621,494.90	-13,244.64
Asset-Backed Security	HYUNDAI AUTO RECEIVABLES TRUST 2024-C	11/13/2023	5.540%	10/16/2028	44918CAD4	1,410,257.33	AAA	11/13/2023	1,410,071.87	5.54%	1,420,284.26	10,212.39
Asset-Backed Security	HYUNDAI AUTO RECEIVABLES TRUST 2024-C	3/12/2025	4.320%	10/15/2029	44935CAD3	6,570,000.00	AAA	3/12/2025	6,569,030.93	4.32%	6,590,695.50	21,664.57
Asset-Backed Security	HYUNDAI AUTO RECEIVABLES TRUST 2024-C	6/11/2025	4.360%	12/17/2029	44935XAD7	2,825,000.00	AAA	6/11/2025	2,824,744.90	4.36%	2,835,000.50	10,255.60
Asset-Backed Security	HYUNDAI AUTO RECEIVABLES TRUST 2024-C	9/17/2025	3.880%	4/15/2030	44935JAD8	5,770,000.00	AAA	9/17/2025	5,769,058.34	3.88%	5,735,668.50	-33,389.84
Asset-Backed Security	KUBOTA CREDIT OWNER TRUST 2024-2A	2/19/2025	4.670%	6/15/2029	50117FAC5	4,065,000.00	NR	2/19/2025	4,064,860.57	4.67%	4,089,837.15	24,976.58
Asset-Backed Security	TOYOTA AUTO RECEIVABLES OWNER TRUST COM	11/14/2023	5.540%	8/15/2028	89239FAD4	1,060,205.28	AAA	11/14/2023	1,060,090.99	5.54%	1,068,686.92	8,595.93
Asset-Backed Security	TOYOTA AUTO RECEIVABLES OWNER TRUST COM	4/30/2025	4.340%	11/15/2029	89231HAD8	4,385,000.00	AAA	4/30/2025	4,384,748.74	4.34%	4,397,716.50	12,967.76
Asset-Backed Security	TOYOTA AUTO RECEIVABLES OWNER TRUST COM	7/30/2025	4.110%	3/15/2030	89238VAD0	4,705,000.00	AAA	7/30/2025	4,704,504.09	4.11%	4,705,611.65	1,107.56
Asset-Backed Security	VOLKSWAGEN AUTO LOAN ENHANCED TRUST 202	3/25/2025	4.500%	8/20/2029	92868MAD1	6,905,000.00	NR	3/25/2025	6,904,765.23	4.50%	6,937,315.40	32,550.17
	Asset-Backed Security				Subtotal	112,632,062.18			112,618,171.69		112,878,606.03	260,434.34
Certificate of Deposit	COOPERAT RABOBANK UA/NY	7/20/2023	5.080%	7/17/2026	21684LGS5	7,500,000.00	A-1	7/20/2023	7,500,000.00	5.08%	7,524,375.00	24,375.00
	Certificate of Deposit				Subtotal	7,500,000.00			7,500,000.00		7,524,375.00	24,375.00
Cash Equivalent	PRINCIPAL PUBLIC DEPOSIT SWEEP PROGRAM			5/1/2026	992995944	23,692.03		9/1/2020	23,692.03		23,692.03	-
Cash Equivalent	LOCAL AGENCY INVESTMENT FUND			5/1/2026		66,935,656.36		9/30/1997	66,935,656.36		66,935,656.36	-
Cash Equivalent	CALIFORNIA ASSET MANAGEMENT PROGRAM		3.780%	5/1/2026		298,502,025.51		10/4/2022	298,502,025.51		298,502,025.51	-
Cash Equivalent	CALIFORNIA ASSET MANAGEMENT PROGRAM - TERM		3.700%	5/18/2026		10,000,000.00		1/20/2026	10,000,000.00		10,000,000.00	-
Cash Equivalent	CALIFORNIA ASSET MANAGEMENT PROGRAM - TERM		3.660%	5/26/2026		15,000,000.00		2/24/2026	15,000,000.00		15,000,000.00	-
Cash Equivalent	CALIFORNIA ASSET MANAGEMENT PROGRAM - TERM		3.710%	6/1/2026		10,000,000.00		3/9/2026	10,000,000.00		10,000,000.00	-
Cash Equivalent	CALIFORNIA ASSET MANAGEMENT PROGRAM - TERM		3.810%	8/12/2026		20,000,000.00		4/2/2026	20,000,000.00		20,000,000.00	-
Cash Equivalent	CALIFORNIA ASSET MANAGEMENT PROGRAM - TERM		3.760%	8/19/2026		10,000,000.00		4/22/2026	10,000,000.00		10,000,000.00	-
Cash Equivalent	DREYFUS TREASURY		3.530%	5/1/2026		2,500,959.69		10/31/1997	2,500,959.69		2,500,959.69	-
	Cash Equivalent				Subtotal	432,962,333.59			432,962,333.59		432,962,333.59	-
Grand Total					Count	198	1,691,909,120.82		1,694,961,835.55		1,692,994,542.27	(1,967,293.28)

STATEMENT OF TRANSACTIONS
FOR THE PERIOD APRIL 1, 2026 THROUGH APRIL 30, 2026

CITY OF SANTA CLARA- CUSTODY
ACCOUNT NUMBER XXXXXXXX

STATEMENT OF TRANSACTIONS

DATE	PAR VALUE/SHARES	DESCRIPTION	CASH	COST VALUE	REALIZED GAIN/LOSS
		BEGINNING BALANCE	<u>0.00</u>	<u>1,257,387,984.34</u>	
		CASH EQUIVALENTS			
04/01/26		INTEREST RECEIVED PRINCIPAL PUBLIC DEPOSIT SWEEP PRGRM INTEREST FROM 3/1/26 TO 3/31/26	4,223.99		
04/30/26	5,537,246.09	CASH SWEEP PURCHASES FOR STMT PERIOD PRINCIPAL PUBLIC DEPOSIT SWEEP PRGRM 10 TRANSACTIONS	5,537,246.09-	5,537,246.09	
04/30/26	9,453,981.46-	CASH SWEEP SALES FOR STMT PERIOD PRINCIPAL PUBLIC DEPOSIT SWEEP PRGRM 2 TRANSACTIONS	9,453,981.46	9,453,981.46-	
		BONDS & NOTES			
04/06/26		INTEREST RECEIVED ADOBE INC 4.800% 4/04/29 CUSIP 00724PAF6 INTEREST ON 2,975,000.000 UNITS	71,400.00		
04/15/26		INTEREST RECEIVED AMERICAN EXPRES ABS 4.300% 7/15/30 CUSIP 02582JKV1 \$0.00358/PV ON 6,515,000.00 PV DUE 4/15/26	23,345.41		
04/15/26		INTEREST RECEIVED AMERICAN EXPRES ABS 5.230% 9/15/28 CUSIP 02582JKD1 \$0.00436/PV ON 6,170,000.00 PV DUE 4/15/26	26,890.91		

STATEMENT OF TRANSACTIONS
FOR THE PERIOD APRIL 1, 2026 THROUGH APRIL 30, 2026

CITY OF SANTA CLARA- CUSTODY
ACCOUNT NUMBER XXXXXXXX

STATEMENT OF TRANSACTIONS

DATE	PAR VALUE/SHARES	DESCRIPTION	CASH	COST VALUE	REALIZED GAIN/LOSS
04/07/26	1,390,000	PURCHASED BANK AMERICA CO V-D 4.979% 1/24/29 CUSIP 06051GMK2 AT \$100.9460 ON TRADE DATE 04/06/2026 TO SETTLE ON 04/07/2026 MERRILL LYNCH, PIERCE, FENNER	1,403,149.40-	1,403,149.40	
04/07/26		ACCRUED INTEREST ON PURCHASE BANK AMERICA CO V-D 4.979% 1/24/29 CUSIP 06051GMK2	14,033.86-		
04/15/26		INTEREST RECEIVED BANK OF AMERICA ABS 4.310% 5/15/30 CUSIP 05522RDK1 \$0.00359/PV ON 5,250,000.00 PV DUE 4/15/26	18,856.25		
04/15/26		INTEREST RECEIVED BANK OF AMERICA ABS 5.740% 6/15/28 CUSIP 06054YAC1 \$0.00236/PV ON 3,251,282.66 PV DUE 4/15/26	15,551.97		
04/15/26	347,851.61-	PAID DOWN BANK OF AMERICA ABS 5.740% 6/15/28 CUSIP 06054YAC1 AT \$1,371.2186 ON TRADE DATE 04/15/2026	347,851.61	347,845.31-	6.30
04/20/26		INTEREST RECEIVED BK NY MELLON V-D 4.729% 4/20/29 CUSIP 06405LAH4 INTEREST ON 8,000,000.000 UNITS	189,160.00		
04/15/26		INTEREST RECEIVED BK OF AMERICA ABS 4.980% 11/15/28 CUSIP 05522RDH8 \$0.00415/PV ON 3,045,000.00 PV DUE 4/15/26	12,636.75		

STATEMENT OF TRANSACTIONS
FOR THE PERIOD APRIL 1, 2026 THROUGH APRIL 30, 2026

CITY OF SANTA CLARA- CUSTODY
ACCOUNT NUMBER XXXXXXXX

STATEMENT OF TRANSACTIONS

DATE	PAR VALUE/SHARES	DESCRIPTION	CASH	COST VALUE	REALIZED GAIN/LOSS
04/15/26		INTEREST RECEIVED CAPITAL ONE ABS 3.820% 9/16/30 CUSIP 14041NGF2 \$0.00318/PV ON 7,250,000.00 PV DUE 4/15/26	23,079.16		
04/27/26		INTEREST RECEIVED CHASE AUTO ABS 4.290% 6/25/30 CUSIP 16145NAC5 \$0.00358/PV ON 3,255,000.00 PV DUE 4/25/26	11,636.63		
04/15/26		INTEREST RECEIVED CHASE ISSUANCE ABS 0.000% 7/15/30 CUSIP 161571HZ0 \$0.00347/PV ON 9,190,000.00 PV DUE 4/15/26	31,858.67		
04/15/26		INTEREST RECEIVED CHASE ISSUANCE ABS 4.600% 1/16/29 CUSIP 161571HV9 \$0.00383/PV ON 7,605,000.00 PV DUE 4/15/26	29,152.50		
04/15/26		INTEREST RECEIVED CHASE ISSUANCE ABS 5.160% 9/15/28 CUSIP 161571HT4 \$0.00430/PV ON 6,045,000.00 PV DUE 4/15/26	25,993.50		
04/27/26		INTEREST RECEIVED FED HOME LN MTG CORP 3.117% 6/25/27 CUSIP 3137F2LJ3 \$0.00257/PV ON 6,456,213.45 PV DUE 4/25/26	16,770.01		

STATEMENT OF TRANSACTIONS
FOR THE PERIOD APRIL 1, 2026 THROUGH APRIL 30, 2026

CITY OF SANTA CLARA- CUSTODY
ACCOUNT NUMBER XXXXXXXXX

STATEMENT OF TRANSACTIONS

DATE	PAR VALUE/SHARES	DESCRIPTION	CASH	COST VALUE	REALIZED GAIN/LOSS
04/27/26	9,902.99-	PAID DOWN FED HOME LN MTG CORP 3.117% 6/25/27 CUSIP 3137F2LJ3 TO SETTLE ON 04/27/2026	9,902.99	9,260.84-	642.15
04/27/26		INTEREST RECEIVED FHLMC CMO V-M 4.329% 6/25/30 CUSIP 3137HMC65 \$0.00361/PV ON 11,192,000.00 PV DUE 4/25/26	40,375.14		
04/27/26		INTEREST RECEIVED FHLMC CMO V-M 4.421% 5/25/30 CUSIP 3137HN6B9 \$0.00368/PV ON 6,945,000.00 PV DUE 4/25/26	25,586.54		
04/27/26		INTEREST RECEIVED FHLMC K061 CMO V-M 3.347% 11/25/26 CUSIP 3137BTUM1 \$0.00263/PV ON 5,051,361.73 PV DUE 4/25/26	14,089.09		
04/27/26	10,896.67-	PAID DOWN FHLMC K061 CMO V-M 3.347% 11/25/26 CUSIP 3137BTUM1 TO SETTLE ON 04/27/2026	10,896.67	10,561.26-	335.41
04/27/26		INTEREST RECEIVED FHLMC K508 CMO V-M 4.740% 8/25/28 CUSIP 3137HAQ74 \$0.00395/PV ON 5,750,000.00 PV DUE 4/25/26	22,712.50		
04/27/26		INTEREST RECEIVED FHLMC K536 CMO V-M 4.850% 1/25/30 CUSIP 3137HJZY6 \$0.00404/PV ON 9,019,000.00 PV DUE 4/25/26	36,451.79		

STATEMENT OF TRANSACTIONS
FOR THE PERIOD APRIL 1, 2026 THROUGH APRIL 30, 2026

CITY OF SANTA CLARA- CUSTODY
ACCOUNT NUMBER XXXXXXXX

STATEMENT OF TRANSACTIONS

DATE	PAR VALUE/SHARES	DESCRIPTION	CASH	COST VALUE	REALIZED GAIN/LOSS
04/27/26		INTEREST RECEIVED FHLMC K537 CMO V-M 4.430% 2/25/30 CUSIP 3137HKPF5 \$0.00369/PV ON 5,960,000.00 PV DUE 4/25/26	22,002.34		
04/27/26		INTEREST RECEIVED FHLMC K538 CMO V-M 4.478% 1/25/30 CUSIP 3137HKQC1 \$0.00373/PV ON 10,570,000.00 PV DUE 4/25/26	39,443.72		
04/27/26		INTEREST RECEIVED FHLMC K539 CMO V-M 4.410% 1/25/30 CUSIP 3137HKXJ8 \$0.00368/PV ON 4,010,000.00 PV DUE 4/25/26	14,736.75		
04/27/26		INTEREST RECEIVED FHLMC K540 CMO V-M 4.513% 2/25/30 CUSIP 3137HLJA1 \$0.00376/PV ON 4,285,000.00 PV DUE 4/25/26	16,115.17		
04/27/26		INTEREST RECEIVED FHLMC K541 CMO V-M 4.348% 2/25/30 CUSIP 3137HLXV9 \$0.00362/PV ON 11,370,000.00 PV DUE 4/25/26	41,197.30		
04/27/26		INTEREST RECEIVED FHLMC K546 CMO V-M 4.361% 5/25/30 CUSIP 3137HN4R6 \$0.00363/PV ON 7,245,000.00 PV DUE 4/25/26	26,329.54		

STATEMENT OF TRANSACTIONS
FOR THE PERIOD APRIL 1, 2026 THROUGH APRIL 30, 2026

CITY OF SANTA CLARA- CUSTODY
ACCOUNT NUMBER XXXXXXXX

STATEMENT OF TRANSACTIONS

DATE	PAR VALUE/SHARES	DESCRIPTION	CASH	COST VALUE	REALIZED GAIN/LOSS
04/27/26		INTEREST RECEIVED FHLMC K556 CMO V-M 3.948% 1/25/31 CUSIP 3137HQDM0 \$0.00329/PV ON 12,000,000.00 PV DUE 4/25/26	39,480.00		
04/27/26		INTEREST RECEIVED FHLMC K557 CMO V-M 3.936% 1/25/31 CUSIP 3137HQSP7 \$0.00328/PV ON 5,610,000.00 PV DUE 4/25/26	18,400.80		
04/27/26		INTEREST RECEIVED FHLMC K558 CMO V-M 4.130% 3/25/31 CUSIP 3137HQSV4 \$0.00344/PV ON 5,945,000.00 PV DUE 4/25/26	20,460.71		
04/27/26		INTEREST RECEIVED FHLMC MULTIFAMILY ST 3.243% 4/25/27 CUSIP 3137F1G44 \$0.00270/PV ON 4,545,000.00 PV DUE 4/25/26	12,282.86		
04/27/26		INTEREST RECEIVED FHLMC SER KJ46 CMO 4.777% 6/25/28 CUSIP 3137HAD45 \$0.00387/PV ON 5,947,228.12 PV DUE 4/25/26	23,674.92		
04/27/26	7,057.05-	PAID DOWN FHLMC SER KJ46 CMO 4.777% 6/25/28 CUSIP 3137HAD45 TO SETTLE ON 04/27/2026	7,057.05	7,056.87-	0.18

STATEMENT OF TRANSACTIONS
FOR THE PERIOD APRIL 1, 2026 THROUGH APRIL 30, 2026

CITY OF SANTA CLARA- CUSTODY
ACCOUNT NUMBER XXXXXXXX

STATEMENT OF TRANSACTIONS

DATE	PAR VALUE/SHARES	DESCRIPTION	CASH	COST VALUE	REALIZED GAIN/LOSS
04/27/26		INTEREST RECEIVED FHLMC SER K505 CMO 4.819% 6/25/28 CUSIP 3137HACX2 \$0.00402/PV ON 7,500,000.00 PV DUE 4/25/26	30,118.75		
04/15/26		INTEREST RECEIVED FIFTH THIRD AUT ABS 5.530% 8/15/28 CUSIP 31680EAD3 \$0.00210/PV ON 2,398,831.05 PV DUE 4/15/26	11,054.62		
04/15/26	264,696.13-	PAID DOWN FIFTH THIRD AUT ABS 5.530% 8/15/28 CUSIP 31680EAD3 AT \$1,801.9930 ON TRADE DATE 04/15/2026	264,696.13	264,679.72-	16.41
04/27/26		INTEREST RECEIVED FNMA SER M6 CMO V-M 4.190% 7/25/28 CUSIP 3136BQDE6 \$0.00320/PV ON 14,984,889.61 PV DUE 4/25/26	52,322.24		
04/27/26	1,111.15-	PAID DOWN FNMA SER M6 CMO V-M 4.190% 7/25/28 CUSIP 3136BQDE6 TO SETTLE ON 04/27/2026	1,111.15	1,079.32-	31.83
04/16/26		INTEREST RECEIVED GM FINANCIAL ABS 4.280% 4/16/30 CUSIP 362549AD9 \$0.00357/PV ON 1,965,000.00 PV DUE 4/16/26	7,008.50		
04/16/26		INTEREST RECEIVED GM FINANCIAL ABS 4.850% 12/18/28 CUSIP 36268GAD7 \$0.00266/PV ON 536,403.98 PV DUE 4/16/26	2,167.97		

STATEMENT OF TRANSACTIONS
FOR THE PERIOD APRIL 1, 2026 THROUGH APRIL 30, 2026

CITY OF SANTA CLARA- CUSTODY
ACCOUNT NUMBER XXXXXXXX

STATEMENT OF TRANSACTIONS

DATE	PAR VALUE/SHARES	DESCRIPTION	CASH	COST VALUE	REALIZED GAIN/LOSS
04/16/26	47,370.38-	PAID DOWN GM FINANCIAL ABS 4.850% 12/18/28 CUSIP 36268GAD7	47,370.38	47,360.85-	9.53
04/30/26	3,190,000	PURCHASED HAWAII ST 4.212% 4/01/31 CUSIP 419792S23 AT \$100.0000 ON TRADE DATE 04/16/2026 TO SETTLE ON 04/30/2026 MERRILL LYNCH, PIERCE, FENNER	3,190,000.00-	3,190,000.00	
04/21/26		INTEREST RECEIVED HONDA AUTO RECE ABS 3.780% 9/23/30 CUSIP 43815CAD0 \$0.00315/PV ON 1,635,000.00 PV DUE 4/21/26	5,150.25		
04/15/26		INTEREST RECEIVED HYUNDAI AUTO ABS 3.880% 4/15/30 CUSIP 44935JAD8 \$0.00323/PV ON 5,770,000.00 PV DUE 4/15/26	18,656.33		
04/15/26		INTEREST RECEIVED HYUNDAI AUTO ABS 4.320% 10/15/29 CUSIP 44935CAD3 \$0.00360/PV ON 6,570,000.00 PV DUE 4/15/26	23,652.00		
04/15/26		INTEREST RECEIVED HYUNDAI AUTO REC ABS 4.360% 12/17/29 CUSIP 44935XAD7 \$0.00363/PV ON 2,825,000.00 PV DUE 4/15/26	10,264.17		

STATEMENT OF TRANSACTIONS
FOR THE PERIOD APRIL 1, 2026 THROUGH APRIL 30, 2026

CITY OF SANTA CLARA- CUSTODY
ACCOUNT NUMBER XXXXXXXX

STATEMENT OF TRANSACTIONS

DATE	PAR VALUE/SHARES	DESCRIPTION	CASH	COST VALUE	REALIZED GAIN/LOSS
04/15/26		INTEREST RECEIVED HYUNDAI AUTO REC ABS 5.540% 10/16/28 CUSIP 44918CAD4 \$0.00284/PV ON 1,554,604.08 PV DUE 4/15/26	7,177.09		
04/15/26	144,346.75-	PAID DOWN HYUNDAI AUTO REC ABS 5.540% 10/16/28 CUSIP 44918CAD4 AT \$3,304.4082 ON TRADE DATE 04/15/2026	144,346.75	144,327.77-	18.98
04/22/26		INTEREST RECEIVED JPMORGAN CHASE V-D 5.571% 4/22/28 CUSIP 46647PEE2 INTEREST ON 5,000,000.000 UNITS	139,275.00		
04/22/26		INTEREST RECEIVED JPMORGAN CHASE V-D 5.581% 4/22/30 CUSIP 46647PEG7 INTEREST ON 2,750,000.000 UNITS	76,738.75		
04/15/26		INTEREST RECEIVED KUBOTA CREDIT ABS 4.670% 6/15/29 CUSIP 50117FAC5 \$0.00389/PV ON 4,065,000.00 PV DUE 4/15/26	15,819.63		
04/15/26		INTEREST RECEIVED TOYOTA AUTO ABS 4.110% 3/15/30 CUSIP 89238VAD0 \$0.00343/PV ON 4,705,000.00 PV DUE 4/15/26	16,114.63		
04/15/26		INTEREST RECEIVED TOYOTA AUTO REC ABS 4.340% 11/15/29 CUSIP 89231HAD8 \$0.00362/PV ON 4,385,000.00 PV DUE 4/15/26	15,859.08		

STATEMENT OF TRANSACTIONS
FOR THE PERIOD APRIL 1, 2026 THROUGH APRIL 30, 2026

CITY OF SANTA CLARA- CUSTODY
ACCOUNT NUMBER XXXXXXXX

STATEMENT OF TRANSACTIONS

DATE	PAR VALUE/SHARES	DESCRIPTION	CASH	COST VALUE	REALIZED GAIN/LOSS
04/15/26		INTEREST RECEIVED TOYOTA AUTO REC ABS 5.540% 8/15/28 CUSIP 89239FAD4 \$0.00309/PV ON 1,153,819.98 PV DUE 4/15/26	5,326.80		
04/15/26	93,614.7-	PAID DOWN TOYOTA AUTO REC ABS 5.540% 8/15/28 CUSIP 89239FAD4 AT \$5,095.1462 ON TRADE DATE 04/15/2026	93,614.70	93,604.61-	10.09
04/24/26	3,250,000-	SOLD U.S. TREASURY NOTES 3.500% 2/28/31 CUSIP 91282CQD6 AT \$98.3203 ON TRADE DATE 04/21/2026 TO SETTLE ON 04/24/2026 J.P. MORGAN SECURITIES INC., -	3,195,410.16	3,202,877.17-	7,467.01-
04/24/26		ACCRUED INTEREST ON SALE U.S. TREASURY NOTES 3.500% 2/28/31 CUSIP 91282CQD6	17,000.68		
04/30/26		INTEREST RECEIVED U.S. TREASURY NOTES 3.500% 4/30/28 CUSIP 91282CHA2 INTEREST ON 5,075,000.000 UNITS	88,812.50		
04/30/26		INTEREST RECEIVED U.S. TREASURY NOTES 3.875% 4/30/30 CUSIP 91282CMZ1 INTEREST ON 9,325,000.000 UNITS	180,671.88		
04/30/26	7,350,000	PURCHASED U.S. TREASURY NOTES 3.875% 4/30/31 CUSIP 91282CQK0 AT \$99.2266 ON TRADE DATE 04/29/2026 TO SETTLE ON 04/30/2026 BMOCM/BONDS	7,293,152.34-	7,293,152.34	

STATEMENT OF TRANSACTIONS
FOR THE PERIOD APRIL 1, 2026 THROUGH APRIL 30, 2026

CITY OF SANTA CLARA- CUSTODY
ACCOUNT NUMBER XXXXXXXX

STATEMENT OF TRANSACTIONS

DATE	PAR VALUE/SHARES	DESCRIPTION	CASH	COST VALUE	REALIZED GAIN/LOSS
04/30/26		INTEREST RECEIVED U.S. TREASURY NOTES 4.125% 10/31/27 CUSIP 91282CFU0 INTEREST ON 86,945,000.000 UNITS	1,793,240.63		
04/30/26		INTEREST RECEIVED U.S. TREASURY NOTES 4.125% 10/31/29 CUSIP 91282CLR0 INTEREST ON 4,315,000.000 UNITS	88,996.88		
04/30/26		INTEREST RECEIVED U.S. TREASURY NOTES 4.625% 4/30/29 CUSIP 91282CKP5 INTEREST ON 22,050,000.000 UNITS	509,906.25		
04/30/26		INTEREST RECEIVED U.S. TREASURY NOTES 4.875% 10/31/28 CUSIP 91282CJF9 INTEREST ON 11,060,000.000 UNITS	269,587.50		
04/30/26		INTEREST RECEIVED U.S. TREASURY NOTES 4.875% 10/31/30 CUSIP 91282CJG7 INTEREST ON 7,250,000.000 UNITS	176,718.75		
04/20/26		INTEREST RECEIVED VOLKSWAGEN AUTO ABS 4.500% 8/20/29 CUSIP 92868MAD1 \$0.00375/PV ON 6,905,000.00 PV DUE 4/20/26	25,893.75		
04/07/26	1,420,000-	SOLD VR BANK OF AMERICA 1.734% 7/22/27 CUSIP 06051GJS9 AT \$99.2140 ON TRADE DATE 04/06/2026 TO SETTLE ON 04/07/2026 BANC OF AMERICA SECURITIES LLC	1,408,838.80	1,281,251.80-	127,587.00

STATEMENT OF TRANSACTIONS
FOR THE PERIOD APRIL 1, 2026 THROUGH APRIL 30, 2026

CITY OF SANTA CLARA- CUSTODY
ACCOUNT NUMBER XXXXXXXX

STATEMENT OF TRANSACTIONS

DATE	PAR VALUE/SHARES	DESCRIPTION	CASH	COST VALUE	REALIZED GAIN/LOSS
04/07/26		ACCRUED INTEREST ON SALE VR BANK OF AMERICA 1.734% 7/22/27 CUSIP 06051GJS9	5,129.75		
04/27/26		INTEREST RECEIVED VR FHLMC MULTIFAMI 3.224% 3/25/27 CUSIP 3137BXQY1 \$0.00269/PV ON 8,000,000.00 PV DUE 4/25/26	21,493.34		
04/30/26	2,080,000	PURCHASED WALMART INC SR 4.150% 4/30/31 CUSIP 931142FT5 AT \$99.7860 ON TRADE DATE 04/27/2026 TO SETTLE ON 04/30/2026 CITIGROUP GBL MKTS/SALOMON BRO	2,075,548.80-	2,075,548.80	
ENDING BALANCE			0.00	1,262,023,193.99	

INVESTMENT AND INSURANCE PRODUCTS ARE:

- NOT INSURED BY THE FEDERAL DEPOSIT INSURANCE CORPORATION (FDIC) OR ANY FEDERAL GOVERNMENT AGENCY
- NOT A DEPOSIT, OBLIGATION OF, OR GUARANTEED BY ANY BANK OR BANKING AFFILIATE
- SUBJECT TO INVESTMENT RISKS AND MAY LOSE VALUE, INCLUDING POSSIBLE LOSS OF PRINCIPAL AMOUNT INVESTED