



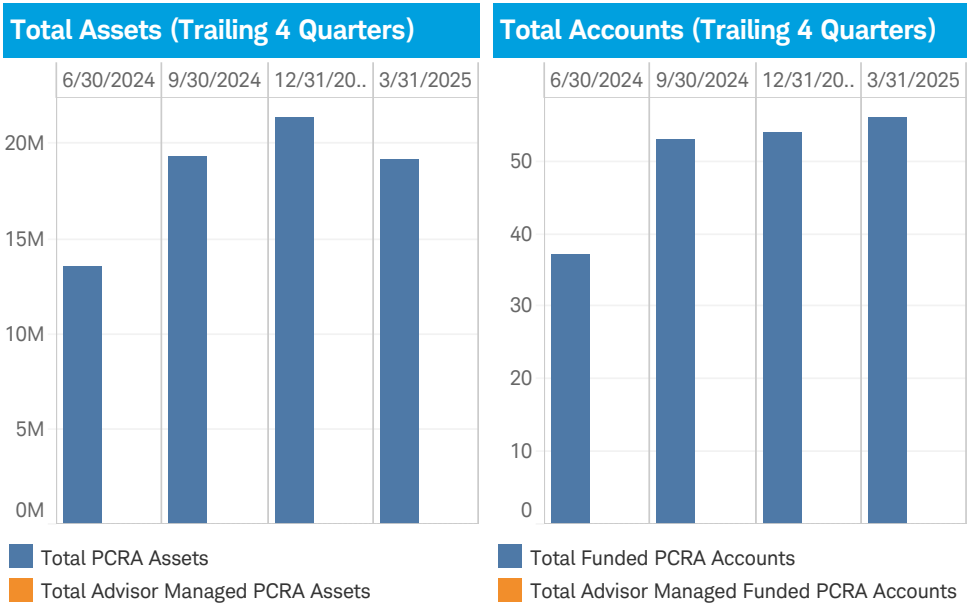
CITY SANTA CLARA DCP 457B

## Schwab Personal Choice Retirement Account (PCRA) Quarterly Report

As of 3/31/2025

The Schwab Personal Choice Retirement Account (PCRA) Quarterly Report  
CITY SANTA CLARA DCP 457B, Quarter Ending 3/31/2025

Plan Profile Information	
Total PCRA Assets	\$19,155,102
Total Funded PCRA Accounts	56
Total Roth Assets	\$0
Total Funded Roth Accounts	0
Total Advisor Managed PCRA Assets	\$0
Total Advisor Managed Funded PCRA Accounts	0
PCRA Accounts Opened This Quarter	1
PCRA Assets In and Out This Quarter*	\$400,459
Average PCRA Account Balance	\$342,055



PCRA Participant Profile Information	
Average Customer Age	55
Percent Male Participants	93%
Percent Female Participants	7%

Total Assets by Category	
Cash Investments	\$1,139,338
Equities	\$13,171,771
ETFs	\$3,047,932
Fixed Income	\$63,988
Mutual Funds	\$1,732,073
Other	\$0

Average Positions Per Account	
Cash Investments - Positions	1.0
Equities - Positions	6.6
ETFs - Positions	1.4
Fixed Income - Positions	0.1
Mutual Fund - Positions	0.5
Other - Positions	0.0

Average Trades Per Account	
Equities - Trades	5.1
ETFs - Trades	2.2
Fixed Income - Trades	0.0
Mutual Funds - Trades	0.3
Other - Trades	0.0
Total - Trades	7.6

\* Assets In and Out includes contributions and distributions.

## The Schwab Personal Choice Retirement Account (PCRA) Quarterly Report

CITY SANTA CLARA DCP 457B, Quarter Ending 3/31/2025

### Top 10 Mutual Fund Holdings\*\*

Name	Category	Symbol	OS*	\$ Assets	% Assets
SCHWAB TOTAL STOCK MARKET INDEX	Large Capitalization Stock Funds	SWTSX	Y	\$203,882	16.68%
PRIMECAP ODYSSEY GROWTH	Large Capitalization Stock Funds	POGRX	N	\$151,315	12.38%
T. ROWE PRICE BLUE CHIP GROWTH	Large Capitalization Stock Funds	TRBCX	Y	\$133,838	10.95%
FIDELITY INTERNATIONAL CAPITAL APPREC	International	FIVFX	N	\$112,168	9.18%
SCHWAB INTERNATIONAL INDEX	International	SWISX	Y	\$92,576	7.57%
ARTISAN MID CAP INVESTOR	Small Capitalization Stock Funds	ARTMX	Y	\$63,493	5.19%
SCHWAB US AGGREGATE BOND INDEX	Taxable Bond Funds	SWAGX	Y	\$63,189	5.17%
VANGUARD TOTAL STOCK MKT IDX ADM	Large Capitalization Stock Funds	VTSAX	N	\$61,478	5.03%
PFG MEEDER TACTICAL STRAT R	Hybrid Funds	PFTSX	Y	\$57,385	4.69%
PFG ACTIVE CORE BOND STRAT R	Taxable Bond Funds	PFDXX	Y	\$51,185	4.19%

### Top 10 Fund Families

Name	\$ Assets	% Assets
SCHWAB	\$327,633	26.80%
PRIMECAP	\$163,166	13.35%
T ROWE PRICE	\$139,659	11.43%
FIDELITY	\$114,952	9.40%
ARTISAN	\$96,872	7.93%
VANGUARD	\$61,478	5.03%
NORTHERN	\$35,367	2.89%
ALLIANZ FUNDS	\$31,113	2.55%
INVESCO FUNDS	\$17,392	1.42%
BUFFALO	\$13,751	1.12%

\*\*Top 10 Mutual Funds does not include Money Market Funds.

\*OS = OneSource, no-load, no transaction fee.

## The Schwab Personal Choice Retirement Account (PCRA) Quarterly Report

CITY SANTA CLARA DCP 457B, Quarter Ending 3/31/2025

### Top 10 Equity Holdings

Name	Category	Symbol	\$ Assets	% Assets
NVIDIA CORP	Information Technology	NVDA	\$7,538,212	57.23%
APPLE INC	Information Technology	AAPL	\$1,119,411	8.50%
MICROSTRATEGY INC CLASS A	Information Technology	MSTR	\$727,305	5.52%
TESLA INC	Consumer Discretionary	TSLA	\$273,155	2.07%
PALANTIR TECHNOLOGIES INCLASS A	Information Technology	PLTR	\$211,253	1.60%
GRAYSCALE ETHEREUM TR ET	Leveraged/Inverse	ETHE	\$154,711	1.17%
MICROSOFT CORP	Information Technology	MSFT	\$144,321	1.10%
META PLATFORMS INC CLASS A	Communication Services	META	\$122,340	0.93%
REALTY INCOME CORP REIT	Real Estate	O	\$110,688	0.84%
GAMESTOP CORP NEW CLASS A	Consumer Discretionary	GME	\$96,780	0.73%

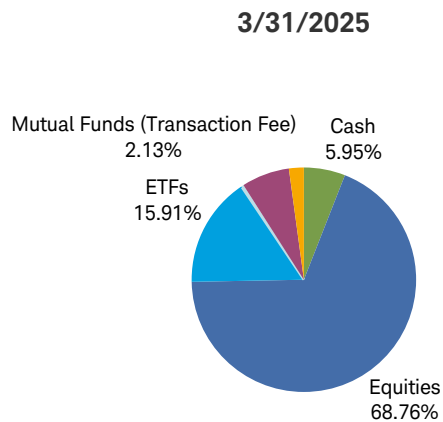
### Top 10 ETF Holdings

Name	Category	Symbol	\$ Assets	% Assets
ISHARES BITCOIN ETF	Other	IBIT	\$624,445	20.49%
BITWISE BITCOIN ETF	Other	BITB	\$303,030	9.94%
FIDELITY MSCI FINANCIALSINDX ETF	Sector	FNCL	\$250,828	8.23%
GLOBAL X MSCI ARGENTINA ETF	International Equity	ARGT	\$220,502	7.23%
SPDR S&P 500 ETF	US Equity	SPY	\$186,398	6.12%
SCHWAB US DIVIDEND EQUITY ETF	US Equity	SCHD	\$108,300	3.55%
GRANITESHARES NVDA LNG DAILY ETF	Leveraged/Inverse	NVDL	\$93,500	3.07%
ISHARES CORE S&P SMALL CAP ETF	US Equity	IJR	\$87,132	2.86%
VANGUARD S&P 500 ETF	US Equity	VOO	\$83,003	2.72%
TECHNOLOGY SELECT SECTORSPDR ETF	Sector	XLK	\$82,798	2.72%

\*OS = OneSource, no-load, no transaction fee.

The Schwab Personal Choice Retirement Account (PCRA) Quarterly Report  
CITY SANTA CLARA DCP 457B, Quarter Ending 3/31/2025

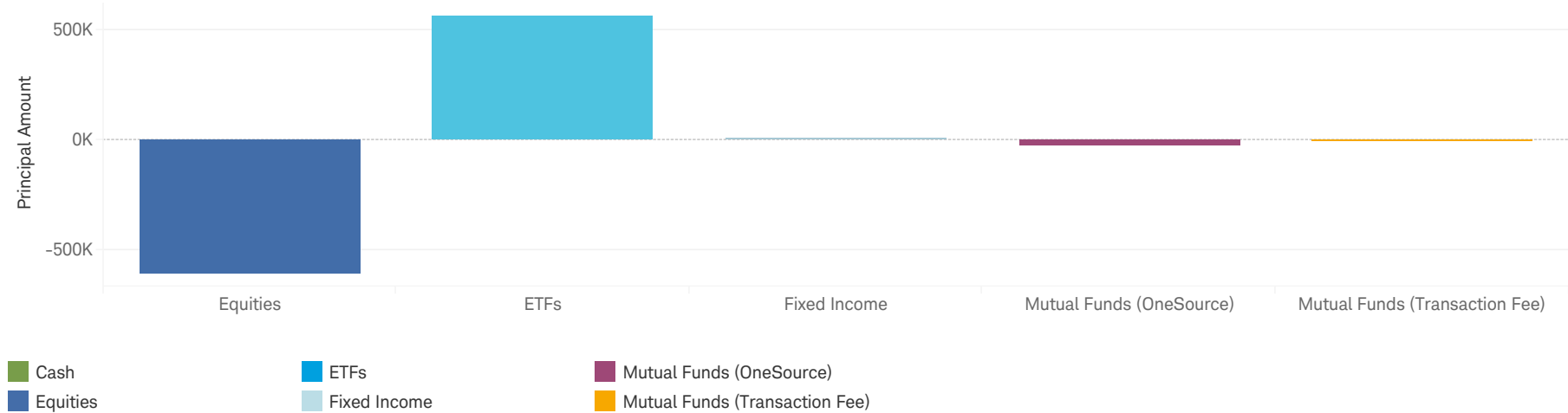
Market Value Allocation - All Assets (Quarter over Quarter)



	03/31/2025	12/31/2024
Cash	5.95%	3.03%
Equities	68.76%	75.36%
ETFs	15.91%	12.94%
Fixed Income	0.33%	0.32%
Mutual Funds (OneSource)	6.91%	6.40%
Mutual Funds (Transaction Fee)	2.13%	1.95%

The above charts illustrate the percent of PCRA participant assets in each noted asset class as percentage of total PCRA assets. Percentages are calculated as of quarter-end. Money Market Funds are classified under Mutual Funds.

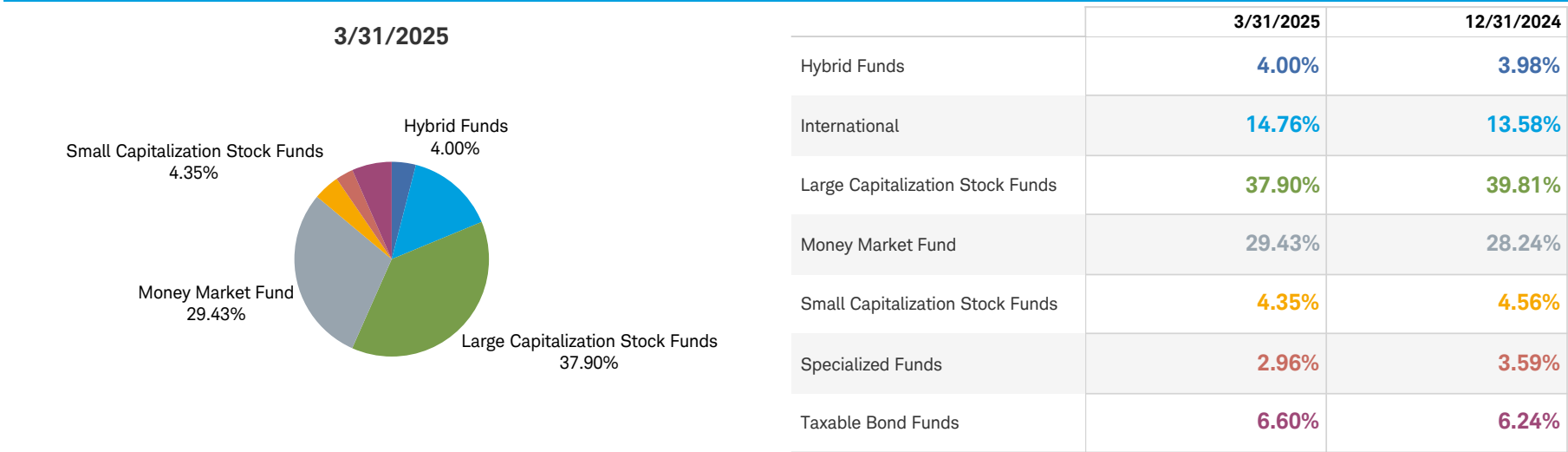
Net Flow - All Non-Cash Assets (3-Month Period Ending 3/31/2025)



Net Flow is the net of all cash inflows and outflows in and out of financial assets; the performance of an asset or fund is not taken into account, only share redemptions, or outflows, and share purchases, or inflows.

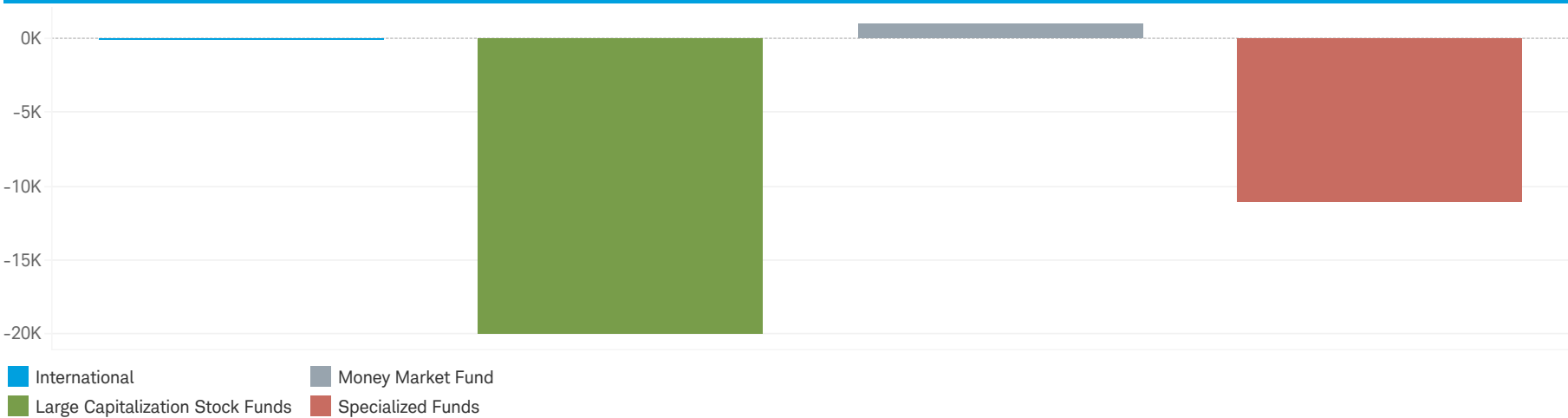
The Schwab Personal Choice Retirement Account (PCRA) Quarterly Report  
CITY SANTA CLARA DCP 457B, Quarter Ending 3/31/2025

Market Value Allocation - Mutual Funds (Quarter over Quarter)



The above charts illustrate the percent of PCRA participant assets in each noted asset class as percentage of total PCRA assets. Percentages are calculated as of quarter-end. Money Market Funds are classified under Mutual Funds.

Net Flow by Sector - Mutual Funds (3-Month Period Ending 3/31/2025)

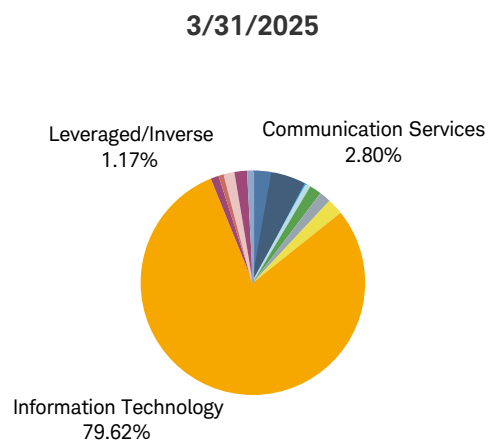


Net Flow is the net of all cash inflows and outflows in and out of financial assets; the performance of an asset or fund is not taken into account, only share redemptions, or outflows, and share purchases, or inflows.

# The Schwab Personal Choice Retirement Account (PCRA) Quarterly Report

## CITY SANTA CLARA DCP 457B, Quarter Ending 3/31/2025

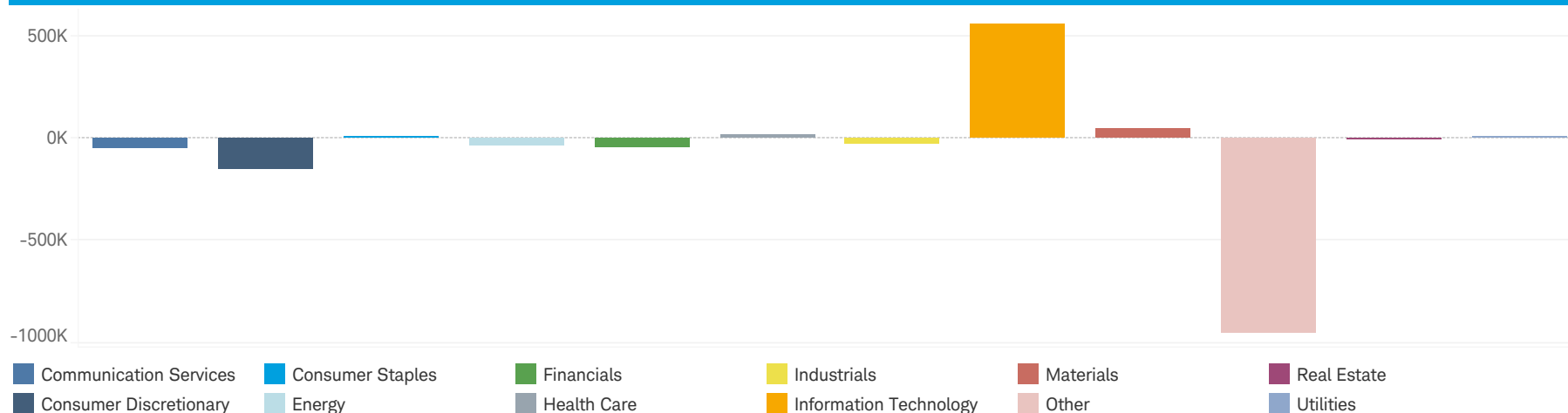
### Market Value Allocation - Equities (Quarter over Quarter)



	3/31/2025	12/31/2024
Communication Services	2.80%	2.71%
Consumer Discretionary	4.88%	6.28%
Consumer Staples	0.31%	0.20%
Energy	0.57%	0.64%
Financials	1.73%	1.77%
Health Care	1.67%	1.34%
Industrials	2.32%	2.16%
Information Technology	79.62%	73.47%
Leveraged/Inverse	1.17%	1.77%
Materials	0.88%	0.47%
Other	1.42%	7.16%
Real Estate	1.82%	1.36%
Utilities	0.82%	0.69%

The above charts illustrate the percent of PCRA participant assets in each noted asset class as percentage of total PCRA assets. Percentages are calculated as of quarter-end. Money Market Funds are classified under Mutual Funds.

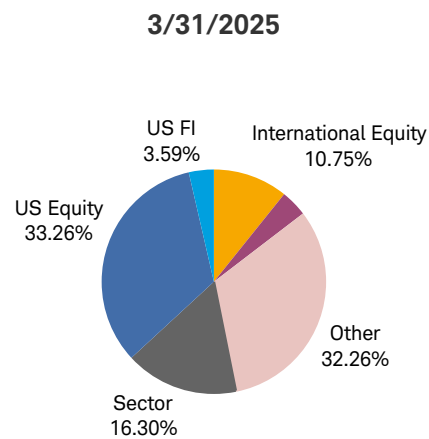
### Net Flow by Sector - Equities (3-Month Period Ending 3/31/2025)



Net Flow is the net of all cash inflows and outflows in and out of financial assets; the performance of an asset or fund is not taken into account, only share redemptions, or outflows, and share purchases, or inflows.

The Schwab Personal Choice Retirement Account (PCRA) Quarterly Report  
CITY SANTA CLARA DCP 457B, Quarter Ending 3/31/2025

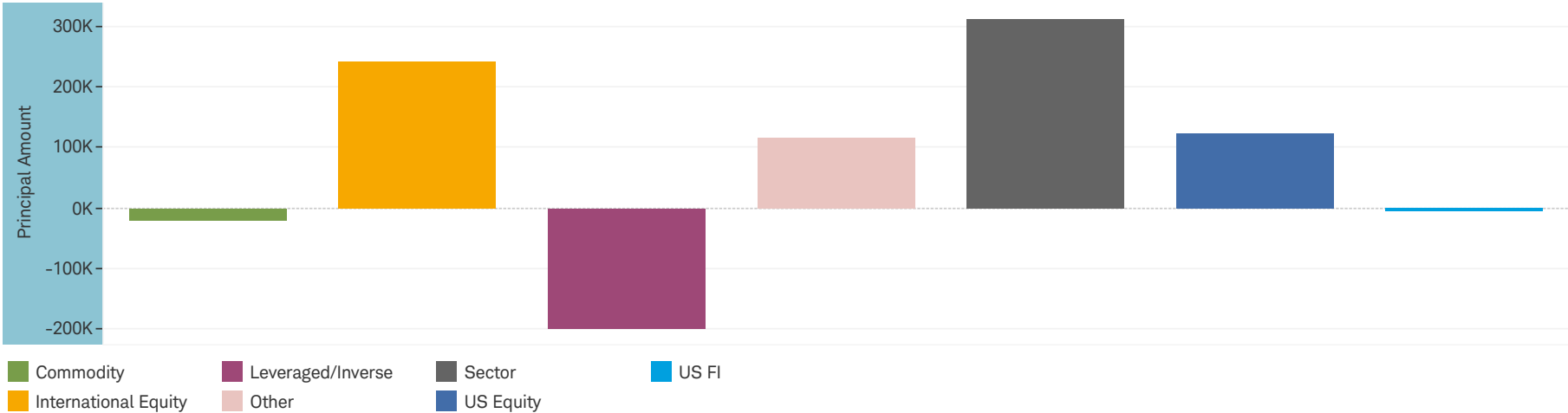
Market Value Allocation - ETF (Quarter over Quarter)



	3/31/2025	12/31/2024
Commodity		0.70%
International Equity	10.75%	3.68%
Leveraged/Inverse	3.84%	14.33%
Other	32.26%	36.12%
Sector	16.30%	7.15%
US Equity	33.26%	34.09%
US FI	3.59%	3.94%

The above charts illustrate the percent of PCRA participant assets in each noted asset class as percentage of total PCRA assets. Percentages are calculated as of quarter-end. Money Market Funds are classified under Mutual Funds.

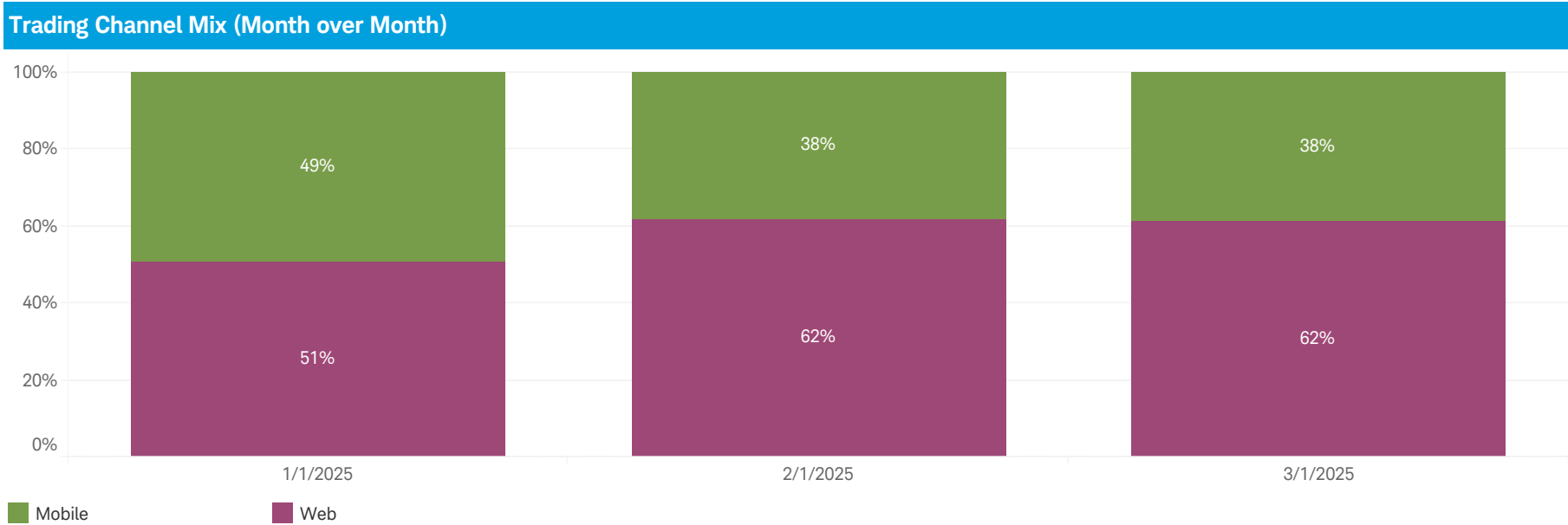
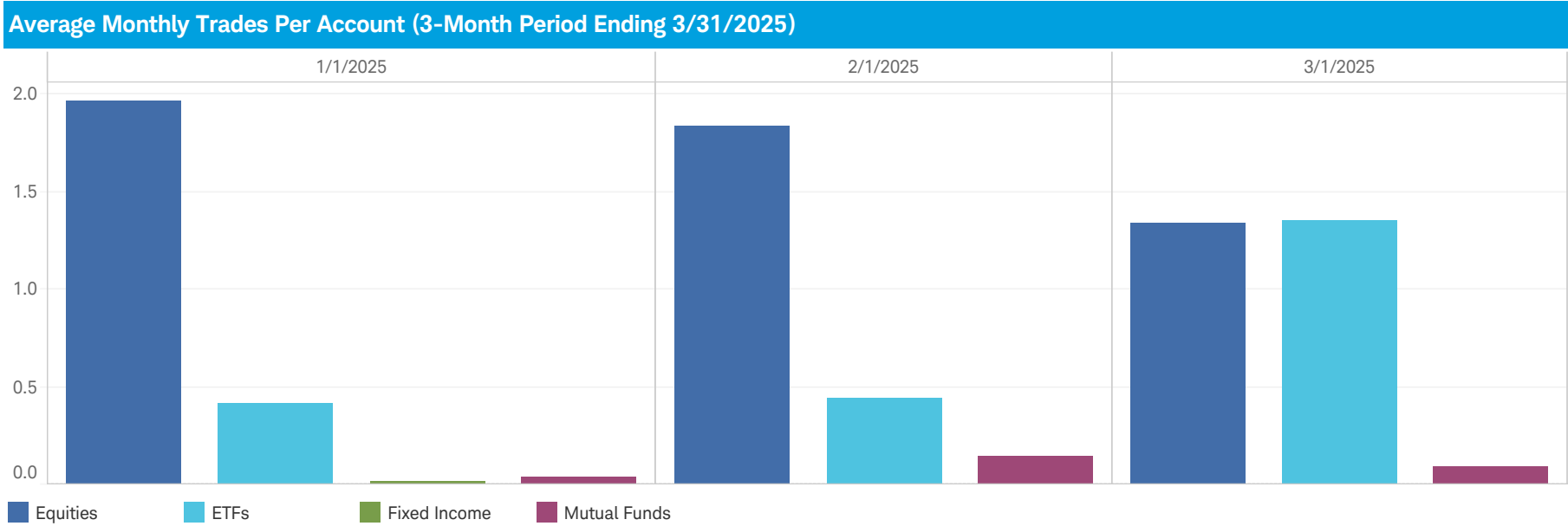
Net Flow by Sector - ETF (3-Month Period Ending 3/31/2025)



Net Flow is the net of all cash inflows and outflows in and out of financial assets; the performance of an asset or fund is not taken into account, only share redemptions, or outflows, and share purchases, or inflows.



The Schwab Personal Choice Retirement Account (PCRA) Quarterly Report  
CITY SANTA CLARA DCP 457B, Quarter Ending 3/31/2025



## The Schwab Personal Choice Retirement Account (PCRA) Quarterly Report

### CITY SANTA CLARA DCP 457B, Quarter Ending 3/31/2025

#### Important Disclosures

Schwab Personal Choice Retirement Account (PCRA) is offered through Charles Schwab & Co., Inc. (Member SIPC), the registered broker/dealer, which also provides other brokerage and custody services to its customers.

For participants who utilize the Personal Choice Retirement Account (PCRA), the following fees and conditions may apply: Trades in no-load mutual funds available through Mutual Funds OneSource service (including Schwab Funds) as well as certain other funds, are available without transaction fees when placed through schwab.com or our automated phone channels. Schwab reserves the right to change the funds we make available without transaction fees and to reinstate fees on any funds. Funds are also subject to management fees and expenses.

Charles Schwab & Co., Inc., member SIPC, receives remuneration from fund companies for record keeping, shareholder services and other administrative services for shares purchased through its Mutual Fund OneSource service. Schwab also may receive remuneration from transaction fee fund companies for certain administrative services.

This material is for institutional use only.

The information contained herein is obtained from third-party sources and believed to be reliable, but its accuracy or completeness is not guaranteed. This report is for informational purposes only and is not a solicitation, or a recommendation that any particular investor should purchase or sell any particular security.