

Vu Luu

QUOTE BY : Vu Luu

SOLD TO : HIEN

PO# :

Ship Via : Ground

U-Factor Weighted Average: 0.29

Volume: 230.76

QUOTE # : JW251000A8H - Version 0

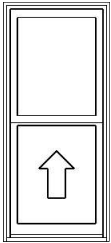
SHIP TO :

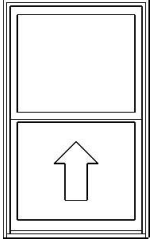
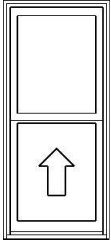
PROJECT NAME: 1310 HOMESTEAD RD

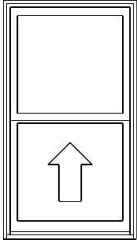
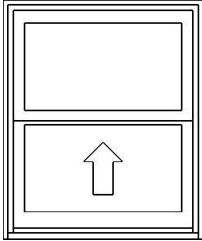
REFERENCE :

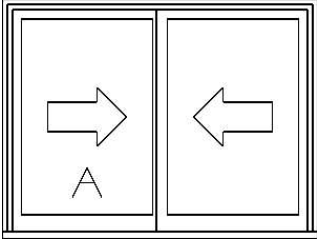
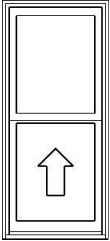
SHGC Weighted Average: 0.2

Weight: 1393.88

LINE	LOCATION SIZE INFO	BOOK CODE DESCRIPTION	NET UNIT PRICE	QTY	EXTENDED PRICE
Line 1	FRONT, LEFT	Frame Size : 24 X 54			
	Rough Opening : 24 3/4 X 54 3/4	Siteline Wood Double Hung, Auralast Pine, Natural Pine Exterior, Natural Interior, No Exterior Trim, No Sill Nosing, 4 9/16 Jamb, Fixed Top Sash, Tan Jambliner, Concealed Jambliner White Hardware, ,Recessed Sash Lock, US National-WDMA/ASTM, PG 35, Insulated SunResist Annealed Glass, Neat, Protective Film, Silver Spacer, Argon Filled, Traditional Glz Bd, No Screen,			
	TYPE B				
					
	Viewed from Exterior. Scale: 1/2" =1'	Product Warranty Covers Accidental* Glass Breakage *Refer to the JELD-WEN warranty for additional information, *Custom-Width*, *Custom-Height*, IGThick=0.726(1/8 / 1/8), **Screens on Wood Double Hung/Slide-By Units Without Trim Have No Method for Attachment. Clear Opening:20.2w, 23.4h, 3.2 sf,*Does not meet typical state code egress requirements but local codes may vary*, . U-Factor: 0.29, SHGC: 0.20, VLT: 0.47, Energy Rating: 14.00, CPD: JEL-N-885-05876-00001 PEV 2025.3.0.5323/PDV 8.056 (09/30/25)CW			
			\$761.54	6	\$4,569.24

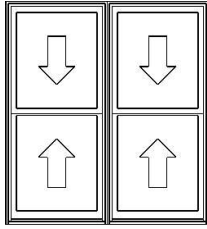
LINE	LOCATION SIZE INFO	BOOK CODE DESCRIPTION	NET UNIT PRICE	QTY	EXTENDED PRICE
Line 2	SIDE LEFT	Frame Size : 33 X 54			
	Rough Opening : 33 3/4 X 54 3/4	Siteline Wood Double Hung, Auralast Pine, Natural Pine Exterior, Natural Interior, No Exterior Trim, No Sill Nosing, 4 9/16 Jamb, Fixed Top Sash, Tan Jambliner, Concealed Jambliner White Hardware, ,Recessed Sash Lock, US National-WDMA/ASTM, PG 35, Insulated SunResist Annealed Glass, Neat, Protective Film, Silver Spacer, Argon Filled, Traditional Glz Bd, No Screen,			
	TYPE B				
					
	Viewed from Exterior. Scale: 1/2" =1'	Product Warranty Covers Accidental* Glass Breakage *Refer to the JELD-WEN warranty for additional information, *Custom-Width*, *Custom-Height*, IGThick=0.726(1/8 / 1/8), **Screens on Wood Double Hung/Slide-By Units Without Trim Have No Method for Attachment. Clear Opening:29.2w, 23.4h, 4.7 sf,*Does not meet typical state code egress requirements but local codes may vary*, . U-Factor: 0.29, SHGC: 0.20, VLT: 0.47, Energy Rating: 14.00, CPD: JEL-N-885-05876-00001 PEV 2025.3.0.5323/PDV 8.056 (09/30/25)CW			
			\$842.03	1	\$842.03
Line 3	SIDE, BACK	Frame Size : 24 X 54			
	Rough Opening : 24 3/4 X 54 3/4	Siteline Wood Double Hung, Auralast Pine, Natural Pine Exterior, Natural Interior, No Exterior Trim, No Sill Nosing, 4 9/16 Jamb, Fixed Top Sash, Tan Jambliner, Concealed Jambliner White Hardware, ,Recessed Sash Lock, US National-WDMA/ASTM, PG 35, Insulated SunResist Annealed Glass, Neat, Protective Film, Silver Spacer, Argon Filled, Traditional Glz Bd, No Screen,			
	TYPE B				
					
	Viewed from Exterior. Scale: 1/2" =1'	Product Warranty Covers Accidental* Glass Breakage *Refer to the JELD-WEN warranty for additional information, *Custom-Width*, *Custom-Height*, IGThick=0.726(1/8 / 1/8), **Screens on Wood Double Hung/Slide-By Units Without Trim Have No Method for Attachment. Clear Opening:20.2w, 23.4h, 3.2 sf,*Does not meet typical state code egress requirements but local codes may vary*, . U-Factor: 0.29, SHGC: 0.20, VLT: 0.47, Energy Rating: 14.00, CPD: JEL-N-885-05876-00001 PEV 2025.3.0.5323/PDV 8.056 (09/30/25)CW			
			\$761.54	5	\$3,807.70

LINE	LOCATION SIZE INFO	BOOK CODE DESCRIPTION	NET UNIT PRICE	QTY	EXTENDED PRICE
Line 4	BED BACK, NO EG???	Frame Size : 30 X 54			
	Rough Opening : 30 3/4 X 54 3/4	Siteline Wood Double Hung, Auralast Pine, Natural Pine Exterior, Natural Interior, No Exterior Trim, No Sill Nosing, 4 9/16 Jamb, Fixed Top Sash, Tan Jambliner, Concealed Jambliner White Hardware, ,Recessed Sash Lock, US National-WDMA/ASTM, PG 35, Insulated SunResist Annealed Glass, Neat, Protective Film, Silver Spacer, Argon Filled, Traditional Glz Bd, No Screen, Product Warranty Covers Accidental* Glass Breakage *Refer to the JELD- WEN warranty for additional information, *Custom-Width*, *Custom- Height*, IGThick=0.726(1/8 / 1/8), **Screens on Wood Double Hung/Slide- By Units Without Trim Have No Method for Attachment. Clear Opening:26.2w, 23.4h, 4.2 sf,*Does not meet typical state code egress requirements but local codes may vary*, . U-Factor: 0.29, SHGC: 0.20, VLT: 0.47, Energy Rating: 14.00, CPD: JEL-N- 885-05876-00001 PEV 2025.3.0.5323/PDV 8.056 (09/30/25)CW			
	TYPE B				
					
	Viewed from Exterior.				
			\$820.91	1	\$820.91
Line 5	BATH BACK, T	Frame Size : 30 X 36			
	Rough Opening : 30 3/4 X 36 3/4	Siteline Wood Double Hung, Auralast Pine, Natural Pine Exterior, Natural Interior, No Exterior Trim, No Sill Nosing, 4 9/16 Jamb, Fixed Top Sash, Tan Jambliner, Concealed Jambliner White Hardware, ,Recessed Sash Lock, US National-WDMA/ASTM, PG 35, Insulated SunResist Tempered Glass, Neat, Protective Film, Silver Spacer, Argon Filled, Traditional Glz Bd, No Screen, Product Warranty Covers Accidental* Glass Breakage *Refer to the JELD- WEN warranty for additional information, *Custom-Width*, IGThick=0.726(1/8 / 1/8), **Screens on Wood Double Hung/Slide-By Units Without Trim Have No Method for Attachment. Clear Opening:26.2w, 14.4h, 2.6 sf,*Does not meet typical state code egress requirements but local codes may vary*, . U-Factor: 0.29, SHGC: 0.20, VLT: 0.47, Energy Rating: 14.00, CPD: JEL-N- 885-05876-00001			
	TYPE B				
					
	Viewed from Exterior. Scale: 1/2" =1'				
			\$691.47	1	\$691.47

LINE	LOCATION SIZE INFO	BOOK CODE DESCRIPTION	NET UNIT PRICE	QTY	EXTENDED PRICE
Line 6	KITCHEN, T	EWS4836			
	Rough Opening : 48 1/16 X 36 5/8	Frame Size : 47 5/16 X 35 7/8 Siteline EX Wood Sliding Window, Auralast Pine, Natural Pine Exterior, Natural Interior, No Exterior Trim, No Sill Nosing, 4 9/16 Jamb, Left Hand , White Hardware, ,Recessed Sash Lock, US National-WDMA/ASTM, PG 15, Insulated SunResist Tempered Glass, Protective Film, Silver Spacer, Argon Filled, Traditional Glz Bd, Neat, No Screen, Product Warranty Covers Accidental* Glass Breakage *Refer to the JELD- WEN warranty for additional information,Tan vinyl track visible from interior and exterior. IGThick=0.756(1/8 / 1/8), **Screens on Wood Double Hung/Slide-By Units Without Trim Have No Method for Attachment. Clear Opening:20.7w, 31.9h, 4.6 sf,*Does not meet typical state code egress requirements but local codes may vary* , . U-Factor: 0.30, SHGC: 0.21, VLT: 0.48, CPD: JEL-N-338-00890-00001 PEV 2025.3.0.5323/PDV 8.056 (09/30/25)CW			
	TYPE A				
					
	Viewed from Exterior. Scale: 1/2" =1'				
			\$726.99	1	\$726.99
Line 7	FRONT, RIGHT	Frame Size : 24 X 54			
	Rough Opening : 24 3/4 X 54 3/4	Siteline Wood Double Hung, Auralast Pine, Natural Pine Exterior, Natural Interior, No Exterior Trim, No Sill Nosing, 4 9/16 Jamb, Fixed Top Sash, Tan Jambliner, Concealed Jambliner White Hardware, ,Recessed Sash Lock, US National-WDMA/ASTM, PG 35, Insulated SunResist Annealed Glass, Neat, Protective Film, Silver Spacer, Argon Filled, Traditional Glz Bd, No Screen, Product Warranty Covers Accidental* Glass Breakage *Refer to the JELD- WEN warranty for additional information, *Custom-Width* , *Custom- Height* , IGThick=0.726(1/8 / 1/8), **Screens on Wood Double Hung/Slide- By Units Without Trim Have No Method for Attachment. Clear Opening:20.2w, 23.4h, 3.2 sf,*Does not meet typical state code egress requirements but local codes may vary* , . U-Factor: 0.29, SHGC: 0.20, VLT: 0.47, Energy Rating: 14.00, CPD: JEL-N- 885-05876-00001 PEV 2025.3.0.5323/PDV 8.056 (09/30/25)CW			
	TYPE B				
					
	Viewed from Exterior. Scale: 1/2" =1'				
			\$761.54	5	\$3,807.70

LINE	LOCATION SIZE INFO	BOOK CODE DESCRIPTION	NET UNIT PRICE	QTY	EXTENDED PRICE
Line 8	FRONT BED, EG	Frame Size : 62 X 68			
	Rough Opening : 62 3/4 X 68 3/4	Siteline Wood Double Hung, Auralast Pine, 2 Wide			
		Natural Pine Exterior,			
		Natural Interior,			
		No Exterior Trim, No Sill Nosing,			
		4 9/16 Jamb,			
		Tan Jambliner, Concealed Jambliner			
		White Hardware, ,Recessed Sash Lock,			
		US National-WDMA/ASTM, DP 35,			
		Insulated SunResist Annealed Glass, Neat, Protective Film, Silver Spacer,			
		Argon Filled, Traditional Glz Bd,			
		No Screen,			
		This mull configuration complies with AAMA 450 standards and is			
		professional engineer-approved. **Any Screens For Wood Double			
		Hung/Slide-By Units Within a Mull Without Trim Have No Method for			
		Attachment.			
		PEV 2025.3.0.5323/PDV 8.056 (09/30/25)CW			
			\$1,677.79	1	\$1,677.79

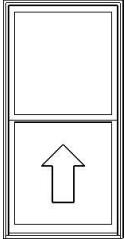
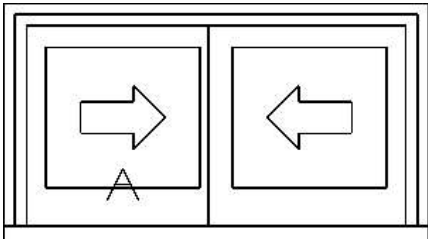
TYPE C

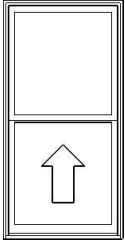
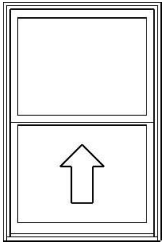


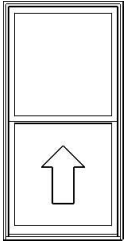
Viewed from Exterior. Scale: 1/2" =1'

Line 8-1(A1)	Frame Size : 31 X 68
Rough Opening : 31 3/4 X 68 3/4	Siteline Wood Double Hung, Auralast Pine,
	Natural Pine Exterior,
	Natural Interior,
	No Exterior Trim,
	4 9/16 Jamb,
	Standard Double Hung, Tan Jambliner, Concealed Jambliner
	White Hardware, ,Recessed Sash Lock,
	US National-WDMA/ASTM, PG 35,
	Insulated SunResist Annealed Glass, Neat, Protective Film, Silver Spacer,
	Argon Filled, Traditional Glz Bd,
	No Screen,
	Product Warranty Covers Accidental* Glass Breakage *Refer to the JELD-
	WEN warranty for additional information, *Custom-Width*,
	IGThick=0.726(1/8 / 1/8), Clear Opening:27.2w, 30.4h, 5.7 sf,*Meets 5.7 sqft
	Egress (All Floors)*, .
	U-Factor: 0.29, SHGC: 0.20, VLT: 0.47, Energy Rating: 14.00, CPD: JEL-N-
	885-05876-00001
	PEV 2025.3.0.5323/PDV 8.056 (09/30/25)CW

Line 8-2(A2)	Frame Size : 31 X 68
Rough Opening : 31 3/4 X 68 3/4	Siteline Wood Double Hung, Auralast Pine,
	Natural Pine Exterior,
	Natural Interior,
	No Exterior Trim,
	4 9/16 Jamb,
	Standard Double Hung, Tan Jambliner, Concealed Jambliner
	White Hardware, ,Recessed Sash Lock,
	US National-WDMA/ASTM, PG 35,
	Insulated SunResist Annealed Glass, Neat, Protective Film, Silver Spacer,
	Argon Filled, Traditional Glz Bd,
	No Screen,
	Product Warranty Covers Accidental* Glass Breakage *Refer to the JELD-
	WEN warranty for additional information, *Custom-Width*,
	IGThick=0.726(1/8 / 1/8), Clear Opening:27.2w, 30.4h, 5.7 sf,*Meets 5.7 sqft

LINE	LOCATION SIZE INFO	BOOK CODE DESCRIPTION	NET UNIT PRICE	QTY	EXTENDED PRICE
		Floors)*, . U-Factor: 0.29, SHGC: 0.20, VLT: 0.47, Energy Rating: 14.00, CPD: JEL-N-885-05876-00001 PEV 2025.3.0.5323/PDV 8.056 (09/30/25)CW			
Line 9	BACK BED, EG Rough Opening : 34 3/4 X 68 3/4	Frame Size : 34 X 68 Siteline Wood Double Hung, Auralast Pine, Natural Pine Exterior, Natural Interior, No Exterior Trim, No Sill Nosing, 4 9/16 Jamb, Fixed Top Sash, Tan Jambliner, Concealed Jambliner White Hardware, ,Recessed Sash Lock, US National-WDMA/ASTM, PG 35, Insulated SunResist Annealed Glass, Neat, Protective Film, Silver Spacer, Argon Filled, Traditional Glz Bd, No Screen, Product Warranty Covers Accidental* Glass Breakage *Refer to the JELD-WEN warranty for additional information, *Custom-Width*, IGThick=0.726(1/8 / 1/8), **Screens on Wood Double Hung/Slide-By Units Without Trim Have No Method for Attachment. Clear Opening:30.2w, 30.4h, 6.3 sf,*Meets 5.7 sqft Egress (All Floors)*, . U-Factor: 0.29, SHGC: 0.20, VLT: 0.47, Energy Rating: 14.00, CPD: JEL-N-885-05876-00001 PEV 2025.3.0.5323/PDV 8.056 (09/30/25)CW			
	TYPE B 				
	Viewed from Exterior. Scale: 1/2" =1'				
			\$861.15	3	\$2,583.45
Line 10	BATH, T Rough Opening : 29 1/4 X 16 3/4	Frame Size : 28 1/2 X 16 Siteline EX Wood Sliding Window, Auralast Pine, Natural Pine Exterior, Natural Interior, No Exterior Trim, No Sill Nosing, 4 9/16 Jamb, Left Hand , White Hardware, ,Recessed Sash Lock, US National-WDMA/ASTM, PG 15, Insulated SunResist Tempered Glass, Protective Film, Silver Spacer, Argon Filled, Traditional Glz Bd, Neat, No Screen, Product Warranty Covers Accidental* Glass Breakage *Refer to the JELD-WEN warranty for additional information,Tan vinyl track visible from interior and exterior. *Custom-Width*, *Custom-Height*, IGThick=0.756(1/8 / 1/8), **Screens on Wood Double Hung/Slide-By Units Without Trim Have No Method for Attachment. Clear Opening:11.3w, 12h, 0.9 sf,*Does not meet typical state code egress requirements but local codes may vary*, . U-Factor: 0.30, SHGC: 0.21, VLT: 0.48, CPD: JEL-N-338-00890-00001			
	TYPE A 				
	Viewed from Exterior. Scale: 1/2" =1'				
			\$593.85	1	\$593.85

LINE	LOCATION SIZE INFO	BOOK CODE DESCRIPTION	NET UNIT PRICE	QTY	EXTENDED PRICE
Line 11	KITCHEN	Frame Size : 34 X 68			
	Rough Opening : 34 3/4 X 68 3/4	Siteline Wood Double Hung, Auralast Pine, Natural Pine Exterior, Natural Interior, No Exterior Trim, No Sill Nosing, 4 9/16 Jamb, Fixed Top Sash, Tan Jambliner, Concealed Jambliner White Hardware, ,Recessed Sash Lock, US National-WDMA/ASTM, PG 35, Insulated SunResist Annealed Glass, Neat, Protective Film, Silver Spacer, Argon Filled, Traditional Glz Bd, No Screen,			
	TYPE B				
					
	Viewed from Exterior. Scale: 1/2" =1'	Product Warranty Covers Accidental* Glass Breakage *Refer to the JELD-WEN warranty for additional information, *Custom-Width*, IGThick=0.726(1/8 / 1/8), **Screens on Wood Double Hung/Slide-By Units Without Trim Have No Method for Attachment. Clear Opening:30.2w, 30.4h, 6.3 sf,*Meets 5.7 sqft Egress (All Floors)*, . U-Factor: 0.29, SHGC: 0.20, VLT: 0.47, Energy Rating: 14.00, CPD: JEL-N-885-05876-00001 PEV 2025.3.0.5323/PDV 8.056 (09/30/25)CW			
			\$861.15	2	\$1,722.30
Line 12	KITCHEN	Frame Size : 35 X 53			
	Rough Opening : 35 3/4 X 53 3/4	Siteline Wood Double Hung, Auralast Pine, Natural Pine Exterior, Natural Interior, No Exterior Trim, No Sill Nosing, 4 9/16 Jamb, Fixed Top Sash, Tan Jambliner, Concealed Jambliner White Hardware, ,Recessed Sash Lock, US National-WDMA/ASTM, PG 35, Insulated SunResist Annealed Glass, Neat, Protective Film, Silver Spacer, Argon Filled, Traditional Glz Bd, No Screen,			
	TYPE B				
					
	Viewed from Exterior. Scale: 1/2" =1'	Product Warranty Covers Accidental* Glass Breakage *Refer to the JELD-WEN warranty for additional information, *Custom-Width*, *Custom-Height*, IGThick=0.726(1/8 / 1/8), **Screens on Wood Double Hung/Slide-By Units Without Trim Have No Method for Attachment. Clear Opening:31.2w, 22.9h, 4.9 sf,*Does not meet typical state code egress requirements but local codes may vary*, . U-Factor: 0.29, SHGC: 0.20, VLT: 0.47, Energy Rating: 14.00, CPD: JEL-N-885-05876-00001 PEV 2025.3.0.5323/PDV 8.056 (09/30/25)CW			
			\$863.68	1	\$863.68

LINE	LOCATION SIZE INFO	BOOK CODE DESCRIPTION	NET UNIT PRICE	QTY	EXTENDED PRICE
Line 13	FREONT BED, EG	Frame Size : 34 X 68			
	Rough Opening : 34 3/4 X 68 3/4	Siteline Wood Double Hung, Auralast Pine, Natural Pine Exterior, Natural Interior, No Exterior Trim, No Sill Nosing, 4 9/16 Jamb, Fixed Top Sash, Tan Jambliner, Concealed Jambliner White Hardware, ,Recessed Sash Lock, US National-WDMA/ASTM, PG 35, Insulated SunResist Annealed Glass, Neat, Protective Film, Silver Spacer, Argon Filled, Traditional Glz Bd, No Screen, Product Warranty Covers Accidental* Glass Breakage *Refer to the JELD- WEN warranty for additional information, *Custom-Width*, IGThick=0.726(1/8 / 1/8), **Screens on Wood Double Hung/Slide-By Units Without Trim Have No Method for Attachment. Clear Opening:30.2w, 30.4h, 6.3 sf,*Meets 5.7 sqft Egress (All Floors)*, . U-Factor: 0.29, SHGC: 0.20, VLT: 0.47, Energy Rating: 14.00, CPD: JEL-N- 885-05876-00001 PEV 2025.3.0.5323/PDV 8.056 (09/30/25)CW			
	TYPE B				
					
	Viewed from Exterior. Scale: 1/2" =1'				
			\$861.15	2	\$1,722.30
Line 14	OG PLUGS	Part #: 06464 SPCR/STRP ODG LUG PDH PRM PEV 2025.3.0.5257/PDV 8.076 (09/30/25)PW			
			\$39.96	58	\$2,317.68
Line 15		Job Site Delivery Charge			
			\$450.00	1	\$450.00
Total:					\$27,197.09
Tariff Surcharge:					\$208.62
Sales Tax (9.1250%):					\$2,459.71
Net Total:					\$29,865.42
Total Units:					89



Protect yourself when you choose JELD-WEN AuraLast pine products backed by a limited lifetime warranty against wood rot and termite damage.

It is the responsibility of the Builder/Purchaser to ensure that all windows and doors in the quote above are in accordance with, but not limited to, the following:

1. All current Zoning requirements.
2. All current Fire Regulations.
3. All current Building Standard Regulations, including, but not limited to, the Local Building code.

Presented by: _____

Date: _____

Purchaser: _____

Date: _____