



**City of
Santa Clara**
The Center of What's Possible

MONTHLY INVESTMENT REPORT

March 2026

City of Santa Clara

Monthly Investment Report

TABLE OF CONTENTS

		Page #
1	Summary of Investment Portfolio	1
2	Summary of Investments	5
3	Investment Maturity Distribution Schedule	6
4	Attachment A: Investment Inventory With Market Value	7
5	Attachment B: Statement of Transactions	12

**CITY OF SANTA CLARA
SUMMARY OF INVESTMENT PORTFOLIO**

All securities held by the City of Santa Clara as of March 31, 2026 were in compliance with the City's Investment Policy Statement regarding current market strategy and long-term goals and objectives. All securities held are rated A or higher by two nationally recognized rating agencies. There is adequate cash flow and maturity of investments to meet the City's needs for the next six months.

The following table provides the breakdown of the total portfolio among the City, the Sports and Open Space Authority (SOSA), and the Housing Authority (HA) as of March 31, 2026.

	<u>COST VALUE</u>	<u>PERCENTAGE</u>
City	\$1,629,777,192	99.92%
SOSA	10,103	0.00%
HA	<u>1,367,322</u>	<u>0.08%</u>
Unrestricted	\$1,631,154,617	<u>100.00%</u>
Restricted Bond Proceeds	<u>2,493,732</u>	
Total Investments	<u>\$1,633,648,349</u>	

On March 31, 2026 the cost value and market value of the City's unrestricted pooled investment portfolio were \$1,631,154,617 and \$1,631,220,097 respectively.

Investment Strategy and Market Update

Geopolitics dominated markets in March amid the escalating Middle East conflict and near-closure of the Strait of Hormuz, a critical energy chokepoint which handles roughly 20% of global seaborne oil trade. Brent crude ended March at \$118 per barrel, up more than 60% for the month. Volatility also spiked across energy, fixed-income, and global equity markets.

The initial market reaction focused on the potential inflationary impact of higher energy prices while still too early to assess the full economic impact, sustained energy cost pressures could weigh on consumer sentiment and discretionary spending if the conflict persists.

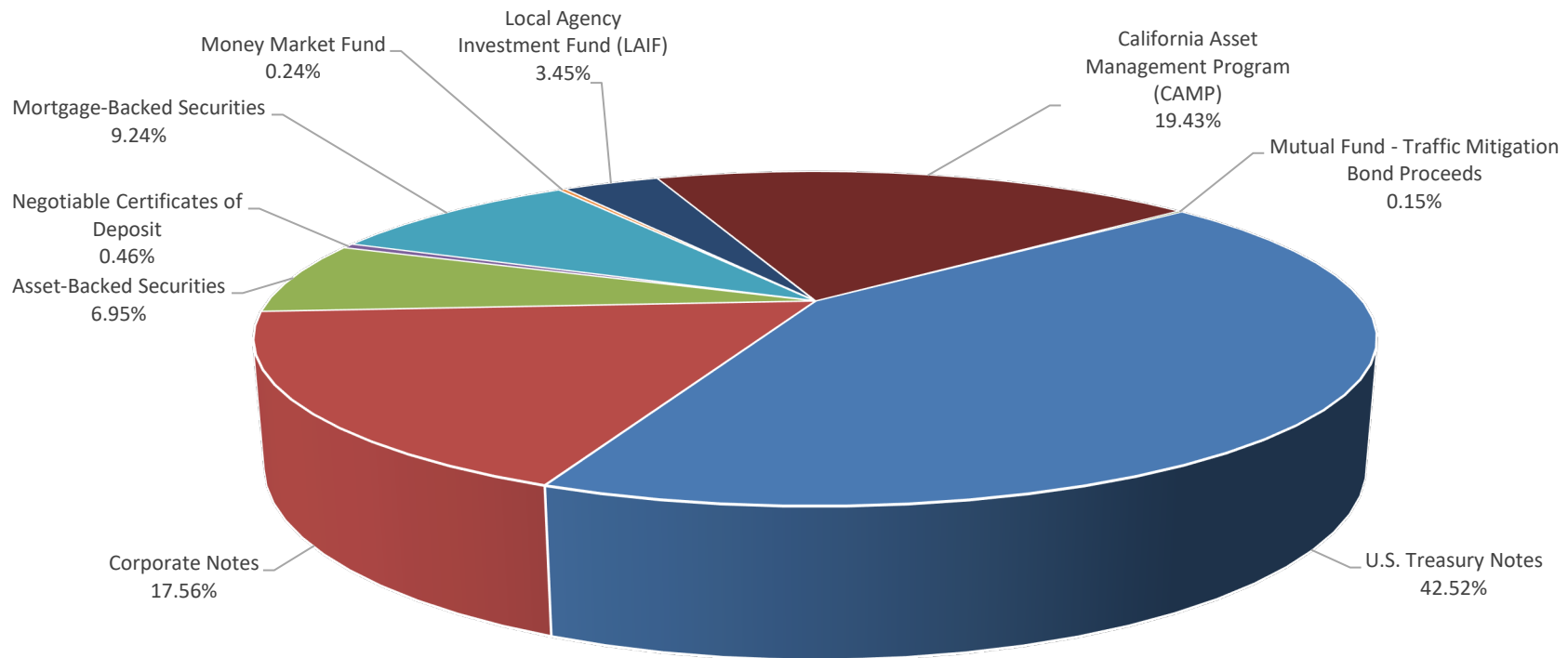
The labor market showed renewed resilience in March with payrolls rebounding after contracting in February. Other labor indicators such as initial jobless claims held near historically low levels and continuing claims declined. The unemployment rate edged down to 4.3%, reinforcing the persistence of a "low-hire, low-fire" environment. However, elevated energy prices pose potential risks to hiring momentum ahead.

U.S. Treasury yields increased and the yield curve steepened as investors repriced their Fed policy outlook driven by geopolitical turmoil and renewed inflation concerns. The yield on 3-month, 2-year, and 10-year U.S. Treasuries ended the month at 3.67%, 3.79%, and 4.32%, representing increases of +2 bps, +42 bps, and +38 bps, respectively.

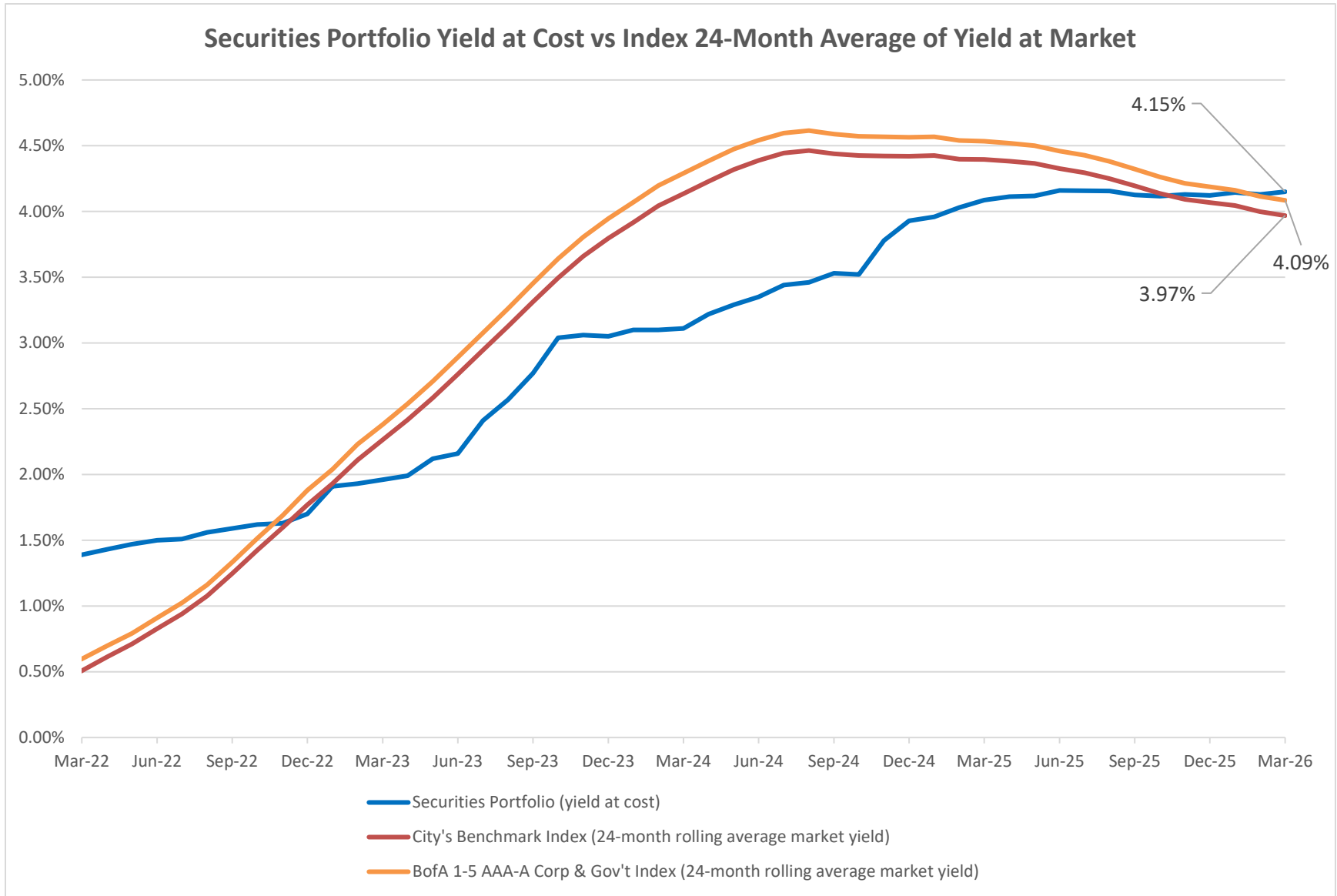
Longer duration bond indices bore the brunt of rising yields as higher rates pressured market values. The ICE BofA 3-month, 2-year, and 10-year U.S. Treasury indices returned +0.29%, -0.49%, and -2.52%, respectively.

The City's investment strategy for March 2026 was to invest funds not required to meet current obligations, in securities listed in the prevailing Investment Policy Statement, with maturities not to exceed five years from date of purchase. This strategy ensures safety of the City's funds, provides liquidity to meet the City's cash needs, and earns a reasonable portfolio return. PFM Asset Management LLC began actively managing the City's securities portfolio on September 1, 2020.

As of March 31, 2026, 42.52% of the City's portfolio consists of U.S. Treasury Notes, 19.43% consists of California Asset Management Program (CAMP), 17.56% consists of investment grade Corporate Notes, 9.24% consists of investment grade Mortgage-Backed Securities, 6.95% consists of investment grade Asset-Back Securities, 3.45% consists of Local Agency Investment Fund (LAIF), and 0.46% consists of Negotiable Certificates of Deposit. In addition, City bond proceeds are invested in separate funds and are not included in the calculation of the City's portfolio yield.



The City's securities portfolio is benchmarked against the ICE BAML 1-5 US Treasury Index.



The following table summarizes the investment yields other information of the City's investment portfolio components, along with comparable-maturity market indices. Also shown are the monthly interest income and aggregate year-to-date income.

	Current Month
	<u>3/31/2026</u>
Investment Yield	
Liquidity Portfolio ¹	3.77%
<i>LAIF average monthly yield</i>	3.83%
Securities Portfolio ²	4.15%
<i>ICE BAML 1-5 US Treasury Index (24-month rolling average market yield)</i>	3.97%
<i>ICE BAML 1-5 AAA-A US Corporate & Government Index (24-month rolling average market yield)</i>	4.09%
City Portfolio (Liquidity + Securities)	4.07%
Investment Total Return*	
Securities Portfolio	-0.72%
<i>ICE BAML 1-5 US Treasury Index</i>	-0.75%
<i>ICE BAML 1-5 AAA-A US Corporate & Government Index</i>	-0.78%
Average Maturity of Investments (in years)	
Liquidity Portfolio ¹	0.09
Securities Portfolio ²	3.19
City Portfolio (Liquidity + Securities)	2.45
<i>ICE BAML 1-5 US Treasury Index</i>	2.71
<i>ICE BAML 1-5 AAA-A US Corporate & Government Index</i>	2.78
Cash Interest Income Current Month ³	\$ 6,224,341
Cash Interest Income Fiscal Year-To-Date ³	\$ 44,809,285

1. Consists of CAMP Pool, LAIF, Dreyfus Traffic Mitigation Fund, & Principal Sweep Account

2. Core long term portfolio managed by PFM Asset Management

3. Cash basis

* Total rate of return including earnings, distributions, and capital appreciation/depreciation of all portfolio assets

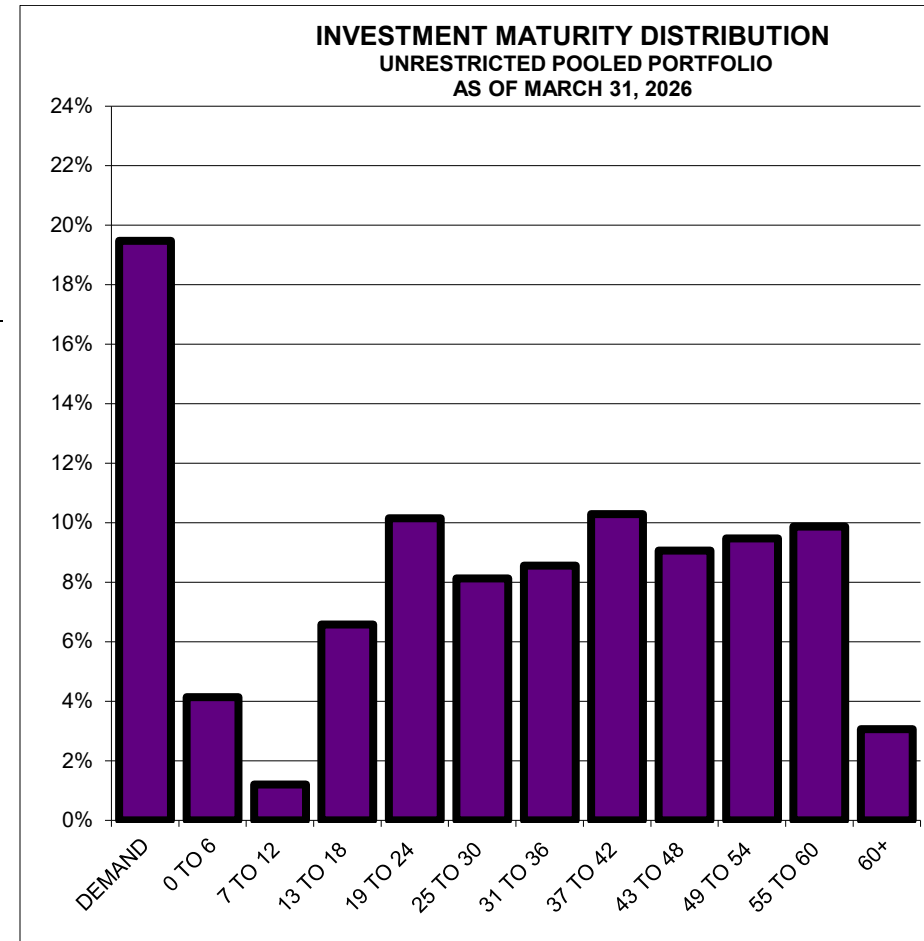
**CITY OF SANTA CLARA
SUMMARY OF INVESTMENTS MARCH 31, 2026**

<u>INVESTMENT TYPE</u>	<u>COST VALUE</u>	<u>% OF PORTFOLIO</u>	<u>PER INVESTMENT POLICY</u>
U.S. Treasury Notes	694,586,802	42.52%	No Limit
Corporate Notes	286,875,208	17.56%	25%⁽¹⁾
Asset-Backed Securities	113,515,990	6.95%	15%⁽¹⁾
Negotiable Certificates of Deposit	7,500,000	0.46%	30%
Mortgage-Backed Securities	150,969,557	9.24%	15%
Money Market Fund	3,940,427	0.24%	10% Per Fund
Local Agency Investment Fund (LAIF)	56,414,735	3.45%	\$75 M
California Asset Management Program (CAMP)	317,351,898	19.43%	No Limit
Mutual Fund - Traffic Mitigation Bond Proceeds	2,493,732	0.15%	10% Per Fund
TOTAL INVESTMENTS	<u>\$ 1,633,648,349</u>	<u>100.00%</u>	

⁽¹⁾ Combined Maximum Holdings cannot exceed 35% of portfolio dollars

**INVESTMENT MATURITY DISTRIBUTION
AS OF MARCH 31, 2026
UNRESTRICTED POOLED PORTFOLIO**

<u>MATURITY (IN MONTHS)</u>	<u>COST VALUE</u>	<u>NUMBER OF INVESTMENTS</u>	<u>DISTRIBUTION</u>
DEMAND (a)	\$ 317,707,061 (a)	3	19.48%
0 TO 6	67,500,000	6	4.14%
7 TO 12	19,626,647	4	1.20%
13 TO 18	107,282,410	13	6.58%
19 TO 24	165,573,698	20	10.15%
25 TO 30	132,582,325	22	8.13%
31 TO 36	139,687,644	28	8.56%
37 TO 42	168,015,658	24	10.29%
43 TO 48	147,911,745	28	9.07%
49 TO 54	154,413,454	25	9.47%
55 TO 60	160,973,583	20	9.87%
60+	49,880,392	1	3.06%
TOTAL	<u>\$ 1,631,154,617</u>	<u>194</u>	<u>100.00%</u>



Average Maturity of Unrestricted Pool: 2.45 Years

(a) \$20 million is earmarked for the City's Electric Utility power-trading.

City of Santa Clara Monthly Report

3/31/2026

Sector	Description	Issue Date	Coupon Rate	Maturity Date	CUSIP	Par Value	S&P Rating	Settle Date	Cost Value	YTM at Cost	Market Value	Unrealized G/L
U.S. Treasury	UNITED STATES TREASURY	5/15/2024	4.500%	5/15/2027	91282CKR1	15,280,000.00	AA+	12/18/2024	15,373,112.50	4.23%	15,392,155.20	19,042.70
U.S. Treasury	UNITED STATES TREASURY	5/15/2024	4.500%	5/15/2027	91282CKR1	2,200,000.00	AA+	9/17/2024	2,257,492.19	3.46%	2,216,148.00	-41,344.19
U.S. Treasury	UNITED STATES TREASURY	6/17/2024	4.625%	6/15/2027	91282CKV2	27,665,000.00	AA+	9/27/2024	28,426,868.16	3.55%	27,924,497.70	-502,370.46
U.S. Treasury	UNITED STATES TREASURY	6/17/2024	4.625%	6/15/2027	91282CKV2	10,000,000.00	AA+	10/16/2024	10,188,671.88	3.87%	10,093,800.00	-94,871.88
U.S. Treasury	UNITED STATES TREASURY	6/17/2024	4.625%	6/15/2027	91282CKV2	5,020,000.00	AA+	10/22/2024	5,102,947.66	3.96%	5,067,087.60	-35,860.06
U.S. Treasury	UNITED STATES TREASURY	8/15/1997	6.375%	8/15/2027	912810FA1	9,390,000.00	AA+	10/5/2023	9,913,052.34	4.78%	9,712,077.00	-200,975.34
U.S. Treasury	UNITED STATES TREASURY	8/15/2017	2.250%	8/15/2027	9128282R0	4,540,000.00	AA+	9/6/2022	4,304,310.16	3.40%	4,444,251.40	139,941.24
U.S. Treasury	UNITED STATES TREASURY	9/30/2022	4.125%	9/30/2027	91282CFM8	7,495,000.00	AA+	10/11/2024	7,546,528.13	3.88%	7,525,729.50	-20,798.63
U.S. Treasury	UNITED STATES TREASURY	9/30/2022	4.125%	9/30/2027	91282CFM8	3,785,000.00	AA+	11/3/2022	3,760,308.79	4.27%	3,800,518.50	40,209.71
U.S. Treasury	UNITED STATES TREASURY	10/31/2022	4.125%	10/31/2027	91282CFU0	42,865,000.00	AA+	3/6/2025	43,036,439.69	4.02%	43,042,461.10	6,021.41
U.S. Treasury	UNITED STATES TREASURY	10/31/2022	4.125%	10/31/2027	91282CFU0	16,115,000.00	AA+	9/17/2024	16,442,335.94	3.43%	16,181,716.10	-260,619.84
U.S. Treasury	UNITED STATES TREASURY	10/31/2022	4.125%	10/31/2027	91282CFU0	18,960,000.00	AA+	10/11/2024	19,088,128.13	3.89%	19,038,494.40	-49,633.73
U.S. Treasury	UNITED STATES TREASURY	10/31/2022	4.125%	10/31/2027	91282CFU0	4,255,000.00	AA+	12/13/2022	4,309,517.19	3.83%	4,272,615.70	-36,901.49
U.S. Treasury	UNITED STATES TREASURY	10/31/2022	4.125%	10/31/2027	91282CFU0	4,750,000.00	AA+	1/31/2023	4,833,310.55	3.72%	4,769,665.00	-63,645.55
U.S. Treasury	UNITED STATES TREASURY	11/17/1997	6.125%	11/15/2027	912810FB9	3,100,000.00	AA+	7/24/2024	3,288,058.59	4.14%	3,212,747.00	-75,311.59
U.S. Treasury	UNITED STATES TREASURY	11/30/2022	3.875%	11/30/2027	91282CFZ9	7,130,000.00	AA+	9/5/2024	7,182,917.97	3.63%	7,134,206.70	-48,711.27
U.S. Treasury	UNITED STATES TREASURY	1/3/2023	3.875%	12/31/2027	91282CGC9	7,325,000.00	AA+	2/8/2023	7,335,270.52	3.85%	7,330,127.50	-5,143.02
U.S. Treasury	UNITED STATES TREASURY	1/3/2023	3.875%	12/31/2027	91282CGC9	4,850,000.00	AA+	2/2/2023	4,906,078.13	3.62%	4,853,395.00	-52,683.13
U.S. Treasury	UNITED STATES TREASURY	1/3/2023	3.875%	12/31/2027	91282CGC9	5,475,000.00	AA+	1/31/2023	5,518,415.04	3.70%	5,478,832.50	-39,582.54
U.S. Treasury	UNITED STATES TREASURY	1/3/2023	3.875%	12/31/2027	91282CGC9	7,175,000.00	AA+	9/27/2024	7,247,030.27	3.54%	7,180,022.50	-67,007.77
U.S. Treasury	UNITED STATES TREASURY	1/31/2023	3.500%	1/31/2028	91282CGH8	855,000.00	AA+	5/16/2023	855,400.78	3.49%	850,126.50	-5,274.28
U.S. Treasury	UNITED STATES TREASURY	2/28/2023	4.000%	2/29/2028	91282CGP0	8,080,000.00	AA+	1/26/2024	8,002,541.98	4.05%	8,106,502.40	103,960.42
U.S. Treasury	UNITED STATES TREASURY	2/28/2023	4.000%	2/29/2028	91282CGP0	2,450,000.00	AA+	3/7/2023	2,422,820.31	4.25%	2,458,036.00	35,215.69
U.S. Treasury	UNITED STATES TREASURY	2/28/2023	4.000%	2/29/2028	91282CGP0	5,215,000.00	AA+	10/11/2024	5,230,685.74	3.90%	5,232,105.20	1,419.46
U.S. Treasury	UNITED STATES TREASURY	2/28/2023	4.000%	2/29/2028	91282CGP0	7,360,000.00	AA+	5/16/2023	7,532,500.00	3.46%	7,384,140.80	-148,359.20
U.S. Treasury	UNITED STATES TREASURY	3/31/2023	3.625%	3/31/2028	91282CGT2	2,680,000.00	AA+	5/4/2023	2,691,241.91	3.42%	2,670,271.60	-20,970.31
U.S. Treasury	UNITED STATES TREASURY	5/1/2023	3.500%	4/30/2028	91282CHA2	5,075,000.00	AA+	5/2/2023	5,042,488.28	3.64%	5,042,875.25	386.97
U.S. Treasury	UNITED STATES TREASURY	5/31/2023	3.625%	5/31/2028	91282CHE4	11,735,000.00	AA+	6/5/2023	11,695,577.73	3.70%	11,688,764.10	-6,813.63
U.S. Treasury	UNITED STATES TREASURY	5/31/2023	3.625%	5/31/2028	91282CHE4	10,115,000.00	AA+	3/3/2025	10,002,391.60	3.99%	10,075,146.90	72,755.30
U.S. Treasury	UNITED STATES TREASURY	5/31/2023	3.625%	5/31/2028	91282CHE4	8,285,000.00	AA+	1/26/2024	8,149,074.22	4.04%	8,252,357.10	103,282.88
U.S. Treasury	UNITED STATES TREASURY	6/30/2023	4.000%	6/30/2028	91282CHK0	6,025,000.00	AA+	7/10/2023	5,934,570.68	4.36%	6,050,184.50	115,613.82
U.S. Treasury	UNITED STATES TREASURY	7/31/2023	4.125%	7/31/2028	91282CH07	4,950,000.00	AA+	8/2/2023	4,921,962.89	4.25%	4,984,056.00	62,093.11
U.S. Treasury	UNITED STATES TREASURY	8/31/2023	4.375%	8/31/2028	91282CHX2	2,900,000.00	AA+	1/26/2024	2,936,527.61	4.03%	2,936,250.00	-277.61
U.S. Treasury	UNITED STATES TREASURY	10/31/2023	4.875%	10/31/2028	91282CJF9	5,900,000.00	AA+	1/4/2024	6,140,839.84	3.94%	6,050,509.00	-90,330.84
U.S. Treasury	UNITED STATES TREASURY	10/31/2023	4.875%	10/31/2028	91282CJF9	5,160,000.00	AA+	1/8/2024	5,355,717.19	4.00%	5,291,631.60	-64,085.59
U.S. Treasury	UNITED STATES TREASURY	11/16/1998	5.250%	11/15/2028	912810FF0	11,160,000.00	AA+	9/17/2024	11,969,100.00	3.37%	11,552,832.00	-416,268.00
U.S. Treasury	UNITED STATES TREASURY	11/15/2018	3.125%	11/15/2028	9128285M8	1,460,000.00	AA+	1/22/2026	1,440,039.06	3.64%	1,434,566.80	-5,472.26
U.S. Treasury	UNITED STATES TREASURY	11/30/2023	4.375%	11/30/2028	91282CJN2	8,025,000.00	AA+	1/26/2024	8,150,704.10	4.01%	8,135,985.75	-14,718.35
U.S. Treasury	UNITED STATES TREASURY	1/2/2024	3.750%	12/31/2028	91282CJR3	14,470,000.00	AA+	1/19/2024	14,314,571.22	4.02%	14,441,204.70	126,633.48
U.S. Treasury	UNITED STATES TREASURY	1/31/2024	4.000%	1/31/2029	91282CJW2	5,030,000.00	AA+	2/14/2024	4,947,694.34	4.28%	5,052,785.90	105,091.56
U.S. Treasury	UNITED STATES TREASURY	1/31/2024	4.000%	1/31/2029	91282CJW2	1,450,000.00	AA+	2/13/2024	1,442,693.36	4.11%	1,456,568.50	13,875.14
U.S. Treasury	UNITED STATES TREASURY	1/31/2024	4.000%	1/31/2029	91282CJW2	4,735,000.00	AA+	9/5/2024	4,814,348.24	3.58%	4,756,449.55	-57,898.69
U.S. Treasury	UNITED STATES TREASURY	2/16/1999	5.250%	2/15/2029	912810FG8	8,610,000.00	AA+	7/24/2024	9,040,500.00	4.04%	8,958,102.30	-82,397.70
U.S. Treasury	UNITED STATES TREASURY	2/29/2024	4.250%	2/28/2029	91282CKD2	4,375,000.00	AA+	9/27/2024	4,498,046.88	3.56%	4,425,225.00	-72,821.88
U.S. Treasury	UNITED STATES TREASURY	2/29/2024	4.250%	2/28/2029	91282CKD2	2,850,000.00	AA+	3/7/2024	2,867,923.83	4.11%	2,882,718.00	14,794.17
U.S. Treasury	UNITED STATES TREASURY	4/1/2024	4.125%	3/31/2029	91282CKG5	10,050,000.00	AA+	4/11/2024	9,938,900.39	4.37%	10,133,616.00	194,715.61
U.S. Treasury	UNITED STATES TREASURY	4/30/2024	4.625%	4/30/2029	91282CKP5	16,425,000.00	AA+	4/30/2024	16,412,167.97	4.64%	16,797,190.50	385,022.53
U.S. Treasury	UNITED STATES TREASURY	4/30/2024	4.625%	4/30/2029	91282CKP5	5,625,000.00	AA+	8/2/2024	5,809,570.31	3.86%	5,752,462.50	-57,107.81
U.S. Treasury	UNITED STATES TREASURY	5/31/2024	4.500%	5/31/2029	91282CKT7	4,950,000.00	AA+	6/7/2024	4,993,892.58	4.30%	5,045,931.00	52,038.42
U.S. Treasury	UNITED STATES TREASURY	7/1/2024	4.250%	6/30/2029	91282CKX8	24,360,000.00	AA+	9/5/2024	25,072,406.07	3.58%	24,654,999.60	-417,406.47
U.S. Treasury	UNITED STATES TREASURY	7/1/2024	4.250%	6/30/2029	91282CKX8	1,100,000.00	AA+	8/15/2024	1,128,316.41	3.67%	1,113,321.00	-14,995.41
U.S. Treasury	UNITED STATES TREASURY	7/1/2024	4.250%	6/30/2029	91282CKX8	16,955,000.00	AA+	7/3/2024	16,858,965.82	4.38%	17,160,325.00	301,359.23
U.S. Treasury	UNITED STATES TREASURY	7/1/2024	4.250%	6/30/2029	91282CKX8	7,590,000.00	AA+	7/3/2024	7,538,411.72	4.40%	7,681,914.90	143,503.18
U.S. Treasury	UNITED STATES TREASURY	7/31/2024	4.000%	7/31/2029	91282CLC3	9,575,000.00	AA+	9/17/2024	9,819,237.30	3.43%	9,617,608.75	-201,628.55
U.S. Treasury	UNITED STATES TREASURY	8/31/2022	3.125%	8/31/2029	91282CFJ5	10,650,000.00	AA+	9/27/2024	10,429,095.70	3.59%	10,399,192.50	-29,903.20
U.S. Treasury	UNITED STATES TREASURY	9/3/2024	3.625%	8/31/2029	91282CLK5	12,700,000.00	AA+	9/5/2024	12,736,214.84	3.56%	12,602,718.00	-133,496.84
U.S. Treasury	UNITED STATES TREASURY	9/3/2024	3.625%	8/31/2029	91282CLK5	1,870,000.00	AA+	9/3/2024	1,864,156.25	3.69%	1,855,675.80	-8,480.45
U.S. Treasury	UNITED STATES TREASURY	9/30/2024	3.500%	9/30/2029	91282CLN9	5,575,000.00	AA+	10/10/2024	5,481,792.97	3.87%	5,507,932.75	26,139.78

City of Santa Clara Monthly Report

3/31/2026

Sector	Description	Issue Date	Coupon Rate	Maturity Date	CUSIP	Par Value	S&P Rating	Settle Date	Cost Value	YTM at Cost	Market Value	Unrealized G/L
U.S. Treasury	UNITED STATES TREASURY	9/30/2024	3.500%	9/30/2029	91282CLN9	5,185,000.00	AA+	10/8/2024	5,101,756.45	3.86%	5,122,624.45	20,868.00
U.S. Treasury	UNITED STATES TREASURY	10/31/2024	4.125%	10/31/2029	91282CLR0	3,175,000.00	AA+	10/31/2024	3,172,395.51	4.14%	3,201,035.00	28,639.49
U.S. Treasury	UNITED STATES TREASURY	10/31/2024	4.125%	10/31/2029	91282CLR0	1,140,000.00	AA+	11/15/2024	1,131,539.06	4.29%	1,149,348.00	17,808.94
U.S. Treasury	UNITED STATES TREASURY	12/2/2024	4.125%	11/30/2029	91282CMA6	5,200,000.00	AA+	12/13/2024	5,202,893.00	4.22%	5,243,056.00	40,163.00
U.S. Treasury	UNITED STATES TREASURY	12/2/2024	4.125%	11/30/2029	91282CMA6	2,700,000.00	AA+	12/31/2024	2,672,472.66	4.36%	2,722,356.00	49,883.34
U.S. Treasury	UNITED STATES TREASURY	12/2/2024	4.125%	11/30/2029	91282CMA6	4,950,000.00	AA+	12/6/2024	4,958,894.53	4.08%	4,990,986.00	32,091.47
U.S. Treasury	UNITED STATES TREASURY	1/31/2025	4.250%	1/31/2030	91282CMG3	5,100,000.00	AA+	2/5/2025	5,081,200.85	4.33%	5,164,566.00	83,365.15
U.S. Treasury	UNITED STATES TREASURY	1/31/2025	4.250%	1/31/2030	91282CMG3	10,000.00	AA+	1/31/2025	9,970.70	4.32%	10,126.60	155.90
U.S. Treasury	UNITED STATES TREASURY	1/31/2025	4.250%	1/31/2030	91282CMG3	1,115,000.00	AA+	2/6/2025	1,115,261.33	4.24%	1,129,115.90	13,854.57
U.S. Treasury	UNITED STATES TREASURY	2/28/2023	4.000%	2/28/2030	91282CGQ8	6,085,000.00	AA+	3/6/2025	6,054,099.61	4.11%	6,108,062.15	53,962.54
U.S. Treasury	UNITED STATES TREASURY	4/30/2025	3.875%	4/30/2030	91282CMZ1	5,190,000.00	AA+	3/20/2026	5,194,460.16	3.85%	5,184,342.90	-10,117.26
U.S. Treasury	UNITED STATES TREASURY	4/30/2025	3.875%	4/30/2030	91282CMZ1	4,135,000.00	AA+	3/20/2026	4,136,938.28	3.86%	4,130,492.85	-6,445.43
U.S. Treasury	UNITED STATES TREASURY	5/31/2023	3.750%	5/31/2030	91282CHF1	3,945,000.00	AA+	6/5/2025	3,900,310.55	4.00%	3,920,974.95	20,664.40
U.S. Treasury	UNITED STATES TREASURY	7/31/2025	3.875%	7/31/2030	91282CNN7	5,325,000.00	AA+	8/28/2025	5,362,441.41	3.72%	5,316,054.00	-46,387.41
U.S. Treasury	UNITED STATES TREASURY	7/31/2025	3.875%	7/31/2030	91282CNN7	4,250,000.00	AA+	8/20/2025	4,260,458.98	3.82%	4,242,860.00	-17,598.98
U.S. Treasury	UNITED STATES TREASURY	9/2/2025	3.625%	8/31/2030	91282CNX5	20,815,000.00	AA+	9/3/2025	20,696,509.15	3.74%	20,559,599.95	-136,909.20
U.S. Treasury	UNITED STATES TREASURY	9/2/2025	3.625%	8/31/2030	91282CNX5	3,610,000.00	AA+	9/11/2025	3,616,909.77	3.58%	3,565,705.30	-51,204.47
U.S. Treasury	UNITED STATES TREASURY	9/30/2025	3.625%	9/30/2030	91282CPA3	6,050,000.00	AA+	10/31/2025	6,029,047.54	3.71%	5,974,617.00	-54,430.54
U.S. Treasury	UNITED STATES TREASURY	9/30/2025	3.625%	9/30/2030	91282CPA3	1,500,000.00	AA+	10/2/2025	1,495,781.25	3.69%	1,481,310.00	-14,471.25
U.S. Treasury	UNITED STATES TREASURY	10/31/2023	4.875%	10/31/2030	91282CJG7	7,250,000.00	AA+	11/20/2025	7,631,474.61	3.70%	7,532,387.50	-99,087.11
U.S. Treasury	UNITED STATES TREASURY	12/1/2025	3.500%	11/30/2030	91282CPN5	10,000,000.00	AA+	12/5/2025	9,942,968.75	3.63%	9,816,000.00	-126,968.75
U.S. Treasury	UNITED STATES TREASURY	12/31/2025	3.625%	12/31/2030	91282CPR6	6,770,000.00	AA+	1/5/2026	6,740,971.15	3.73%	6,677,995.70	-62,975.45
U.S. Treasury	UNITED STATES TREASURY	12/31/2025	3.625%	12/31/2030	91282CPR6	155,000.00	AA+	12/31/2025	154,467.19	3.70%	152,893.55	-1,573.64
U.S. Treasury	UNITED STATES TREASURY	2/2/2026	3.750%	1/31/2031	91282CPW5	6,925,000.00	AA+	2/5/2026	6,900,654.30	3.83%	6,865,999.00	-34,655.30
U.S. Treasury	UNITED STATES TREASURY	2/29/2024	4.250%	2/28/2031	91282CKC4	14,100,000.00	AA+	3/5/2026	14,459,660.16	3.69%	14,282,877.00	-176,783.16
U.S. Treasury	UNITED STATES TREASURY	3/2/2026	3.500%	2/28/2031	91282CQD6	21,450,000.00	AA+	3/16/2026	21,138,989.33	3.87%	21,034,513.50	-104,475.83
U.S. Treasury	UNITED STATES TREASURY	12/1/2025	3.750%	11/30/2032	91282CPM7	50,430,000.00	AA+	12/23/2025	49,880,391.80	3.93%	49,356,345.30	-524,046.50
	U.S. Treasury Bond / Note				Subtotal	690,310,000.00			694,586,802.03		692,099,076.80	-2,487,725.23
Federal Agency Commercial Mortgage-Backed Security	FANNIE MAE-ACES	7/1/2023	4.184%	7/1/2028	3136BQDE6	8,019,436.31	AA+	11/30/2023	7,708,369.69	5.14%	8,012,058.47	303,688.78
Federal Agency Commercial Mortgage-Backed Security	FANNIE MAE-ACES	7/1/2023	4.184%	7/1/2028	3136BQDE6	6,965,453.29	AA+	7/31/2023	6,847,367.09	4.58%	6,959,045.04	111,677.95
Federal Agency Commercial Mortgage-Backed Security	FHLMC MULTIFAMILY	1/1/2017	3.347%	11/1/2026	3137BTUM1	5,051,361.73	AA+	5/24/2023	4,895,874.52	4.29%	5,024,336.94	128,462.42
Federal Agency Commercial Mortgage-Backed Security	FHLMC MULTIFAMILY	5/1/2017	3.224%	3/1/2027	3137BXQY1	8,000,000.00	AA+	8/18/2023	7,546,250.00	4.94%	7,940,960.00	394,710.00
Federal Agency Commercial Mortgage-Backed Security	FHLMC MULTIFAMILY	7/1/2017	3.243%	4/1/2027	3137F1G44	4,545,000.00	AA+	8/18/2023	4,285,260.35	4.93%	4,508,230.95	222,970.60
Federal Agency Commercial Mortgage-Backed Security	FHLMC MULTIFAMILY	8/1/2017	3.117%	6/1/2027	3137F2LJ3	6,456,213.45	AA+	8/22/2023	6,037,568.36	4.97%	6,391,070.26	353,501.90
Federal Agency Commercial Mortgage-Backed Security	FHLMC MULTIFAMILY	7/1/2023	4.819%	6/1/2028	3137HACX2	7,500,000.00	AA+	7/20/2023	7,574,910.00	4.59%	7,583,775.00	8,865.00
Federal Agency Commercial Mortgage-Backed Security	FHLMC MULTIFAMILY	7/1/2023	4.777%	6/1/2028	3137HAD45	5,947,228.12	AA+	7/27/2023	5,947,079.46	4.78%	5,981,543.63	34,464.17
Federal Agency Commercial Mortgage-Backed Security	FHLMC MULTIFAMILY	10/1/2023	4.740%	8/1/2028	3137HAQ74	5,750,000.00	AA+	10/19/2023	5,623,868.00	5.25%	5,811,812.50	187,944.50
Federal Agency Commercial Mortgage-Backed Security	FHLMC MULTIFAMILY	2/1/2025	4.850%	1/1/2030	3137HJZY6	9,019,000.00	AA+	2/27/2025	9,076,532.20	4.70%	9,206,595.20	130,063.00
Federal Agency Commercial Mortgage-Backed Security	FHLMC MULTIFAMILY	4/1/2025	4.478%	1/1/2030	3137HKQC1	10,570,000.00	AA+	4/10/2025	10,643,049.27	4.32%	10,657,413.90	14,364.63
Federal Agency Commercial Mortgage-Backed Security	FHLMC MULTIFAMILY	4/1/2025	4.410%	1/1/2030	3137HKXJ8	4,010,000.00	AA+	4/24/2025	4,009,859.65	4.41%	4,033,819.40	23,959.75
Federal Agency Commercial Mortgage-Backed Security	FHLMC MULTIFAMILY	3/1/2025	4.430%	2/1/2030	3137HKPF5	5,960,000.00	AA+	3/20/2025	5,959,934.44	4.43%	5,999,574.40	39,639.96
Federal Agency Commercial Mortgage-Backed Security	FHLMC MULTIFAMILY	5/1/2025	4.513%	2/1/2030	3137HLJA1	4,285,000.00	AA+	5/29/2025	4,284,880.02	4.51%	4,329,992.50	45,112.48
Federal Agency Commercial Mortgage-Backed Security	FHLMC MULTIFAMILY	6/1/2025	4.348%	2/1/2030	3137HLXV9	11,370,000.00	AA+	6/12/2025	11,369,590.68	4.35%	11,413,319.70	43,729.02

City of Santa Clara Monthly Report

3/31/2026

Sector	Description	Issue Date	Coupon Rate	Maturity Date	CUSIP	Par Value	S&P Rating	Settle Date	Cost Value	YTM at Cost	Market Value	Unrealized G/L
Federal Agency Commercial Mortgage-Backed Security	FHLMC MULTIFAMILY STRUCTURED PASS THROU	9/1/2025	4.361%	5/1/2030	3137HN4R6	7,245,000.00	AA+	9/18/2025	7,353,573.57	4.01%	7,268,111.55	-85,462.02
Federal Agency Commercial Mortgage-Backed Security	FHLMC MULTIFAMILY STRUCTURED PASS THROU	9/1/2025	4.421%	5/1/2030	3137HN6B9	6,945,000.00	AA+	9/29/2025	7,048,959.71	4.06%	6,988,892.40	-60,067.31
Federal Agency Commercial Mortgage-Backed Security	FHLMC MULTIFAMILY STRUCTURED PASS THROU	7/1/2025	4.329%	6/1/2030	3137HMC65	11,192,000.00	AA+	7/17/2025	11,191,787.35	4.33%	11,223,673.36	31,886.01
Federal Agency Commercial Mortgage-Backed Security	FHLMC MULTIFAMILY STRUCTURED PASS THROU	2/1/2026	3.948%	1/1/2031	3137HQDM0	12,000,000.00	AA+	2/26/2026	11,994,492.00	3.96%	11,818,320.00	-176,172.00
Federal Agency Commercial Mortgage-Backed Security	FHLMC MULTIFAMILY STRUCTURED PASS THROU	3/1/2026	3.936%	1/1/2031	3137HQSP7	5,610,000.00	AA+	3/12/2026	5,609,893.41	3.94%	5,527,196.40	-82,697.01
Federal Agency Commercial Mortgage-Backed Security	FHLMC MULTIFAMILY STRUCTURED PASS THROU	3/1/2026	4.130%	3/1/2031	3137HQSV4	5,945,000.00	AA+	3/26/2026	5,960,457.00	4.07%	5,915,988.40	-44,468.60
	Federal Agency Commercial Mortgage-Backed Security				Subtotal	152,385,692.91			150,969,556.77		152,595,730.00	1,626,173.23
Corporate Note	ADOBE INC	4/4/2024	4.800%	4/4/2029	00724PAF6	1,635,000.00	A+	4/4/2024	1,632,563.85	4.83%	1,661,650.50	29,086.65
Corporate Note	ADOBE INC	4/4/2024	4.800%	4/4/2029	00724PAF6	1,340,000.00	A+	4/4/2024	1,337,762.20	4.84%	1,361,842.00	24,079.80
Corporate Note	ADOBE INC	2/3/2020	2.300%	2/1/2030	00724PAD1	8,900,000.00	A+	2/6/2026	8,310,731.00	4.12%	8,227,605.00	-83,126.00
Corporate Note	ALPHABET INC	2/13/2026	3.700%	2/15/2029	02079KBJ5	4,570,000.00	AA+	2/13/2026	4,565,338.60	3.74%	4,530,743.70	-34,594.90
Corporate Note	ALPHABET INC	2/13/2026	3.700%	2/15/2029	02079KBJ5	710,000.00	AA+	2/13/2026	707,422.70	3.83%	703,901.10	-3,521.60
Corporate Note	ALPHABET INC	2/13/2026	3.700%	2/15/2029	02079KBJ5	760,000.00	AA+	2/13/2026	759,247.60	3.74%	753,471.60	-5,776.00
Corporate Note	ALPHABET INC	2/13/2026	3.700%	2/15/2029	02079KBJ5	760,000.00	AA+	2/13/2026	759,186.80	3.74%	753,471.60	-5,715.20
Corporate Note	ALPHABET INC	11/6/2025	4.100%	11/15/2030	02079KAW7	5,725,000.00	AA+	11/17/2025	5,734,331.75	4.06%	5,685,955.50	-48,376.25
Corporate Note	ALPHABET INC	2/13/2026	4.100%	2/15/2031	02079KBK2	5,650,000.00	AA+	3/3/2026	5,669,040.50	4.02%	5,610,732.50	-58,308.00
Corporate Note	AMAZON.COM INC	3/13/2026	4.250%	3/13/2031	023135DD5	11,500,000.00	AA	3/13/2026	11,456,185.00	4.34%	11,415,245.00	-40,940.00
Corporate Note	AMAZON.COM INC	3/13/2026	4.250%	3/13/2031	023135DD5	6,775,000.00	AA	3/19/2026	6,736,518.00	4.38%	6,725,068.25	-11,449.75
Corporate Note	ASTRAZENECA FINANCE LLC	2/26/2024	4.850%	2/26/2029	04636NAL7	8,500,000.00	A+	6/27/2025	8,689,040.00	4.19%	8,646,710.00	-42,330.00
Corporate Note	BANK OF NY MELLON CORP	4/22/2025	4.729%	4/20/2029	06405LAH4	8,000,000.00	AA-	4/28/2025	8,093,600.00	4.40%	8,056,880.00	-36,720.00
Corporate Note	BANK OF NY MELLON CORP	1/22/2026	4.026%	1/22/2030	06406RCG0	7,945,000.00	A	1/28/2026	7,931,016.80	4.07%	7,865,470.55	-65,546.25
Corporate Note	BANK OF NY MELLON CORP	1/22/2026	4.026%	1/22/2030	06406RCG0	1,085,000.00	A	1/22/2026	1,085,000.00	4.03%	1,074,139.15	-10,860.85
Corporate Note	BLACKROCK INC	3/28/2017	3.200%	3/15/2027	09247XAN1	4,140,000.00	AA-	5/18/2022	4,085,970.80	3.50%	4,107,045.60	21,074.80
Corporate Note	BLACKROCK INC	3/28/2017	3.200%	3/15/2027	09247XAN1	3,140,000.00	AA-	5/18/2022	3,098,552.00	3.50%	3,115,005.60	16,453.60
Corporate Note	BLACKROCK INC	3/14/2024	4.700%	3/14/2029	09290DAA9	2,924,000.00	AA-	4/11/2024	2,911,222.12	4.80%	2,969,438.96	58,216.84
Corporate Note	BLACKROCK INC	3/14/2024	4.700%	3/14/2029	09290DAA9	350,000.00	AA-	3/14/2024	349,366.50	4.74%	355,439.00	6,072.50
Corporate Note	BOFA SECURITIES INC.	4/22/2021	1.734%	7/22/2027	06051GJS9	1,420,000.00	A-	8/10/2022	1,281,251.80	3.92%	1,408,143.00	126,891.20
Corporate Note	BOFA SECURITIES INC.	1/24/2025	4.979%	1/24/2029	06051GMK2	4,980,000.00	A-	4/2/2025	5,035,178.40	4.66%	5,018,794.20	-16,384.20
Corporate Note	BOFA SECURITIES INC.	2/13/2020	2.496%	2/13/2031	06051GHZ5	4,325,000.00	A-	3/17/2026	4,008,972.25	4.16%	3,997,684.00	-11,288.25
Corporate Note	BRISTOL-MYERS SQUIBB CO	11/13/2023	5.750%	2/1/2031	110122DY1	10,569,000.00	A	3/4/2026	11,324,472.12	4.13%	11,160,546.93	-163,925.19
Corporate Note	CATERPILLAR FINL SERVICE	1/8/2026	4.150%	1/8/2031	14913UBH2	1,235,000.00	A	1/8/2026	1,234,555.40	4.16%	1,223,440.40	-11,115.00
Corporate Note	CISCO SYSTEMS INC	2/24/2025	4.750%	2/24/2030	17275RBX9	10,000,000.00	AA-	4/22/2025	10,124,500.00	4.46%	10,192,200.00	67,700.00
Corporate Note	CISCO SYSTEMS INC	2/24/2025	4.750%	2/24/2030	17275RBX9	6,800,000.00	AA-	4/30/2025	6,955,924.00	4.22%	6,930,696.00	-25,228.00
Corporate Note	CITIBANK NA	9/29/2023	5.803%	9/29/2028	17325FBB3	11,225,000.00	A+	9/29/2023	11,225,000.00	5.80%	11,655,927.75	430,927.75
Corporate Note	ELI LILLY & COMPANY	2/12/2025	4.550%	2/12/2028	532457CU0	6,500,000.00	A+	6/27/2025	6,578,910.00	4.06%	6,552,325.00	-26,585.00
Corporate Note	ELI LILLY & COMPANY	8/14/2024	4.200%	8/14/2029	532457CQ9	1,555,000.00	A+	8/14/2024	1,557,643.50	4.16%	1,556,477.25	-1,166.25
Corporate Note	ELI LILLY & COMPANY	8/14/2024	4.200%	8/14/2029	532457CQ9	445,000.00	A+	8/14/2024	444,025.45	4.25%	445,422.75	1,397.30
Corporate Note	GOLDMAN SACHS BANK USA	5/21/2024	5.414%	5/21/2027	38151LAG5	8,750,000.00	A+	5/22/2025	8,805,037.50	5.08%	8,760,850.00	-44,187.50
Corporate Note	HOME DEPOT INC/THE JPMORGAN CHASE FINANCIAL CO LLC	9/15/2025	3.950%	9/15/2030	437076DJ8	1,885,000.00	A	9/15/2025	1,878,232.85	4.03%	1,860,457.30	-17,775.55
Corporate Note	JPMORGAN CHASE FINANCIAL CO LLC	2/24/2022	2.947%	2/24/2028	46647PCW4	2,925,000.00	A	9/18/2023	2,674,532.25	5.13%	2,888,203.50	213,671.25
Corporate Note	JPMORGAN CHASE FINANCIAL CO LLC	4/22/2024	5.571%	4/22/2028	46647PEE2	5,000,000.00	A	8/9/2024	5,103,350.00	4.95%	5,061,050.00	-42,300.00
Corporate Note	JPMORGAN CHASE FINANCIAL CO LLC	1/24/2025	4.915%	1/24/2029	46647PEU6	2,825,000.00	A	3/13/2025	2,841,921.75	4.74%	2,849,069.00	7,147.25
Corporate Note	JPMORGAN CHASE FINANCIAL CO LLC	7/23/2018	4.203%	7/23/2029	46647PAV8	4,075,000.00	A	3/5/2026	4,085,472.75	4.12%	4,051,568.75	-33,904.00
Corporate Note	JPMORGAN CHASE FINANCIAL CO LLC	4/22/2024	5.581%	4/22/2030	46647PEG7	2,750,000.00	A	4/28/2025	2,835,552.50	4.87%	2,834,342.50	-1,210.00
Corporate Note	KENVUE INC	10/17/2023	5.050%	3/22/2028	49177JAF9	6,250,000.00	A	6/30/2025	6,397,562.50	4.12%	6,345,375.00	-52,187.50
Corporate Note	MASTERCARD INC	5/31/2019	2.950%	6/1/2029	57636QAM6	7,500,000.00	A+	6/27/2024	6,889,875.00	4.82%	7,228,500.00	338,625.00
Corporate Note	META PLATFORMS INC	8/9/2024	4.300%	8/15/2029	30303M8S4	5,370,000.00	AA-	8/14/2024	5,385,895.20	4.23%	5,393,950.20	8,055.00

City of Santa Clara Monthly Report

3/31/2026

Sector	Description	Issue Date	Coupon Rate	Maturity Date	CUSIP	Par Value	S&P Rating	Settle Date	Cost Value	YTM at Cost	Market Value	Unrealized G/L
Corporate Note	MORGAN STANLEY BANK NA	5/30/2024	5.504%	5/26/2028	61690U8B9	6,105,000.00	A+	5/31/2024	6,117,881.55	5.45%	6,174,413.85	56,532.30
Corporate Note	MORGAN STANLEY BANK NA	5/30/2024	5.504%	5/26/2028	61690U8B9	3,145,000.00	A+	5/30/2024	3,145,000.00	5.50%	3,180,758.65	35,758.65
Corporate Note	MORGAN STANLEY BANK NA	2/2/2026	4.213%	2/8/2030	61776NU43	5,000,000.00	A+	2/5/2026	5,001,750.00	4.20%	4,949,350.00	-52,400.00
Corporate Note	MORGAN STANLEY BANK NA	2/2/2026	4.213%	2/8/2030	61776NU43	3,650,000.00	A+	2/3/2026	3,649,854.00	4.21%	3,613,025.50	-36,828.50
Corporate Note	NATIONAL SECS CLEARING	5/20/2025	4.700%	5/20/2030	637639AQ8	10,000,000.00	AA+	6/27/2025	10,167,800.00	4.32%	10,092,200.00	-75,600.00
Corporate Note	NATIONAL SECS CLEARING	5/20/2025	4.700%	5/20/2030	637639AQ8	6,825,000.00	AA+	6/27/2025	6,937,134.75	4.32%	6,887,926.50	-49,208.25
Corporate Note	NOVARTIS FINANCE CORPORATION	11/5/2025	4.100%	11/5/2030	66989HAY4	15,630,000.00	AA-	11/5/2025	15,583,110.00	4.17%	15,455,881.80	-127,228.20
Corporate Note	PACCAR FINANCIAL CORP	1/31/2024	4.600%	1/31/2029	69371RS80	6,165,000.00	A+	7/30/2024	6,161,547.60	4.61%	6,255,070.65	93,523.05
Corporate Note	PEPSICO INC	7/17/2024	4.500%	7/17/2029	713448FX1	4,380,000.00	A+	7/17/2024	4,373,211.00	4.53%	4,422,091.80	48,880.80
Corporate Note	PEPSICO INC	2/7/2025	4.600%	2/7/2030	713448GB8	2,380,000.00	A+	2/7/2025	2,376,001.60	4.64%	2,410,916.20	34,914.60
Corporate Note	SALESFORCE.COM INC	3/13/2026	4.650%	3/15/2029	79466LAR5	9,250,000.00	A+	3/13/2026	9,247,965.00	4.66%	9,269,147.50	21,182.50
Corporate Note	STATE STREET BANK & TR	2/28/2025	4.729%	2/28/2030	857477CW1	9,240,000.00	A	2/28/2025	9,251,365.20	4.70%	9,352,635.60	101,270.40
Corporate Note	TOYOTA MOTOR CREDIT CORP	9/11/2023	5.250%	9/11/2028	89236TLB9	5,600,000.00	A+	9/11/2023	5,590,256.00	5.29%	5,734,176.00	143,920.00
Corporate Note	TOYOTA MOTOR CREDIT CORP	1/12/2026	4.200%	1/10/2031	89236TPH2	3,645,000.00	A+	1/12/2026	3,643,870.05	4.21%	3,594,771.90	-49,098.15
Corporate Note	VISA INC	2/12/2026	4.100%	2/12/2031	92826CAZ5	5,000,000.00	AA-	3/3/2026	5,048,500.00	3.88%	4,995,050.00	-53,450.00
	Corporate Note				Subtotal	286,808,000.00			286,875,208.19		287,422,255.09	547,046.90
Asset-Backed Security	AMERICAN EXPRESS CREDIT ACCOUNT MASTER	9/19/2023	5.230%	9/15/2028	02582JKD1	6,170,000.00	AAA	9/19/2023	6,169,724.20	5.23%	6,205,724.30	36,000.10
Asset-Backed Security	AMERICAN EXPRESS CREDIT ACCOUNT MASTER	7/22/2025	4.300%	7/15/2030	02582JKV1	6,515,000.00	AAA	7/22/2025	6,514,061.19	4.30%	6,543,731.15	29,669.96
Asset-Backed Security	BA CREDIT CARD TRUST	12/14/2023	4.980%	11/15/2028	05522RDH8	3,045,000.00	NR	12/14/2023	3,044,591.06	4.98%	3,064,366.20	19,775.14
Asset-Backed Security	BA CREDIT CARD TRUST	6/12/2025	4.310%	5/15/2030	05522RDK1	5,250,000.00	AAA	6/12/2025	5,249,980.05	4.31%	5,269,740.00	19,759.95
Asset-Backed Security	BOFA AUTO TRUST 2024-1 CAPITAL ONE MULTI-ASSET EXECUTION TRUST	11/21/2023	5.740%	6/15/2028	06054YAC1	3,251,282.66	NR	11/21/2023	3,251,223.81	5.74%	3,277,195.38	25,971.57
Asset-Backed Security	CHASE AUTO OWNER TRUST 2024-5A	9/16/2025	3.820%	9/15/2030	14041NGF2	7,250,000.00	AAA	9/16/2025	7,248,625.40	3.82%	7,206,210.00	-42,415.40
Asset-Backed Security	CHASE ISSUANCE TRUST	7/30/2025	4.290%	6/25/2030	16145NAC5	3,255,000.00	NR	7/30/2025	3,254,681.99	4.29%	3,261,705.30	7,023.31
Asset-Backed Security	CHASE ISSUANCE TRUST	9/15/2023	5.160%	9/15/2028	161571HT4	6,045,000.00	AAA	9/15/2023	6,043,324.33	5.17%	6,077,763.90	34,439.57
Asset-Backed Security	CHASE ISSUANCE TRUST	1/31/2024	4.600%	1/15/2029	161571HV9	7,605,000.00	AAA	1/31/2024	7,603,841.76	4.60%	7,639,450.65	35,608.89
Asset-Backed Security	CHASE ISSUANCE TRUST	7/25/2025	4.160%	7/15/2030	161571HZ0	9,190,000.00	AAA	7/25/2025	9,189,815.28	4.16%	9,213,342.60	23,527.32
Asset-Backed Security	CITIBANK CREDIT CARD ISSUANCE TRUST	6/26/2025	4.300%	6/21/2030	17305EHA6	11,485,000.00	AAA	6/26/2025	11,481,884.12	4.31%	11,518,880.75	36,996.63
Asset-Backed Security	FIFTH THIRD AUTO TRUST GM FINANCIAL SECURITIZED	8/23/2023	5.530%	8/15/2028	31680EAD3	2,398,831.05	AAA	8/23/2023	2,398,682.32	5.53%	2,415,095.12	16,412.80
Asset-Backed Security	GM FINANCIAL SECURITIZED TERM AUTO RECE	1/17/2024	4.850%	12/18/2028	36268GAD7	536,403.98	NR	1/17/2024	536,296.11	4.85%	538,485.23	2,189.12
Asset-Backed Security	GM FINANCIAL SECURITIZED TERM AUTO RECE	5/14/2025	4.280%	4/16/2030	362549AD9	1,965,000.00	AAA	5/14/2025	1,964,710.75	4.28%	1,968,635.25	3,924.50
Asset-Backed Security	HONDA AUTO RECEIVABLES OWNER TRUST 2024	2/18/2026	3.780%	9/23/2030	43815CAD0	1,635,000.00	NR	2/18/2026	1,634,739.54	3.78%	1,621,445.85	-13,293.69
Asset-Backed Security	HYUNDAI AUTO RECEIVABLES TRUST 2024-C	11/13/2023	5.540%	10/16/2028	44918CAD4	1,554,604.08	AAA	11/13/2023	1,554,399.64	5.54%	1,566,061.51	11,661.87
Asset-Backed Security	HYUNDAI AUTO RECEIVABLES TRUST 2024-C	3/12/2025	4.320%	10/15/2029	44935CAD3	6,570,000.00	AAA	3/12/2025	6,569,030.93	4.32%	6,585,373.80	16,342.87
Asset-Backed Security	HYUNDAI AUTO RECEIVABLES TRUST 2024-C	6/11/2025	4.360%	12/17/2029	44935XAD7	2,825,000.00	AAA	6/11/2025	2,824,744.90	4.36%	2,835,650.25	10,905.35
Asset-Backed Security	HYUNDAI AUTO RECEIVABLES TRUST 2024-C	9/17/2025	3.880%	4/15/2030	44935JAD8	5,770,000.00	AAA	9/17/2025	5,769,058.34	3.88%	5,739,822.90	-29,235.44
Asset-Backed Security	KUBOTA CREDIT OWNER TRUST 2024-2A	2/19/2025	4.670%	6/15/2029	50117FAC5	4,065,000.00	NR	2/19/2025	4,064,860.57	4.67%	4,095,162.30	30,301.73
Asset-Backed Security	TOYOTA AUTO RECEIVABLES OWNER TRUST COM	11/14/2023	5.540%	8/15/2028	89239FAD4	1,153,819.98	AAA	11/14/2023	1,153,695.60	5.54%	1,164,562.04	10,866.44
Asset-Backed Security	TOYOTA AUTO RECEIVABLES OWNER TRUST COM	4/30/2025	4.340%	11/15/2029	89231HAD8	4,385,000.00	AAA	4/30/2025	4,384,748.74	4.34%	4,401,399.90	16,651.16
Asset-Backed Security	TOYOTA AUTO RECEIVABLES OWNER TRUST COM	7/30/2025	4.110%	3/15/2030	89238VAD0	4,705,000.00	AAA	7/30/2025	4,704,504.09	4.11%	4,709,893.20	5,389.11
Asset-Backed Security	VOLKSWAGEN AUTO LOAN ENHANCED TRUST 202	3/25/2025	4.500%	8/20/2029	92868MAD1	6,905,000.00	NR	3/25/2025	6,904,765.23	4.50%	6,942,977.50	38,212.27
	Asset-Backed Security				Subtotal	113,529,941.75			113,515,989.95		113,862,675.08	346,685.13

City of Santa Clara Monthly Report

3/31/2026

Sector	Description	Issue Date	Coupon Rate	Maturity Date	CUSIP	Par Value	S&P Rating	Settle Date	Cost Value	YTM at Cost	Market Value	Unrealized G/L
Certificate of Deposit	COOPERAT RABOBANK UA/NY Certificate of Deposit	7/20/2023	5.080%	7/17/2026	21684LGS5	7,500,000.00	A-1	7/20/2023	7,500,000.00	5.08%	7,533,300.00	33,300.00
					Subtotal	7,500,000.00			7,500,000.00		7,533,300.00	33,300.00
Cash Equivalent	PRINCIPAL PUBLIC DEPOSIT SWEEP PROGRAM			4/1/2026	992995944	3,940,427.40		9/1/2020	3,940,427.40		3,940,427.40	-
Cash Equivalent	LOCAL AGENCY INVESTMENT FUND			4/1/2026		56,414,735.05		9/30/1997	56,414,735.05		56,414,735.05	-
Cash Equivalent	CALIFORNIA ASSET MANAGEMENT PROGRAM			4/1/2026		257,351,898.13		10/4/2022	257,351,898.13		257,351,898.13	-
Cash Equivalent	CALIFORNIA ASSET MANAGEMENT PROGRAM - TERM		3.710%	4/6/2026		15,000,000.00		1/6/2026	15,000,000.00		15,000,000.00	-
Cash Equivalent	CALIFORNIA ASSET MANAGEMENT PROGRAM - TERM		3.740%	4/22/2026		10,000,000.00		12/24/2025	10,000,000.00		10,000,000.00	-
Cash Equivalent	CALIFORNIA ASSET MANAGEMENT PROGRAM - TERM		3.700%	5/18/2026		10,000,000.00		1/20/2026	10,000,000.00		10,000,000.00	-
Cash Equivalent	CALIFORNIA ASSET MANAGEMENT PROGRAM - TERM		3.660%	5/26/2026		15,000,000.00		2/24/2026	15,000,000.00		15,000,000.00	-
Cash Equivalent	CALIFORNIA ASSET MANAGEMENT PROGRAM - TERM		3.710%	6/1/2026		10,000,000.00		3/9/2026	10,000,000.00		10,000,000.00	-
Cash Equivalent	DREYFUS TREASURY		3.550%	4/1/2026		2,493,731.65		10/31/1997	2,493,731.65		2,493,731.65	-
	Cash Equivalent				Subtotal	380,200,792.23			380,200,792.23		380,200,792.23	-
Grand Total				Count	195	1,630,734,426.89			1,633,648,349.17		1,633,713,829.20	65,480.03

STATEMENT OF TRANSACTIONS
FOR THE PERIOD MARCH 1, 2026 THROUGH MARCH 31, 2026

CITY OF SANTA CLARA- CUSTODY
ACCOUNT NUMBER XXXXXXXX

STATEMENT OF TRANSACTIONS

DATE	PAR VALUE/SHARES	DESCRIPTION	CASH	COST VALUE	REALIZED GAIN/LOSS
		<u>BEGINNING BALANCE</u>	<u>0.00</u>	<u>1,250,913,571.14</u>	
		CASH EQUIVALENTS			
03/02/26		INTEREST RECEIVED PRINCIPAL PUBLIC DEPOSIT SWEEP PRGRM INTEREST FROM 2/1/26 TO 2/28/26	1,469.61		
03/20/26	5,985,000	PURCHASED U.S. TREASURY BILLS 3/26/26 CUSIP 912797SC2 AT \$99.9408 ON TRADE DATE 03/19/2026 TO SETTLE ON 03/20/2026 BMOCM/BONDS	5,981,457.88-	5,981,457.88	
03/26/26	5,985,000-	MATURED U.S. TREASURY BILLS 3/26/26 CUSIP 912797SC2 AT \$100.0000 ON TRADE DATE 03/26/2026	5,981,457.88	5,981,457.88-	
03/26/26		INTEREST RECEIVED U.S. TREASURY BILLS 3/26/26 CUSIP 912797SC2 INTEREST ON 5,985,000.000 UNITS 5,985,000 PAR VALUE AT 100 %	3,542.12		
03/31/26	11,347,020.05	CASH SWEEP PURCHASES FOR STMT PERIOD PRINCIPAL PUBLIC DEPOSIT SWEEP PRGRM 16 TRANSACTIONS	11,347,020.05-	11,347,020.05	
03/31/26	10,290,372.15-	CASH SWEEP SALES FOR STMT PERIOD PRINCIPAL PUBLIC DEPOSIT SWEEP PRGRM 2 TRANSACTIONS	10,290,372.15	10,290,372.15-	

STATEMENT OF TRANSACTIONS
FOR THE PERIOD MARCH 1, 2026 THROUGH MARCH 31, 2026

CITY OF SANTA CLARA- CUSTODY
ACCOUNT NUMBER XXXXXXXX

STATEMENT OF TRANSACTIONS

DATE	PAR VALUE/SHARES	DESCRIPTION	CASH	COST VALUE	REALIZED GAIN/LOSS
		BONDS & NOTES			
03/03/26	5,740,000-	SOLD ALPHABET INC 1.998% 8/15/26 CUSIP 02079KAC1 AT \$99.2030 ON TRADE DATE 03/02/2026 TO SETTLE ON 03/03/2026 GOLDMAN SACHS	5,694,252.20	5,354,386.80-	339,865.40
03/03/26		ACCRUED INTEREST ON SALE ALPHABET INC 1.998% 8/15/26 CUSIP 02079KAC1	5,734.26		
03/03/26	5,650,000	PURCHASED ALPHABET INC 4.100% 2/15/31 CUSIP 02079KBK2 AT \$100.3370 ON TRADE DATE 03/02/2026 TO SETTLE ON 03/03/2026 MORGAN STANLEY & CO.	5,669,040.50-	5,669,040.50	
03/03/26		ACCRUED INTEREST ON PURCHASE ALPHABET INC 4.100% 2/15/31 CUSIP 02079KBK2	12,869.44-		
03/13/26	11,500,000-	SOLD AMAZON COM INC 4.100% 11/20/30 CUSIP 023135CT1 AT \$99.2140 ON TRADE DATE 03/11/2026 TO SETTLE ON 03/13/2026 CITIGROUP GBL MKTS/SALOMON BRO	11,409,610.00	11,487,695.00-	78,085.00-
03/13/26		ACCRUED INTEREST ON SALE AMAZON COM INC 4.100% 11/20/30 CUSIP 023135CT1	147,998.61		

STATEMENT OF TRANSACTIONS
FOR THE PERIOD MARCH 1, 2026 THROUGH MARCH 31, 2026

CITY OF SANTA CLARA- CUSTODY
ACCOUNT NUMBER XXXXXXXX

STATEMENT OF TRANSACTIONS

DATE	PAR VALUE/SHARES	DESCRIPTION	CASH	COST VALUE	REALIZED GAIN/LOSS
03/13/26	11,500,000	PURCHASED AMAZON COM INC 4.250% 3/13/31 CUSIP 023135DD5 AT \$99.6190 ON TRADE DATE 03/11/2026 TO SETTLE ON 03/13/2026 CITIGROUP GBL MKTS/SALOMON BRO	11,456,185.00-	11,456,185.00	
03/19/26	6,775,000	PURCHASED AMAZON COM INC 4.250% 3/13/31 CUSIP 023135DD5 AT \$99.4320 ON TRADE DATE 03/18/2026 TO SETTLE ON 03/19/2026 MERRILL LYNCH, PIERCE, FENNER	6,736,518.00-	6,736,518.00	
03/19/26		ACCRUED INTEREST ON PURCHASE AMAZON COM INC 4.250% 3/13/31 CUSIP 023135DD5	4,798.96-		
03/19/26	6,715,000-	SOLD AMAZON.COM INC 3.300% 4/13/27 CUSIP 023135CF1 AT \$99.3490 ON TRADE DATE 03/18/2026 TO SETTLE ON 03/19/2026 WELLS FARGO SECURITIES, LLC	6,671,285.35	6,672,964.10-	1,678.75-
03/19/26		ACCRUED INTEREST ON SALE AMAZON.COM INC 3.300% 4/13/27 CUSIP 023135CF1	96,024.50		
03/16/26		INTEREST RECEIVED AMERICAN EXPRES ABS 4.300% 7/15/30 CUSIP 02582JKV1 \$0.00358/PV ON 6,515,000.00 PV DUE 3/15/26	23,345.41		

STATEMENT OF TRANSACTIONS
FOR THE PERIOD MARCH 1, 2026 THROUGH MARCH 31, 2026

CITY OF SANTA CLARA- CUSTODY
ACCOUNT NUMBER XXXXXXXX

STATEMENT OF TRANSACTIONS

DATE	PAR VALUE/SHARES	DESCRIPTION	CASH	COST VALUE	REALIZED GAIN/LOSS
03/16/26		INTEREST RECEIVED AMERICAN EXPRES ABS 5.230% 9/15/28 CUSIP 02582JKD1 \$0.00436/PV ON 6,170,000.00 PV DUE 3/15/26	26,890.91		
03/17/26	4,000,000-	SOLD BANK OF AMERICA 5.526% 8/18/26 CUSIP 06428CAA2 AT \$100.4240 ON TRADE DATE 03/16/2026 TO SETTLE ON 03/17/2026 BANC OF AMERICA SECURITIES LLC	4,016,960.00	3,998,360.00-	18,600.00
03/17/26		ACCRUED INTEREST ON SALE BANK OF AMERICA 5.526% 8/18/26 CUSIP 06428CAA2	17,806.00		
03/16/26		INTEREST RECEIVED BANK OF AMERICA ABS 4.310% 5/15/30 CUSIP 05522RDK1 \$0.00359/PV ON 5,250,000.00 PV DUE 3/15/26	18,856.25		
03/16/26		INTEREST RECEIVED BANK OF AMERICA ABS 5.740% 6/15/28 CUSIP 06054YAC1 \$0.00259/PV ON 3,564,639.40 PV DUE 3/15/26	17,050.86		
03/16/26	313,356.74-	PAID DOWN BANK OF AMERICA ABS 5.740% 6/15/28 CUSIP 06054YAC1 AT \$52.3132 ON TRADE DATE 03/15/2026 TO SETTLE ON 03/16/2026	313,356.74	313,351.07-	5.67

STATEMENT OF TRANSACTIONS
FOR THE PERIOD MARCH 1, 2026 THROUGH MARCH 31, 2026

CITY OF SANTA CLARA- CUSTODY
ACCOUNT NUMBER XXXXXXXX

STATEMENT OF TRANSACTIONS

DATE	PAR VALUE/SHARES	DESCRIPTION	CASH	COST VALUE	REALIZED GAIN/LOSS
03/16/26		INTEREST RECEIVED BK OF AMERICA ABS 4.980% 11/15/28 CUSIP 05522RDH8 \$0.00415/PV ON 3,045,000.00 PV DUE 3/15/26	12,636.75		
03/16/26		INTEREST RECEIVED BLACKROCK FUNDING 4.700% 3/14/29 CUSIP 09290DAA9 INTEREST ON 3,274,000.000 UNITS	76,939.00		
03/04/26	1,000,000-	SOLD BLACKROCK INC 3.200% 3/15/27 CUSIP 09247XAN1 AT \$99.4400 ON TRADE DATE 03/03/2026 TO SETTLE ON 03/04/2026 PERSHING	994,400.00	986,885.00-	7,515.00
03/04/26		ACCRUED INTEREST ON SALE BLACKROCK INC 3.200% 3/15/27 CUSIP 09247XAN1	15,022.22		
03/16/26		INTEREST RECEIVED BLACKROCK INC 3.200% 3/15/27 CUSIP 09247XAN1 INTEREST ON 7,280,000.000 UNITS	116,480.00		
03/04/26	10,569,000	PURCHASED BRISTOL-MYERS 5.750% 2/01/31 CUSIP 110122DY1 AT \$107.1480 ON TRADE DATE 03/03/2026 TO SETTLE ON 03/04/2026 MERRILL LYNCH, PIERCE, FENNER	11,324,472.12-	11,324,472.12	
03/04/26		ACCRUED INTEREST ON PURCHASE BRISTOL-MYERS 5.750% 2/01/31 CUSIP 110122DY1	55,707.44-		

STATEMENT OF TRANSACTIONS
FOR THE PERIOD MARCH 1, 2026 THROUGH MARCH 31, 2026

CITY OF SANTA CLARA- CUSTODY
ACCOUNT NUMBER XXXXXXXX

STATEMENT OF TRANSACTIONS

DATE	PAR VALUE/SHARES	DESCRIPTION	CASH	COST VALUE	REALIZED GAIN/LOSS
03/16/26		INTEREST RECEIVED CAPITAL ONE ABS 3.820% 9/16/30 CUSIP 14041NGF2 \$0.00318/PV ON 7,250,000.00 PV DUE 3/15/26	23,079.16		
03/25/26		INTEREST RECEIVED CHASE AUTO ABS 4.290% 6/25/30 CUSIP 16145NAC5 \$0.00358/PV ON 3,255,000.00 PV DUE 3/25/26	11,636.63		
03/16/26		INTEREST RECEIVED CHASE ISSUANCE ABS 0.000% 7/15/30 CUSIP 161571HZ0 \$0.00347/PV ON 9,190,000.00 PV DUE 3/15/26	31,858.67		
03/16/26		INTEREST RECEIVED CHASE ISSUANCE ABS 4.600% 1/16/29 CUSIP 161571HV9 \$0.00383/PV ON 7,605,000.00 PV DUE 3/15/26	29,152.50		
03/16/26		INTEREST RECEIVED CHASE ISSUANCE ABS 5.160% 9/15/28 CUSIP 161571HT4 \$0.00430/PV ON 6,045,000.00 PV DUE 3/15/26	25,993.50		
03/30/26		INTEREST RECEIVED CITIBANK 5.803% 9/29/28 CUSIP 17325FBB3 INTEREST ON 11,225,000.000 UNITS	325,693.38		

STATEMENT OF TRANSACTIONS
FOR THE PERIOD MARCH 1, 2026 THROUGH MARCH 31, 2026

CITY OF SANTA CLARA- CUSTODY
ACCOUNT NUMBER XXXXXXXX

STATEMENT OF TRANSACTIONS

DATE	PAR VALUE/SHARES	DESCRIPTION	CASH	COST VALUE	REALIZED GAIN/LOSS
03/25/26		INTEREST RECEIVED FED HOME LN MTG CORP 3.117% 6/25/27 CUSIP 3137F2LJ3 \$0.00260/PV ON 6,525,000.00 PV DUE 3/25/26	16,948.69		
03/25/26	68,786.55-	PAID DOWN FED HOME LN MTG CORP 3.117% 6/25/27 CUSIP 3137F2LJ3	68,786.55	64,326.17-	4,460.38
03/25/26		INTEREST RECEIVED FHLMC CMO V-M 4.329% 6/25/30 CUSIP 3137HMC65 \$0.00361/PV ON 11,192,000.00 PV DUE 3/25/26	40,375.14		
03/25/26		INTEREST RECEIVED FHLMC CMO V-M 4.421% 5/25/30 CUSIP 3137HN6B9 \$0.00368/PV ON 6,945,000.00 PV DUE 3/25/26	25,586.54		
03/25/26		INTEREST RECEIVED FHLMC K061 CMO V-M 3.347% 11/25/26 CUSIP 3137BTUM1 \$0.00265/PV ON 5,079,440.30 PV DUE 3/25/26	14,167.41		
03/25/26	28,078.57-	PAID DOWN FHLMC K061 CMO V-M 3.347% 11/25/26 CUSIP 3137BTUM1	28,078.57	27,214.28-	864.29
03/25/26		INTEREST RECEIVED FHLMC K508 CMO V-M 4.740% 8/25/28 CUSIP 3137HAQ74 \$0.00395/PV ON 5,750,000.00 PV DUE 3/25/26	22,712.50		

STATEMENT OF TRANSACTIONS
FOR THE PERIOD MARCH 1, 2026 THROUGH MARCH 31, 2026

CITY OF SANTA CLARA- CUSTODY
ACCOUNT NUMBER XXXXXXXX

STATEMENT OF TRANSACTIONS

DATE	PAR VALUE/SHARES	DESCRIPTION	CASH	COST VALUE	REALIZED GAIN/LOSS
03/25/26		INTEREST RECEIVED FHLMC K536 CMO V-M 4.850% 1/25/30 CUSIP 3137HJZY6 \$0.00404/PV ON 9,019,000.00 PV DUE 3/25/26	36,451.79		
03/25/26		INTEREST RECEIVED FHLMC K537 CMO V-M 4.430% 2/25/30 CUSIP 3137HKPF5 \$0.00369/PV ON 5,960,000.00 PV DUE 3/25/26	22,002.34		
03/25/26		INTEREST RECEIVED FHLMC K538 CMO V-M 4.478% 1/25/30 CUSIP 3137HKQC1 \$0.00373/PV ON 10,570,000.00 PV DUE 3/25/26	39,443.72		
03/25/26		INTEREST RECEIVED FHLMC K539 CMO V-M 4.410% 1/25/30 CUSIP 3137HKXJ8 \$0.00368/PV ON 4,010,000.00 PV DUE 3/25/26	14,736.75		
03/25/26		INTEREST RECEIVED FHLMC K540 CMO V-M 4.513% 2/25/30 CUSIP 3137HLJA1 \$0.00376/PV ON 4,285,000.00 PV DUE 3/25/26	16,115.17		
03/25/26		INTEREST RECEIVED FHLMC K541 CMO V-M 4.348% 2/25/30 CUSIP 3137HLXV9 \$0.00362/PV ON 11,370,000.00 PV DUE 3/25/26	41,197.30		

STATEMENT OF TRANSACTIONS
FOR THE PERIOD MARCH 1, 2026 THROUGH MARCH 31, 2026

CITY OF SANTA CLARA- CUSTODY
ACCOUNT NUMBER XXXXXXXX

STATEMENT OF TRANSACTIONS

DATE	PAR VALUE/SHARES	DESCRIPTION	CASH	COST VALUE	REALIZED GAIN/LOSS
03/25/26		INTEREST RECEIVED FHLMC K546 CMO V-M 4.361% 5/25/30 CUSIP 3137HN4R6 \$0.00363/PV ON 7,245,000.00 PV DUE 3/25/26	26,329.54		
03/25/26		INTEREST RECEIVED FHLMC K556 CMO V-M 3.948% 1/25/31 CUSIP 3137HQDM0 \$0.00329/PV ON 12,000,000.00 PV DUE 3/25/26	39,480.00		
03/12/26	5,610,000	PURCHASED FHLMC K557 CMO V-M 3.936% 1/25/31 CUSIP 3137HQSP7 AT \$99.9981 ON TRADE DATE 03/03/2026 TO SETTLE ON 03/12/2026 MORGAN STANLEY & CO.	5,609,893.41-	5,609,893.41	
03/12/26		ACCRUED INTEREST ON PURCHASE FHLMC K557 CMO V-M 3.936% 1/25/31 CUSIP 3137HQSP7	6,746.96-		
03/26/26	5,945,000	PURCHASED FHLMC K558 CMO V-M 4.130% 3/25/31 CUSIP 3137HQSV4 AT \$100.2600 ON TRADE DATE 03/17/2026 TO SETTLE ON 03/26/2026 BMOCM/BONDS	5,960,457.00-	5,960,457.00	
03/26/26		ACCRUED INTEREST ON PURCHASE FHLMC K558 CMO V-M 4.130% 3/25/31 CUSIP 3137HQSV4	17,050.59-		
03/25/26		INTEREST RECEIVED FHLMC MULTIFAMILY ST 3.243% 4/25/27 CUSIP 3137F1G44 \$0.00270/PV ON 4,545,000.00 PV DUE 3/25/26	12,282.86		

STATEMENT OF TRANSACTIONS
FOR THE PERIOD MARCH 1, 2026 THROUGH MARCH 31, 2026

CITY OF SANTA CLARA- CUSTODY
ACCOUNT NUMBER XXXXXXXX

STATEMENT OF TRANSACTIONS

DATE	PAR VALUE/SHARES	DESCRIPTION	CASH	COST VALUE	REALIZED GAIN/LOSS
03/25/26		INTEREST RECEIVED FHLMC SER KJ46 CMO 4.777% 6/25/28 CUSIP 3137HAD45 \$0.00388/PV ON 5,958,524.65 PV DUE 3/25/26	23,719.89		
03/25/26	11,296.53-	PAID DOWN FHLMC SER KJ46 CMO 4.777% 6/25/28 CUSIP 3137HAD45	11,296.53	11,296.25-	0.28
03/25/26		INTEREST RECEIVED FHLMC SER K505 CMO 4.819% 6/25/28 CUSIP 3137HACX2 \$0.00402/PV ON 7,500,000.00 PV DUE 3/25/26	30,118.75		
03/16/26		INTEREST RECEIVED FIFTH THIRD AUT ABS 5.530% 8/15/28 CUSIP 31680EAD3 \$0.00230/PV ON 2,634,321.93 PV DUE 3/15/26	12,139.83		
03/16/26	235,490.88-	PAID DOWN FIFTH THIRD AUT ABS 5.530% 8/15/28 CUSIP 31680EAD3 AT \$69.6107 ON TRADE DATE 03/15/2026 TO SETTLE ON 03/16/2026	235,490.88	235,476.28-	14.60
03/25/26		INTEREST RECEIVED FNMA SER M6 CMO V-M 4.184% 7/25/28 CUSIP 3136BQDE6 \$0.00349/PV ON 14,986,600.31 PV DUE 3/25/26	52,255.03		
03/25/26	1,710.7-	PAID DOWN FNMA SER M6 CMO V-M 4.184% 7/25/28 CUSIP 3136BQDE6	1,710.70	1,661.71-	48.99

STATEMENT OF TRANSACTIONS
FOR THE PERIOD MARCH 1, 2026 THROUGH MARCH 31, 2026

CITY OF SANTA CLARA- CUSTODY
ACCOUNT NUMBER XXXXXXXX

STATEMENT OF TRANSACTIONS

DATE	PAR VALUE/SHARES	DESCRIPTION	CASH	COST VALUE	REALIZED GAIN/LOSS
03/16/26		INTEREST RECEIVED GM FINANCIAL ABS 4.280% 4/16/30 CUSIP 362549AD9 \$0.00357/PV ON 1,965,000.00 PV DUE 3/16/26	7,008.50		
03/16/26		INTEREST RECEIVED GM FINANCIAL ABS 4.850% 12/18/28 CUSIP 36268GAD7 \$0.00287/PV ON 578,062.03 PV DUE 3/16/26	2,336.34		
03/16/26	41,658.05-	PAID DOWN GM FINANCIAL ABS 4.850% 12/18/28 CUSIP 36268GAD7 AT \$393.5059 ON TRADE DATE 03/16/2026	41,658.05	41,649.67-	8.38
03/16/26		INTEREST RECEIVED HOME DEPOT INC 3.950% 9/15/30 CUSIP 437076DJ8 INTEREST ON 1,885,000.000 UNITS	37,228.75		
03/23/26		INTEREST RECEIVED HONDA AUTO RECE ABS 3.780% 9/23/30 CUSIP 43815CAD0 \$0.00347/PV ON 1,635,000.00 PV DUE 3/21/26	5,665.28		
03/16/26		INTEREST RECEIVED HYUNDAI AUTO ABS 3.880% 4/15/30 CUSIP 44935JAD8 \$0.00323/PV ON 5,770,000.00 PV DUE 3/15/26	18,656.33		
03/16/26		INTEREST RECEIVED HYUNDAI AUTO ABS 4.320% 10/15/29 CUSIP 44935CAD3 \$0.00360/PV ON 6,570,000.00 PV DUE 3/15/26	23,652.00		

STATEMENT OF TRANSACTIONS
FOR THE PERIOD MARCH 1, 2026 THROUGH MARCH 31, 2026

CITY OF SANTA CLARA- CUSTODY
ACCOUNT NUMBER XXXXXXXX

STATEMENT OF TRANSACTIONS

DATE	PAR VALUE/SHARES	DESCRIPTION	CASH	COST VALUE	REALIZED GAIN/LOSS
03/16/26		INTEREST RECEIVED HYUNDAI AUTO REC ABS 4.360% 12/17/29 CUSIP 44935XAD7 \$0.00363/PV ON 2,825,000.00 PV DUE 3/15/26	10,264.17		
03/16/26		INTEREST RECEIVED HYUNDAI AUTO REC ABS 5.540% 10/16/28 CUSIP 44918CAD4 \$0.00308/PV ON 1,687,869.87 PV DUE 3/15/26	7,792.33		
03/16/26	133,265.79-	PAID DOWN HYUNDAI AUTO REC ABS 5.540% 10/16/28 CUSIP 44918CAD4 AT \$123.0075 ON TRADE DATE 03/15/2026 TO SETTLE ON 03/16/2026	133,265.79	133,248.27-	17.52
03/13/26	3,910,000-	SOLD JOHN DEERE CAP MTN 4.950% 7/14/28 CUSIP 24422EXB0 AT \$102.1540 ON TRADE DATE 03/11/2026 TO SETTLE ON 03/13/2026 GOLDMAN SACHS	3,994,221.40	3,983,666.10-	10,555.30
03/13/26		ACCRUED INTEREST ON SALE JOHN DEERE CAP MTN 4.950% 7/14/28 CUSIP 24422EXB0	31,719.88		
03/03/26	5,000,000-	SOLD JOHN DEERE CAPITAL 1.050% 6/17/26 CUSIP 24422EVR7 AT \$99.2080 ON TRADE DATE 03/02/2026 TO SETTLE ON 03/03/2026 PERSHING	4,960,400.00	4,908,600.00-	51,800.00

STATEMENT OF TRANSACTIONS
FOR THE PERIOD MARCH 1, 2026 THROUGH MARCH 31, 2026

CITY OF SANTA CLARA- CUSTODY
ACCOUNT NUMBER XXXXXXXX

STATEMENT OF TRANSACTIONS

DATE	PAR VALUE/SHARES	DESCRIPTION	CASH	COST VALUE	REALIZED GAIN/LOSS
03/03/26		ACCRUED INTEREST ON SALE JOHN DEERE CAPITAL 1.050% 6/17/26 CUSIP 24422EVR7	11,083.33		
03/02/26		INTEREST RECEIVED JOHNSON & JOHNSON 4.500% 3/01/27 CUSIP 478160DG6 INTEREST ON 4,850,000.000 UNITS	109,125.00		
03/04/26	4,850,000-	SOLD JOHNSON & JOHNSON 4.500% 3/01/27 CUSIP 478160DG6 AT \$100.8300 ON TRADE DATE 03/03/2026 TO SETTLE ON 03/04/2026 STIFEL NICOLAUS & CO., INC.	4,890,255.00	4,879,439.50-	10,815.50
03/04/26		ACCRUED INTEREST ON SALE JOHNSON & JOHNSON 4.500% 3/01/27 CUSIP 478160DG6	1,818.75		
03/23/26		INTEREST RECEIVED KENVUE INC 5.050% 3/22/28 CUSIP 49177JAF9 INTEREST ON 6,250,000.000 UNITS	157,812.50		
03/16/26		INTEREST RECEIVED KUBOTA CREDIT ABS 4.670% 6/15/29 CUSIP 50117FAC5 \$0.00389/PV ON 4,065,000.00 PV DUE 3/15/26	15,819.63		
03/13/26	4,380,000-	SOLD NATIONAL RURAL MTN 4.150% 8/25/28 CUSIP 63743HFZ0 AT \$100.0030 ON TRADE DATE 03/11/2026 TO SETTLE ON 03/13/2026 GOLDMAN SACHS	4,380,131.40	4,375,094.40-	5,037.00

STATEMENT OF TRANSACTIONS
FOR THE PERIOD MARCH 1, 2026 THROUGH MARCH 31, 2026

CITY OF SANTA CLARA- CUSTODY
ACCOUNT NUMBER XXXXXXXX

STATEMENT OF TRANSACTIONS

DATE	PAR VALUE/SHARES	DESCRIPTION	CASH	COST VALUE	REALIZED GAIN/LOSS
03/13/26		ACCRUED INTEREST ON SALE NATIONAL RURAL MTN 4.150% 8/25/28 CUSIP 63743HFZ0	9,088.50		
03/13/26	835,000-	SOLD PACCAR FINANCIAL MTN 4.600% 1/31/29 CUSIP 69371RS80 AT \$101.7880 ON TRADE DATE 03/11/2026 TO SETTLE ON 03/13/2026 MERRILL LYNCH, PIERCE, FENNER	849,929.80	834,532.40-	15,397.40
03/13/26		ACCRUED INTEREST ON SALE PACCAR FINANCIAL MTN 4.600% 1/31/29 CUSIP 69371RS80	4,587.86		
03/13/26	9,250,000	PURCHASED SALESFORCE INC 4.650% 3/15/29 CUSIP 79466LAR5 AT \$99.9780 ON TRADE DATE 03/11/2026 TO SETTLE ON 03/13/2026 CITIGROUP GBL MKTS/SALOMON BRO	9,247,965.00-	9,247,965.00	
03/02/26		INTEREST RECEIVED STATE STR CORP 4.729% 2/28/30 CUSIP 857477CW1 INTEREST ON 9,240,000.000 UNITS	218,479.80		
03/04/26	5,585,000-	SOLD TARGET CORP 1.950% 1/15/27 CUSIP 87612EBM7 AT \$98.4840 ON TRADE DATE 03/03/2026 TO SETTLE ON 03/04/2026 GOLDMAN SACHS	5,500,331.40	5,556,206.50-	55,875.10-
03/04/26		ACCRUED INTEREST ON SALE TARGET CORP 1.950% 1/15/27 CUSIP 87612EBM7	14,823.52		

STATEMENT OF TRANSACTIONS
FOR THE PERIOD MARCH 1, 2026 THROUGH MARCH 31, 2026

CITY OF SANTA CLARA- CUSTODY
ACCOUNT NUMBER XXXXXXXX

STATEMENT OF TRANSACTIONS

DATE	PAR VALUE/SHARES	DESCRIPTION	CASH	COST VALUE	REALIZED GAIN/LOSS
03/16/26		INTEREST RECEIVED TOYOTA AUTO ABS 4.110% 3/15/30 CUSIP 89238VAD0 \$0.00343/PV ON 4,705,000.00 PV DUE 3/15/26	16,114.63		
03/16/26		INTEREST RECEIVED TOYOTA AUTO REC ABS 4.340% 11/15/29 CUSIP 89231HAD8 \$0.00362/PV ON 4,385,000.00 PV DUE 3/15/26	15,859.08		
03/16/26		INTEREST RECEIVED TOYOTA AUTO REC ABS 5.540% 8/15/28 CUSIP 89239FAD4 \$0.00331/PV ON 1,238,493.08 PV DUE 3/15/26	5,717.71		
03/16/26	84,673.1-	PAID DOWN TOYOTA AUTO REC ABS 5.540% 8/15/28 CUSIP 89239FAD4 AT \$193.5997 ON TRADE DATE 03/15/2026 TO SETTLE ON 03/16/2026	84,673.10	84,663.97-	9.13
03/11/26		INTEREST RECEIVED TOYOTA MTR CR MTN 5.250% 9/11/28 CUSIP 89236TLB9 INTEREST ON 5,600,000.000 UNITS	147,000.00		
03/05/26	9,350,000-	SOLD U.S. TREASURY NOTES 2.750% 7/31/27 CUSIP 91282CFB2 AT \$98.8633 ON TRADE DATE 03/04/2026 TO SETTLE ON 03/05/2026 RBC DAIN RAUSCHER INC.	9,243,716.80	8,996,818.36-	246,898.44

STATEMENT OF TRANSACTIONS
FOR THE PERIOD MARCH 1, 2026 THROUGH MARCH 31, 2026

CITY OF SANTA CLARA- CUSTODY
ACCOUNT NUMBER XXXXXXXX

STATEMENT OF TRANSACTIONS

DATE	PAR VALUE/SHARES	DESCRIPTION	CASH	COST VALUE	REALIZED GAIN/LOSS
03/05/26		ACCRUED INTEREST ON SALE U.S. TREASURY NOTES 2.750% 7/31/27 CUSIP 91282CFB2	23,439.57		
03/02/26		INTEREST RECEIVED U.S. TREASURY NOTES 3.125% 8/31/29 CUSIP 91282CFJ5 INTEREST ON 10,650,000.000 UNITS	166,406.25		
03/31/26		INTEREST RECEIVED U.S. TREASURY NOTES 3.500% 9/30/29 CUSIP 91282CLN9 INTEREST ON 10,760,000.000 UNITS	188,300.00		
03/03/26	4,625,000	PURCHASED U.S. TREASURY NOTES 3.625% 2/28/31 CUSIP 91282CQD6 AT \$99.4922 ON TRADE DATE 03/02/2026 TO SETTLE ON 03/03/2026 BNP PARIBAS SECURITIES CORP/BO	4,601,513.67-	4,601,513.67	
03/03/26		ACCRUED INTEREST ON PURCHASE U.S. TREASURY NOTES 3.625% 2/28/31 CUSIP 91282CQD6	1,319.63-		
03/16/26	22,850,000	PURCHASED U.S. TREASURY NOTES 3.625% 2/28/31 CUSIP 91282CQD6 AT \$98.3594 ON TRADE DATE 03/13/2026 TO SETTLE ON 03/16/2026 CITIGROUP GBL MKTS/SALOMON BRO	22,475,117.19-	22,475,117.19	
03/16/26		ACCRUED INTEREST ON PURCHASE U.S. TREASURY NOTES 3.625% 2/28/31 CUSIP 91282CQD6	34,771.74-		

STATEMENT OF TRANSACTIONS
FOR THE PERIOD MARCH 1, 2026 THROUGH MARCH 31, 2026

CITY OF SANTA CLARA- CUSTODY
ACCOUNT NUMBER XXXXXXXX

STATEMENT OF TRANSACTIONS

DATE	PAR VALUE/SHARES	DESCRIPTION	CASH	COST VALUE	REALIZED GAIN/LOSS
03/20/26	6,025,000-	SOLD U.S. TREASURY NOTES 3.625% 2/28/31 CUSIP 91282CQD6 AT \$98.7305 ON TRADE DATE 03/17/2026 TO SETTLE ON 03/20/2026 BMOCM/BONDS	5,948,510.74	5,937,641.53-	10,869.21
03/20/26		ACCRUED INTEREST ON SALE U.S. TREASURY NOTES 3.625% 2/28/31 CUSIP 91282CQD6	11,460.60		
03/31/26		INTEREST RECEIVED U.S. TREASURY NOTES 3.625% 3/31/28 CUSIP 91282CGT2 INTEREST ON 2,680,000.000 UNITS	48,575.00		
03/02/26		INTEREST RECEIVED U.S. TREASURY NOTES 3.625% 8/31/29 CUSIP 91282CLK5 INTEREST ON 14,570,000.000 UNITS	264,081.25		
03/02/26		INTEREST RECEIVED U.S. TREASURY NOTES 3.625% 8/31/30 CUSIP 91282CNX5 INTEREST ON 24,425,000.000 UNITS	442,703.13		
03/31/26		INTEREST RECEIVED U.S. TREASURY NOTES 3.625% 9/30/30 CUSIP 91282CPA3 INTEREST ON 7,550,000.000 UNITS	136,843.75		
03/06/26	5,600,000-	SOLD U.S. TREASURY NOTES 3.750% 1/31/31 CUSIP 91282CPW5 AT \$100.4727 ON TRADE DATE 03/03/2026 TO SETTLE ON 03/06/2026 NOMURA SECURITIES INTL. INC.	5,626,468.75	5,580,312.50-	46,156.25

STATEMENT OF TRANSACTIONS
FOR THE PERIOD MARCH 1, 2026 THROUGH MARCH 31, 2026

CITY OF SANTA CLARA- CUSTODY
ACCOUNT NUMBER XXXXXXXX

STATEMENT OF TRANSACTIONS

DATE	PAR VALUE/SHARES	DESCRIPTION	CASH	COST VALUE	REALIZED GAIN/LOSS
03/06/26		ACCRUED INTEREST ON SALE U.S. TREASURY NOTES 3.750% 1/31/31 CUSIP 91282CPW5	19,723.76		
03/20/26	4,135,000	PURCHASED U.S. TREASURY NOTES 3.875% 4/30/30 CUSIP 91282CMZ1 AT \$100.0469 ON TRADE DATE 03/19/2026 TO SETTLE ON 03/20/2026 CITIGROUP GBL MKTS/SALOMON BRO	4,136,938.28-	4,136,938.28	
03/20/26		ACCRUED INTEREST ON PURCHASE U.S. TREASURY NOTES 3.875% 4/30/30 CUSIP 91282CMZ1	61,967.89-		
03/20/26	5,190,000	PURCHASED U.S. TREASURY NOTES 3.875% 4/30/30 CUSIP 91282CMZ1 AT \$100.0859 ON TRADE DATE 03/19/2026 TO SETTLE ON 03/20/2026 CITIGROUP GBL MKTS/SALOMON BRO	5,194,460.16-	5,194,460.16	
03/20/26		ACCRUED INTEREST ON PURCHASE U.S. TREASURY NOTES 3.875% 4/30/30 CUSIP 91282CMZ1	77,778.31-		
03/02/26		INTEREST RECEIVED U.S. TREASURY NOTES 4.000% 2/28/30 CUSIP 91282CGQ8 INTEREST ON 6,085,000.000 UNITS	121,700.00		
03/02/26		INTEREST RECEIVED U.S. TREASURY NOTES 4.000% 2/29/28 CUSIP 91282CGP0 INTEREST ON 23,105,000.000 UNITS	462,100.00		

STATEMENT OF TRANSACTIONS
FOR THE PERIOD MARCH 1, 2026 THROUGH MARCH 31, 2026

CITY OF SANTA CLARA- CUSTODY
ACCOUNT NUMBER XXXXXXXX

STATEMENT OF TRANSACTIONS

DATE	PAR VALUE/SHARES	DESCRIPTION	CASH	COST VALUE	REALIZED GAIN/LOSS
03/31/26		INTEREST RECEIVED U.S. TREASURY NOTES 4.125% 3/31/29 CUSIP 91282CKG5 INTEREST ON 10,050,000.000 UNITS	207,281.25		
03/31/26		INTEREST RECEIVED U.S. TREASURY NOTES 4.125% 9/30/27 CUSIP 91282CFM8 INTEREST ON 11,280,000.000 UNITS	232,650.00		
03/02/26		INTEREST RECEIVED U.S. TREASURY NOTES 4.250% 2/28/29 CUSIP 91282CKD2 INTEREST ON 7,225,000.000 UNITS	153,531.25		
03/05/26	14,100,000	PURCHASED U.S. TREASURY NOTES 4.250% 2/28/31 CUSIP 91282CKC4 AT \$102.5508 ON TRADE DATE 03/04/2026 TO SETTLE ON 03/05/2026 BANC OF AMERICA SECURITIES LLC	14,459,660.16-	14,459,660.16	
03/05/26		ACCRUED INTEREST ON PURCHASE U.S. TREASURY NOTES 4.250% 2/28/31 CUSIP 91282CKC4	8,141.98-		
03/02/26		INTEREST RECEIVED U.S. TREASURY NOTES 4.375% 8/31/28 CUSIP 91282CHX2 INTEREST ON 2,900,000.000 UNITS	63,437.50		
03/16/26	21,925,000-	SOLD U.S. TREASURY NOTES 4.500% 4/15/27 CUSIP 91282CKJ9 AT \$100.8555 ON TRADE DATE 03/13/2026 TO SETTLE ON 03/16/2026 RBC DAIN RAUSCHER INC.	22,112,561.52	22,050,041.02-	62,520.50

STATEMENT OF TRANSACTIONS
FOR THE PERIOD MARCH 1, 2026 THROUGH MARCH 31, 2026

CITY OF SANTA CLARA- CUSTODY
ACCOUNT NUMBER XXXXXXXX

STATEMENT OF TRANSACTIONS

DATE	PAR VALUE/SHARES	DESCRIPTION	CASH	COST VALUE	REALIZED GAIN/LOSS
03/16/26		ACCRUED INTEREST ON SALE U.S. TREASURY NOTES 4.500% 4/15/27 CUSIP 91282CKJ9	411,997.25		
03/05/26	5,250,000-	SOLD US TREASURY NOTE 2.375% 5/15/27 CUSIP 912828X88 AT \$98.5586 ON TRADE DATE 03/04/2026 TO SETTLE ON 03/05/2026 BNP PARIBAS SECURITIES CORP/BO	5,174,326.17	5,102,753.91-	71,572.26
03/05/26		ACCRUED INTEREST ON SALE US TREASURY NOTE 2.375% 5/15/27 CUSIP 912828X88	37,888.47		
03/03/26	5,000,000	PURCHASED VISA INC 4.100% 2/12/31 CUSIP 92826CAZ5 AT \$100.9700 ON TRADE DATE 03/02/2026 TO SETTLE ON 03/03/2026 MERRILL LYNCH, PIERCE, FENNER	5,048,500.00-	5,048,500.00	
03/03/26		ACCRUED INTEREST ON PURCHASE VISA INC 4.100% 2/12/31 CUSIP 92826CAZ5	11,958.33-		
03/20/26		INTEREST RECEIVED VOLKSWAGEN AUTO ABS 4.500% 8/20/29 CUSIP 92868MAD1 \$.00375/PV ON 6,905,000.00 PV DUE 3/20/26	25,893.75		
03/17/26	4,325,000	PURCHASED VR BANK OF AMERICA 2.496% 2/13/31 CUSIP 06051GHZ5 AT \$92.6930 ON TRADE DATE 03/16/2026 TO SETTLE ON 03/17/2026 MERRILL LYNCH, PIERCE, FENNER	4,008,972.25-	4,008,972.25	

STATEMENT OF TRANSACTIONS
FOR THE PERIOD MARCH 1, 2026 THROUGH MARCH 31, 2026

CITY OF SANTA CLARA- CUSTODY
ACCOUNT NUMBER XXXXXXXX

STATEMENT OF TRANSACTIONS

DATE	PAR VALUE/SHARES	DESCRIPTION	CASH	COST VALUE	REALIZED GAIN/LOSS
03/17/26		ACCRUED INTEREST ON PURCHASE VR BANK OF AMERICA 2.496% 2/13/31 CUSIP 06051GHZ5	10,195.47-		
03/25/26		INTEREST RECEIVED VR FHLMC MULTIFAMI 3.224% 3/25/27 CUSIP 3137BXQY1 \$0.00269/PV ON 8,000,000.00 PV DUE 3/25/26	21,493.34		
03/05/26	4,100,000-	SOLD VR JPMORGAN CHASE & 1.578% 4/22/27 CUSIP 46647PCB0 AT \$99.6830 ON TRADE DATE 03/04/2026 TO SETTLE ON 03/05/2026 GOLDMAN SACHS	4,087,003.00	3,710,746.00-	376,257.00
03/05/26		ACCRUED INTEREST ON SALE VR JPMORGAN CHASE & 1.578% 4/22/27 CUSIP 46647PCB0	23,902.32		
03/05/26	4,075,000	PURCHASED VR JPMORGAN CHASE & 4.203% 7/23/29 CUSIP 46647PAV8 AT \$100.2570 ON TRADE DATE 03/04/2026 TO SETTLE ON 03/05/2026 WELLS FARGO SECURITIES, LLC	4,085,472.75-	4,085,472.75	
03/05/26		ACCRUED INTEREST ON PURCHASE VR JPMORGAN CHASE & 4.203% 7/23/29 CUSIP 46647PAV8	19,981.76-		
03/20/26	4,085,000-	SOLD WALMART INC 4.350% 4/28/30 CUSIP 931142FN8 AT \$101.0500 ON TRADE DATE 03/19/2026 TO SETTLE ON 03/20/2026 TORONTO DOMINION SECURITIES (U	4,127,892.50	4,106,430.48-	21,462.02

STATEMENT OF TRANSACTIONS
FOR THE PERIOD MARCH 1, 2026 THROUGH MARCH 31, 2026

CITY OF SANTA CLARA- CUSTODY
ACCOUNT NUMBER XXXXXXXX

STATEMENT OF TRANSACTIONS

DATE	PAR VALUE/SHARES	DESCRIPTION	CASH	COST VALUE	REALIZED GAIN/LOSS
03/20/26		ACCRUED INTEREST ON SALE WALMART INC 4.350% 4/28/30 CUSIP 931142FN8	70,091.79		
03/20/26	5,135,000-	SOLD WALMART INC 4.350% 4/28/30 CUSIP 931142FN8 AT \$101.0320 ON TRADE DATE 03/19/2026 TO SETTLE ON 03/20/2026 TORONTO DOMINION SECURITIES (U	5,187,993.20	5,161,938.92-	26,054.28
03/20/26		ACCRUED INTEREST ON SALE WALMART INC 4.350% 4/28/30 CUSIP 931142FN8	88,108.04		
<u>ENDING BALANCE</u>			<u>0.00</u>	<u>1,257,387,984.34</u>	

INVESTMENT AND INSURANCE PRODUCTS ARE:

- NOT INSURED BY THE FEDERAL DEPOSIT INSURANCE CORPORATION (FDIC) OR ANY FEDERAL GOVERNMENT AGENCY
- NOT A DEPOSIT, OBLIGATION OF, OR GUARANTEED BY ANY BANK OR BANKING AFFILIATE
- SUBJECT TO INVESTMENT RISKS AND MAY LOSE VALUE, INCLUDING POSSIBLE LOSS OF PRINCIPAL AMOUNT INVESTED