



City of Santa Clara

The Center of What's Possible

MONTHLY INVESTMENT REPORT

June 2025

City of Santa Clara

Monthly Investment Report

TABLE OF CONTENTS

		Page #
1	Summary of Investment Portfolio	1
2	Summary of Investments	5
3	Investment Maturity Distribution Schedule	6
4	Attachment A: Investment Inventory With Market Value	7
5	Attachment B: Statement of Transactions	13

CITY OF SANTA CLARA SUMMARY OF INVESTMENT PORTFOLIO

All securities held by the City of Santa Clara as of June 30, 2025 were in compliance with the City's Investment Policy Statement regarding current market strategy and long-term goals and objectives. All securities held are rated A or higher by two nationally recognized rating agencies. There is adequate cash flow and maturity of investments to meet the City's needs for the next six months.

The following table provides the breakdown of the total portfolio among the City, the Sports and Open Space Authority (SOSA), and the Housing Authority (HA) as of June 30, 2025.

	<u>COST VALUE</u>	<u>PERCENTAGE</u>
City	\$1,438,702,081	99.92%
SOSA	6,568	0.00%
HA	<u>1,110,728</u>	<u>0.08%</u>
Unrestricted	\$1,439,819,377	<u>100.00%</u>
Restricted Bond Proceeds	<u>2,457,804</u>	
Total Investments	<u>\$1,442,277,181</u>	

On June 30, 2025 the cost value and market value of the City's unrestricted pooled investment portfolio were \$1,439,819,377 and \$1,448,842,250 respectively.

Investment Strategy and Market Update

As expected, at the meeting held on June 18 the Federal Reserve (Fed) held the target range for the overnight rate unchanged at 4.25% to 4.50%. In its press release, the Fed noted uncertainty has diminished since April but remains elevated. During the press conference, Fed Chair Jerome Powell noted that the effect, size, and duration of tariffs are all highly uncertain and that warrants the Fed remaining on hold as it continues to observe the data.

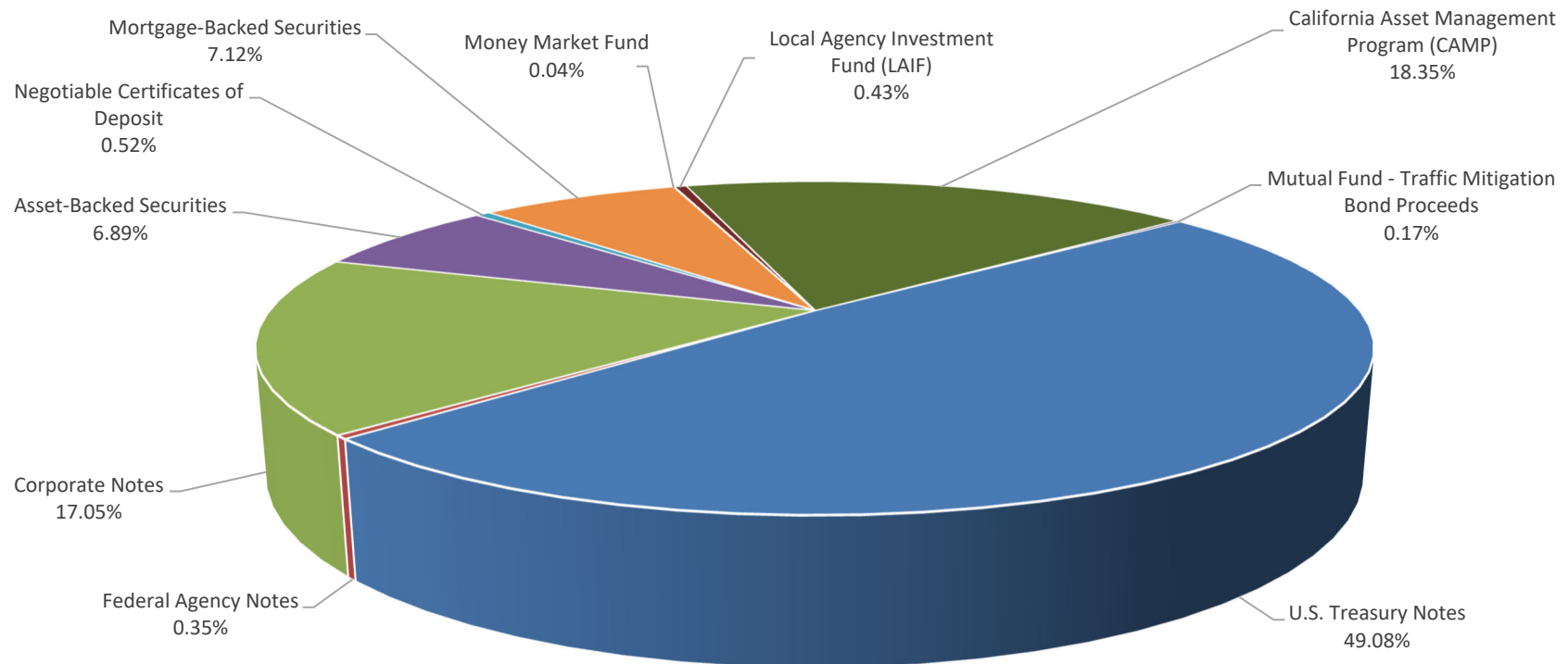
The Core Personal Consumption Expenditures Index (PCE), the Fed's preferred measure of inflation, rose a modest 0.2% over the prior month. This marks the third straight month of benign inflation readings, but the future impact of tariffs remains uncertain and supports the Fed's patience before it resumes cutting rates. The June jobs report surprised the market to the upside with 147,000 new jobs created while the unemployment rate dipped to 4.1%. However, these figures masked underlying softness in the labor market as job growth in the private sector rose at the slowest pace in over six months and the decline in the unemployment rate was driven by a drop in labor force participation.

Yields on 3-month, 2-year, and 10-year U.S. Treasuries ended June at 4.29%, 3.72%, and 4.23%, representing decreases of -4bps, -18 bps, and -17 bps, respectively.

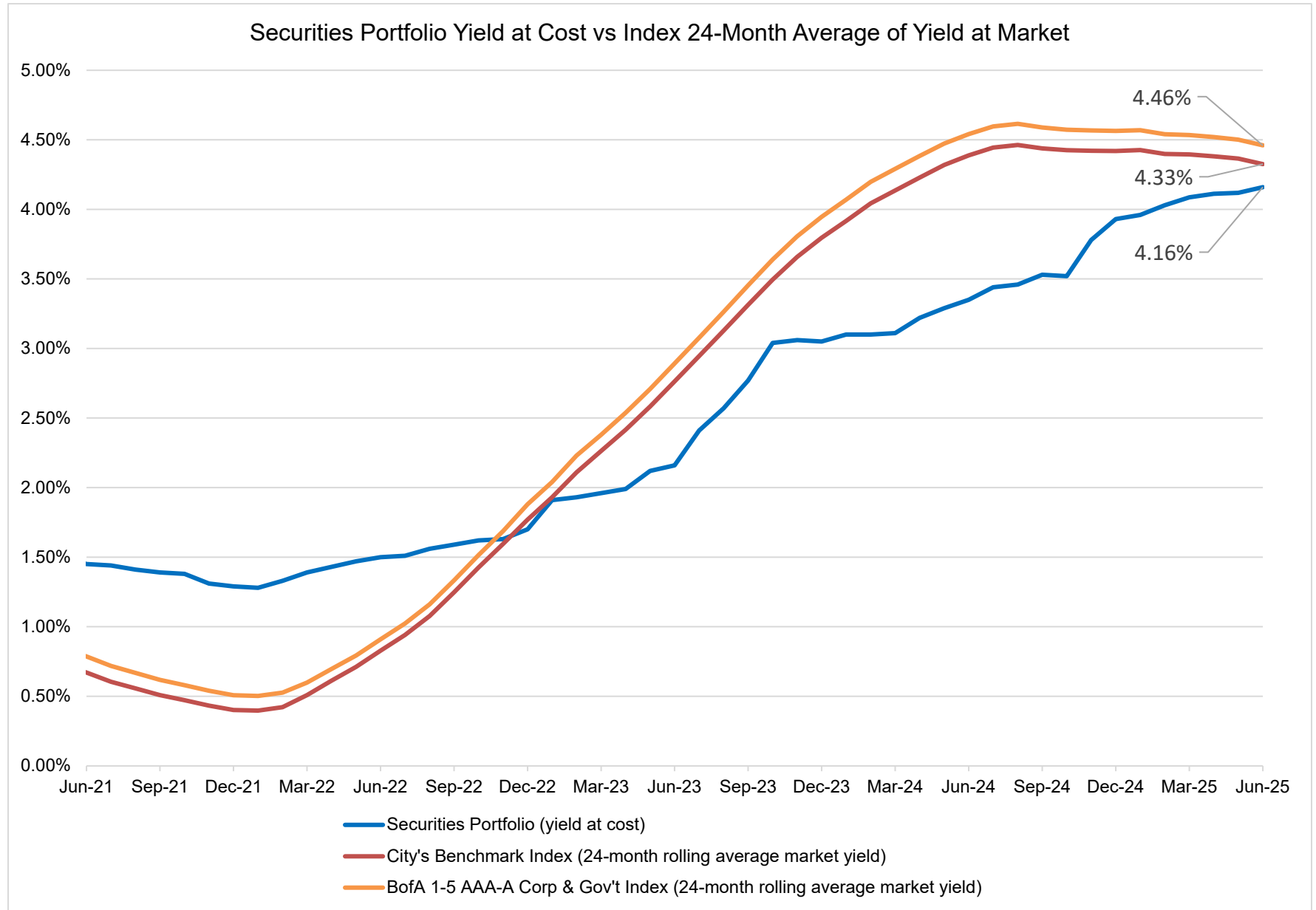
Fixed income indices produced positive returns for the month due to lower yields across the curve. The ICE BofA 3-month, 2-year, and 10-year U.S. Treasury indices returned +0.33%, +0.59%, and +1.63%, respectively.

The City's investment strategy for June 2025 was to invest funds not required to meet current obligations, in securities listed in the prevailing Investment Policy Statement, with maturities not to exceed five years from date of purchase. This strategy ensures safety of the City's funds, provides liquidity to meet the City's cash needs, and earns a reasonable portfolio return. PFM Asset Management LLC began actively managing the City's securities portfolio on September 1, 2020.

As of June 30, 2025, 49.08% of the City's portfolio consists of U.S. Treasury Notes, 18.35% consists of California Asset Management Program (CAMP), 17.05% consists of investment grade Corporate Notes, 7.12% consists of investment grade Mortgage-Backed Securities, 6.89% consists of investment grade Asset-Back Securities, 0.52% consists of Negotiable Certificates of Deposit, 0.43% consists of Local Agency Investment Fund (LAIF), and 0.35% consists of Federal Agencies. In addition, City bond proceeds are invested in separate funds and are not included in the calculation of the City's portfolio yield.



The City's securities portfolio is benchmarked against the ICE BAML 1-5 US Treasury Index.



The following table summarizes the investment yields other information of the City's investment portfolio components, along with comparable-maturity market indices. Also shown are the monthly interest income and aggregate year-to-date income.

	Current Month <u>6/30/2025</u>
Investment Yield	
Liquidity Portfolio ¹	4.36%
<i>LAIF average monthly yield</i>	<i>4.27%</i>
Securities Portfolio ²	4.16%
<i>ICE BAML 1-5 US Treasury Index (24-month rolling average market yield)</i>	<i>4.33%</i>
<i>ICE BAML 1-5 AAA-A US Corporate & Government Index (24-month rolling average market yield)</i>	<i>4.46%</i>
City Portfolio (Liquidity + Securities)	4.20%
Investment Total Return*	
Securities Portfolio	0.80%
<i>ICE BAML 1-5 US Treasury Index</i>	<i>0.74%</i>
<i>ICE BAML 1-5 AAA-A US Corporate & Government Index</i>	<i>0.77%</i>
Average Maturity of Investments (in years)	
Liquidity Portfolio ¹	0.09
Securities Portfolio ²	2.95
City Portfolio (Liquidity + Securities)	2.40
<i>ICE BAML 1-5 US Treasury Index</i>	<i>2.73</i>
<i>ICE BAML 1-5 AAA-A US Corporate & Government Index</i>	<i>2.78</i>
Cash Interest Income Current Month ³	\$ 7,211,746
Cash Interest Income Fiscal Year-To-Date ³	\$ 49,978,144

1. Consists of CAMP Pool, LAIF, Dreyfus Traffic Mitigation Fund, & Principal Sweep Account

2. Core long term portfolio managed by PFM Asset Management

3. Cash basis

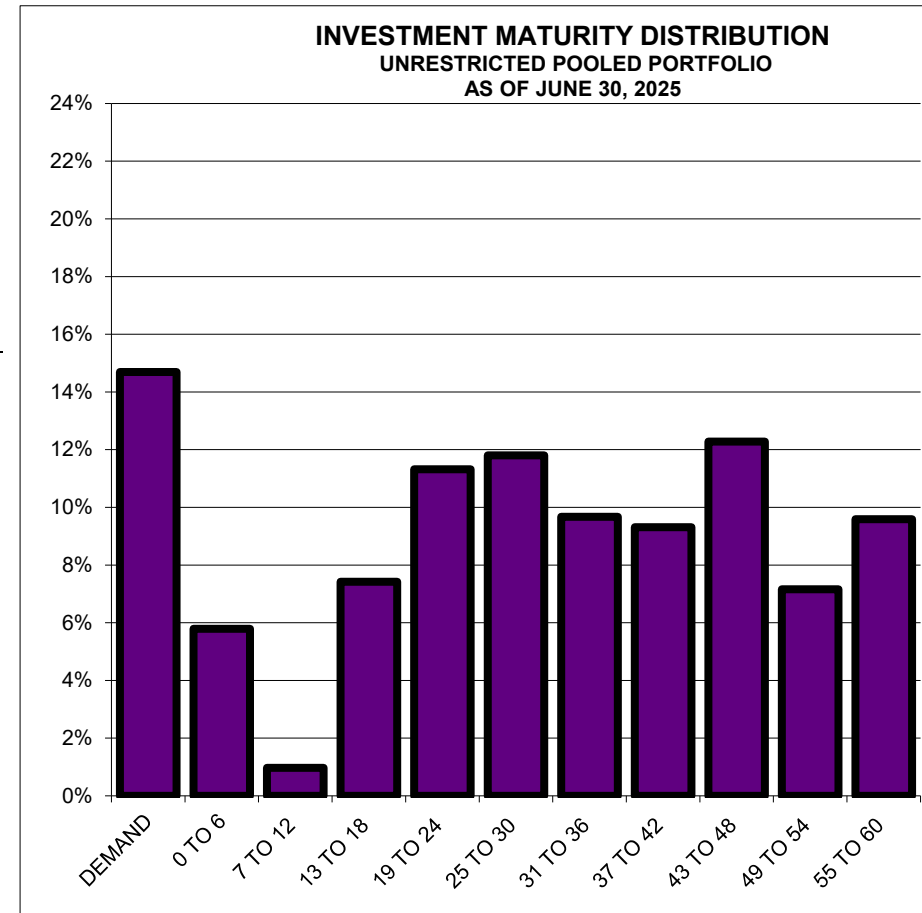
* Total rate of return including earnings, distributions, and capital appreciation/depreciation of all portfolio assets

CITY OF SANTA CLARA
SUMMARY OF INVESTMENTS JUNE 30, 2025

<u>INVESTMENT TYPE</u>	<u>COST VALUE</u>	<u>% OF PORTFOLIO</u>	<u>PER INVESTMENT POLICY</u>
U.S. Treasury Notes	707,924,107	49.08%	No Limit
Federal Agency Notes	4,998,000	0.35%	80%
Corporate Notes	245,959,824	17.05%	25%
Asset-Backed Securities	99,334,308	6.89%	10%
Negotiable Certificates of Deposit	7,500,000	0.52%	30%
Mortgage-Backed Securities	102,656,270	7.12%	15%
Money Market Fund	527,323	0.04%	10% Per Fund
Local Agency Investment Fund (LAIF)	6,210,979	0.43%	\$75 M
California Asset Management Program (CAMP)	264,708,566	18.35%	No Limit
Mutual Fund - Traffic Mitigation Bond Proceeds	2,457,804	0.17%	10% Per Fund
TOTAL INVESTMENTS	\$ 1,442,277,181	100.00%	

**INVESTMENT MATURITY DISTRIBUTION
AS OF JUNE 30, 2025
UNRESTRICTED POOLED PORTFOLIO**

MATURITY (IN MONTHS)	COST VALUE	NUMBER OF INVESTMENTS	DISTRIBUTION
DEMAND (a)	\$ 211,446,867 (a)	3	14.69%
0 TO 6	83,323,314	9	5.79%
7 TO 12	13,934,520	2	0.97%
13 TO 18	106,832,969	10	7.42%
19 TO 24	163,009,390	21	11.32%
25 TO 30	169,878,562	18	11.80%
31 TO 36	139,285,380	26	9.67%
37 TO 42	134,081,314	24	9.31%
43 TO 48	176,753,982	26	12.28%
49 TO 54	103,155,168	19	7.16%
55 TO 60	138,117,911	23	9.59%
TOTAL	<u>\$ 1,439,819,377</u>	<u>181</u>	<u>100.00%</u>



Average Maturity of Unrestricted Pool: 2.40 Years

(a) \$20 million is earmarked for the City's Electric Utility power-trading.

City of Santa Clara Monthly Report

6/30/2025

Description	Issue Date	Coupon Rate	Maturity Date	CUSIP	Par Value	S&P Rating	Settle Date	Cost Value	YTM at Cost	Market Value	Unrealized G/L
UNITED STATES TREASURY	9/15/2023	4.625%	9/15/2026	91282CHY0	12,640,000.00	AA+	11/21/2024	12,653,684.22	4.32%	12,741,752.00	88,067.78
UNITED STATES TREASURY	10/16/2023	4.625%	10/15/2026	91282CJC6	9,975,000.00	AA+	1/13/2025	10,019,809.57	4.35%	10,063,877.25	44,067.68
UNITED STATES TREASURY	11/15/2023	4.625%	11/15/2026	91282CJK8	24,250,000.00	AA+	11/20/2024	24,413,876.95	4.27%	24,484,982.50	71,105.55
UNITED STATES TREASURY	11/15/2023	4.625%	11/15/2026	91282CJK8	13,925,000.00	AA+	10/16/2024	14,115,380.86	3.93%	14,059,933.25	-55,447.61
UNITED STATES TREASURY	12/15/2023	4.375%	12/15/2026	91282CJP7	12,575,000.00	AA+	6/2/2025	12,642,295.90	4.01%	12,668,809.50	26,513.60
UNITED STATES TREASURY	12/15/2023	4.375%	12/15/2026	91282CJP7	11,110,000.00	AA+	12/18/2024	11,138,642.97	4.24%	11,192,880.60	54,237.63
UNITED STATES TREASURY	1/31/2025	4.125%	1/31/2027	91282CMH1	4,065,000.00	AA+	2/3/2025	4,058,013.28	4.22%	4,083,577.05	25,563.77
UNITED STATES TREASURY	1/31/2025	4.125%	1/31/2027	91282CMH1	2,400,000.00	AA+	2/18/2025	2,394,281.25	4.25%	2,410,968.00	16,686.75
UNITED STATES TREASURY	2/15/2024	4.125%	2/15/2027	91282CKA8	12,205,000.00	AA+	12/19/2024	12,180,208.59	4.22%	12,263,706.05	83,497.46
UNITED STATES TREASURY	4/15/2024	4.500%	4/15/2027	91282CKJ9	21,925,000.00	AA+	11/20/2024	22,050,041.02	4.25%	22,198,185.50	148,144.48
UNITED STATES TREASURY	5/15/2017	2.375%	5/15/2027	912828X88	5,400,000.00	AA+	8/8/2022	5,248,546.88	3.01%	5,266,458.00	17,911.12
UNITED STATES TREASURY	5/15/2024	4.500%	5/15/2027	91282CKR1	15,280,000.00	AA+	12/18/2024	15,373,112.50	4.23%	15,481,084.80	107,972.30
UNITED STATES TREASURY	5/15/2024	4.500%	5/15/2027	91282CKR1	2,200,000.00	AA+	9/17/2024	2,257,492.19	3.46%	2,228,952.00	-28,540.19
UNITED STATES TREASURY	6/17/2024	4.625%	6/15/2027	91282CKV2	27,665,000.00	AA+	9/27/2024	28,426,868.16	3.55%	28,123,132.40	-303,735.76
UNITED STATES TREASURY	6/17/2024	4.625%	6/15/2027	91282CKV2	5,020,000.00	AA+	10/22/2024	5,102,947.66	3.96%	5,103,131.20	183.54
UNITED STATES TREASURY	6/17/2024	4.625%	6/15/2027	91282CKV2	10,000,000.00	AA+	10/16/2024	10,188,671.88	3.87%	10,165,600.00	-23,071.88
UNITED STATES TREASURY	8/1/2022	2.750%	7/31/2027	91282CFB2	9,350,000.00	AA+	9/14/2022	8,996,818.36	3.60%	9,167,768.50	170,950.14
UNITED STATES TREASURY	8/15/1997	6.375%	8/15/2027	912810FA1	9,390,000.00	AA+	10/5/2023	9,913,052.34	4.78%	9,900,252.60	-12,799.74
UNITED STATES TREASURY	8/15/2017	2.250%	8/15/2027	9128282R0	11,115,000.00	AA+	9/6/2022	10,537,975.20	3.40%	10,781,550.00	243,574.80
UNITED STATES TREASURY	9/30/2022	4.125%	9/30/2027	91282CFM8	7,495,000.00	AA+	10/11/2024	7,546,528.13	3.88%	7,563,204.50	16,676.37
UNITED STATES TREASURY	9/30/2022	4.125%	9/30/2027	91282CFM8	3,785,000.00	AA+	11/3/2022	3,760,308.79	4.27%	3,819,443.50	59,134.71
UNITED STATES TREASURY	10/31/2022	4.125%	10/31/2027	91282CFU0	42,865,000.00	AA+	3/6/2025	43,036,439.69	4.02%	43,256,786.10	220,346.41
UNITED STATES TREASURY	10/31/2022	4.125%	10/31/2027	91282CFU0	16,115,000.00	AA+	9/17/2024	16,442,335.94	3.43%	16,262,291.10	-180,044.84
UNITED STATES TREASURY	10/31/2022	4.125%	10/31/2027	91282CFU0	4,750,000.00	AA+	1/31/2023	4,833,310.55	3.72%	4,793,415.00	-39,895.55
UNITED STATES TREASURY	10/31/2022	4.125%	10/31/2027	91282CFU0	4,255,000.00	AA+	12/13/2022	4,309,517.19	3.83%	4,293,890.70	-15,626.49
UNITED STATES TREASURY	10/31/2022	4.125%	10/31/2027	91282CFU0	18,960,000.00	AA+	10/11/2024	19,088,128.13	3.89%	19,133,294.40	45,166.27
UNITED STATES TREASURY	11/17/1997	6.125%	11/15/2027	912810FB9	3,100,000.00	AA+	7/24/2024	3,288,058.59	4.14%	3,269,663.00	-18,395.59
UNITED STATES TREASURY	11/30/2022	3.875%	11/30/2027	91282CFZ9	7,130,000.00	AA+	9/5/2024	7,182,917.97	3.63%	7,157,307.90	-25,610.07
UNITED STATES TREASURY	1/3/2023	3.875%	12/31/2027	91282CGC9	8,255,000.00	AA+	1/31/2023	8,320,459.57	3.70%	8,289,836.10	-30,623.47
UNITED STATES TREASURY	1/3/2023	3.875%	12/31/2027	91282CGC9	7,325,000.00	AA+	2/8/2023	7,333,583.98	3.85%	7,355,911.50	22,327.52
UNITED STATES TREASURY	1/3/2023	3.875%	12/31/2027	91282CGC9	4,850,000.00	AA+	2/2/2023	4,906,078.13	3.62%	4,870,467.00	-35,611.13
UNITED STATES TREASURY	1/3/2023	3.875%	12/31/2027	91282CGC9	7,175,000.00	AA+	9/27/2024	7,247,030.27	3.54%	7,205,278.50	-41,751.77
UNITED STATES TREASURY	1/31/2023	3.500%	1/31/2028	91282CGH8	855,000.00	AA+	5/16/2023	855,400.78	3.49%	850,656.60	-4,744.18
UNITED STATES TREASURY	2/28/2023	4.000%	2/29/2028	91282CGP0	8,080,000.00	AA+	1/26/2024	8,002,541.98	4.05%	8,141,246.40	138,704.42
UNITED STATES TREASURY	2/28/2023	4.000%	2/29/2028	91282CGP0	7,360,000.00	AA+	5/16/2023	7,532,500.00	3.46%	7,415,788.80	-116,711.20
UNITED STATES TREASURY	2/28/2023	4.000%	2/29/2028	91282CGP0	2,450,000.00	AA+	3/7/2023	2,422,820.31	4.25%	2,468,571.00	45,750.69
UNITED STATES TREASURY	2/28/2023	4.000%	2/29/2028	91282CGP0	5,215,000.00	AA+	10/11/2024	5,230,685.74	3.90%	5,254,529.70	23,843.96
UNITED STATES TREASURY	3/31/2023	3.625%	3/31/2028	91282CGT2	2,680,000.00	AA+	5/4/2023	2,691,241.91	3.42%	2,675,390.40	-15,851.51
UNITED STATES TREASURY	5/1/2023	3.500%	4/30/2028	91282CHA2	5,075,000.00	AA+	5/2/2023	5,042,488.28	3.64%	5,047,442.75	4,954.47
UNITED STATES TREASURY	5/31/2023	3.625%	5/31/2028	91282CHE4	11,735,000.00	AA+	6/5/2023	11,695,577.73	3.70%	11,710,239.15	14,661.42
UNITED STATES TREASURY	5/31/2023	3.625%	5/31/2028	91282CHE4	10,115,000.00	AA+	3/3/2025	10,002,391.60	3.99%	10,093,657.35	91,265.75
UNITED STATES TREASURY	5/31/2023	3.625%	5/31/2028	91282CHE4	8,285,000.00	AA+	1/26/2024	8,149,074.22	4.04%	8,267,518.65	118,444.43
UNITED STATES TREASURY	6/30/2023	4.000%	6/30/2028	91282CHK0	11,300,000.00	AA+	7/10/2023	11,117,699.22	4.36%	11,397,067.00	279,367.78
UNITED STATES TREASURY	6/30/2023	4.000%	6/30/2028	91282CHK0	1,700,000.00	AA+	7/3/2023	1,687,183.59	4.17%	1,714,603.00	27,419.41
UNITED STATES TREASURY	7/31/2023	4.125%	7/31/2028	91282CHQ7	4,950,000.00	AA+	8/2/2023	4,921,962.89	4.25%	5,009,746.50	87,783.61
UNITED STATES TREASURY	8/31/2023	4.375%	8/31/2028	91282CHX2	7,940,000.00	AA+	1/26/2024	8,054,137.50	4.03%	8,096,656.20	42,518.70

City of Santa Clara Monthly Report

6/30/2025

Description	Issue Date	Coupon Rate	Maturity Date	CUSIP	Par Value	S&P Rating	Settle Date	Cost Value	YTM at Cost	Market Value	Unrealized G/L
UNITED STATES TREASURY	8/31/2023	4.375%	8/31/2028	91282CHX2	1,735,000.00	AA+	8/31/2023	1,742,726.17	4.28%	1,769,231.55	26,505.38
UNITED STATES TREASURY	10/31/2023	4.875%	10/31/2028	91282CJF9	5,900,000.00	AA+	1/4/2024	6,140,839.84	3.94%	6,112,046.00	-28,793.84
UNITED STATES TREASURY	10/31/2023	4.875%	10/31/2028	91282CJF9	5,160,000.00	AA+	1/8/2024	5,355,717.19	4.00%	5,345,450.40	-10,266.79
UNITED STATES TREASURY	11/16/1998	5.250%	11/15/2028	912810FF0	11,160,000.00	AA+	9/17/2024	11,969,100.00	3.37%	11,692,666.80	-276,433.20
UNITED STATES TREASURY	11/30/2023	4.375%	11/30/2028	91282CJN2	8,025,000.00	AA+	1/26/2024	8,150,704.10	4.01%	8,192,080.50	41,376.40
UNITED STATES TREASURY	1/2/2024	3.750%	12/31/2028	91282CJR3	14,950,000.00	AA+	1/19/2024	14,770,132.81	4.02%	14,963,455.00	193,322.19
UNITED STATES TREASURY	1/2/2024	3.750%	12/31/2028	91282CJR3	6,250,000.00	AA+	1/4/2024	6,202,148.44	3.92%	6,255,625.00	53,476.56
UNITED STATES TREASURY	1/31/2024	4.000%	1/31/2029	91282CJW2	6,400,000.00	AA+	2/13/2024	6,367,750.00	4.11%	6,457,728.00	89,978.00
UNITED STATES TREASURY	1/31/2024	4.000%	1/31/2029	91282CJW2	5,030,000.00	AA+	2/14/2024	4,968,107.42	4.28%	5,075,370.60	107,263.18
UNITED STATES TREASURY	1/31/2024	4.000%	1/31/2029	91282CJW2	4,735,000.00	AA+	9/5/2024	4,814,348.24	3.58%	4,777,709.70	-36,638.54
UNITED STATES TREASURY	2/16/1999	5.250%	2/15/2029	912810FG8	8,610,000.00	AA+	7/24/2024	9,040,500.00	4.04%	9,077,523.00	37,023.00
UNITED STATES TREASURY	2/29/2024	4.250%	2/28/2029	91282CKD2	4,375,000.00	AA+	9/27/2024	4,498,046.88	3.56%	4,452,087.50	-45,959.38
UNITED STATES TREASURY	2/29/2024	4.250%	2/28/2029	91282CKD2	2,850,000.00	AA+	3/7/2024	2,867,923.83	4.11%	2,900,217.00	32,293.17
UNITED STATES TREASURY	4/1/2024	4.125%	3/31/2029	91282CKG5	10,050,000.00	AA+	4/11/2024	9,938,900.39	4.37%	10,185,876.00	246,975.61
UNITED STATES TREASURY	4/30/2024	4.625%	4/30/2029	91282CKP5	16,425,000.00	AA+	4/30/2024	16,412,167.97	4.64%	16,938,281.25	526,113.28
UNITED STATES TREASURY	4/30/2024	4.625%	4/30/2029	91282CKP5	5,625,000.00	AA+	8/2/2024	5,809,570.31	3.86%	5,800,781.25	-8,789.06
UNITED STATES TREASURY	5/31/2024	4.500%	5/31/2029	91282CKT7	4,950,000.00	AA+	6/7/2024	4,993,892.58	4.30%	5,084,986.50	91,093.92
UNITED STATES TREASURY	7/1/2024	4.250%	6/30/2029	91282CKX8	24,360,000.00	AA+	9/5/2024	25,072,406.07	3.58%	24,812,852.40	-259,553.67
UNITED STATES TREASURY	7/1/2024	4.250%	6/30/2029	91282CKX8	1,100,000.00	AA+	8/15/2024	1,128,316.41	3.67%	1,120,449.00	-7,867.41
UNITED STATES TREASURY	7/1/2024	4.250%	6/30/2029	91282CKX8	7,590,000.00	AA+	7/3/2024	7,538,411.72	4.40%	7,731,098.10	192,686.38
UNITED STATES TREASURY	7/1/2024	4.250%	6/30/2029	91282CKX8	16,955,000.00	AA+	7/3/2024	16,858,965.82	4.38%	17,270,193.45	411,227.63
UNITED STATES TREASURY	7/31/2024	4.000%	7/31/2029	91282CLC3	9,575,000.00	AA+	9/17/2024	9,819,237.30	3.43%	9,664,430.50	-154,806.80
UNITED STATES TREASURY	8/31/2022	3.125%	8/31/2029	91282CFJ5	10,650,000.00	AA+	9/27/2024	10,429,095.70	3.59%	10,392,909.00	-36,186.70
UNITED STATES TREASURY	9/3/2024	3.625%	8/31/2029	91282CLK5	12,700,000.00	AA+	9/5/2024	12,736,214.84	3.56%	12,637,008.00	-99,206.84
UNITED STATES TREASURY	9/3/2024	3.625%	8/31/2029	91282CLK5	1,870,000.00	AA+	9/3/2024	1,864,156.25	3.69%	1,860,724.80	-3,431.45
UNITED STATES TREASURY	9/30/2024	3.500%	9/30/2029	91282CLN9	5,575,000.00	AA+	10/10/2024	5,481,792.97	3.87%	5,518,804.00	37,011.03
UNITED STATES TREASURY	9/30/2024	3.500%	9/30/2029	91282CLN9	5,185,000.00	AA+	10/8/2024	5,101,756.45	3.86%	5,132,735.20	30,978.75
UNITED STATES TREASURY	10/31/2024	4.125%	10/31/2029	91282CLR0	3,175,000.00	AA+	10/31/2024	3,172,395.51	4.14%	3,220,402.50	48,006.99
UNITED STATES TREASURY	10/31/2024	4.125%	10/31/2029	91282CLR0	1,140,000.00	AA+	11/15/2024	1,131,539.06	4.29%	1,156,302.00	24,762.94
UNITED STATES TREASURY	12/2/2024	4.125%	11/30/2029	91282CMA6	13,100,000.00	AA+	12/6/2024	13,123,539.06	4.08%	13,292,439.00	168,899.94
UNITED STATES TREASURY	12/2/2024	4.125%	11/30/2029	91282CMA6	2,700,000.00	AA+	12/31/2024	2,672,472.66	4.36%	2,739,663.00	67,190.34
UNITED STATES TREASURY	12/2/2024	4.125%	11/30/2029	91282CMA6	5,200,000.00	AA+	12/13/2024	5,178,265.63	4.22%	5,276,388.00	98,122.37
UNITED STATES TREASURY	1/31/2025	4.250%	1/31/2030	91282CMG3	5,100,000.00	AA+	2/5/2025	5,081,200.85	4.33%	5,200,623.00	119,422.15
UNITED STATES TREASURY	1/31/2025	4.250%	1/31/2030	91282CMG3	1,115,000.00	AA+	2/6/2025	1,115,261.33	4.24%	1,136,998.95	21,737.62
UNITED STATES TREASURY	1/31/2025	4.250%	1/31/2030	91282CMG3	10,000.00	AA+	1/31/2025	9,970.70	4.32%	10,197.30	226.60
UNITED STATES TREASURY	2/28/2023	4.000%	2/28/2030	91282CGQ8	6,085,000.00	AA+	3/6/2025	6,054,099.61	4.11%	6,144,207.05	90,107.44
UNITED STATES TREASURY	5/31/2023	3.750%	5/31/2030	91282CHF1	3,945,000.00	AA+	6/5/2025	3,900,310.55	4.00%	3,936,202.65	35,892.10
U.S. Treasury Bond / Note					Subtotal	703,650,000.00		707,924,107.12		711,136,247.95	3,212,140.83
FREDDIE MAC	8/30/2022	4.050%	8/28/2025	3134GXS54	5,000,000.00	AA+	8/30/2022	4,998,000.00	4.06%	4,996,750.00	-1,250.00
FHLMC Medium Term Note					Subtotal	5,000,000.00		4,998,000.00		4,996,750.00	-1,250.00

City of Santa Clara Monthly Report

6/30/2025

Description	Issue Date	Coupon Rate	Maturity Date	CUSIP	Par Value	S&P Rating	Settle Date	Cost Value	YTM at Cost	Market Value	Unrealized G/L
FANNIE MAE-ACES	7/1/2023	4.190%	7/1/2028	3136BQDE6	8,357,438.45	AA+	11/30/2023	8,033,260.89	5.14%	8,358,942.77	325,681.88
FANNIE MAE-ACES	7/1/2023	4.190%	7/1/2028	3136BQDE6	7,259,032.22	AA+	7/31/2023	7,135,968.94	4.58%	7,260,338.85	124,369.91
FHLMC MULTIFAMILY STRUCTURED PASS THROU	1/1/2017	3.347%	11/1/2026	3137BTUM1	5,155,215.52	AA+	5/24/2023	4,996,531.57	4.29%	5,094,847.95	98,316.38
FHLMC MULTIFAMILY STRUCTURED PASS THROU	5/1/2017	3.224%	3/1/2027	3137BXQY1	8,000,000.00	AA+	8/18/2023	7,546,250.00	4.94%	7,878,960.00	332,710.00
FHLMC MULTIFAMILY STRUCTURED PASS THROU	7/1/2017	3.243%	4/1/2027	3137F1G44	4,545,000.00	AA+	8/18/2023	4,285,260.35	4.93%	4,473,234.45	187,974.10
FHLMC MULTIFAMILY STRUCTURED PASS THROU	8/1/2017	3.117%	6/1/2027	3137F2LJ3	6,525,000.00	AA+	8/22/2023	6,101,894.53	4.97%	6,409,507.50	307,612.97
FHLMC MULTIFAMILY STRUCTURED PASS THROU	7/1/2023	4.819%	6/1/2028	3137HACX2	7,500,000.00	AA+	7/20/2023	7,574,910.00	4.59%	7,635,450.00	60,540.00
FHLMC MULTIFAMILY STRUCTURED PASS THROU	7/1/2023	4.777%	6/1/2028	3137HAD45	6,014,630.11	AA+	7/27/2023	6,014,479.76	4.78%	6,063,649.35	49,169.59
FHLMC MULTIFAMILY STRUCTURED PASS THROU	10/1/2023	4.740%	8/1/2028	3137HAQ74	5,750,000.00	AA+	10/19/2023	5,623,868.00	5.25%	5,848,957.50	225,089.50
FHLMC MULTIFAMILY STRUCTURED PASS THROU	2/1/2025	4.850%	1/1/2030	3137HJZY6	9,019,000.00	AA+	2/27/2025	9,076,532.20	4.70%	9,256,109.51	179,577.31
FHLMC MULTIFAMILY STRUCTURED PASS THROU	4/1/2025	4.478%	1/1/2030	3137HKQC1	10,570,000.00	AA+	4/10/2025	10,643,049.27	4.32%	10,694,726.00	51,676.73
FHLMC MULTIFAMILY STRUCTURED PASS THROU	4/1/2025	4.410%	1/1/2030	3137HKXJ8	4,010,000.00	AA+	4/24/2025	4,009,859.65	4.41%	4,046,250.40	36,390.75
FHLMC MULTIFAMILY STRUCTURED PASS THROU	3/1/2025	4.430%	2/1/2030	3137HKPF5	5,960,000.00	AA+	3/20/2025	5,959,934.44	4.43%	6,016,441.20	56,506.76
FHLMC MULTIFAMILY STRUCTURED PASS THROU	5/1/2025	4.513%	2/1/2030	3137HLJA1	4,285,000.00	AA+	5/29/2025	4,284,880.02	4.51%	4,341,647.70	56,767.68
FHLMC MULTIFAMILY STRUCTURED PASS THROU	6/1/2025	4.348%	2/1/2030	3137HLXV9	11,370,000.00	AA+	6/12/2025	11,369,590.68	4.35%	11,444,132.40	74,541.72
Federal Agency Commercial Mortgage-Backed Security					Subtotal			102,656,270.30		104,823,195.58	2,166,925.28
ADOBE INC	4/4/2024	4.800%	4/4/2029	00724PAF6	1,635,000.00	A+	4/4/2024	1,632,563.85	4.83%	1,676,087.55	43,523.70
ADOBE INC	4/4/2024	4.800%	4/4/2029	00724PAF6	1,340,000.00	A+	4/4/2024	1,337,762.20	4.84%	1,373,674.20	35,912.00
ALPHABET INC	8/9/2016	1.998%	8/15/2026	02079KAC1	5,740,000.00	AA+	1/30/2023	5,354,386.80	4.05%	5,615,843.80	261,457.00
AMAZON.COM INC	4/13/2022	3.300%	4/13/2027	023135CF1	6,715,000.00	AA	4/25/2022	6,672,964.10	3.44%	6,640,866.40	-32,097.70
ASTRAZENECA FINANCE LLC	2/26/2024	4.850%	2/26/2029	04636NAL7	8,500,000.00	A+	6/27/2025	8,689,040.00	4.19%	8,692,440.00	3,400.00
BANK OF NY MELLON CORP	1/28/2021	0.750%	1/28/2026	06406RAQ0	9,000,000.00	A	2/10/2021	9,025,920.00	0.69%	8,811,720.00	-214,200.00
BANK OF NY MELLON CORP	4/22/2025	4.729%	4/20/2029	06405LAH4	8,000,000.00	AA-	4/28/2025	8,093,600.00	4.40%	8,113,040.00	19,440.00
BLACKROCK INC	3/28/2017	3.200%	3/15/2027	09247XAN1	4,140,000.00	AA-	5/18/2022	4,086,055.80	3.50%	4,083,613.20	-2,442.60
BLACKROCK INC	3/28/2017	3.200%	3/15/2027	09247XAN1	4,140,000.00	AA-	5/18/2022	4,085,352.00	3.50%	4,083,613.20	-1,738.80
BLACKROCK INC	3/14/2024	4.700%	3/14/2029	09290DAA9	2,924,000.00	AA-	4/11/2024	2,911,222.12	4.80%	2,985,871.84	74,649.72
BLACKROCK INC	3/14/2024	4.700%	3/14/2029	09290DAA9	350,000.00	AA-	3/14/2024	349,366.50	4.74%	357,406.00	8,039.50
BOFA SECURITIES INC.	8/18/2023	5.526%	8/18/2026	06428CAA2	4,000,000.00	A+	8/18/2023	3,998,360.00	5.54%	4,056,720.00	58,360.00
BOFA SECURITIES INC.	4/22/2021	1.734%	7/22/2027	06051GJS9	1,420,000.00	A-	8/10/2022	1,281,251.80	3.92%	1,380,211.60	98,959.80
BOFA SECURITIES INC.	1/24/2025	4.979%	1/24/2029	06051GMK2	4,980,000.00	A-	4/2/2025	5,035,178.40	4.66%	5,051,014.80	15,836.40
BRISTOL-MYERS SQUIBB CO	11/13/2020	0.750%	11/13/2025	110122DN5	5,725,000.00	A	6/30/2021	5,672,673.50	0.96%	5,650,975.75	-21,697.75
CISCO SYSTEMS INC	2/24/2025	4.750%	2/24/2030	17275RBX9	10,000,000.00	AA-	4/22/2025	10,124,500.00	4.46%	10,223,600.00	99,100.00
CISCO SYSTEMS INC	2/24/2025	4.750%	2/24/2030	17275RBX9	6,800,000.00	AA-	4/30/2025	6,955,924.00	4.22%	6,952,048.00	-3,876.00
CITIGROUP GLOBAL MARKETS	9/29/2023	5.803%	9/29/2028	17325FBB3	11,225,000.00	A+	9/29/2023	11,225,000.00	5.80%	11,736,523.25	511,523.25

City of Santa Clara Monthly Report

6/30/2025

Description	Issue Date	Coupon Rate	Maturity Date	CUSIP	Par Value	S&P Rating	Settle Date	Cost Value	YTM at Cost	Market Value	Unrealized G/L
ELI LILLY & COMPANY	2/12/2025	4.550%	2/12/2028	532457CU0	6,500,000.00	A+	6/27/2025	6,578,910.00	4.06%	6,585,670.00	6,760.00
ELI LILLY & COMPANY	8/14/2024	4.200%	8/14/2029	532457CQ9	1,555,000.00	A+	8/14/2024	1,557,643.50	4.16%	1,560,520.25	2,876.75
ELI LILLY & COMPANY	8/14/2024	4.200%	8/14/2029	532457CQ9	445,000.00	A+	8/14/2024	444,025.45	4.25%	446,579.75	2,554.30
GOLDMAN SACHS BANK USA	5/21/2024	5.414%	5/21/2027	38151LAG5	8,750,000.00	A+	5/22/2025	8,805,037.50	5.08%	8,822,187.50	17,150.00
HERSHEY CO/THE	8/21/2015	3.200%	8/21/2025	427866AU2	3,000,000.00	A	3/30/2022	3,014,040.00	3.05%	2,994,270.00	-19,770.00
JOHN DEERE CAPITAL CORP	6/17/2021	1.050%	6/17/2026	24422EVR7	5,000,000.00	A	12/8/2021	4,908,600.00	1.47%	4,852,200.00	-56,400.00
JOHN DEERE CAPITAL CORP	7/14/2023	4.950%	7/14/2028	24422EXB0	2,800,000.00	A	6/25/2025	2,868,544.00	4.09%	2,868,712.00	168.00
JOHN DEERE CAPITAL CORP	7/14/2023	4.950%	7/14/2028	24422EXB0	605,000.00	A	7/18/2023	610,874.55	4.73%	619,846.70	8,972.15
JOHN DEERE CAPITAL CORP	7/14/2023	4.950%	7/14/2028	24422EXB0	505,000.00	A	7/14/2023	504,247.55	4.98%	517,392.70	13,145.15
JOHNSON & JOHNSON	2/20/2025	4.500%	3/1/2027	478160DG6	4,850,000.00	AAA	3/13/2025	4,879,439.50	4.17%	4,897,287.50	17,848.00
JPMORGAN CHASE FINANCIAL CO LLC	4/22/2021	1.578%	4/22/2027	46647PCB0	4,100,000.00	A	8/10/2022	3,710,746.00	3.80%	4,005,003.00	294,257.00
JPMORGAN CHASE FINANCIAL CO LLC	2/24/2022	2.947%	2/24/2028	46647PCW4	2,925,000.00	A	9/18/2023	2,674,532.25	5.13%	2,858,046.75	183,514.50
JPMORGAN CHASE FINANCIAL CO LLC	4/22/2024	5.571%	4/22/2028	46647PEE2	5,000,000.00	A	8/9/2024	5,103,350.00	4.95%	5,102,600.00	-750.00
JPMORGAN CHASE FINANCIAL CO LLC	1/24/2025	4.915%	1/24/2029	46647PEU6	2,825,000.00	A	3/13/2025	2,841,921.75	4.74%	2,862,939.75	21,018.00
JPMORGAN CHASE FINANCIAL CO LLC	4/22/2024	5.581%	4/22/2030	46647PEG7	2,750,000.00	A	4/28/2025	2,835,552.50	4.87%	2,855,490.00	19,937.50
KENVUE INC	10/17/2023	5.050%	3/22/2028	49177JAF9	6,250,000.00	A	6/30/2025	6,397,562.50	4.12%	6,400,375.00	2,812.50
MASTERCARD INC	5/31/2019	2.950%	6/1/2029	57636QAM6	7,500,000.00	A+	6/27/2024	6,889,875.00	4.82%	7,205,625.00	315,750.00
META PLATFORMS INC	8/9/2024	4.300%	8/15/2029	30303M8S4	5,370,000.00	AA-	8/14/2024	5,385,895.20	4.23%	5,418,974.40	33,079.20
MORGAN STANLEY BANK NA	5/30/2024	5.504%	5/26/2028	61690U8B9	6,105,000.00	A+	5/31/2024	6,117,881.55	5.45%	6,233,937.60	116,056.05
MORGAN STANLEY BANK NA	5/30/2024	5.504%	5/26/2028	61690U8B9	3,145,000.00	A+	5/30/2024	3,145,000.00	5.50%	3,211,422.40	66,422.40
NATIONAL SECS CLEARING	5/20/2025	4.700%	5/20/2030	637639AQ8	10,000,000.00	AA+	6/27/2025	10,167,800.00	4.32%	10,168,100.00	300.00
NATIONAL SECS CLEARING	5/20/2025	4.700%	5/20/2030	637639AQ8	6,825,000.00	AA+	6/27/2025	6,937,134.75	4.32%	6,939,728.25	2,593.50
NOVARTIS FINANCE CORPORATION	11/20/2015	3.000%	11/20/2025	66989HAJ7	10,000,000.00	AA-	1/31/2023	9,638,600.00	4.38%	9,943,700.00	305,100.00
PACCAR FINANCIAL CORP	1/31/2024	4.600%	1/31/2029	69371RS80	7,000,000.00	A+	7/30/2024	6,996,080.00	4.61%	7,095,760.00	99,680.00
PEPSICO INC	7/17/2024	4.500%	7/17/2029	713448FX1	4,380,000.00	A+	7/17/2024	4,373,211.00	4.53%	4,449,817.20	76,606.20
PEPSICO INC	2/7/2025	4.600%	2/7/2030	713448GB8	2,380,000.00	A+	2/7/2025	2,376,001.60	4.64%	2,423,958.60	47,957.00
STATE STREET CORP	2/28/2025	4.729%	2/28/2030	857477CW1	9,240,000.00	A	2/28/2025	9,251,365.20	4.70%	9,380,170.80	128,805.60
TARGET CORP	1/24/2022	1.950%	1/15/2027	87612EBM7	4,595,000.00	A	2/1/2022	4,567,889.50	2.08%	4,450,717.00	-117,172.50
TARGET CORP	1/24/2022	1.950%	1/15/2027	87612EBM7	990,000.00	A	1/24/2022	988,317.00	1.99%	958,914.00	-29,403.00
TOYOTA MOTOR CREDIT CORP	9/11/2023	5.250%	9/11/2028	89236TLB9	5,600,000.00	A+	9/11/2023	5,590,256.00	5.29%	5,778,024.00	187,768.00
WALMART INC.	4/28/2025	4.350%	4/28/2030	931142FN8	6,000,000.00	AA	5/2/2025	6,053,940.00	4.15%	6,068,700.00	14,760.00
WALMART INC.	4/28/2025	4.350%	4/28/2030	931142FN8	3,220,000.00	AA	4/28/2025	3,214,429.40	4.39%	3,256,869.00	42,439.60
Corporate Note				Subtotal	246,844,000.00			245,959,824.32		248,718,808.74	2,758,984.42
AMERICAN EXPRESS CREDIT ACCOUNT MASTER	9/19/2023	5.230%	9/15/2028	02582JKD1	6,170,000.00	AAA	9/19/2023	6,169,724.20	5.23%	6,239,906.10	70,181.90
BA CREDIT CARD TRUST	12/14/2023	4.980%	11/15/2028	05522RDH8	3,045,000.00	NR	12/14/2023	3,044,591.06	4.98%	3,077,216.10	32,625.04
BA CREDIT CARD TRUST	6/12/2025	4.310%	5/15/2030	05522RDK1	5,250,000.00	AAA	6/12/2025	5,249,980.05	4.31%	5,285,542.50	35,562.45
BOFA AUTO TRUST 2024-1	7/31/2023	5.530%	2/15/2028	06428AAC2	2,428,581.74	NR	7/31/2023	2,428,489.69	5.53%	2,445,047.52	16,557.83
BOFA AUTO TRUST 2024-1	11/21/2023	5.740%	6/15/2028	06054YAC1	6,595,000.00	NR	11/21/2023	6,594,880.63	5.74%	6,658,971.50	64,090.87
CHASE ISSUANCE TRUST	9/15/2023	5.160%	9/15/2028	161571HT4	6,045,000.00	AAA	9/15/2023	6,043,324.33	5.17%	6,114,880.20	71,555.87

City of Santa Clara Monthly Report

6/30/2025

Description	Issue Date	Coupon Rate	Maturity Date	CUSIP	Par Value	S&P Rating	Settle Date	Cost Value	YTM at Cost	Market Value	Unrealized G/L
CHASE ISSUANCE TRUST	1/31/2024	4.600%	1/16/2029	161571HV9	7,605,000.00	AAA	1/31/2024	7,603,841.76	4.60%	7,660,668.60	56,826.84
CITIBANK CREDIT CARD ISSUANCE TRUST	12/11/2023	5.230%	12/8/2027	17305EGW9	1,855,000.00	AAA	12/11/2023	1,854,767.38	5.23%	1,860,602.10	5,834.72
CITIBANK CREDIT CARD ISSUANCE TRUST	6/26/2025	4.300%	6/21/2030	17305EHA6	11,485,000.00	AAA	6/26/2025	11,481,884.12	4.31%	11,551,957.55	70,073.43
FIFTH THIRD AUTO TRUST	8/23/2023	5.530%	8/15/2028	31680EAD3	4,855,168.84	AAA	8/23/2023	4,854,867.82	5.53%	4,893,087.71	38,219.89
GM FINANCIAL SECURITIZED TERM AUTO RECE	1/17/2024	4.850%	12/18/2028	36268GAD7	815,000.00	NR	1/17/2024	814,836.10	4.85%	819,075.00	4,238.90
GM FINANCIAL SECURITIZED TERM AUTO RECE	5/14/2025	4.280%	4/16/2030	362549AD9	1,965,000.00	AAA	5/14/2025	1,964,710.75	4.28%	1,975,571.70	10,860.95
HONDA AUTO RECEIVABLES OWNER TRUST 2024	8/22/2023	5.410%	2/18/2028	43815QAC1	4,189,095.93	AAA	8/22/2023	4,188,232.14	5.42%	4,216,031.82	27,799.68
HYUNDAI AUTO RECEIVABLES TRUST 2024-C	11/13/2023	5.540%	10/16/2028	44918CAD4	2,530,000.00	AAA	11/13/2023	2,529,667.31	5.54%	2,557,577.00	27,909.69
HYUNDAI AUTO RECEIVABLES TRUST 2024-C	3/12/2025	4.320%	10/15/2029	44935CAD3	6,570,000.00	AAA	3/12/2025	6,569,030.93	4.32%	6,595,360.20	26,329.27
HYUNDAI AUTO RECEIVABLES TRUST 2024-C	6/11/2025	4.360%	12/17/2029	44935XAD7	2,825,000.00	AAA	6/11/2025	2,824,744.90	4.36%	2,843,080.00	18,335.10
KUBOTA CREDIT OWNER TRUST 2024-2A	7/26/2023	5.280%	1/18/2028	500945AC4	1,925,000.00	NR	7/26/2023	1,924,513.75	5.29%	1,940,939.00	16,425.25
KUBOTA CREDIT OWNER TRUST 2024-2A	2/19/2025	4.670%	6/15/2029	50117FAC5	4,065,000.00	NR	2/19/2025	4,064,860.57	4.67%	4,118,739.30	53,878.73
TOYOTA AUTO RECEIVABLES OWNER TRUST COM	8/15/2023	5.160%	4/17/2028	89231FAD2	1,465,954.74	AAA	8/15/2023	1,465,623.14	5.17%	1,473,885.56	8,262.42
TOYOTA AUTO RECEIVABLES OWNER TRUST COM	11/14/2023	5.540%	8/15/2028	89239FAD4	1,725,000.00	AAA	11/14/2023	1,724,814.05	5.54%	1,745,234.25	20,420.20
TOYOTA AUTO RECEIVABLES OWNER TRUST COM	4/30/2025	4.340%	11/15/2029	89231HAD8	4,385,000.00	AAA	4/30/2025	4,384,748.74	4.34%	4,411,967.75	27,219.01
USAA AUTO OWNER TRUST 2024- A	9/15/2023	5.580%	5/15/2028	90291VAC4	4,648,222.99	AAA	9/15/2023	4,647,409.56	5.58%	4,674,485.45	27,075.89
VOLKSWAGEN AUTO LOAN ENHANCED TRUST 202	3/25/2025	4.500%	8/20/2029	92868MAD1	6,905,000.00	NR	3/25/2025	6,904,765.23	4.50%	6,956,304.15	51,538.92
Asset-Backed Security				Subtotal	99,347,024.24			99,334,308.21		100,116,131.06	781,822.85
COOPERAT RABOBANK UA/NY	7/20/2023	5.080%	7/17/2026	21684LGS5	7,500,000.00	A+	7/20/2023	7,500,000.00	5.08%	7,604,250.00	104,250.00
Certificate of Deposit				Subtotal	7,500,000.00			7,500,000.00		7,604,250.00	104,250.00
PRINCIPAL PUBLIC DEPOSIT SWEEP PROGRAM		2.250%	7/1/2025	992995944	527,322.98		9/1/2020	527,322.98		527,322.98	-
LOCAL AGENCY INVESTMENT FUND		4.281%	7/1/2025		6,210,978.95		9/30/1997	6,210,978.95		6,210,978.95	-
CALIFORNIA ASSET MANAGEMENT PROGRAM		4.450%	7/1/2025		204,708,564.78		10/4/2022	204,708,564.78		204,708,564.78	-
CALIFORNIA ASSET MANAGEMENT PROGRAM - TERM		4.190%	7/3/2025		10,000,000.00		4/7/2025	10,000,000.00		10,000,000.00	-
CALIFORNIA ASSET MANAGEMENT PROGRAM - TERM		4.310%	7/28/2025		10,000,000.00		4/30/2025	10,000,000.00		10,000,000.00	-

City of Santa Clara Monthly Report

6/30/2025

Description	Issue Date	Coupon Rate	Maturity Date	CUSIP	Par Value	S&P Rating	Settle Date	Cost Value	YTM at Cost	Market Value	Unrealized G/L
CALIFORNIA ASSET MANAGEMENT PROGRAM - TERM		4.190%	8/4/2025		20,000,000.00		4/7/2025	20,000,000.00		20,000,000.00	-
CALIFORNIA ASSET MANAGEMENT PROGRAM - TERM		4.310%	8/27/2025		10,000,000.00		4/30/2025	10,000,000.00		10,000,000.00	-
CALIFORNIA ASSET MANAGEMENT PROGRAM - TERM		4.310%	9/26/2025		10,000,000.00		4/30/2025	10,000,000.00		10,000,000.00	-
DREYFUS TREASURY		4.160%	7/1/2025		2,457,804.43		10/31/1997	2,457,804.43		2,457,804.43	-
Cash Equivalent				Subtotal	273,904,671.14			273,904,671.14		273,904,671.14	-
Grand Total			Count	182	1,440,566,011.67			1,442,277,181.09		1,451,300,054.47	9,022,873.38

*NR = Not Rated by S&P Global. These Asset Backed Securities are rated by Moody's Ratings as Aaa.

STATEMENT OF TRANSACTIONS
FOR THE PERIOD JUNE 1, 2025 THROUGH JUNE 30, 2025

CITY OF SANTA CLARA- CUSTODY
ACCOUNT NUMBER XXXXXXXX

STATEMENT OF TRANSACTIONS

DATE	PAR VALUE/SHARES	DESCRIPTION	CASH	COST VALUE	REALIZED GAIN/LOSS
		<u>BEGINNING BALANCE</u>	<u>0.00</u>	<u>1,162,716,122.46</u>	
		CASH EQUIVALENTS			
06/02/25		INTEREST RECEIVED PRINCIPAL PUBLIC DEPOSIT SWEEP PRGRM INTEREST FROM 05.01.25 TO 05.31.25	846.17		
06/30/25	38,489,090.45	CASH SWEEP PURCHASES FOR STMT PERIOD PRINCIPAL PUBLIC DEPOSIT SWEEP PRGRM 13 TRANSACTIONS	38,489,090.45-	38,489,090.45	
06/30/25	38,037,856.02-	CASH SWEEP SALES FOR STMT PERIOD PRINCIPAL PUBLIC DEPOSIT SWEEP PRGRM 4 TRANSACTIONS	38,037,856.02	38,037,856.02-	
		BONDS & NOTES			
06/16/25		INTEREST RECEIVED AMERICAN EXPRES ABS 5.230% 9/15/28 CUSIP 02582JKD1 \$0.00436/PV ON 6,170,000.00 PV DUE 6/15/25	26,890.91		
06/27/25	8,500,000	PURCHASED ASTRAZENECA FINANCE 4.850% 2/26/29 CUSIP 04636NAL7 AT \$102.2240 ON TRADE DATE 06/26/2025 TO SETTLE ON 06/27/2025 GOLDMAN SACHS	8,689,040.00-	8,689,040.00	
06/27/25		ACCRUED INTEREST ON PURCHASE ASTRAZENECA FINANCE 4.850% 2/26/29 CUSIP 04636NAL7	138,561.81-		

**STATEMENT OF TRANSACTIONS
FOR THE PERIOD JUNE 1, 2025 THROUGH JUNE 30, 2025**

**CITY OF SANTA CLARA- CUSTODY
ACCOUNT NUMBER XXXXXXXX**

STATEMENT OF TRANSACTIONS

DATE	PAR VALUE/SHARES	DESCRIPTION	CASH	COST VALUE	REALIZED GAIN/LOSS
06/12/25	5,250,000	PURCHASED BANK OF AMERICA ABS 4.310% 5/15/30 CUSIP 05522RDK1 AT \$99.9996 ON TRADE DATE 06/05/2025 TO SETTLE ON 06/12/2025 BANC OF AMERICA SECURITIES LLC	5,249,980.05-	5,249,980.05	
06/16/25		INTEREST RECEIVED BANK OF AMERICA ABS 5.530% 2/15/28 CUSIP 06428AAC2 \$0.00386/PV ON 2,613,004.75 PV DUE 6/15/25	12,041.60		
06/16/25	184,423.01-	PAID DOWN BANK OF AMERICA ABS 5.530% 2/15/28 CUSIP 06428AAC2 AT \$62.2456 ON TRADE DATE 06/15/2025 TO SETTLE ON 06/16/2025	184,423.01	184,416.02-	6.99
06/16/25		INTEREST RECEIVED BANK OF AMERICA ABS 5.740% 6/15/28 CUSIP 06054YAC1 \$0.00478/PV ON 6,595,000.00 PV DUE 6/15/25	31,546.08		
06/16/25		INTEREST RECEIVED BK OF AMERICA ABS 4.980% 11/15/28 CUSIP 05522RDH8 \$0.00415/PV ON 3,045,000.00 PV DUE 6/15/25	12,636.75		
06/16/25		INTEREST RECEIVED CHASE ISSUANCE ABS 4.600% 1/16/29 CUSIP 161571HV9 \$0.00383/PV ON 7,605,000.00 PV DUE 6/15/25	29,152.50		

STATEMENT OF TRANSACTIONS
FOR THE PERIOD JUNE 1, 2025 THROUGH JUNE 30, 2025

CITY OF SANTA CLARA- CUSTODY
ACCOUNT NUMBER XXXXXXXX

STATEMENT OF TRANSACTIONS

DATE	PAR VALUE/SHARES	DESCRIPTION	CASH	COST VALUE	REALIZED GAIN/LOSS
06/16/25		INTEREST RECEIVED CHASE ISSUANCE ABS 5.160% 9/15/28 CUSIP 161571HT4 \$0.00430/PV ON 6,045,000.00 PV DUE 6/15/25	25,993.50		
06/26/25	11,485,000	PURCHASED CITIBANK CREDIT ABS 4.300% 6/21/30 CUSIP 17305EHA6 AT \$99.9729 ON TRADE DATE 06/18/2025 TO SETTLE ON 06/26/2025 CITIGROUP GBL MKTS/SALOMON BRO	11,481,884.12-	11,481,884.12	
06/09/25		INTEREST RECEIVED CITIBANK CREDIT ABS 5.230% 12/08/27 CUSIP 17305EGW9 \$0.02615/PV ON 1,855,000.00 PV DUE 6/ 8/25	48,508.25		
06/02/25		INTEREST RECEIVED ELI LILLY & CO 2.750% 6/01/25 CUSIP 532457BH0 INTEREST ON 5,415,000.000 UNITS	74,456.25		
06/02/25	5,415,000-	MATURED ELI LILLY & CO 2.750% 6/01/25 CUSIP 532457BH0 AT \$100.0000 ON TRADE DATE 06/01/2025 TO SETTLE ON 06/02/2025	5,415,000.00	5,559,255.60-	144,255.60-
06/27/25	6,500,000	PURCHASED ELI LILLY & CO 4.550% 2/12/28 CUSIP 532457CU0 AT \$101.2140 ON TRADE DATE 06/26/2025 TO SETTLE ON 06/27/2025 BANC OF AMERICA SECURITIES LLC	6,578,910.00-	6,578,910.00	

STATEMENT OF TRANSACTIONS
FOR THE PERIOD JUNE 1, 2025 THROUGH JUNE 30, 2025

CITY OF SANTA CLARA- CUSTODY
ACCOUNT NUMBER XXXXXXXX

STATEMENT OF TRANSACTIONS

DATE	PAR VALUE/SHARES	DESCRIPTION	CASH	COST VALUE	REALIZED GAIN/LOSS
06/27/25		ACCRUED INTEREST ON PURCHASE ELI LILLY & CO 4.550% 2/12/28 CUSIP 532457CU0	110,906.25-		
06/25/25		INTEREST RECEIVED FED HOME LN MTG CORP 3.117% 6/25/27 CUSIP 3137F2LJ3 \$0.00260/PV ON 6,525,000.00 PV DUE 6/25/25	16,948.69		
06/25/25		INTEREST RECEIVED FHLMC K061 CMO V-M 3.347% 11/25/26 CUSIP 3137BTUM1 \$0.00269/PV ON 5,165,740.95 PV DUE 6/25/25	14,408.11		
06/25/25	10,525.43-	PAID DOWN FHLMC K061 CMO V-M 3.347% 11/25/26 CUSIP 3137BTUM1	10,525.43	10,201.44-	323.99
06/25/25		INTEREST RECEIVED FHLMC K508 CMO V-M 4.740% 8/25/28 CUSIP 3137HAQ74 \$0.00395/PV ON 5,750,000.00 PV DUE 6/25/25	22,712.50		
06/25/25		INTEREST RECEIVED FHLMC K536 CMO V-M 4.850% 1/25/30 CUSIP 3137HJZY6 \$0.00404/PV ON 9,019,000.00 PV DUE 6/25/25	36,451.79		
06/25/25		INTEREST RECEIVED FHLMC K537 CMO V-M 4.430% 2/25/30 CUSIP 3137HKPF5 \$0.00369/PV ON 5,960,000.00 PV DUE 6/25/25	22,002.34		

STATEMENT OF TRANSACTIONS
FOR THE PERIOD JUNE 1, 2025 THROUGH JUNE 30, 2025

CITY OF SANTA CLARA- CUSTODY
ACCOUNT NUMBER XXXXXXXX

STATEMENT OF TRANSACTIONS

DATE	PAR VALUE/SHARES	DESCRIPTION	CASH	COST VALUE	REALIZED GAIN/LOSS
06/25/25		INTEREST RECEIVED FHLMC K538 CMO V-M 4.478% 1/25/30 CUSIP 3137HKQC1 \$0.00373/PV ON 10,570,000.00 PV DUE 6/25/25	39,443.72		
06/25/25		INTEREST RECEIVED FHLMC K539 CMO V-M 4.410% 1/25/30 CUSIP 3137HKXJ8 \$0.00368/PV ON 4,010,000.00 PV DUE 6/25/25	14,736.75		
06/25/25		INTEREST RECEIVED FHLMC K540 CMO V-M 4.513% 2/25/30 CUSIP 3137HLJA1 \$0.00376/PV ON 4,285,000.00 PV DUE 6/25/25	16,115.17		
06/12/25	11,370,000	PURCHASED FHLMC K541 CMO V-M 4.348% 2/25/30 CUSIP 3137HLXV9 AT \$99.9964 ON TRADE DATE 06/04/2025 TO SETTLE ON 06/12/2025 BMOCM/BONDS	11,369,590.68-	11,369,590.68	
06/12/25		ACCRUED INTEREST ON PURCHASE FHLMC K541 CMO V-M 4.348% 2/25/30 CUSIP 3137HLXV9	15,105.68-		
06/25/25		INTEREST RECEIVED FHLMC MULTIFAMILY ST 3.243% 4/25/27 CUSIP 3137F1G44 \$0.00270/PV ON 4,545,000.00 PV DUE 6/25/25	12,282.86		

STATEMENT OF TRANSACTIONS
FOR THE PERIOD JUNE 1, 2025 THROUGH JUNE 30, 2025

CITY OF SANTA CLARA- CUSTODY
ACCOUNT NUMBER XXXXXXXX

STATEMENT OF TRANSACTIONS

DATE	PAR VALUE/SHARES	DESCRIPTION	CASH	COST VALUE	REALIZED GAIN/LOSS
06/25/25		INTEREST RECEIVED FHLMC SER KJ46 CMO 4.777% 6/25/28 CUSIP 3137HAD45 \$0.00392/PV ON 6,019,797.64 PV DUE 6/25/25	23,963.81		
06/25/25	5,167.53-	PAID DOWN FHLMC SER KJ46 CMO 4.777% 6/25/28 CUSIP 3137HAD45	5,167.53	5,167.40-	0.13
06/25/25		INTEREST RECEIVED FHLMC SER K505 CMO 4.819% 6/25/28 CUSIP 3137HACX2 \$0.00402/PV ON 7,500,000.00 PV DUE 6/25/25	30,118.75		
06/16/25		INTEREST RECEIVED FIFTH THIRD AUT ABS 5.530% 8/15/28 CUSIP 31680EAD3 \$0.00452/PV ON 5,171,087.64 PV DUE 6/15/25	23,830.10		
06/16/25	315,918.8-	PAID DOWN FIFTH THIRD AUT ABS 5.530% 8/15/28 CUSIP 31680EAD3 AT \$36.3369 ON TRADE DATE 06/15/2025 TO SETTLE ON 06/16/2025	315,918.80	315,899.21-	19.59
06/25/25		INTEREST RECEIVED FNMA SER M6 CMO V-M 4.190% 7/25/28 CUSIP 3136BQDE6 \$0.00349/PV ON 15,617,429.90 PV DUE 6/25/25	54,530.86		
06/25/25	959.42-	PAID DOWN FNMA SER M6 CMO V-M 4.190% 7/25/28 CUSIP 3136BQDE6	959.42	931.94-	27.48

STATEMENT OF TRANSACTIONS
FOR THE PERIOD JUNE 1, 2025 THROUGH JUNE 30, 2025

CITY OF SANTA CLARA- CUSTODY
ACCOUNT NUMBER XXXXXXXX

STATEMENT OF TRANSACTIONS

DATE	PAR VALUE/SHARES	DESCRIPTION	CASH	COST VALUE	REALIZED GAIN/LOSS
06/27/25	0.15	SHARE ADJUSTMENT FNMA SER M6 CMO V-M 4.190% 7/25/28 CUSIP 3136BQDE6 BALANCE TO CUSTODIAN			
06/27/25	0.03	SHARE ADJUSTMENT FNMA SER M6 CMO V-M 4.190% 7/25/28 CUSIP 3136BQDE6 BALANCE TO CUSTODIAN			
06/16/25		INTEREST RECEIVED GM FINANCIAL ABS 4.280% 4/16/30 CUSIP 362549AD9 \$0.00380/PV ON 1,965,000.00 PV DUE 6/16/25	7,475.73		
06/16/25		INTEREST RECEIVED GM FINANCIAL ABS 4.850% 12/18/28 CUSIP 36268GAD7 \$0.00404/PV ON 815,000.00 PV DUE 6/16/25	3,293.96		
06/18/25		INTEREST RECEIVED HONDA AUTO ABS 5.410% 2/18/28 CUSIP 43815QAC1 \$0.00420/PV ON 4,499,625.05 PV DUE 6/18/25	20,285.81		
06/18/25	310,529.12-	PAID DOWN HONDA AUTO ABS 5.410% 2/18/28 CUSIP 43815QAC1	310,529.12	310,465.09-	64.03
06/02/25		INTEREST RECEIVED HONEYWELL INTERNATIO 1.350% 6/01/25 CUSIP 438516CB0 INTEREST ON 7,255,000.000 UNITS	48,971.25		

**STATEMENT OF TRANSACTIONS
FOR THE PERIOD JUNE 1, 2025 THROUGH JUNE 30, 2025**

**CITY OF SANTA CLARA- CUSTODY
ACCOUNT NUMBER XXXXXXXX**

STATEMENT OF TRANSACTIONS

DATE	PAR VALUE/SHARES	DESCRIPTION	CASH	COST VALUE	REALIZED GAIN/LOSS
06/02/25	7,255,000-	MATURED HONEYWELL INTERNATIO 1.350% 6/01/25 CUSIP 438516CB0 AT \$100.0000 ON TRADE DATE 06/01/2025 TO SETTLE ON 06/02/2025	7,255,000.00	7,279,860.55-	24,860.55-
06/16/25		INTEREST RECEIVED HYUNDAI AUTO ABS 4.320% 10/15/29 CUSIP 44935CAD3 \$0.00360/PV ON 6,570,000.00 PV DUE 6/15/25	23,652.00		
06/11/25	2,825,000	PURCHASED HYUNDAI AUTO REC ABS 4.360% 12/17/29 CUSIP 44935XAD7 AT \$99.9910 ON TRADE DATE 06/03/2025 TO SETTLE ON 06/11/2025 J.P. MORGAN SECURITIES INC., -	2,824,744.90-	2,824,744.90	
06/16/25		INTEREST RECEIVED HYUNDAI AUTO REC ABS 5.540% 10/16/28 CUSIP 44918CAD4 \$0.00462/PV ON 2,530,000.00 PV DUE 6/15/25	11,680.17		
06/25/25	2,800,000	PURCHASED JOHN DEERE CAP MTN 4.950% 7/14/28 CUSIP 24422EXB0 AT \$102.4480 ON TRADE DATE 06/24/2025 TO SETTLE ON 06/25/2025 MORGAN STANLEY & CO.	2,868,544.00-	2,868,544.00	
06/25/25		ACCRUED INTEREST ON PURCHASE JOHN DEERE CAP MTN 4.950% 7/14/28 CUSIP 24422EXB0	61,985.00-		

STATEMENT OF TRANSACTIONS
FOR THE PERIOD JUNE 1, 2025 THROUGH JUNE 30, 2025

CITY OF SANTA CLARA- CUSTODY
ACCOUNT NUMBER XXXXXXXX

STATEMENT OF TRANSACTIONS

DATE	PAR VALUE/SHARES	DESCRIPTION	CASH	COST VALUE	REALIZED GAIN/LOSS
06/17/25		INTEREST RECEIVED JOHN DEERE CAPITAL 1.050% 6/17/26 CUSIP 24422EVR7 INTEREST ON 5,000,000.000 UNITS	26,250.00		
06/30/25	6,250,000	PURCHASED KENVUE INC 5.050% 3/22/28 CUSIP 49177JAF9 AT \$102.3610 ON TRADE DATE 06/27/2025 TO SETTLE ON 06/30/2025 J.P. MORGAN SECURITIES INC., -	6,397,562.50-	6,397,562.50	
06/30/25		ACCRUED INTEREST ON PURCHASE KENVUE INC 5.050% 3/22/28 CUSIP 49177JAF9	85,920.14-		
06/16/25		INTEREST RECEIVED KUBOTA CREDIT ABS 4.670% 6/15/29 CUSIP 50117FAC5 \$0.00389/PV ON 4,065,000.00 PV DUE 6/15/25	15,819.63		
06/16/25		INTEREST RECEIVED KUBOTA CREDIT ABS 5.280% 1/18/28 CUSIP 500945AC4 \$0.00440/PV ON 1,925,000.00 PV DUE 6/15/25	8,470.00		
06/02/25		INTEREST RECEIVED MASTERCARD INC 2.950% 6/01/29 CUSIP 57636QAM6 INTEREST ON 7,500,000.000 UNITS	110,625.00		
06/27/25	10,000,000	PURCHASED NATIONAL SECS CLEAR 4.700% 5/20/30 CUSIP 637639AQ8 AT \$101.6780 ON TRADE DATE 06/26/2025 TO SETTLE ON 06/27/2025 J.P. MORGAN SECURITIES INC., -	10,167,800.00-	10,167,800.00	

STATEMENT OF TRANSACTIONS
FOR THE PERIOD JUNE 1, 2025 THROUGH JUNE 30, 2025

CITY OF SANTA CLARA- CUSTODY
ACCOUNT NUMBER XXXXXXXX

STATEMENT OF TRANSACTIONS

DATE	PAR VALUE/SHARES	DESCRIPTION	CASH	COST VALUE	REALIZED GAIN/LOSS
06/27/25		ACCRUED INTEREST ON PURCHASE NATIONAL SECS CLEAR 4.700% 5/20/30 CUSIP 637639AQ8	48,305.56-		
06/27/25	6,825,000	PURCHASED NATIONAL SECS CLEAR 4.700% 5/20/30 CUSIP 637639AQ8 AT \$101.6430 ON TRADE DATE 06/26/2025 TO SETTLE ON 06/27/2025 GOLDMAN SACHS	6,937,134.75-	6,937,134.75	
06/27/25		ACCRUED INTEREST ON PURCHASE NATIONAL SECS CLEAR 4.700% 5/20/30 CUSIP 637639AQ8	32,968.54-		
06/16/25		INTEREST RECEIVED TOYOTA AUTO REC ABS 4.340% 11/15/29 CUSIP 89231HAD8 \$0.00362/PV ON 4,385,000.00 PV DUE 6/15/25	15,859.08		
06/16/25		INTEREST RECEIVED TOYOTA AUTO REC ABS 5.160% 4/17/28 CUSIP 89231FAD2 \$0.00430/PV ON 1,505,000.00 PV DUE 6/15/25	6,471.50		
06/16/25	39,045.26-	PAID DOWN TOYOTA AUTO REC ABS 5.160% 4/17/28 CUSIP 89231FAD2	39,045.26	39,036.43-	8.83
06/16/25		INTEREST RECEIVED TOYOTA AUTO REC ABS 5.540% 8/15/28 CUSIP 89239FAD4 \$0.00462/PV ON 1,725,000.00 PV DUE 6/15/25	7,963.75		

STATEMENT OF TRANSACTIONS
FOR THE PERIOD JUNE 1, 2025 THROUGH JUNE 30, 2025

CITY OF SANTA CLARA- CUSTODY
ACCOUNT NUMBER XXXXXXXX

STATEMENT OF TRANSACTIONS

DATE	PAR VALUE/SHARES	DESCRIPTION	CASH	COST VALUE	REALIZED GAIN/LOSS
06/02/25		INTEREST RECEIVED U.S. TREASURY BONDS 4.125% 11/30/29 CUSIP 91282CMA6 INTEREST ON 21,000,000.000 UNITS	433,125.00		
06/27/25	6,650,000-	SOLD U.S. TREASURY NOTES 3.500% 1/31/28 CUSIP 91282CGH8 AT \$99.4883 ON TRADE DATE 06/26/2025 TO SETTLE ON 06/27/2025 NOMURA SECURITIES INTL. INC.	6,615,970.71	6,653,117.19-	37,146.48-
06/27/25		ACCRUED INTEREST ON SALE U.S. TREASURY NOTES 3.500% 1/31/28 CUSIP 91282CGH8	94,514.50		
06/02/25		INTEREST RECEIVED U.S. TREASURY NOTES 3.625% 5/31/28 CUSIP 91282CHE4 INTEREST ON 30,135,000.000 UNITS	546,196.88		
06/05/25	21,175,000	PURCHASED U.S. TREASURY NOTES 3.750% 5/31/30 CUSIP 91282CHF1 AT \$98.8672 ON TRADE DATE 06/04/2025 TO SETTLE ON 06/05/2025 NOMURA SECURITIES INTL. INC.	20,935,126.95-	20,935,126.95	
06/05/25		ACCRUED INTEREST ON PURCHASE U.S. TREASURY NOTES 3.750% 5/31/30 CUSIP 91282CHF1	10,847.85-		
06/27/25	17,230,000-	SOLD U.S. TREASURY NOTES 3.750% 5/31/30 CUSIP 91282CHF1 AT \$99.7539 ON TRADE DATE 06/26/2025 TO SETTLE ON 06/27/2025 J.P. MORGAN SECURITIES INC., -	17,187,598.05	17,034,816.40-	152,781.65

STATEMENT OF TRANSACTIONS
FOR THE PERIOD JUNE 1, 2025 THROUGH JUNE 30, 2025

CITY OF SANTA CLARA- CUSTODY
ACCOUNT NUMBER XXXXXXXX

STATEMENT OF TRANSACTIONS

DATE	PAR VALUE/SHARES	DESCRIPTION	CASH	COST VALUE	REALIZED GAIN/LOSS
06/27/25		ACCRUED INTEREST ON SALE U.S. TREASURY NOTES 3.750% 5/31/30 CUSIP 91282CHF1	47,664.96		
06/30/25		INTEREST RECEIVED U.S. TREASURY NOTES 3.750% 12/31/28 CUSIP 91282CJR3 INTEREST ON 21,200,000.000 UNITS	397,500.00		
06/09/25	5,500,000-	SOLD U.S. TREASURY NOTES 3.875% 4/30/30 CUSIP 91282CMZ1 AT \$99.7344 ON TRADE DATE 06/04/2025 TO SETTLE ON 06/09/2025 RBC DAIN RAUSCHER INC.	5,485,390.63	5,445,238.08-	40,152.55
06/09/25		ACCRUED INTEREST ON SALE U.S. TREASURY NOTES 3.875% 4/30/30 CUSIP 91282CMZ1	23,165.76		
06/02/25		INTEREST RECEIVED U.S. TREASURY NOTES 3.875% 11/30/27 CUSIP 91282CFZ9 INTEREST ON 7,130,000.000 UNITS	138,143.75		
06/30/25		INTEREST RECEIVED U.S. TREASURY NOTES 3.875% 12/31/27 CUSIP 91282CGC9 INTEREST ON 27,605,000.000 UNITS	534,846.88		
06/09/25	4,100,000-	SOLD U.S. TREASURY NOTES 4.000% 2/28/30 CUSIP 91282CGQ8 AT \$100.3516 ON TRADE DATE 06/04/2025 TO SETTLE ON 06/09/2025 BARCLAYS CAPITAL INC. FIXED IN	4,114,414.06	4,079,179.69-	35,234.37

STATEMENT OF TRANSACTIONS
FOR THE PERIOD JUNE 1, 2025 THROUGH JUNE 30, 2025

CITY OF SANTA CLARA- CUSTODY
ACCOUNT NUMBER XXXXXXXX

STATEMENT OF TRANSACTIONS

DATE	PAR VALUE/SHARES	DESCRIPTION	CASH	COST VALUE	REALIZED GAIN/LOSS
06/09/25		ACCRUED INTEREST ON SALE U.S. TREASURY NOTES 4.000% 2/28/30 CUSIP 91282CGQ8	45,010.87		
06/30/25	4,150,000-	SOLD U.S. TREASURY NOTES 4.000% 2/29/28 CUSIP 91282CGP0 AT \$100.6797 ON TRADE DATE 06/27/2025 TO SETTLE ON 06/30/2025 CITIGROUP GBL MKTS/SALOMON BRO	4,178,207.03	4,165,006.46-	13,200.57
06/30/25		ACCRUED INTEREST ON SALE U.S. TREASURY NOTES 4.000% 2/29/28 CUSIP 91282CGP0	55,032.61		
06/30/25		INTEREST RECEIVED U.S. TREASURY NOTES 4.000% 6/30/28 CUSIP 91282CHK0 INTEREST ON 13,000,000.000 UNITS	260,000.00		
06/10/25	5,200,000-	SOLD U.S. TREASURY NOTES 4.125% 10/31/27 CUSIP 91282CFU0 AT \$100.4727 ON TRADE DATE 06/05/2025 TO SETTLE ON 06/10/2025 BMOCM/BONDS	5,224,578.13	5,245,737.00-	21,158.87-
06/10/25		ACCRUED INTEREST ON SALE U.S. TREASURY NOTES 4.125% 10/31/27 CUSIP 91282CFU0	23,898.10		
06/30/25		INTEREST RECEIVED U.S. TREASURY NOTES 4.250% 6/30/29 CUSIP 91282CKX8 INTEREST ON 50,005,000.000 UNITS	1,062,606.25		

STATEMENT OF TRANSACTIONS
FOR THE PERIOD JUNE 1, 2025 THROUGH JUNE 30, 2025

CITY OF SANTA CLARA- CUSTODY
ACCOUNT NUMBER XXXXXXXX

STATEMENT OF TRANSACTIONS

DATE	PAR VALUE/SHARES	DESCRIPTION	CASH	COST VALUE	REALIZED GAIN/LOSS
06/02/25		INTEREST RECEIVED U.S. TREASURY NOTES 4.375% 11/30/28 CUSIP 91282CJN2 INTEREST ON 8,025,000.000 UNITS	175,546.88		
06/02/25	12,575,000	PURCHASED U.S. TREASURY NOTES 4.375% 12/15/26 CUSIP 91282CJP7 AT \$100.5352 ON TRADE DATE 06/02/2025 RBS/EQUITY FINANCE	12,642,295.90-	12,642,295.90	
06/02/25		ACCRUED INTEREST ON PURCHASE U.S. TREASURY NOTES 4.375% 12/15/26 CUSIP 91282CJP7	255,429.69-		
06/16/25		INTEREST RECEIVED U.S. TREASURY NOTES 4.375% 12/15/26 CUSIP 91282CJP7 INTEREST ON 23,685,000.000 UNITS	518,109.38		
06/02/25		INTEREST RECEIVED U.S. TREASURY NOTES 4.500% 5/31/29 CUSIP 91282CKT7 INTEREST ON 4,950,000.000 UNITS	111,375.00		
06/16/25		INTEREST RECEIVED U.S. TREASURY NOTES 4.625% 6/15/27 CUSIP 91282CKV2 INTEREST ON 42,685,000.000 UNITS	987,090.63		
06/09/25	2,785,000-	SOLD U.S. TREASURY NOTES 4.625% 9/15/26 CUSIP 91282CHY0 AT \$100.7305 ON TRADE DATE 06/04/2025 TO SETTLE ON 06/09/2025 J.P. MORGAN SECURITIES INC., -	2,805,343.55	2,788,015.07-	17,328.48

**STATEMENT OF TRANSACTIONS
FOR THE PERIOD JUNE 1, 2025 THROUGH JUNE 30, 2025**

**CITY OF SANTA CLARA- CUSTODY
ACCOUNT NUMBER XXXXXXXX**

STATEMENT OF TRANSACTIONS

DATE	PAR VALUE/SHARES	DESCRIPTION	CASH	COST VALUE	REALIZED GAIN/LOSS
06/09/25		ACCRUED INTEREST ON SALE U.S. TREASURY NOTES 4.625% 9/15/26 CUSIP 91282CHY0	30,101.46		
06/23/25	2,375,000-	SOLD U.S. TREASURY NOTES 4.625% 9/15/26 CUSIP 91282CHY0 AT \$100.6445 ON TRADE DATE 06/20/2025 TO SETTLE ON 06/23/2025 RBS/EQUITY FINANCE	2,390,307.62	2,377,571.20-	12,736.42
06/23/25		ACCRUED INTEREST ON SALE U.S. TREASURY NOTES 4.625% 9/15/26 CUSIP 91282CHY0	29,848.85		
06/25/25	2,900,000-	SOLD U.S. TREASURY NOTES 4.625% 9/15/26 CUSIP 91282CHY0 AT \$100.7656 ON TRADE DATE 06/24/2025 TO SETTLE ON 06/25/2025 J.P. MORGAN SECURITIES INC., -	2,922,203.13	2,903,139.58-	19,063.55
06/25/25		ACCRUED INTEREST ON SALE U.S. TREASURY NOTES 4.625% 9/15/26 CUSIP 91282CHY0	37,175.95		
06/27/25	8,655,000-	SOLD U.S. TREASURY NOTES 4.625% 9/15/26 CUSIP 91282CHY0 AT \$100.8398 ON TRADE DATE 06/26/2025 TO SETTLE ON 06/27/2025 BANC OF AMERICA SECURITIES LLC	8,727,688.48	8,664,370.01-	63,318.47
06/27/25		ACCRUED INTEREST ON SALE U.S. TREASURY NOTES 4.625% 9/15/26 CUSIP 91282CHY0	113,126.49		

STATEMENT OF TRANSACTIONS
FOR THE PERIOD JUNE 1, 2025 THROUGH JUNE 30, 2025

CITY OF SANTA CLARA- CUSTODY
ACCOUNT NUMBER XXXXXXXX

STATEMENT OF TRANSACTIONS

DATE	PAR VALUE/SHARES	DESCRIPTION	CASH	COST VALUE	REALIZED GAIN/LOSS
06/05/25	4,995,000-	SOLD U.S. TREASURY NOTES 4.875% 4/30/26 CUSIP 91282CKK6 AT \$100.6094 ON TRADE DATE 06/04/2025 TO SETTLE ON 06/05/2025 RBC DAIN RAUSCHER INC.	5,025,438.28	5,032,462.50-	7,024.22-
06/05/25		ACCRUED INTEREST ON SALE U.S. TREASURY NOTES 4.875% 4/30/26 CUSIP 91282CKK6	23,821.26		
06/02/25		INTEREST RECEIVED U.S. TREASURY NOTES 4.875% 5/31/26 CUSIP 91282CKS9 INTEREST ON 15,790,000.000 UNITS	384,881.25		
06/05/25	15,790,000-	SOLD U.S. TREASURY NOTES 4.875% 5/31/26 CUSIP 91282CKS9 AT \$100.6719 ON TRADE DATE 06/04/2025 TO SETTLE ON 06/05/2025 RBS/EQUITY FINANCE	15,896,089.06	15,912,125.78-	16,036.72-
06/05/25		ACCRUED INTEREST ON SALE U.S. TREASURY NOTES 4.875% 5/31/26 CUSIP 91282CKS9	10,515.88		
06/16/25		INTEREST RECEIVED USAA AUTO OWNER ABS 5.580% 5/15/28 CUSIP 90291VAC4 \$0.00389/PV ON 5,040,569.82 PV DUE 6/15/25	23,438.65		
06/16/25	392,346.83-	PAID DOWN USAA AUTO OWNER ABS 5.580% 5/15/28 CUSIP 90291VAC4 AT \$29.2586 ON TRADE DATE 06/15/2025 TO SETTLE ON 06/16/2025	392,346.83	392,278.17-	68.66

STATEMENT OF TRANSACTIONS
FOR THE PERIOD JUNE 1, 2025 THROUGH JUNE 30, 2025

CITY OF SANTA CLARA- CUSTODY
ACCOUNT NUMBER XXXXXXXX

STATEMENT OF TRANSACTIONS

DATE	PAR VALUE/SHARES	DESCRIPTION	CASH	COST VALUE	REALIZED GAIN/LOSS
06/20/25		INTEREST RECEIVED VOLKSWAGEN AUTO ABS 4.500% 8/20/29 CUSIP 92868MAD1 \$0.00375/PV ON 6,905,000.00 PV DUE 6/20/25	25,893.75		
06/25/25		INTEREST RECEIVED VR FHLMC MULTIFAMI 3.224% 3/25/27 CUSIP 3137BXQY1 \$0.00269/PV ON 8,000,000.00 PV DUE 6/25/25	21,493.34		
06/26/25		INTEREST RECEIVED WALMART INC 3.550% 6/26/25 CUSIP 931142ED1 INTEREST ON 5,700,000.000 UNITS	101,175.00		
06/26/25	5,700,000-	MATURED WALMART INC 3.550% 6/26/25 CUSIP 931142ED1 AT \$100.0000 ON TRADE DATE 06/26/2025	5,700,000.00	6,011,847.00-	311,847.00-
ENDING BALANCE			0.00	1,168,899,832.93	

INVESTMENT AND INSURANCE PRODUCTS ARE:

- NOT INSURED BY THE FEDERAL DEPOSIT INSURANCE CORPORATION (FDIC) OR ANY FEDERAL GOVERNMENT AGENCY
- NOT A DEPOSIT, OBLIGATION OF, OR GUARANTEED BY ANY BANK OR BANKING AFFILIATE
- SUBJECT TO INVESTMENT RISKS AND MAY LOSE VALUE, INCLUDING POSSIBLE LOSS OF PRINCIPAL AMOUNT INVESTED