


**Adoption of a Resolution  
Setting Rates for Overall  
Solid Waste Services  
and Annual Clean-up  
Campaign in the  
Exclusive Franchise  
Area**

**Public Hearing  
Item #7 – 24-1598  
June 4, 2024**

1



## **Solid Waste Rates**

- Services
  - Garbage
  - Yard Trimmings
  - Residential Recycling
  - Clean-up Campaign (CUC)
- Rates for each service that a customer subscribes to get combined into a bundled rate

2

**POST MEETING MATERIAL**

1



## Compensation Adjustments

- Effective July 1, 2024
  - MTWS increase @ 5.0% based on WST Index
  - GWR increase @ 2.6% based on Bay Area CPI
  - Recology increase @ 5.3%
    - Route growth increase
    - WST Index
  - Republic increase estimated @ 3% based on 80% CPI; 10% Employment Cost Index; 10% Gross National Product Implicit Price Deflator

3

3

## Bundled Solid Waste Rates



4

4



## Monthly Component Increases

% of Subscriptions	Service Type	FY 2023/24 Rate	FY 2024/25 Rate	Change in Rate
11%	20-gallon garbage cart	\$19.83	\$20.45	\$0.62
52%	32-gallon garbage cart	\$27.54	\$28.35	\$0.81
31%	64-gallon garbage cart	\$51.16	\$52.67	\$1.51
6%	96-gallon garbage cart	\$74.70	\$76.89	\$2.19
	Yard trimmings	\$14.25	\$15.14	\$0.89
	Recycling	\$7.33	\$8.02	\$0.69
	CUC	\$6.28	\$6.59	\$0.31

5

5



## Monthly Bundled Rate Changes

Garbage Cart Size	FY 23/24 Bundled Rate	FY 24/25 Bundled Rate	Change in Rate	% Change
20-gallon (SF)	\$47.69	\$50.20	\$2.51	5.3%
20-gallon (TH)	\$33.44	\$35.06	\$1.62	4.8%
32-gallon (SF)	\$55.40	\$58.10	\$2.70	4.9%
32-gallon (TH)	\$41.15	\$42.96	\$1.81	4.4%
64-gallon (SF)	\$79.02	\$82.42	\$3.40	4.3%
64-gallon (TH)	\$64.77	\$67.28	\$2.51	3.9%
96-gallon (SF)	\$102.56	\$106.64	\$4.08	4.0%
96-gallon (TH)	\$88.31	\$91.50	\$3.19	3.6%

6

6



## Bin Charges Increase Over Current Rates

	1/week	2/week	3/week	4/week	5/week	6/week
1 CY	3.08%	3.07%	3.05%	3.03%	3.02%	3.01%
1.5 CY	3.05%	3.05%	3.02%	3.00%	2.99%	2.98%
2 CY	3.04%	3.03%	3.02%	3.00%	2.98%	2.98%
3 CY	3.04%	3.01%	2.98%	2.96%	2.95%	2.94%
4 CY	3.02%	3.00%	2.98%	2.95%	2.94%	2.91%
6 CY	2.96%	2.95%	2.91%	2.89%	2.88%	2.88%
8 CY	2.92%	2.92%	2.91%	2.86%	2.85%	2.85%

7

7

## Countywide Rate Analysis



8

8



## Residential Cart Rate Comparison

	20-gallon	32-gallon	64-gallon	96-gallon
FY 2023/24 countywide average	\$36.44	\$44.82	\$78.18	\$115.92
FY 2024/25 Santa Clara single-family rate*	\$43.61	\$51.51	\$75.83	\$100.05
FY 2024/25 Santa Clara townhouse rate* ^	\$28.47	\$36.37	\$60.69	\$84.91

\* Excludes CSC Cleanup Campaign Cost

^ No other city offers reduced townhouse rates



## Garbage Bin Rate Comparison

	1 CY Bin 1 time per week	1 CY Bin 3 times per week	1 CY Bin 5 times per week	3 CY Bin 1 time per week	3 CY Bin 3 times per week	3 CY Bin 5 times per week
FY 2023/24 countywide average	\$194.01	\$573.25	\$946.29	\$424.06	\$1,261.85	\$2,095.74
FY 2024/25 Santa Clara rate	\$174.30	\$514.22	\$845.55	\$444.92	\$1,299.78	\$2,127.65

- Most jurisdictions have a separate charge for organics collection service
- Most jurisdictions anticipate rate increases in FY 2024/25



## Public Hearing

- Solid waste customers may submit oral or written protests until the close of the Public Hearing
- At close of Public Hearing, protests are tabulated
  - 34,948 notices were sent on April 17, 2024
  - If protests tabulated are 50 percent plus one (17,475), the proposed fees cannot be imposed
- If there is not a majority protest, Council can make and act on a motion to increase fees

11

11



## Recommendation

1. Adopt a Resolution setting the overall rates to be charged to rate payers for the collection and disposal of garbage, refuse, yard trimmings, recycling, and annual Clean-up Campaign in the exclusive franchise area, effective for the utility bills issued for services rendered on and after July 1, 2024

12

12

# Questions



**City of  
Santa Clara**  
The Center of What's Possible

13

13



## **Adoption of a Resolution Setting Rates for Overall Solid Waste Services and Annual Clean-up Campaign in the Exclusive Franchise Area**

**Public Hearing  
Item #7 – 24-1598**

**June 4, 2024**

14

6/4/24

Item #7

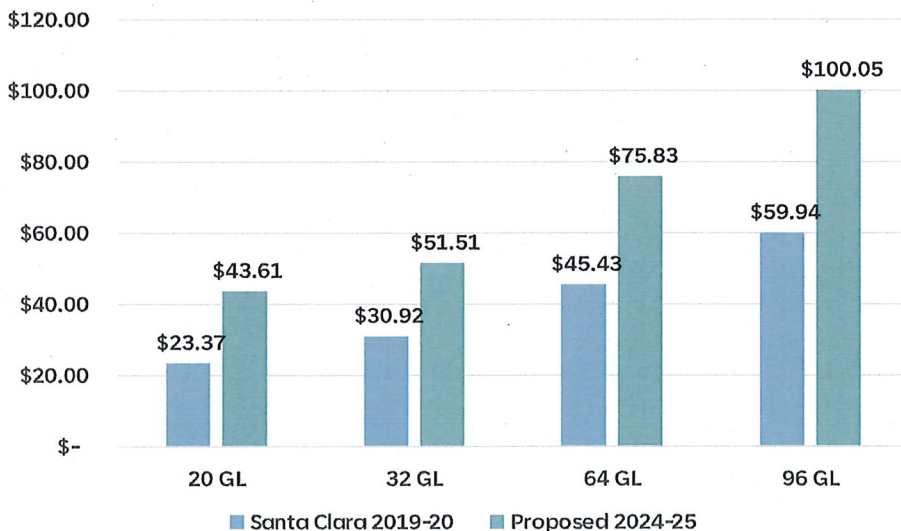


# City of Santa Clara Garbage Rates Analysis

6.4.2024 – Councilmember Raj Chahal

Santa Clara residents will experience rate hikes up to 87% from '19-20 rates under current proposal

Santa Clara '19-20 vs. '24-25 Rates

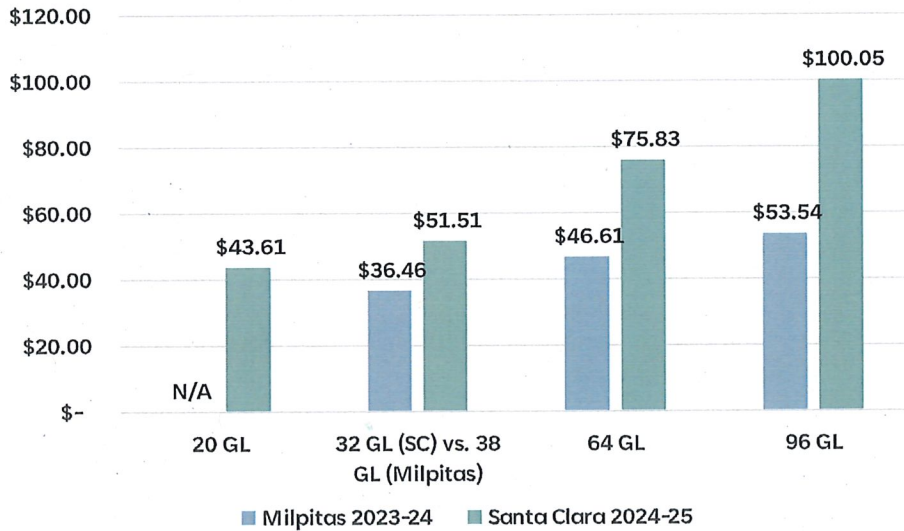


Size	% hike since 2019-20
20 Gallon	87%
32 Gallon	67%
64 Gallon	67%
96 Gallon	67%



## Santa Clara residents will pay 41 to 87% more than Milpitas residents

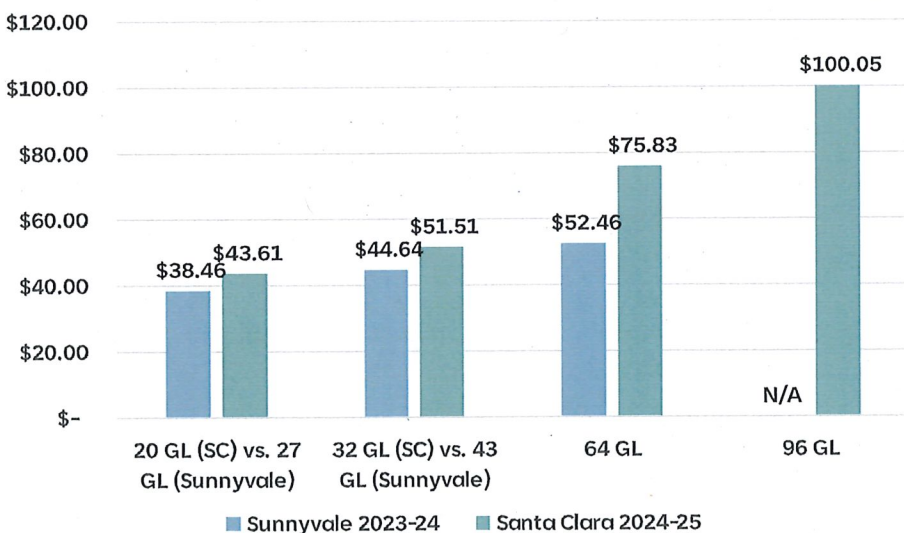
Milpitas '23-24 Split Bin Rates vs. Santa Clara Single Bin '24-25 Rates



Size	% increased cost vs. Milpitas
20 GL	N/A
32 GL (SC) vs. 38 GL (Milpitas)	41%
64 GL	63%
96 GL	87%

## Santa Clara residents will pay 13 to 45% more than Sunnyvale residents

Sunnyvale '23-24 Split Bin Rates vs. Santa Clara Single Bin '24-25 Rates



Size	% increased cost vs. Sunnyvale
20 GL (SC) vs. 27 GL (Sunnyvale)	13%
32 GL (SC) vs. 43 GL (Sunnyvale)	15%
64 GL	45%
96 GL	N/A