City of Santa Clara

Joint Meeting Agenda of the City Council and Authorities Concurrent & Santa Clara Stadium Authority Board

Tuesday, May 5, 2026 **5:30 PM** **Hybrid Meeting**
City Hall Council Chambers/Virtual
1500 Warburton Avenue
Santa Clara, CA 95050

Council/Boardmember Chahal will be participating remotely from the following location: 627 Sector 11 Panchkula HR India

The City of Santa Clara is conducting City Council meetings in a hybrid manner (in-person and continues to have methods for the public to participate remotely).

- Via Zoom:
  - o https://santaclaraca.zoom.us/j/99706759306
    Meeting ID: 997-0675-9306
  - o Phone 1(669) 900-6833

How to Submit Written Public Comment Before City Council Meeting:

1. Use the eComment tab located on the City Council Agenda page (https://santaclara.legistar.com/Calendar.aspx). eComments are directly sent to the iLegislate application used by City Council and staff, and become part of the public record. eComment closes 15 minutes before the start of a meeting.
2. By email to clerk@santaclaraca.gov by 12 p.m. the day of the meeting. Those emails will be forwarded to the Council and will be uploaded to the City Council Agenda as supplemental meeting material. Emails received after the 12 p.m. cutoff time up through the end of the meeting will form part of the meeting record. Please identify the Agenda Item Number in the subject line of your email. **NOTE:** Please note eComments and Emails received as public comment **will not** be read aloud during the meeting.

Agendas, Staff Reports and some associated documents for City Council items may be viewed on the Internet at https://santaclara.legistar.com/Calendar.aspx

All public records relating to an open session item on this agenda, which are not exempt from disclosure pursuant to the California Public Records Act, that are distributed to a majority of the legislative body will be available for public inspection at the Office of the City Clerk at Santa Clara City Hall, 1500 Warburton Avenue, Santa Clara, CA 95050 at the same time that the public records are distributed or made available to the legislative body. Any draft contracts, ordinances and resolutions posted on the Internet site or distributed in advance of the Council meeting may not be the final documents approved by the City Council. For the final document, you may contact the Office of the City Clerk at (408) 615-2220 or Clerk@santaclaraca.gov.

Study Session - 5:30 PM | Regular Meeting - 7:00 PM

5:30 PM STUDY SESSION

Call to Order in the Council Chambers

Confirmation of Quorum

1. 26-255 Study Session: Review of the Proposed FY 2026/27 & FY 2027/28 Biennial Capital Improvement Program Budget and FY 2026/27 Operating Budget Amendments

Recommendation: Review and provide input on the Proposed FY 2026/27 & FY 2027/28 Biennial Capital Improvement Program Budget and FY 2026/27 Operating Budget Changes.

7:00 PM JOINT CITY COUNCIL/STADIUM AUTHORITY BOARD MEETING

Call to Order in the Council Chambers

Pledge of Allegiance and Statement of Values

Roll Call

CONTINUANCES/EXCEPTIONS/RECONSIDERATIONS

SPECIAL ORDER OF BUSINESS

2.A 26-502 Commendation of the 25th Anniversary of the Santa Clara City Library Foundation & Friends

2.B 26-347 Proclamation of May 2026 as Affordable Housing Month

2.C 26-211 Proclamation of May 17-23, 2026 as National Public Works Week

2.D 26-492 Proclamation of May 3-9, 2026, as Professional Municipal Clerks Week

CONSENT CALENDAR

[Items listed on the CONSENT CALENDAR are considered routine and will be adopted by one motion. There will be no separate discussion of the items on the CONSENT CALENDAR unless discussion is requested by a member of the Council, staff, or public. If so requested, that item will be removed from the CONSENT CALENDAR and considered under CONSENT ITEMS PULLED FOR DISCUSSION.]

3.A **26-9** Board, Commissions and Committee Minutes

Recommendation: Note and file the Minutes of:

Cultural Commission - March 2, 2026
Youth Commission - February 10, 2026
Youth Commission - March 10, 2026
Senior Advisory Commission - January 26, 2026
Senior Advisory Commission - March 16, 2026
Parks & Recreation Commission - January 12, 2026
Parks & Recreation Commission - March 09, 2026

3.B **26-253** Action on City Bills and Claims Report for the period February 7, 2026 - March 6, 2026

Recommendation: Approve the list of Bills and Claims for February 7, 2026 - March 6, 2026.

3.C **26-455** Action on City Bills and Claims Report for the period March 7, 2026 - April 3, 2026

Recommendation: Approve the list of Bills and Claims for March 7, 2026 - April 3, 2026.

3.D 26-1668 Action on Award of a Public Works Contract for the Citywide Emergency Generators Replacement Phase 3 Project to Saboo Inc. and Approval of Related Budget Amendments

Recommendation:

1. Determine that the proposed actions are exempt from CEQA pursuant to Section 15301 (c), "Existing Facilities," of Title 14 of California Code of Regulations;
2. Award the Public Works Contract for the Citywide Emergency Generators Replacement Phase 3 Project to the lowest responsive and responsible bidder, Saboo Inc., in the amount of $2,700,000 and authorize the City Manager or Designee to execute any and all documents associated with, and necessary for the award, completion, and acceptance of this Project in final forms approved by the City Attorney;
3. Authorize the City Manager or Designee to execute change orders up to approximately 15 percent of the original contract price, or $405,000, for a total not to exceed contract amount of $3,105,000; and
4. Approve the following FY 2025/26 budget amendments:
   a. In the Public Buildings Capital Fund, recognize a transfer from the Water Utility Fund in the amount of $725,320, a transfer from the Water Utility Capital Fund in the amount of $2,300,000, and a transfer from the Electric Utility Capital Fund in the amount of $360,530, and increase the Standby Stationary Generators Project by $3,385,850 **(five affirmative Council votes required to appropriate additional revenue)**;
   b. In the Water Utility Fund, establish a transfer to the Public Buildings Capital Fund in the amount of $725,320 and decrease the Unrestricted Ending Fund Balance in the amount of $725,320 **(five affirmative Council votes required for the use of unused balances)**;
   c. In the Water Utility Capital Fund, establish a transfer to the Public Buildings Capital Fund in the amount of $2,300,000 and decrease the Buildings and Grounds Project by $2,300,000 **(majority affirmative Council votes required)**; and

d. In the Electric Utility Capital Fund, establish a transfer to the Public Buildings Capital Fund in the amount of $360,530 and decrease the Electric Yard Building and Grounds Project in the amount of $360,530 **(majority affirmative Council votes required)**.

3.E 26-275 Action to Authorize the City Manager to Enter into an Exclusive Negotiating Agreement (ENA) with Valley Water for the Development of the Pure Water Silicon Valley Project (PWSV)

Recommendation: Authorize the City Manager or their designee to execute the Exclusive Negotiations Agreement between the City of San José, City of Santa Clara, and Valley Water in substantially the form presented, in a final form approved by the City Attorney

3.F 26-67 Action on a Resolution to Adopt a List of Projects Funded by Senate Bill 1, The Road Repair and Accountability Act, for Fiscal Year 2026-27

Recommendation: Adopt a Resolution with a List of Projects Funded by Senate Bill 1, The Road Repair and Accountability Act, for Fiscal Year 2026-27.

3.G 26-491 Action on a Resolution of the City of Santa Clara Authorizing the Display of the FIFA ceremonial flag from May 12, 2026 to July 19, 2026.

Recommendation: Adopt a Resolution waiving the 30 continuous day maximum display period in City Council Policy 48 (“Display of Flags”) and authorizing the display of the FIFA World Cup flag from May 12, 2026 to July 19, 2026 at City Hall and other suitable locations throughout the City approved by the City Manager.

3.H 26-500 Approve an Update to the Unit 1 Classified Salary Plan to Reflect the Approved Increase to the 40-hour Special Assignment Pay

Recommendation: Adopt a Resolution Updating the Salary Plan for various Unit 1 classified positions to satisfy the requirements of California Code of Regulations Section 570.5.

SANTA CLARA STADIUM AUTHORITY BOARD CONSENT CALENDAR

4. **26-302** Action on Stadium Authority Bills and Claims for the Month of March 2026

Recommendation: Approve the list of Stadium Authority Bills and Claims for March 2026.

PUBLIC PRESENTATIONS

[This item is reserved for persons to address the Council or authorities on any matter not on the agenda that is within the subject matter jurisdiction of the City or Authorities. The law does not permit action on, or extended discussion of, any item not on the agenda except under special circumstances. The governing body, or staff, may briefly respond to statements made or questions posed, and appropriate body may request staff to report back at a subsequent meeting. Although not required, please submit to the City Clerk your name and subject matter on the speaker card available in the Council Chambers.]

CONSENT ITEMS PULLED FOR DISCUSSION

PUBLIC HEARING/GENERAL BUSINESS

5. **26-422** Public Hearing - Adopt a Resolution Approving the California Municipal Finance Authority Issuance of Tax-Exempt Bonds for Financing of a 100% Affordable Multifamily Rental Housing Project located at 3550 El Camino Real

Recommendation:
1. Conduct the Tax Equity and Fiscal Responsibility Act ("TEFRA") public hearing; and
2. Adopt the resolution in substantially the form presented approving the issuance of not to exceed $50 million in bonds by the CMFA for the benefit of Clara Gardens LP, as the borrower, to provide for the financing of the affordable housing project at 3550 El Camino Real to satisfy TEFRA requirements.

6. **26-290** Review and Adopt the Parks and Recreation Master Plan and Adopt a Resolution Approving the Plan

Recommendation: Review the Parks & Recreation Master Plan and Adopt a Resolution Approving the Plan dated March 9, 2026.

7. **26-149** Adopt a Resolution to Declare the City of Santa Clara's Intention to Renew the Santa Clara Tourism Improvement District (SCTID) and fix the time and place for a public meeting and public hearing

Recommendation: Adopt a Resolution of Intention declaring the City's intent to renew the Santa Clara Tourism Improvement District (SCTID) for five (5) years starting July 1, 2026.

8. **26-70** Action to Waive First Reading and Introduce an Ordinance Adding Chapter 12.65 Entitled "Encroachments of Private Improvements into Public Rights-of-Way" to the City Code to Establish Procedures for the Administrative Approval of Private Encroachments within the Public Right-of-Way

Recommendation: Alternative 1:
Waive First Reading and Introduce an Ordinance Adding new Chapter 12.65 entitled "Encroachments of Private Improvements into Public Rights-of-Way" to Title 12 (entitled "Streets, Sidewalks and Public Places") of "The Code of the City of Santa Clara, California" ("SCCC").

9. 26-136 Public Hearing: Opportunity for Public Comment and action on the Final Version of the FY 2026/27 Annual Action Plan for the Use of Federal Housing and Urban Development (HUD) Grant Funds (Hearing 2 of 2)

Recommendation:

1. Note and File Public Comment on FY 2026/27 Annual Action Plan for U.S. Department of Housing and Urban Development Funds;
2. Approve the FY 2026/27 Annual Action Plan in substantially the form presented, and direct staff to summarize and include all public comments to be submitted to HUD within sixty (60) days after receiving the allocation notice;
3. Allocate $30,000 from the Housing Division's annual General Fund budget for the Bill Wilson Center Family Therapy Counseling Program and reallocate $30,000 in HUD public service funding evenly to the other public service agencies;
4. Appropriate a total of $60,000 to Nextdoor Solutions for domestic violence support services using HOME ARP funding for fiscal years 2026/27 and 2027/28. These funds were already programmed for supportive services in the HOME ARP Plan, but additional action is needed to award these funds to Nextdoor Solutions;
4. Delegate authority to the City Manager or designee to negotiate, draft, and execute a two-year agreement with the County Office of Supportive Housing not-to-exceed $350,000, using local funding that is allocated through the City Council's adoption of the FY 2026/27 Annual Action Plan in final forms approved by the City Attorney; and
5. Delegate authority to the City Manager or designee to execute all agreements and amendments for federal and local funding that is allocated through the City Council's adoption of the FY 2026/27 Annual Action Plan in final forms approved by the City Attorney.

REPORTS OF MEMBERS, SPECIAL COMMITTEES AND COUNCILMEMBER 030 REQUESTS

CITY MANAGER/EXECUTIVE DIRECTOR REPORT

ADJOURNMENT

The next regular scheduled meeting is on Tuesday, May 19, 2026 in the City Hall Council Chambers.

MEETING DISCLOSURES

The time limit within which to commence any lawsuit or legal challenge to any quasi-adjudicative decision made by the City is governed by Section 1094.6 of the Code of Civil Procedure, unless a shorter limitation period is specified by any other provision. Under Section 1094.6, any lawsuit or legal challenge to any quasi-adjudicative decision made by the City must be filed no later than the 90th day following the date on which such decision becomes final. Any lawsuit or legal challenge, which is not filed within that 90-day period, will be barred. If a person wishes to challenge the nature of the above section in court, they may be limited to raising only those issues they or someone else raised at the meeting described in this notice, or in written correspondence delivered to the City of Santa Clara, at or prior to the meeting. In addition, judicial challenge may be limited or barred where the interested party has not sought and exhausted all available administrative remedies.

California Government Code Section 84308, most recently amended by SB 1243, commonly referred to as the "Levine Act," prohibits a local elected official or quasi-judicial appointed official from participating in any action related to a contributor's contract, license, permit, or use entitlement if he/she/it receives any campaign contributions totaling more than $500 within the previous twelve months, and for twelve months following the date a final decision has been made, from the party, participants, or agents in the proceeding. Parties, Participants or Agents for a proceeding involving a license, permit, or other use entitlement pending before the City Council or a City quasi-judicial body must complete the California Levine Act Disclosure Statement prior to their proceeding.

STREAMING SERVICES: As always, the public may view the meetings on SantaClaraCA.gov, Santa Clara City Television (Comcast cable channel 15), or the livestream on the City's YouTube channel or Facebook page.

Note: The public cannot participate in the meeting through these livestreaming methods; livestreaming capabilities may be disrupted at times, viewers may always view and participate in meetings in-person and via Zoom as noted on the agenda.

AB23 ANNOUNCEMENT: Members of the Santa Clara Stadium Authority, Sports and Open Space Authority and Housing Authority are entitled to receive $30 for each attended meeting.

Note: The City Council and its associated Authorities meet as separate agencies but in a concurrent manner. Actions taken should be considered actions of only the identified policy body.

LEGEND: City Council (CC); Stadium Authority (SA); Sports and Open Space Authority (SOSA); Housing Authority (HA); Successor Agency to the City of Santa Clara Redevelopment Agency (SARDA); Bayshore North Project Enhancement Authority (BNPEA); Public Facilities Financing Corporation (PFFC)

Public contact was made by posting the Council agenda on the City's official-notice bulletin board outside City Hall Council Chambers. A complete agenda packet is available on the City's website and in the City Clerk's Office at least 72 hours prior to a Regular Meeting and 24 hours prior to a Special Meeting. A hard copy of any agenda report may be requested by contacting the City Clerk's Office at (408) 615-2220, email clerk@santaclaraca.gov or at the public information desk at any City of Santa Clara public library.

If a member of the public submits a speaker card for any agenda items, their name will appear in the Minutes. If no speaker card is submitted, the Minutes will reflect "Public Speaker."

In accordance with the requirements of Title II of the Americans with Disabilities Act of 1990 ("ADA"), the City of Santa Clara will not discriminate against qualified individuals with disabilities on the basis of disability in its services, programs, or activities, and will ensure that all existing facilities will be made accessible to the maximum extent feasible. The City of Santa Clara will generally, upon request, provide appropriate aids and services leading to effective communication for qualified persons with disabilities including those with speech, hearing, or vision impairments so they can participate equally in the City's programs, services, and activities. The City of Santa Clara will make all reasonable modifications to policies and programs to ensure that people with disabilities have an equal opportunity to enjoy all of its programs, services, and activities. Individuals who require an auxiliary aid or service for effective communication, or any other disability-related modification of policies or procedures, or other accommodation, in order to participate in a program, service, or activity of the City of Santa Clara, should contact the City's ADA Coordinator at 408-615-3000 as soon as possible but no later than 48 hours before the scheduled event.

26-255 Agenda Date: 5/5/2026

REPORT TO COUNCIL

SUBJECT

Study Session: Review of the Proposed FY 2026/27 & FY 2027/28 Biennial Capital Improvement Program Budget and FY 2026/27 Operating Budget Amendments

BACKGROUND

City Charter *Section 1302 Budget - Submission to City Council* requires that at least thirty-five days prior to the beginning of each fiscal year, or at such prior date thereto determined by the City Council, the City Manager shall submit the proposed budget to the City Council.

This budget continues the biennial budget process that alternates between an operating and capital budget. This year's budget focuses on the capital infrastructure, supporting the facilities that serve our residents and community. Amendments to the FY 2026/27 Adopted Operating Budget are also included. The Proposed Budget is attached to the memorandum and can be found online at: https://www.santaclaraca.gov/home/showpublisheddocument/89480/639129921984993075.

The City Council approves a set of Budget Principles each year. These Budget Principles provide a general framework and approach for developing the City's budget, ensuring fiscal stability by considering both the short and long-term impacts of any funding decisions. For FY 2026/27, the proposed principles are revised to 1) include a new item to focus on fiscal sustainability efforts to better position the City long-term, 2) revise an existing item that would explore expanding existing revenue sources and/or add new revenue sources by specifying that these efforts would address targeted needs; and 3) revise the employee engagement item to include language to inform employees on the content of the budget and priorities for the upcoming year. The proposed FY 2026/27 Budget Principles can be found in the Budget and Fiscal Policies section of this document.

Budget Study Sessions are scheduled for May 5, 2026 and May 19, 2026 and the public hearing and budget adoption are scheduled for June 9, 2026.

DISCUSSION

The annual budget serves as a financial plan and operational guide that reflects the policies, goals, and priorities of the City Council and community. The capital budget guides the City in the planning, scheduling, and budgeting of capital investments within the City.

Total Budget Overview

The FY 2026/27 Proposed Budget totals $1.67 billion. This budget figure includes adjustments for transfers, contributions and reserves to avoid double counting of the same funds (e.g., internal service funds are excluded). Table 1 below summarizes the total budgets by fund group.

Table 1: City of Santa Clara Annual Budget			
Fund Type	FY2025/26 Budget (Adopted June 2025)	FY2026/27 Budget (Adopted June 2025)	FY2026/27 Proposed Budget (for June 2026 Adoption)
General Fund	$335,374,572	$342,972,517	$365,418,808
Special Revenue Funds	52,037,355	38,806,836	43,199,213
Enterprise Funds	1,012,631,859	1,100,414,703	1,228,839,445
Internal Service Funds	51,672,525	48,281,729	49,000,124
Debt/Other*	273,236,049	27,245,993	64,479,696
Less Transfers, Contributions and Reserves*	(529,425,156)	(302,635,147)	(436,802,534)
Subtotal Operating Budget	$1,195,527,204	$1,255,086,631	$1,314,134,752
Capital Funds	777,527,724	150,763,062	$362,495,965
Less Transfers, Contributions and Reserves*	(1,454,000)	(1,454,000)	(2,154,000)
Subtotal Capital Budget	$776,073,724	$149,309,062	$360,341,965
Total Budget	$1,971,600,928	$1,404,395,693	$1,674,476,717

* Adjusts for transfers, contributions and reserves to avoid double counting of the same funds (e.g., internal service funds are excluded).

The FY 2026/27 Proposed Budget of $1.67 billion is below the FY 2025/26 Adopted Budget of $1.97 billion primarily because the carryover of capital funds from FY 2025/26 to FY 2026/27 has not yet been factored into the budget. These carryover adjustments are expected to be brought forward later in the budget process and incorporated into the FY 2026/27 Adopted Budget. The FY 2026/27 Proposed Budget is $270.1 million above the FY 2026/27 Budget approved in June 2025 primarily due to additional planned investments in the capital budget, including the first tranche of Measure I Bond Projects. Proposed augmentations to various department staffing and planned debt issuances also contribute to the increase from the previously adopted FY 2026/27 budget.

Biennial Capital Budget

The CIP guides the City in the planning, scheduling, and budgeting of capital investments within each of the twelve theme areas. The FY 2026/27 and 2027/28 Biennial Capital Budget and CIP is a carefully balanced budget that continues strategic investments in the City's infrastructure. The Proposed Biennial Capital Budget totals $593.1 million and the five-year CIP totals $1.11 billion.

Table 2: Proposed CIP by Theme is a breakdown of the capital budget by theme.

Table 2: Proposed CIP by Theme				
Theme	2026/27 Budget	2027/28 Budget	Total Biennial Budget	Total Five-Year CIP
Administrative Facilities	$12,707,950	$3,482,500	$16,190,450	$17,640,450
Community Facilities	$6,693,750	$0	$6,693,750	$8,835,750
Convention Center	$0	$0	$0	$0
Electric Utility	$225,426,000	$171,415,000	$396,841,000	$739,393,000
Other Community Projects	$3,824,794	$3,779,339	$7,604,133	$18,968,087
Parks and Trails	$7,296,000	$742,145	$8,038,145	$19,874,595
Sewer Utility	$30,330,379	$29,553,430	$59,883,809	$156,945,767
Solid Waste	$1,234,160	$3,060,000	$4,294,160	$7,026,516
Storm Drain	$19,516,300	$416,000	$19,932,300	$20,382,300
Technology and Equipment	$557,000	$386,000	$943,000	$2,020,000
Transportation	$47,180,632	$14,306,541	$61,487,173	$97,286,186
Water and Recycled Water Utilities	$5,575,000	$5,575,000	$11,150,000	$24,425,000
Total Capital Budget	$360,341,965	$232,715,955	$593,057,920	$1,112,797,651

Capital Highlights

Of the $1.11 billion CIP, $928 million (84%) funds capital projects for the City's utilities and there is sufficient funding in the associated utility funds to support these projects. The other projects total $185 million (16%) and fund improvements to the parks, trails, libraries, transportation system, storm system, and other City facilities. Additional investments in these areas are possible due to the voter approval of Measure I in November 2024 that allows the issuance of $400 million in general obligation bonds as well as the use of the General Fund Capital Projects Reserve. With these funds, the City will address many critical infrastructure needs. However, a funding gap remains and unfunded projects identified in this budget total $252.9 million over the next five years. This funding gap does not fully represent all the unmet/deferred infrastructure needs throughout the City beyond the five-year CIP period that total over $1 billion.

Following are some of the key investments by theme in this CIP that are detailed in the Capital Improvement Program section of the Proposed Budget:

- Administrative Facilities - General Obligation Bond Projects include Fire Station 5 Replacement ($2.0 million), Fire Station 7 Replacement ($3.5 million), Fire Training Tower Renovation ($0.8 million), Fire Station Security Upgrade ($1.9 million), Real Time Intelligence Center Feasibility ($0.2 million), Police Training Facility Feasibility and Assessment ($0.3 million), Police Drone First Responder Infrastructure ($0.1 million), and Triton Museum Renovation ($1.0 million).

  Other major projects include Public Buildings Parking Lot Improvements ($1.6 million), ADA Transition Plan Implementation (Public Buildings) ($1.8 million), and Electric Vehicle Charging (Fleet) ($1.7 million).

- Community Facilities - General Obligation Bond Projects include Renovation/ Expansion of 3 Public Libraries (Central Library Restrooms & Access Control Redesign; Central Library Lighting Control System Replacement; Central Library Entry Auto Door System Replacement; and Central, Mission, and Northside Libraries Renovation Design) ($1.9 million), Community

ISC Aquatic Facility Renovation/ Replacement (Phase 2) ($2.0 million).

Other major projects include Central Park Library - Carpet Replacement ($1.1 million) and Central Park Library - Repaint Interior ($1.0 million)

- Convention Center - It is anticipated that a portion of the funding budgeted in FY 2025/26 will be carried over to FY 2026/27 to continue to complete various projects that are underway; no additional funding is allocated in the CIP.
- Electric Utility - Major projects include CAISO 3rd 230V T-Line into NRS ($109.4 million), Transmission Loop 1 ($106.9 million), Spare Equipment Strategy & Procurement ($44.0 million), New Business Estimate ($43.3 million), Homestead Substation Rebuild ($40.0 million), Agnew Rebuild and Expansion ($38.4 million), Transmission and Distribution Capital Maintenance and Betterments ($35.7 million), Mahor Engine Overhaul and Repair ($34.0 million), South Loop Reconductor ($30.2 million), and DVR Spare Engine Procurement Project ($30.0 million).
- Other Community Projects - Projects include General Obligation Bond Implementation ($10.0 million, supported by the General Fund), Measure I Fixture, Furniture, and Equipment ($5.0 million, supported by the General Fund), Related Santa Clara ($3.8 million), Tasman East Specific Plan Infrastructure Fee Administration ($0.2 million), and ADA Self Evaluation and Transition Plan Update ($50,000).
- Parks and Trails - General Obligation Bond Projects include Warburton Park Playground Renovations ($3.0 million) and Henry Schmidt Park Playground Renovations (funding in FY 2025/26).

  Other major projects include Earl Carmichael Park Playground Rehabilitation ($5.7 million), Maywood Park Playground Rehabilitation ($2.8 million), Mary Gomez Park Playground Rehabilitation ($1.8 million), Warburton Park Playground Rehabilitation ($1.1 million), and Park Improvements ($1.0 million).
- Sewer Utility - Major projects include San José-Santa Clara Regional Wastewater Facility ($124.1 million), Sanitary Sewer Capacity Improvements ($14.5 million), Sanitary Sewer System Improvements ($10.0 million), and Sanitary Sewer System Condition Assessment ($5.0 million).
- Solid Waste - Projects include Sanitary Landfill Development - Post Closure ($4.4 million) and Emergency Backup and Collection System Enhancements for Closed Landfill ($2.6 million).
- Storm Drain - General Obligation Bond Projects include Green Storm Drain Infrastructure Design & Construction ($6.1 million), Storm Drain System Improvements ($5.0 million), Bowers Ave Underpass SDPS Rehabilitation ($1.7 million), and Storm Drain Renovations ($0.2 million).

  Other major projects include Storm Drain Pump Station RTU Upgrade ($1.8 million), Storm Drain Renovations ($0.8 million), Storm Drain Master Plan Update ($0.7 million), Lick Mill Storm Drain Pump Station Rehabilitation ($0.4 million), Fairway Glen Storm Drain Pump Station Rehabilitation ($0.4 million), Tri-Level Underpass Storm Drain Pump Station Rehabilitation ($0.2 million), and Anna Drive Neighborhood Flood Protection ($0.1 million;

remaining FY 2025/26 funding will be carried over to FY 2026/27).

- Technology and Equipment - The projects include Geospatial Information System (GIS) Enterprise System ($1.7 million), Replacement VOIP Phone System for Aging Mitel Connect ($0.2 million), Permit Information System ($50,000), and Fire Station 3 Sprinklers ($31,000).
- Transportation - General Obligation Bond Projects include Street Resurfacing and Rehabilitation ($15.2 million), ADA Improvements ($5.0 million), Creek Trail Rehabilitation ($2.3 million), and Bicycle Wayfinding ($0.3 million).

  Other projects include Annual Street Maintenance and Pavement Rehabilitation ($45.6 million), Tasman Complete Streets Plan 2021 Improvements Phase I - North San Jose Settlement ($2.9 million), Uncontrolled Crosswalks Improvements ($2.5 million), Sidewalk, Curb and Gutter Repair ($1.9 million), Cupertino-Santa Clara On-Demand Shuttle Project ($1.8 million), Santa Clara Vision Zero Plan - Infrastructure Implementation ($1.3 million), Monroe Street Class II Buffered Bicycle Lane Improvements ($1.3 million), Bridge Maintenance Program ($1.2 million), ADA Transition Plan Implementation (Public Right of Way) ($1.0 million), Traffic Signal Interconnect Upgrade ($0.9 million), Citywide Traffic Intelligence ($0.9 million), Traffic Signal Enhancements ($0.8 million), Quick Build Bike and Pedestrian Safety Project ($0.7 million), and Neighborhood Traffic Calming ($0.6 million).
- Water and Recycled Water Utilities - The major projects include Distribution System Replacement/ Restoration ($15.0 million), New and Replacement Wells ($4.5 million), Buildings and Grounds ($1.9 million), Public Works Paving Support - Water ($1.5 million), and Supervisory Control and Data Acquisition (SCADA) Improvements ($0.9 million).

Unfunded Projects

While there is funding available to support the capital projects for the City's utilities, there is insufficient funding to meet the infrastructure needs in many other areas. Table 3: Unfunded CIP Projects by Theme identifies unfunded projects of $252.9 million that were itemized as part of this CIP process.

Table 3: Unfunded CIP Projects by Theme

Theme	Unfunded Projects
Administrative Facilities	$28.3 M
Community Facilities	$50.0 M
Convention Center	$10.4 M
OtherCommunity Projects	$0.1 M
Parks and Trails	$88.0 M
Storm Drain	$21.6 M
Technology and Equipment	$0.2 M
Transportation	$54.3 M
Total Unfunded Projects	$252.9 M

Descriptions of the unfunded projects are provided in the Capital Improvement Program section of the Proposed Budget by theme.

The unfunded projects identified in the Proposed Budget represent only a portion of the unmet/deferred infrastructure needs in the City, with many significant needs spread across the capital theme areas, including:

- Parks and Recreation Master Plan Phase 1 (Years 1-5 in 2025 dollars) - $185 million to $260 million; new facilities planned for the later phases of the master plan
- Library Facilities Master Plan - over $55 million for existing and new facilities (2025 dollars)
- Vision Zero Action Plan - $350 million (2025 dollars) of capital improvements on the citywide high-injury network
- Storm Drain Master Plan - $290 million (in 2018 dollars) and the Storm Drain Pump Station Evaluation identified $3 million (2018 dollars) annually for pump station repair, maintenance and upgrades
- Santa Clara Bicycle Plan Update 2018 - $39.3 million (in 2018 dollars)
- Santa Clara Pedestrian Master Plan - $194.0 million (in 2019 dollars)
- Americans with Disabilities Act Self-Evaluation and Transition Plan (Draft) - $758.5 million (in 2024 dollars)
- Public buildings (e.g., new City Hall, existing City Hall, historic buildings, corporation yard)

FY 2026/27 Operating Budget

The Proposed Budget includes updates to FY 2026/27 for all operating funds as reflected in the Source and Use Statements and described in the operating budget changes in the Appendices section of the Proposed Budget document. This includes updated revenue and expenditure estimates for each fund.

FY 2026/27 Operating Budget Amendments

The City Council approved the FY 2025/26 and 2026/27 Biennial Operating Budget in June 2025. While this year's budget is focused on the capital budget, amendments to the FY 2026/27 Adopted Operating Budget are necessary to reflect the updated revenue estimates and to account for updated labor and non-personnel costs in the General Fund and other funds. With the improved General Fund Forecast, there are a number of service enhancements that are recommended for funding in FY 2026/27, including:

- $2.0 million in the General Fund for City Council priorities; the City Council will determine the use of these one-time funds.
- $1.0 million from the General Fund transferred to the Measure I Bond Projects Furniture, Fixtures and Equipment project in the General Government Capital Fund to cover project-related costs that are ineligible for bond proceeds.
- $10.4 million from the General Fund transferred to a new Infrastructure Replacement Capital Fund to replace capital assets that have reached the end of their useful life.
- $3.0 million from the General Fund allocated to a Position Restorations Reserve to unfreeze positions that were frozen to address budget shortfalls in previous years.
- $4.8 million from the General Fund allocated to the Pension Stabilization Reserve; this contribution is equivalent to one percent of the unfunded liability and is consistent with the targeted annual contribution set forth in the City's Budget and Fiscal Policies.

- Position changes based on organizational reviews conducted for the Public Works and Parks and Recreation Departments to improve effectiveness and service delivery in those departments. Additional organizational reviews are underway and position changes are expected to be brought forward in FY 2026/27 and/or during the FY 2027/28 and FY 2028/29 Proposed Operating Budget process. Additional positions are also recommended to address specific needs.

The 2026/27 Proposed Budget reflects an increase of 30.25 positions from the 2026/27 Budget approved in June 2025 as detailed in the Budgeted Positions section of this document. This includes a net 6.0 positions that were added during FY 2025/26 after the adoption of the budget (1.0 position added through Report to Council 25-773, 3.0 positions added through Report to Council 25-725, and a net 2.0 positions added through Report to Council 26-249). An additional 24.25 positions are proposed in this budget, including the following: 13.0 positions associated with organizational reviews for the Parks and Recreation and Public Works Departments; 6.0 positions supported by the Electric Utility (Electric Utility, Finance and Human Resources positions); 3.0 positions in Human Resources, 2.0 positions in the City Manager's Office; and 0.25 position in the Library Department.

ENVIRONMENTAL REVIEW

The action being considered does not constitute a "project" within the meaning of the California Environment Quality Act ("CEQA") pursuant to section 15378(a)(4) of Title 14 of the California Code of Regulations in that it is a fiscal activity that does not involve any commitment to any specific project which may result in a potentially significant impact on the environment.

FISCAL IMPACT

The Proposed Biennial Capital Budget totals $360.3 million in FY 2026/27 and $232.7 million in FY 2027/28, and the five-year Capital Improvement Program totals $1.11 billion. The Proposed Operating Budget for FY 2026/27 is $1.31 billion. The combined proposed capital and operating budgets for FY 2026/27 total $1.67 billion.

COORDINATION

This report has been coordinated with the City Attorney's Office.

PUBLIC CONTACT

Public contact was made by posting the Council agenda on the City's official-notice bulletin board outside City Hall Council Chambers. A complete agenda packet is available on the City's website and in the City Clerk's Office at least 72 hours prior to a Regular Meeting and 24 hours prior to a Special Meeting. A hard copy of any agenda report may be requested by contacting the City Clerk's Office at (408) 615-2220, email clerk@santaclaraca.gov or at the public information desk at any City of Santa Clara public library.

RECOMMENDATION

Review and provide input on the Proposed FY 2026/27 & FY 2027/28 Biennial Capital Improvement Program Budget and FY 2026/27 Operating Budget Changes.

Reviewed by: Kenn Lee, Director of Finance
Approved by: Jovan Grogan, City Manager

ATTACHMENT

1. FY 2026/27 & FY 2027/28 Biennial Capital Improvement Program Budget and FY 2026/27 Operating Budget Changes

powered by Legistar™

FY 2026/27 and FY 2027/28

Proposed Biennial Capital Improvement Program Budget

City of Santa Clara

This page is intentionally left blank.

TABLE OF CONTENTS

	Page
Transmittal Letter	7
City Profile	39
Budget and Fiscal Policies	57
Budget Summary	89
Revenue by Fund	91
Expenditure by Fund	94
Transfer Schedule	97
CIP Budget by Theme	100
CIP Budget by Fund	101
CIP Unfunded List	103
CIP Operating Impacts	105
CIP Budget by Expenditure Category	106
Measure I General Obligation Bond Program Summary	107
Summary of Budgeted Positions	115
Debt Service	121
Ten-Year General Fund Financial Forecast	137
Statements of Sources and Uses of Funds	157
General Fund	159
Special Revenue and Other Funds	171
Bridge Maintenance District #2 Fund	178
Building Development Services Fund	179
Building Special Programs and Training Fund	181
City Affordable Housing Fund	182
Community Facilities District No. 2019-1 (Lawrence Station) Fund	183
Convention Center Maintenance District Fund	184
Developer Traffic Payments Fund	185
Downtown Parking Maintenance District Fund	186
Endowment Care Fund	187

TABLE OF CONTENTS

	Page
Special Revenue and Other Funds	
Engineering Operating Grant Trust Fund	188
Expendable Trust Fund	189
Fire Certified Unified Program Agency (CUPA) Fund	191
Fire Development Services Fund	192
Fire Operating Grant Trust Fund	193
Gas Tax Fund	194
Housing and Urban Development Fund	195
Housing Authority Fund	196
Housing Successor Agency Fund	197
Library Donations Trust Fund	198
Library Operating Grant Trust Fund	199
Other City Departments Operating Grant Trust Fund	200
Parks and Recreation Operating Grant Trust Fund	201
Perpetual Care Fund	202
Police Operating Grant Trust Fund	203
Prefunded Plan Review Fund	205
Public Donations Fund	206
Public, Educational, and Governmental Fee Fund	208
Road Maintenance and Rehabilitation (SB1) Fund	209
Traffic Mitigation Fund	210
Enterprise Funds	211
Cemetery Fund	217
Convention Center Enterprise Fund	218
Electric Operating Grant Trust Fund	220
Electric Utility Fund	222
Sewer Utility Fund	224
Solid Waste Fund	226
Water Recycling Fund	228
Water Utility Fund	230

TABLE OF CONTENTS

	Page
Internal Service Funds	233
Communication Acquisitions Fund	237
Fleet Operations Fund	238
Information Technology Services Fund	239
Public Works Capital Projects Management Fund	240
Special Liability Insurance Fund	241
Unemployment Insurance Fund	242
Vehicle Replacement Fund	243
Workers' Compensation Fund	244
Capital Improvement Program Funds	245
Cemetery Capital Fund	250
City Affordable Housing Capital Fund	251
Convention Center Capital Fund	252
Electric Utility Capital Fund	253
Fire Department Capital Fund	257
General Government Capital Fund	259
Infrastructure Replacement Capital Fund	261
Library Department Capital Fund	262
Measure I General Obligation Bond Projects Fund	263
Parks and Recreation Capital Fund	265
Public Buildings Capital Fund	268
Recycled Water Capital Fund	270
Related Santa Clara Developer Fund	271
Sewer Utility Capital Fund	272
Solid Waste Capital Fund	274
Storm Drain Capital Fund	276
Street Lighting Capital Fund	278
Streets and Highways Capital Fund	279
Tasman East Infrastructure Improvement Fund	283
Water Utility Capital Fund	284
Other Agency Fund	287
Sports and Open Space Authority Fund	290

TABLE OF CONTENTS

	Page
Capital Improvement Program	291
Administrative Facilities	293
Community Facilities	325
Convention Center	345
Electric Utility	353
Other Community Projects	407
Parks and Trails	423
Sewer Utility	443
Solid Waste	457
Storm Drain	465
Technology and Equipment	493
Transportation	507
Water and Recycled Water Utilities	561
Appendices	575
Budget Amendments Overview	575
Operating Budget Change Summary – Revenue	576
Operating Budget Change Summary – Expenditure	578
Department Expenditures Change Summary	580
FY 2026/27 Budget Amendments to Adopted Operating Budget Details	598
CSMFO Award	638
GFOA Award	639
Indices	641
CIP Project Index by Theme	641
CIP Project Index by Department	648

April 28, 2026

Honorable Mayor, City Council and Residents of Santa Clara,

I am pleased to present the Proposed Biennial Capital Budget for fiscal years (FY) 2026/27 and 2027/28 and Five-Year Capital Improvement Program (CIP) as well as proposed amendments to the FY 2026/27 Adopted Operating Budget. This continues the biennial budget process that alternates between an operating and capital budget. This year's budget focuses on achieving fiscal sustainability, capital infrastructure investment, and supporting the direct services and programs that serve our community.

As a result of the City's prudent fiscal management and strong revenue growth, the proposed budget accomplishes specific objectives in alignment with the City Council priorities. These accomplishments include:

- No reduction of City programs and services
- Resolving the General Fund structural deficit
- Allocating $2 million for City Council priority initiatives
- Funding for capital replacement/maintenance ($12.9 million for new projects)
- Establishing and funding for a new Infrastructure Replacement Reserve Policy to set aside 3% of General Fund expenditures annually ($10.4 million)
- Funding administrative and project staff to implement the first phase of Measure I capital projects
- Restoring frozen positions
- Adding 22.25 new positions to address organizational needs and meet performance expectations

Several long-term fiscal challenges and risk remain present. The 10-year General Fund forecast does not fully address infrastructure needs, enhancements to services resulting from anticipated population growth, nor provide permanent funding for pilot programs (such as the SV Hopper Shuttle Program). Financial risk factors include:

- Uncertainty regarding results of tariffs and other federal actions
- Economic downturn
- CalPERS actuarial changes or reform actions
- Unanticipated capital/ infrastructure costs



Budget Milestones

April 28:	Release of Proposed Budget
May 5:	City Council Study Session on Proposed Budget
May 19:	City Council Study Session on Proposed Budget
June 9:	Public Hearing and Adoption of FY 2026/27 and FY 2027/28 Biennial Capital Budget and Amendments to the FY 2026/27 Operating Budget
July 1:	Start of Fiscal Year 2026/27

The Biennial Capital Budget totals $593 million and the Five-Year CIP totals $1.11 billion, supporting infrastructure improvements throughout the City. Of this CIP amount, $928 million (84%) funds capital projects for the City's utilities and there is sufficient funding in the associated utility funds to support these projects.

The other projects total $185 million (16%) and fund improvements to the parks, trails, libraries, fire stations, transportation system, storm system, and other City facilities. Additional investments in these areas are possible due to the voter approval of Measure I in November 2024 that allows the issuance of $400 million in general obligation bonds as well as the use of the General Fund Capital Projects Reserve. With these funds, the City will address many critical infrastructure needs. However, a funding gap remains and unfunded projects identified in this budget total $252.9 million over the next five years. This funding gap does not fully represent all the unmet/deferred infrastructure needs throughout the City beyond the five-year CIP period that total over $1 billion.

While the focus of this budget is on capital improvements, there are recommended adjustments to the FY 2026/27 operating budget that was adopted last year as part of the FY 2025/26 and FY 2026/27 biennial operating budget. These adjustments update revenue estimates and account for revised labor and non-personnel costs in the General Fund and other funds as well as position changes. The General Fund outlook continues to improve with strong revenue growth.

Budget Overview: What Does This Budget Do?

- *Measure I: $400 M GO Bonds; Tranche 1 projects total $96.6M of which $63.2M is reflected in CIP*
- *Dedicated staff focused on project delivery*
- *Tranche 2 and 3 to be reflected in future CIPs*

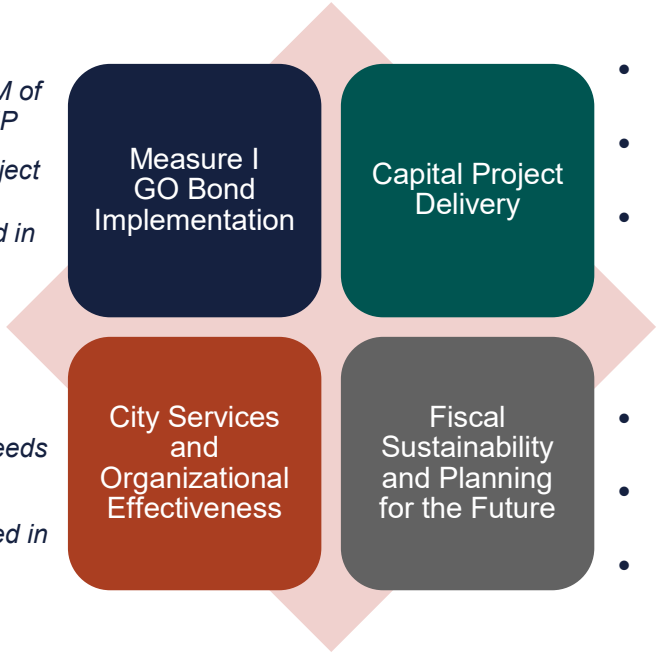

- *Significant funding for utility infrastructure*
- *Dedicated funds for transportation projects*
- *Capital Projects Reserve to support high priority projects*

- *Position changes to address organizational reviews/other needs*
- *More effective service delivery*
- *Additional adjustments expected in next Operating Budget*

- *Improved General Fund Forecast addresses structural deficit*
- *New Infrastructure Replacement Capital Fund*
- *Reserve to restore previously frozen positions*

TOTAL BUDGET OVERVIEW

The FY 2026/27 Proposed Budget totals $1.67 billion. This budget figure includes adjustments for transfers, contributions and reserves to avoid double counting of the same funds (e.g., internal service funds are excluded).

Table 1 below summarizes the total budgets by fund group.

Table 1: City of Santa Clara Annual Budget

Fund Type	FY 2025/26 Budget (Adopted June 2025)	FY 2026/27 Budget (Adopted June 2025)	FY 2026/27 Proposed Budget (for June 2026 Adoption)
General Fund	$335,374,572	$342,972,517	$365,418,808
Special Revenue Funds	52,037,355	38,806,836	43,199,213
Enterprise Funds	1,012,631,859	1,100,414,703	1,228,839,445
Internal Service Funds	51,672,525	48,281,729	49,000,124
Debt/Other*	273,236,049	27,245,993	64,479,696
Less (Transfers, Contributions, and Reserves)*	(529,425,156)	(302,635,147)	(436,802,534)
Subtotal Operating Budget	**$1,195,527,204**	**$1,255,086,631**	**$1,314,134,752**
Capital Funds	777,527,724	150,763,062	$362,495,965
Less (Transfers, Contributions, and Reserves)*	(1,454,000)	(1,454,000)	(2,154,000)
Subtotal Capital Budget	**$776,073,724**	**$149,309,062**	**$360,341,965**
Total Budget	**$1,971,600,928**	**$1,404,395,693**	**$1,674,476,717**

* Adjusts for transfers, contributions and reserves to avoid double counting of the same funds (e.g., internal service funds are excluded).

The FY 2026/27 Proposed Budget is below the FY 2025/26 Adopted Budget of $1.97 billion primarily because the carryover of capital funds from FY 2025/26 to FY 2026/27 has not yet been factored into the budget. These carryover adjustments are expected to be brought forward later in the budget process and incorporated into the FY 2026/27 Adopted Budget. The FY 2026/27 Proposed Budget is $270.1 million above the FY 2026/27 Budget approved in June 2025 primarily due to additional planned investments in the capital budget, including the first tranche of Measure I Bond Projects. Proposed augmentations to various department staffing and planned debt issuances also contribute to the increase from the previously adopted FY 2026/27 budget.

Guiding Framework

The City Council approves a set of Budget Principles each year. These Budget Principles provide a general framework and approach for developing the City's budget, ensuring fiscal stability by considering both the short and long-term impacts of any funding decisions. For FY 2026/27, the proposed principles are revised to 1) include a new item to focus on fiscal sustainability efforts to better position the City long-term, 2) revise an existing item that would explore expanding existing revenue sources and/or add new revenue sources by specifying that these efforts would address targeted needs; and 3) revise the employee engagement item to include language to inform employees on the content of the budget and priorities for the upcoming year. The proposed FY 2026/27 Budget Principles can be found in the *Budget and Fiscal Policies* section of this document.

CAPITAL BUDGET OVERVIEW

The CIP guides the City in the planning, scheduling, and budgeting of capital investments within each of the twelve theme areas. The FY 2026/27 and 2027/28 Biennial Capital Budget and CIP is a carefully balanced budget that continues strategic investments in the City's infrastructure. The Proposed Biennial Capital Budget totals $593.1 million and the five-year CIP totals $1.11 billion.

Capital Project Overview by Theme

Table 2: Proposed CIP by Theme

Theme	2026/27 Budget	2027/28 Budget	Total Biennial Budget	Total Five-Year CIP
Administrative Facilities	$12,707,950	$3,482,500	$16,190,450	$17,640,450
Community Facilities	$6,693,750	$0	$6,693,750	$8,835,750
Convention Center	$0	$0	$0	$0
Electric Utility	$225,426,000	$171,415,000	$396,841,000	$739,393,000
Other Community Projects	$3,824,794	$3,779,339	$7,604,133	$18,968,087
Parks and Trails	$7,296,000	$742,145	$8,038,145	$19,874,595
Sewer Utility	$30,330,379	$29,553,430	$59,883,809	$156,945,767
Solid Waste	$1,234,160	$3,060,000	$4,294,160	$7,026,516
Storm Drain	$19,516,300	$416,000	$19,932,300	$20,382,300
Technology and Equipment	$557,000	$386,000	$943,000	$2,020,000
Transportation	$47,180,632	$14,306,541	$61,487,173	$97,286,186
Water and Recycled Water Utilities	$5,575,000	$5,575,000	$11,150,000	$24,425,000
Total Capital Budget	**$360,341,965**	**$232,715,955**	**$593,057,920**	**$1,112,797,651**

Prioritizing Capital Projects

The capital projects are prioritized within each theme based on a number of factors, including:

- condition assessments of the existing infrastructure
- infrastructure needs to address growth and capacity needs due to development
- improvements to meet changing needs and address City goals, such as energy efficiency projects and pedestrian and bicycle improvements
- availability of funding, including dedicated sources and grants



The capital infrastructure associated with the City's utilities (electric, water, recycled water, sewer, and solid waste) is funded primarily through customer service charges, developer contributions, and debt financing. Improvements are programmed to maintain the current infrastructure as well as address future capacity needs. There are dedicated funding sources to address these needs.

Capital projects in the non-utility infrastructure areas (e.g., transportation, parks, community centers, libraries, city facilities, storm system, convention center) are prioritized based on the factors above within the available funding. The dedicated funding sources, such as Measure I General Obligation Bond funds, Quimby Act and Parks Mitigation Fee Act revenues, Gas Tax revenues, and various grants and developer contributions, are programmed in accordance with the funding restrictions. The General Fund Capital Projects Reserve (CPR) is used to address capital projects needs where there is not a dedicated funding source.

Measure I General Obligation Bond

The Measure I expenditure plan is broken down into the categories below. The detailed plan by project is provided in the *General Obligation Bond Program Summary* section, including the breakdown of projects funded with the first tranche of bond proceeds during FY 2025/26 and a description of those projects.

Fire Stations and Emergency Response **($142,235,450)**	Parks, Libraries, Senior Center, and Aquatics Facilities **($115,258,750)**	Storm Drain System Improvements **($46,000,000)**
Police Facilities **($43,987,500)**	Streets and Transportation **($41,170,000)**	Historic Buildings and Beautification **($9,200,000)**

Measure I Timeline

It is expected that the bonds will be issued in three phases and project delivery will go through 2036. This CIP reflects the projects from the first tranche of bond proceeds. The second and third tranches will be reflected in future CIPs.

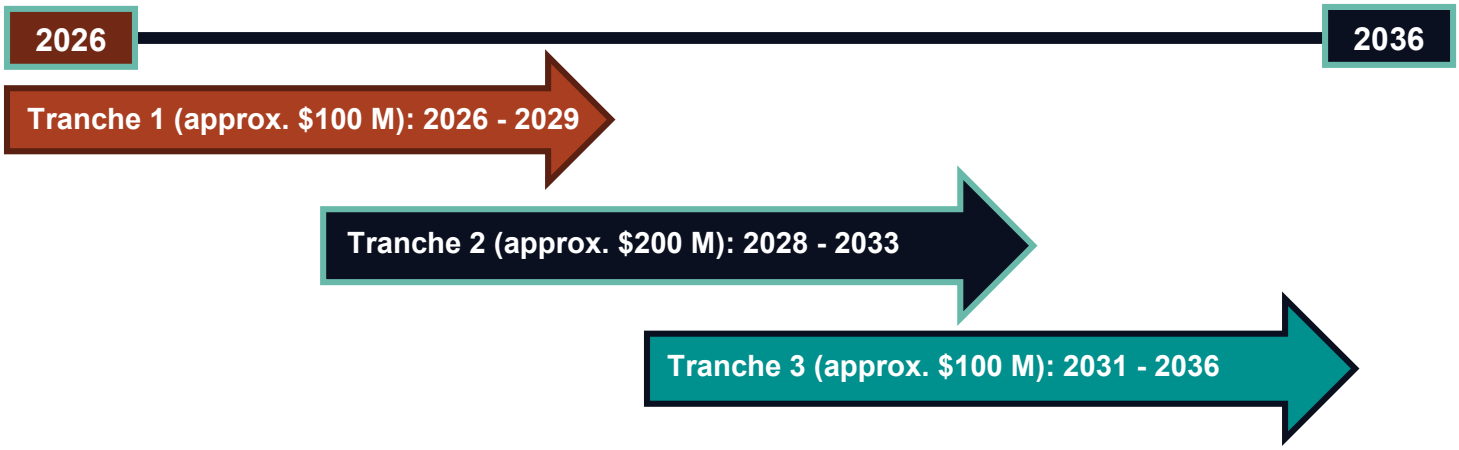

Measure I Transparency and Accountability

Measure I included several transparency and accountability requirements:

- The bond proceeds can only be spent on projects and programs that serve Santa Clara and must align to the adopted Expenditure Plan, as it may be amended from time to time in accordance with the required process to amend the plan.
- With the exception of the project management and delivery costs, Bond proceeds cannot be used for employee salaries. The City's administrative costs are capped at 5% of the proceeds.
- The City is required to conduct annual independent performance audits and financial audits, and those audits will be submitted to the California State Auditor for review. The audits will be posted on the City's website.
- The City has appointed a Citizens' Oversight Committee, also known as the Bond Compliance Oversight Committee, to ensure that Bond proceeds are expended only for the purposes described in the measure approved by the voters.
- A separate fund has been established to account for the Bond proceeds and expenditures.
- At least annually, the Finance Director will report to the City Council on the actual bond proceeds and expenditures and the status of improvements.
- Bond proceeds cannot be used for improvements to Levi's Stadium, projects within 0.5 miles of Levi's Stadium (except improvements in existing residential neighborhoods designed to benefit those areas), or improvements that benefit any professional sports team.

Amending the Expenditure Plan

1. City staff review, analyze and make a recommendation on any proposed substantive amendment to the Expenditure Plan ("Amendment").
2. Prior to City Council consideration, any such proposed Amendment will first be submitted to the Bond Compliance Oversight Committee for their review and recommendation.
3. Any proposed Amendment requires the unanimous approval of the City Council.

Measure I Bond Compliance Oversight Committee

The Bond Compliance Oversight Committee consists of nine members selected by a lottery process and appointed by the City Council. The committee includes seven residents, one large business representative, and one small business representative (neither of which must be residents, but both must be either an owner or employee of a business headquartered within the City). Additionally, no business representative shall work for, have previously worked for, or be employed by a firm that provides services to any professional sports team within the City.

The role of the Bond Compliance Oversight Committee is to:

1. ensure that project implementation is consistent with all Bond measure requirements, including the terms of the Expenditure Plan;
2. review and report on annual audits;
3. review and provide recommendations to the City Council on any proposed amendment to the Expenditure Plan; and
4. inform the public concerning the expenditure of Bond proceeds.

Information on the Bond Compliance Oversight Committee is provided on the City's website: https://www.santaclaraca.gov/our-city/government/city-committees/measure-i-bond-compliance-oversight-committee.

Use of the Capital Projects Reserve

In the Proposed CIP, the limited CPR provides funding of $15.9 million for capital projects, including $12.9 million for projects identified in this CIP and $3.0 million for projects previously approved for funding in the out years of the last CIP. These modest sources are sufficient to fund only some of the most critical needs; there remains $252.9 million of unfunded projects identified over the next five years.

The proposed uses of the limited CPR funds allocate funding to maintain City assets (e.g., Repair-Modifications to City Buildings, Repair Historic Buildings, Park Improvements, Storm Drain Repairs and Maintenance, Central Park Library – Carpet Replacement, Public Building Parking Lot Improvements), and meet various requirements and emerging needs (e.g., ADA Transition Plan Implementation – Public Buildings, ADA Transition Plan Implementation – Public Right-of-Way, Bridge Maintenance Program, Electric Vehicle Charging - Fleet) as shown in the table below.

Given the limited funding available, several of the projects are funded for the first two years, which represent the Biennial Capital Budget period, with unfunded amounts in the outyears that would have to be addressed in the future CIP as funding allows.

Table 3: FY 2026/27 – FY 2030/31 Five-Year Capital Improvement Program Proposed Use of the General Fund Capital Project Reserve						
Theme	**FY 2026/27**	**FY 2027/28**	**FY 2028/29**	**FY 2029/30**	**FY 2030/31**	**5-Year Total**
Administrative Facilities						
ADA Transition Plan Implementation (Public Buildings)	$225,000	$750,000	$750,000			$1,725,000
Electric Vehicle Charging (Fleet)	$41,000	$328,000	$287,000			$656,000
Fleet Shop Retrofit	$119,700					$119,700
Morse Mansion Maintenance & Repair	$50,000	$50,000				$100,000
Public Building Parking Lot Improvements (Triton)	$172,500	$1,322,500				$1,495,000
Repair to Historic Buildings	$125,000	$125,000				$250,000
Repairs-Modifications to City Buildings	$175,000	$175,000				$350,000
Triton Museum Repair & Modifications	$75,000	$35,000				$110,000
Administrative Facilities Total	**$983,200**	**$2,785,500**	**$1,037,000**	**$0**	**$0**	**$4,805,700**
Community Facilities						
Central Park Library Repaint Interior			$522,000	$522,000		$1,044,000
Central Park Library Carpet Replacement			$1,098,000			$1,098,000
Community Facilities Total	**$0**	**$0**	**$1,620,000**	**$522,000**	**$0**	**$2,142,000**
Other Community Projects						
ADA Self Evaluation and Transition Plan Update	$50,000					$50,000
Other Community Projects Total	**$50,000**	**$0**	**$0**	**$0**	**$0**	**$50,000**
Parks and Trails						
Park Improvements	$489,000	$504,000				$993,000
Parks and Trails Total	**$489,000**	**$504,000**				**$993,000**
Storm Drain						
Storm Drain Repairs and Maintenance	$150,000	$150,000	$150,000	$150,000	$150,000	$750,000
Kiely Blvd.-Saratoga Creek Storm Drain Outfall Relocation	$200,000					$200,000
Storm Drain Master Plan Update	$700,000					$700,000
Lickmill Storm Drain Pump Station Rehabilitation	$350,000					$350,000
Tri-Level Underpass Storm Drain Pump Station Rehabilitation	$150,000					$150,000
Fairway Glen Storm Drain Pump Station Rehabilitation	$350,000					$350,000
Storm Drain Pump Station Remote Terminal Unit (RTU) Upgrade	$1,800,000					$1,800,000
Storm Drain Pump Station Outfall Reconstruction Program		$250,000				$250,000
Storm Drain Total	**$3,700,000**	**$400,000**	**$150,000**	**$150,000**	**$150,000**	**$4,550,000**
Technology and Equipment						
Fire Station 3 Sprinklers	$31,000					$31,000

Table 3: FY 2026/27 – FY 2030/31 Five-Year Capital Improvement Program Proposed Use of the General Fund Capital Project Reserve						
Theme	**FY 2026/27**	**FY 2027/28**	**FY 2028/29**	**FY 2029/30**	**FY 2030/31**	**5-Year Total**
Permit Information System	$50,000					$50,000
Replacement VOIP Phone System for Aging Mitel Connect	$150,000	$50,000				$200,000
Technology and Equipment Total	**$231,000**	**$50,000**	**$0**	**$0**	**$0**	**$281,000**
Transportation						
ADA Transition Plan Implementation (Public Right of Way)			$500,000	$525,000		$1,025,000
Bikeway Study Policy	$150,000					$150,000
Bridge Maintenance Program	$710,000					$710,000
Median Islands Water Conservation and Drought Tolerant Landscape Imp.	$278,000					$278,000
Street Tree Services	$465,438					$465,438
Water Conservation and Drought Tolerant Landscaping	$127,000					$127,000
Public Right-of-Way Standards Update	300,000					300,000
Transportation Total	**$2,030,438**	**$0**	**$500,000**	**$525,000**	**$0**	**$3,055,438**
Total General Fund CPR Funded Projects	**$7,483,938**	**$3,739,500**	**$3,307,000**	**$1,197,000**	**$150,000**	**$15,877,138**

Proposed CIP Capital Projects by Theme

Following are highlights of the capital projects included in the Proposed CIP by theme.

Administrative Facilities

The Administrative Facilities theme includes projects to preserve the function and operational efficiency of City facilities such as Fire Department facilities, the Triton Museum, Morse Mansion, City Hall and other historic buildings. These capital investments will provide renovations and improvements to include paint, plumbing and electrical fixtures, and roof repairs to ensure safe and appropriate facilities for the public and City employees.

Some of the major projects and accomplishments in the Administrative Facilities are detailed below.

General Obligation Bond Projects

This program includes several projects supported by the Measure I General Obligation Bonds, including the following that have funding in this CIP:

- Fire Station 5 Replacement
- Fire Station 7 Replacement
- Fire Training Tower Renovation
- Fire Station Security Upgrade
- Real Time Intelligence Center Feasibility

- Police Training Facility Feasibility and Assessment
- Police Drone First Responder Infrastructure
- Triton Museum Renovation

ADA Transition Plan Implementation (Public Buildings)

The City Council adopted the Americans with Disabilities Act (ADA) Self-Evaluation and Transition Plan in 2024 for public buildings, parks, and public rights-of-way. The Plan identified improvements to address barriers to accessibility, methods for improving access, and established timelines and costs for removing ADA barriers. This project will implement improvements at public buildings and sites as identified in the Plan.

Maintenance and Repair of City and Historic Buildings

There are four projects that set aside funding to maintain and repair the following: 1) city buildings, 2) historic buildings, 3) the Triton Museum, and 4) Morse Mansion.

Recent Accomplishments

- Substantially completed Phase II of the Stationary Standby Generators, which involved replacing four generators.
- Completed design for Phase III of the Stationary Standby Generators and will replace four emergency standby generators.
- Completed the Upgrade Lighting to LED project at 32 City buildings. The project results in ongoing energy cost savings and reduces greenhouse gas emissions which is equivalent to 193 tons of waste being recycled instead of going to the landfill, 9,053 tree seedlings being grown over ten years, and reducing gasoline consumption by 61,609 gallons.

Community Facilities

The Community Facilities theme includes projects to enhance the functionality and sustainability of many important City-owned facilities.

The major projects in the Community Facilities theme are detailed below.

General Obligation Bond Projects

This program includes several projects supported by the Measure I General Obligation Bonds, including the following that have funding in this CIP from the first tranche of projects:

- Renovation/Expansion of 3 Public Libraries
  - Central Library Restrooms & Access Control Redesign
  - Central Library Lighting Control System Replacement
  - Central Library Entry Auto Door System Replacement
  - Central, Mission, and Northside Libraries Renovation Design
- Community ISC Aquatic Facility Renovation/Replacement
  - Community ISC Aquatic Facility (Phase 1) (funding in FY 2025/26)
  - Community ISC Aquatic Facility (Phase 2)

Central Park Library – Carpet Replacement

This project replaces the carpeting in the public areas of the Central Park Library. It addresses a key maintenance need in one of the City's most heavily used public facilities, which welcomed 463,368 visitors in FY 2024/25. Given this high level of daily use, maintaining an attractive and welcoming environment is essential, and the carpet is a highly visible element that contributes to the library's appearance.

Central Park Library

Central Park Library – Repaint Interior

Central Park Library

This project addresses essential maintenance of public spaces at the Central Park Library. The project focuses on patching and repainting public areas, as the existing paint is original to the building, more than 20 years old, and visibly worn and faded in many locations. The deteriorated paint detracts from the appearance of an otherwise vibrant and well-used facility. As a highly visible community space, this project is a priority to preserve the building's appearance and extend its service life as a valued community asset.

Recent Accomplishments

- International Swim Center (ISC) Renovation and Replacement – The project is currently in the pre-construction phase. The Notice to Proceed was issued on March 16, 2026. The City also provided the Soil Management Plan in early March to support the contractor's building permit application.

- Completed the project to replace the concrete sidewalk between handicapped parking and the front of Central Park Library in December 2025. The construction repaired the sinking and settling of the sidewalk, addressed drainage issues, and ensured ADA compliant access for the disabled community.

Convention Center

The Convention Center's CIP is managed by OVG360 (formerly Spectra) and is comprised of projects focused on the maintenance, repair, renovation or replacement of existing systems and infrastructure including, but not limited to HVAC, façade and aesthetic improvements, and technological advancements. The City will determine the availability of funding to support capital projects based on annual net income generated in the Convention Center Enterprise Fund.

The Proposed CIP does not include any additional funding for the Convention Center. It is anticipated that a portion of the funding budgeted in FY 2025/26 will be carried over to FY 2026/27 to continue to complete various projects that are underway.

Recent Accomplishments

- Façade Improvements to Modernize Convention Center: Completed upgrades to the exterior façade of the Convention Center buildings. The project included a deep cleaning and power washing of the entire exterior façade areas, including the front entrance and the pyramid glass areas to remove visible dirt and grease built up. Following the deep cleaning, the front buildings were completed with a new fresh paint palette, stucco improvements, and work on the exterior columns.

- Interior Upgrades to Flooring: Completed the refresh of the Convention Center's front lobby terrazzo floor. The improvements consisted of removing adhesive stains, floor striping and finishing with a new polished floor. In addition, interior upgrades included the deep cleaning and extraction of interior carpet areas in primary guest facing sections. This project restored the carpet to pristine conditions to refresh the areas.

Electric Utility

The Electric Utility theme includes projects that serve to maintain and upgrade electric generation, transmission, and distribution facilities and equipment to meet the mission of the Electric Utility Department, doing business as Silicon Valley Power (SVP), to be a progressive, service-oriented utility, which offers reliable and competitively priced services for the benefit of the City and its customers.

Projects in the Electric Utility theme are summarized below.

Enhancement Projects

Enhancement Projects consist of rebuilding, remodeling, renovating, and adding additional capacity or reliability capabilities. SVP plans to increase system capacity and reliability to the transmission and distribution system by completing several projects including: rebuilding and replacing two receiving stations (Kifer Receiving Station and Scott Receiving Station), expanding the Northern Receiving Station, adding feeders at Fairview Substation; constructing several 12kV undercrossings; upgrading the equipment at NRS to accommodate a third 230kV Transmission Line coming into the facility; rebuilding Agnew Substation and expanding Palm Substation to support additional load growth; upgrading/reconfiguring the Northwest and South loops; and reconductoring the Walsh to Uranium, Duane to Scott, and Northwest to Zeno substation lines. Projects in this category are funded using customer service charges, load development fees, developer contributions, proposed debt financing, and public benefits charges.

Major Maintenance Projects

Major Maintenance Projects include the upkeep of property or equipment. This work is performed on a scheduled basis and includes major engine overhauls at two power plants (Donald Von Raesfield [DVR] and Gianera), generation betterments, substation betterments, and miscellaneous street lighting projects. Distinct maintenance projects include the procurement of an additional spare engine at DVR and the development of a more resilient spare equipment program for high voltage transformers. At the Corporation Yard, SVP is repaving large sections of the grounds and continuing to pursue various facility improvement opportunities. Projects in this category are funded using customer service charges.

New Construction Projects

New construction projects include site preparation and construction for entirely new structures and/or significant extensions to existing structures. New business and fiber work is requested by current and prospective customers for expansion and various infrastructure repairs and modifications. SVP plans to reconstruct Homestead Substation which has been in service for over 45 years, construct a new distribution substation (Esperanca) to support additional load growth, build a new 115kV Transmission Line and a new 60kV Transmission Loop (Loop 1) between NRS and KRS, and construct six new customer dedicated substations - Laurelwood, San Tomas Junction, Stender Way Junction, Memorex Junction, Freedom Circle Junction, and Bowers Avenue Junction. The need for new substations is driven by ongoing development, with dedicated substations supporting the growing demands of expanding data centers and other large commercial facilities. With the growing data center business, load growth is expected to increase due to higher customer demand. This category is funded using a combination of developer contributions, load development fees, transfers from other funds, fiber revenue, and customer service charges depending on the nature of work.

Other Projects

This category includes unique projects that do not necessarily fit within the other categories, primarily consisting of new initiatives in the electric utility environment. These projects include carbon reduction through battery implementation and a utility scale battery energy storage system. SVP is partnering with several City departments to provide resiliency to their systems with battery backup generation during emergencies and opportunities to decrease operational and energy costs associated with diesel generator run-times. These projects are primarily funded using restricted revenues such as low carbon fuel revenue and public benefit funds. Overall, these innovative battery projects will be a showcase in supporting City operations and the business needs of the community.

Technology projects are also included in this category. The Operations and Planning Technology project includes installation of several new software applications. The remaining technology projects will support the cybersecurity master plan as well as additional workflow processing, monitoring, and network infrastructure. Due to aging equipment and several recent reliability issues in the communications system, SVP has scheduled an assessment to evaluate the replacement of the Substation Control and Communication System. These projects are funded using customer service charges.

In addition, this category includes system impact studies to determine the feasibility of new projects connecting to the Bulk Electric System (BES). These projects are funded using developer contributions.

Recent Accomplishments

- Storm Water Compliance: Completed a storm water compliance project at the corporation yard in July 2024, with work including foundation installation, concrete slab pours, drainage improvements, and asphalt restoration. This project brings the facility into compliance with storm water regulations and best management practices and ensures long-term protection of the storm drain system.

- Memorex Junction Substation was completed and energized in October 2024. This new substation provides 40 MVA of permanent electric service to a single customer.
- Electric Yard Buildings and Grounds: Completed general facility upgrades in August 2024, including a new ADA-compliant women's restroom with associated fire alarm modifications and a new HVAC system to improve climate control for the computer and server room.
- Replace Balance of Plant Control System: Completed upgrades to the Distributed Control System (DCS) at the Donald Von Raesfeld (DVR) power plant and the replacement of the DCS and Automatic Voltage Regulators (AVR) at the Gianera power plant in March 2025.

Other Community Projects

The projects in the Other Community Projects theme include those that do not easily fit within one of the other CIP categories such as the Related Santa Clara Project. The goal of projects in this category is to explore opportunities through public-private partnerships and community engagement that would guide the growth of the City by maximizing the overall economic benefit of future land uses and create a more vibrant community.

The major projects in the Other Community Projects theme are detailed below.

Related Santa Clara Project

The Related Santa Clara project, previously referred to as City Place, is envisioned to be an approximately 240-acre, multi-phased urban city development located in the heart of the Silicon Valley, in the northern part of the City of Santa Clara. The project will create a new center of activity for the community and region, providing significant mixed-use development on an urban scale, as well as accessible outdoor spaces and new infrastructure to support the development. This CIP includes funding for City staff and third-party contracts that support the project, offset by reimbursement from the Related Santa Clara.

Measure I General Obligation Bond Related Projects

On November 5, 2024, voters in the City of Santa Clara approved ballot Measure I, the Public Facilities and Infrastructure Bond Measure. This GO bond authorizes the issuance of $400 million to help address unfunded infrastructure needs. While an expenditure plan allocating these bond funds to various categories has been approved, there remain costs that are not eligible to be funded via the GO bond. These costs include bond project implementation and the furniture, fixtures, and equipment costs necessary for the operations of the facilities that are part of the approved GO bond expenditure plan. Funding has been set aside for these types of costs.

Recent Accomplishments

- Downtown Precise Plan: On December 5, 2023, the City of Santa Clara City Council certified an Environmental Impact Report (EIR) and adopted the Downtown Precise Plan and Form Based Zoning

Code to implement the community's vision and objectives for a vibrant, pedestrian-oriented destination Downtown with a mix of residential, office, and civic uses. Work has started on the associated infrastructure fee including identifying infrastructure items to be funded by an impact fee to equitably distribute the infrastructure costs within the Plan area. This is anticipated to be brought to City Council by the end of 2026.

- El Camino Real Specific Plan: A draft of the El Camino Real Specific Plan was previously considered by the City Council for adoption in 2021. The City Council did not take action on this Plan and directed City staff to modify the Plan to reduce residential density and maximum building heights. City staff, working with the Specific Plan consultant, and the community have completed the revisions to the Plan, which was brought to the Planning Commission on April 8, 2026 for a recommendation to the City Council for anticipated action on the adoption on May 19, 2026.

- Zoning Code Update: The City Council adopted an Updated Zoning Code in December 2023 and the first Zoning Code clean-up ordinance on August 20, 2024, which included the advisory that subsequent clean-up ordinances would be on the horizon. A second clean-up ordinance was adopted in June 2025. As an ongoing update, staff periodically brings clean-up ordinances to address clerical inconsistencies within the document or areas needing further clarification based on implementation of the new zoning code and to be consistent with State Law. The City is bringing forward its third "clean-up" ordinance for the Zoning Code Update to City Council in May 2026.

Parks and Trails

The projects in the Parks and Trails theme address the City Council's adopted goal to "enhance community sports and recreational assets" by providing measurably improved play value in inclusionary, environmentally sustainable, age-friendly Parks & Recreation facilities for all residents. Trails projects serve a dual purpose of transportation (biking and walking) and recreational use.

It is important to note that projects funded by Quimby Act and Mitigation Fee Act revenues are programmed once those funds are received. The Parks and Trails and Community Facilities sections of this document describe the priorities for the use of those funds.

Major projects in the Parks & Recreation theme are detailed below.

General Obligation Bond Projects

This program includes several projects supported by the Measure I General Obligation Bonds, including the following that have funding in this CIP from the first tranche of projects:

- Warburton Park Playground Renovations
- Henry Schmidt Park Playground Renovations (funding in FY 2025/26)

Park Playground Rehabilitation

Henry Schmidt Playground

Playgrounds are designed to be accessible and serve the needs of the entire community. Work continues as funding becomes available to support the design and construction phases on existing playground rehabilitation projects. Funding sources include the park in-lieu fees, General Fund, and Measure I General Obligation Bonds.

Identified and prioritized projects include the Maywood Park Playground Rehabilitation, Earl Carmichael Park Playground Rehabilitation, Henry Schmidt Park Playground Rehabilitation, Warburton Park Playground Rehabilitation, and Mary Gomez Park Playground Rehabilitation. The Henry Schmidt Park Playground Rehabilitation is in the construction phase and will include the installation of new playground equipment and amenities to address population growth, new development, evolving recreational needs, and new regulatory requirements, while maintaining the park's signature "Train" theme. The Warburton Park Playground Rehabilitation is currently at 95% complete in the design phase. The Department is also in the request for proposal (RFP) process to procure design firms for the remaining playground rehabilitation projects.

Park Improvements and Repairs

This project provides funding for the refurbishment, repair, or replacement of park assets and amenities, including sports courts, pathways, parking lots, signage, picnic areas, irrigation systems, restrooms, building exteriors and windows, sports turf, lighting, HVAC and electrical systems, roofs, and security systems. Specific projects are identified through park master planning efforts or as replacement needs arise and are implemented as funding becomes available.

Recent Accomplishments

The following developer-funded parks were completed during FY 2025/26:

- Calle Del Mundo Park: located at 2309 Calle Del Mundo, this project transformed 0.36 acres into a vibrant space featuring barbeque facilities, picnic areas, a walking loop with seating, a dedicated off-leash dog park with separate areas for large and small dogs, and a playground. The park was transferred to the City in September 2025.

- Calle De Lune Park**:** located at 2330 Calle De Luna, this one-acre park features colorful play equipment including slides, a climbing wall, and disc swings, as well as a walking loop with benches and a dedicated off-leash dog park, all designed to support active play, recreation, and community engagement. The park was transferred to the City in May 2025.

- Gateway Crossing Park**:** located at 360 Brokaw Road, this is a dynamic and inclusive community destination that supports active recreation, social interaction, and relaxation for residents of all ages and abilities. The 2.1-acre park features a playground, a dedicated off-leash dog park, outdoor fitness equipment, an expansive lawn area, a walking loop, and picnic tables with integrated game boards. The park was transferred to the City in August 2025.

Sewer Utility

The capital projects in the Sewer Utility theme support the maintenance, rehabilitation, and repair of the City's sanitary sewer collection system which collects and conveys wastewater to the jointly owned San José-Santa Clara Regional Wastewater Facility (RWF) for treatment and disposal of approximately 13-14 million gallons of sanitary sewage per day. The Sewer Utility maintains sewer pump stations and collaborates with the Public Works Department in the operation and maintenance of the Storm pump stations.

Some of the major projects in the Sewer Utility theme are detailed below.

San José-Santa Clara Regional Wastewater Facility

This project funds the City of Santa Clara's share of the 30-year CIP at the San José-Santa Clara Regional Wastewater Facility (RWF). The City co-owns the RWF jointly with the City of San José. Santa Clara has input on the CIP expenditures and budget through staff level collaboration with San José and Council involvement with the Treatment Plant Advisory Committee (TPAC).

Sanitary Sewer Condition Assessment

This project funds the ongoing assessment of the City's sanitary sewer system via CCTV inspections. The assessment of the system is on a four-year cycle, and deficiencies are rated based on accepted industry ratings systems, namely the National Association of Sewer Service Companies (NASSCO) system. The most serious deficiencies are prioritized each year and are repaired under Sewer System Improvement CIP project.

Sanitary Sewer System Improvements

This project addresses high priority deficiencies identified through the condition assessments. In the first year of this CIP, this project funds the construction costs for lining a large sewer main under the Union Pacific Railroad tracks as well as costs for adjustments of sewer facilities in the public right-of-way required for public works projects.

Sanitary Sewer Capacity Improvements

This project funds the study, design, and construction of sanitary sewer infrastructure improvements to address capacity deficiencies identified in the latest Sanitary Sewer Master Plan as well as improvements to meet increased capacity needs to support Santa Clara customers.

Recent Accomplishments

- Awarded the 2024 Collection System of the Year – Medium Size from the California Water Environment Association (CWEA), the 3rd such award in the last 4 years.
- Department completes approximately 170,000 linear feet of CCTV inspection of sewer infrastructure and approximately 500,000 linear feet of flushing/jetting annually.
- Completed the Sanitary Sewer Master Plan in 2025.
- Continued to actively participate in TPAC including review, coordination, and oversight of capital projects at co-owned RWF.

Solid Waste

The projects in the Solid Waste category provide for monitoring, data collection, reporting, repairs and maintenance at the City's closed landfill. These efforts are performed as required by the Regional Water Quality Control Board, Bay Area Air District, CalRecycle, and Santa Clara County Department of Environmental Health.

Sanitary Landfill Development – Post Closure

This project funds monthly monitoring, data collection, reporting, and flare source test as required by the Regional Water Quality Control Board, Bay Area Air District, Cal Recycle, and Santa Clara County Department of Environmental Health. The project also funds maintenance and repairs to the landfill gas collection system, construction of monitoring wells, well abandonments, roadway and fence repairs, landscaping, mowing, burrowing animal abatement, and erosion and settlement repair as required.

Emergency Backup and Collection System Enhancements for Closed Landfill

The Permit to Operate the landfill's methane gas control system issued by the Bay Area Air District (BAAD) requires continuous operation of a methane control device with an exemption of 240 hours per calendar year for maintenance or other unforeseen shutdowns. The Ameresco power plant currently serves as the primary methane gas control device and the City's flare facility serves as the secondary control device when the power generating facility is not operating. The power purchase agreement with Ameresco expires in December 2029, however, Ameresco has indicated intentions to terminate its lease and power purchase agreement early. The City's flare facility will become the sole control device after power generation discontinues. This project will add resilience to the methane gas collection system and flare by installing backup power and gas collection improvements to maintain compliance with BAAD regulations.

Recent Accomplishments

- All mandated reports related to the closed landfill were submitted to regulatory agencies on time.
- Multiple sections of landfill gas pipeline were repaired to maintain vacuum on the collection system and prevent methane emissions.
- Landfill surface was regraded to facilitate proper drainage and prevent ponding at several locations.

Storm Drain

The projects in the Storm Drain category maintain and improve the storm drain infrastructure, including the pipe conveyance system, pump and lift stations, manholes, catch basins, outfalls, retention basins, trash capture

devices, and drainage swales. The CIP also includes work related to compliance with the Municipal Regional Stormwater National Pollutant Discharge Elimination System Permit and management of stormwater runoff and collection.

Major projects in the Storm Drain theme are detailed below.

General Obligation Bond Projects

This program includes several projects supported by the Measure I General Obligation Bonds, including the following that have funding in this CIP from the first tranche of projects:

- Bowers Ave Underpass SDPS Rehabilitation
- Green Storm Drain Design & Construction
- Storm Drain Renovations
- Storm Drain System Improvements

Anna Drive Neighborhood Flood Protection Project

The Anna Drive Neighborhood Flood Protection Project is identified as one of the high priority projects in the City's Storm Drain Master Plan and consists of upsizing approximately 2,100 linear feet of storm drain pipelines ranging in diameters from 12-inch to 48-inch on Anna Drive between San Tomas Aquino Creek and McCormick Drive. The Anna Drive Neighborhood Flood Protection Project was allocated Federal Community Project Funding in FY 2024/25 in the amount of $3,000,000. Remaining FY 2025/26 funding will be carried forward to FY 2026/27.

Storm Drain Pump Station RTU Upgrade

The City Storm Drain Pump Stations utilize an RTU (Remote Terminal Unit) that communicates through radio frequency to the SCADA (supervisory control and data acquisition) application. This is an essential component of the pump stations and provides staff with critical information such as pump conditions, run times, and alarms status. The current RTUs are outdated and are soon to be no longer supported by the manufacturer. Updating the RTUs provides greater bandwidth capacity to communicate through fiber optic lines with radio frequency backup. The increased bandwidth allows for increased flexibility in the City's ability to monitor and control operations at the Storm Drain Pump stations.

Green Storm Drain Design & Construction

The Municipal Regional Stormwater NPDES Permit issued by the State requires the City to fund green stormwater infrastructure (GSI) that will treat five acres of stormwater runoff by June 30, 2027. The first phase of the project was funded in FY 2024/25 and includes feasibility studies and development of plans and specifications for two project locations along Hope Drive and Lincoln Street from El Camino Real to Warburton Avenue. Design for these projects is underway.

Recent Accomplishments

- Completed construction of the Storm Drain Slide Gate Rehabilitation Project.
- Successfully maintained all 21 storm drain pump and lift stations to manage stormwater runoff.

Technology and Equipment

The capital projects in the Technology and Equipment category serve to increase efficiency, security, and functionality throughout the City.

Major projects in the Technology and Equipment program are detailed below.

GIS Enterprise System (Geospatial Information System)

This project provides funding towards the City's investment in GIS technologies to build a citywide GIS enterprise system. The goal of Enterprise GIS is to distribute geospatial data and functionality throughout the City while leveraging and integrating department layers. Enterprise GIS streamlines engineering, permitting and inspection processes; improves land management; improves asset utilization of public services; and helps engage the community through increasing shared information.

Replacement VOIP Phone System for Aging Mitel Connect

The current VoIP platform is nearing end-of-life and is exhibiting increasing performance, reliability, and supportability issues. This project proposes evaluating, selecting, and implementing a modern cloud-based or hybrid VoIP/UCaaS solution to replace the existing system and ensure long-term communication stability.

Recent Accomplishments

- Implemented new Accela modules in the Fire Department
- Expanded the Business License program to collect other types of revenue including the online submission of TOT, TID and CFD forms as well as the collection of Transient Occupancy Tax.
- Implemented eSignature citywide. This first phase focused on various agreement types (Council and Non-Council).
- Launched the Qmatic customer service-based platform to better facilitate appointments and track customer wait times, foot traffic, and reasons for visits.

Transportation

The projects in the Transportation theme design, construct, and maintain local transportation facilities. Transportation facilities include public streets, sidewalks, curb/gutters, handicap ramps, bicycle facilities, street intersections, crosswalks, traffic operations devices, traffic signals and equipment, traffic and street signage and pavement markings, and landscaped areas.

Some of the major projects in the Transportation program are detailed below.

General Obligation Bond Projects

This program includes several projects supported by the Measure I General Obligation Bonds, including the following that have funding in this CIP from the first tranche of projects:

- Street Resurfacing and Rehabilitation
- ADA Improvements

- Creek Trail Rehabilitation
- Bicycle Wayfinding

Annual Street Maintenance and Rehabilitation Program

The City has an ongoing allocation for the maintenance and repair of City streets. The City uses the Pavement Management System (PMS) to determine which streets are in critical need of repair or maintenance. The repairs include placing surface seals, replacement of curbs and gutters, as well as installation of roadway striping. This project is partially funded throughout the five-year CIP. The City's current (Pavement Conditions Index) PCI is approximately 73 and is projected to increase to 74 and remain steady with the level of Transportation funding and General Obligation Bond funding included in this five-year CIP.

Uncontrolled Crosswalks Improvements Project

This project will enhance some of the approximately 200 uncontrolled crosswalks in Santa Clara. The project will determine if improvements are needed at existing crosswalks that do not contain traffic signals, beacons, or stop controls for vehicles. This project is partially funded.

El Camino Real Bike Lane Project

This project will install bicycle facilities along El Camino Real which is being coordinated with Caltrans and will be implemented in three phases. This project funds Phase I of the bicycle improvements including the design and construction of a Class IV Separated Bikeway, from the Santa Clara/Sunnyvale City limit to Pomeroy Avenue. In Phase II, Caltrans has a planned state-funded project to install Class IV bicycle facilities and construct various intersection pedestrian improvements from Pomeroy Avenue to Lincoln Street. The completion of bike improvements for the remaining segment of El Camino Real in Santa Clara (Phase III, from Lincoln Street to Portola Avenue) is currently unfunded. The project will also explore bike parking on El Camino Real per the Bicycle Master Plan.



Santa Clara Vision Zero

With the support of federal grant funds, the City developed a Santa Clara Vision Zero Action Plan through a robust community engagement process and comprehensive citywide safety analysis to identify the highest types, locations, severity, and demographics of collisions occurring within the City. The Plan developed a collision countermeasure toolbox and also recommends additional on-going programmatic improvements such as enhanced education efforts and increased traffic enforcement. Additionally, a priority list of traffic safety improvements is included in the Plan. In March 2026, the City Council approved the Plan and included in this CIP is modest funding to support grant applications to implement improvements on a few of the high priority roadway corridors in the Plan.

Recent Accomplishments

- Completed preventative maintenance and rehabilitation for approximately 34 lane miles of street pavement in 2024 and 2025.
- Completed installation of rainbow crosswalk, a City Council Priority, at Monroe Street and Franklin Street to promote community inclusivity while maintaining compliance with roadway safety standards.

- In February 2025, Class IV bicycle facilities were constructed on Mission College Boulevard from Great America Parkway to Montague Expressway.
- In March 2025, Central Transit Signal Priority (CTSP) was implemented at 23 signalized intersections along major Santa Clara transit corridors including Winchester Boulevard, Monroe Street, Lafayette Street, Brokaw Street, El Camino Real, and Stevens Creek Boulevard to improve transit travel time reliability along Valley Transportation Authority (VTA) Routes 22, 23, 60, 522, and 523.
- Completed design work for the Lafayette Street Class IV Bikeway and Pavement Rehabilitation and Pruneridge Avenue Signal Timing Project.
- In FY 2025/26, began design of the Central Santa Clara Bicycle, Pedestrian, and Green Infrastructure project partially funded by the $9 million OBAG grant to build bicycle and pedestrian improvements within Central Santa Clara.
- In November 2025, implemented the 15 mph school zone speed limit program, reducing speeds on streets adjacent to schools to improve safety for students walking and biking.

- Completed quick-build pedestrian safety improvements at the Winchester Boulevard and Dolores Avenue crosswalk, including enhanced signage, curb extensions, and a median refuge island to improve visibility and reduce crossing distances.
- Implemented the “Slow Down Santa Clara” program to promote safer driving speeds through community-based awareness efforts, including distribution of yard signs to residents
- Launched a Crosswalk Flags Program and installed pedestrian crossing flags at 30 locations citywide to increase driver awareness and enhance safety at marked crosswalks.

Water and Recycled Water Utilities

The capital projects in the Water and Recycled Water Utilities theme support the design, construction, distribution, metering, quality monitoring and system maintenance for both potable and recycled water. The Water Utility operates and maintains approximately 27,000 service connection points, 335 miles of distribution mains, seven storage tanks, and 26 groundwater wells. The recycled water system distributes highly treated wastewater for non-potable uses. Currently, there are over 300 service connections and 33 miles of distribution pipelines.

Major projects in the Water and Recycled Water Utilities program are detailed below.

Supervisory Control and Data Acquisition (SCADA) Improvements

This project funds improvements and upgrades to the existing SCADA system and funds any needed replacements to system hardware or software. Once this system is fully upgraded, it will allow for the real time collection of data regarding the operation of the water, sewer, and storm systems, including alarms to warn of dangerous, or soon to be dangerous conditions, and the ability to control the operation of certain assets remotely. The project is also funding the deployment to a new fiber backbone during the five-year CIP as well as updates to the system as necessary.

New and Replacement Wells

This project funds the associated design, engineering, and construction management services for rehabilitating existing groundwater wells in the City as well as the installation of two new wells during the five-year CIP cycle. The aim is to replace groundwater wells that are no longer serviceable and construct new wells to maintain the adequacy of water supply and the diversity of the City's water portfolio into the future.

Distribution System Replacement/Restoration

The Water & Sewer Utilities Department aims to rehabilitate or replace an average of 10,000 linear feet (LF) of water utility mains each year. In addition, this project funds the construction, replacement, rehabilitation or relocation of other water related appurtenances, such as backflow preventers, hydrants, meters that are not funded by developer contributions. By analyzing the frequency and location of water main breaks and taking into account information about the age of water infrastructure, replacements can be targeted to the infrastructure in the worst condition. The Department completed a Sustainable Water Master Plan to forecast needs for future growth in the City and no major changes were recommended to the replacement schedule.

Recycled Water System Mains and Services

This project funds the installation/upgrade/extension of recycled water services and mains for incoming developments as financially and practically feasible. Recycled water supports the broadening of the City's water portfolio and offsets the public's reliance on potable water for non-portable uses (such as irrigation, industrial processing, cooling towers, and toilet flushing) and supports the City's overall sustainability strategy. Currently, there are over 300 service connections and 33 miles of distribution pipelines.

Recent Accomplishments

- Completed Sustainable Water Master Plan that forecasted water supply and distribution needs for future growth
- Updated the City's Potable and Recycled Water System Rules and Regulations to align with regulatory changes
- Completion of negotiations with SFPUC related to Tier 2 Drought Allocations
- Completed Phase 3 SCADA Improvements

Unfunded Projects and Priorities

The funding available to support capital projects is not sufficient to meet the infrastructure needs in many areas. The chart below identifies unfunded projects of approximately $252.9 million that were itemized as part of this CIP process. These projects would rely primarily on funding from the General Fund Capital Projects Reserve.

Table 4: Unfunded CIP Projects by Theme

Theme	Unfunded Projects
Administrative Facilities	$28.3 M
Community Facilities	$50.0 M
Convention Center	$10.4 M
Other Community Projects	$0.1 M
Parks and Trails	$88.0 M
Storm Drain	$21.6 M
Technology and Equipment	$0.2 M
Transportation	$54.3 M
Total Unfunded Projects	**$252.9 M**

A listing of the unfunded projects by theme is included in the *Budget Summary* section of this document. This includes parks, outdoor spaces and trails; community parks and library facilities; streets and roads pavement; traffic safety and accessibility; and storm sewer system infrastructure.

The unfunded projects identified in this report represent only a portion of the unmet/deferred infrastructure needs in the City, with many significant needs spread across the capital theme areas.

- Parks and Recreation Master Plan Phase 1 (Years 1-5 in 2025 dollars) - $185 million to $260 million; new facilities planned for the later phases of the master plan
- Library Facilities Master Plan – over $55 million for existing and new facilities (2025 dollars)
- Vision Zero Action Plan - $350 million (2025 dollars) of capital improvements on the citywide high-injury network
- Storm Drain Master Plan - $290 million (in 2018 dollars) and the Storm Drain Pump Station Evaluation identified $3 million (2018 dollars) annually for pump station repair, maintenance and upgrades
- Santa Clara Bicycle Plan Update 2018 - $39.3 million (in 2018 dollars)
- Santa Clara Pedestrian Master Plan - $194.0 million (in 2019 dollars)

- Americans with Disabilities Act Self-Evaluation and Transition Plan (Draft) - $758.5 million (in 2024 dollars)
- Public buildings (e.g., new City Hall, existing City Hall, historic buildings, corporation yard)

Operating Budget Impacts of Capital Projects

The table below summarizes the additional annual resources required to operate and maintain new facilities coming on-line during the out years of the CIP. The FY 2026/27 Budget includes operating and maintenance funds for facilities.

Table 5: Operating Budget Impacts by Theme

Theme	2026/27	2027/28	2028/29	2029/30	2030/31
Technology and Equipment		25,000	30,000	30,000	30,000
Transportation	27,003	44,413	46,145	47,954	49,847
Total Operating Budget Impacts	**$27,003**	**$69,413**	**$76,145**	**$77,954**	**$79,847**

It is important to note that there are some projects in the Proposed CIP with operating and maintenance costs that have yet to be identified as the projects are still in the assessment phase. This includes new police facilities funded by Measure I general obligation bonds. The cost of operating renovated or expanded facilities or infrastructure will be incorporated into the operating budget in the fiscal year assets become operational once those costs are identified.

In addition, for certain parks projects, the City requires funding for construction, operation and maintenance for a minimum of 40 years from developer-dedicated parkland or creation of a special district.

OPERATING BUDGET OVERVIEW

The Proposed Budget includes updates to FY 2026/27 for all operating funds as reflected in the Source and Use Statements and described in the operating budget changes in the Appendix section of this document. This includes updated revenue and expenditure estimates for each fund.

In recent years, the General Fund position has improved due to strong revenue growth. In FY 2026/27, the General Fund budget is in balance and there is sufficient funding to set aside funds in a new Infrastructure Replacement Capital Fund, establish a Position Restorations Reserve to unfreeze positions that were frozen to address budget shortfalls in previous years, fund contributions to the Pension Stabilization Reserve, set aside funding for City Council priorities, and fund position changes to address organizational reviews and other needs.

Ten-Year Financial Forecast and Economic Outlook

The Ten-Year General Financial Forecast (Forecast) provides policy makers and the public with an updated assessment of the City's fiscal health and serves as a strategic planning tool to assist the City Council, staff, and the public with decision-making as they work to adopt the budget and consider long-term financial strategies for

the City. The Forecast also identifies known risk factors and vulnerabilities, and it provides a foundation for evaluating priorities and understanding trade-offs moving forward.

The Forecast, which is included in the *Ten-Year General Fund Financial Forecast* section of the document, compares anticipated ongoing General Fund revenues with expenditures, which include the projected costs of providing the current level of service. Individual projections of revenues and expenditures are developed based on trend analyses, input from available economic reports, consultant recommendations, departments, updated salary and benefit information, and non-personnel costs. The most current information available is incorporated into the Forecast.

As shown in the table below, this Forecast shows a stable General Fund with small surpluses in most years. The FY 2026/27 budget is in balance at $377.2 million of funding sources and uses. In the remaining years, small surpluses and shortfalls range from -$1.9 million to $8.9 million equate to -0.5% to 1.7% of expenditures annually. This reflects improvement from the last Forecast primarily due to stronger revenue growth.

Table 6: FY 2026/27 – FY 2035/36 Ten-Year General Fund Forecast
($ in millions)

	2026/27	2027/28	2028/29	2029/30	2030/31	2031/32	2032/33	2033/34	2034/35	2035/36
Funding Sources	$377.2	$385.4	$401.5	$415.7	$433.4	$449.1	$466.1	$484.2	$503.2	$523.9
Projected Expenditures	$377.2	$384.8	$403.4	$416.8	$432.7	$448.8	$464.6	$479.2	$497.6	$515.0
(Shortfall)/ Surplus	**$0.0**	**$0.6**	**($1.9)**	**($1.1)**	**$0.7**	**$0.3**	**$1.5**	**$5.0**	**$5.6**	**$8.9**
% of Expenses	0.0%	0.2%	-0.5%	-0.3%	0.2%	0.1%	0.3%	1.0%	1.1%	1.7%

The Forecast compares ongoing revenues and expenditures to address the existing staffing and service levels. It does not factor in the following:

- Costs to fully fund infrastructure needs;
- Costs to address growth in the City;
- Costs to add new services; and
- Costs to provide permanent funding for pilot programs.

While infrastructure needs are not fully met, there is progress in this area. Historically, the City has funded many capital infrastructure and equipment needs with one-time funds on a pay-as-you-go basis. The lack of sufficient one-time funding resulted in a backlog of unmet/deferred infrastructure needs. In November 2024, Santa Clara voters approved a $400 million General Obligation Bond to address the most critical needs. There remains a need for ongoing funding to replace the City's infrastructure. The last Forecast began to address that need with modest funding starting at $1 million annually and growing throughout the forecast. This Forecast expands on that effort by setting aside an amount equivalent to three percent of General Fund expenditures into a capital infrastructure replacement fund.

With the improved Forecast, funding is also set aside to restore positions that were frozen in prior years to address budget shortfalls. These restorations would be considered in FY 2026/27 or during the development of the Proposed FY 2027/28 and FY 2028/29 Operating Budget in conjunction with departmental organizational reviews. In addition, the Forecast incorporates contributions to the Pension Stabilization Reserve.

The City has identified various risk factors that could have a potential impact on the Forecast. These include:

- Impacts of the Middle East conflict;
- Uncertainty regarding results of tariffs and other federal actions;
- An economic downturn;
- State/federal legislative changes and legal challenges;
- CalPERS actuarial changes or reform actions; and
- Unanticipated critical capital/infrastructure needs.

Economic Outlook

The Spring 2026 UCLA Anderson Forecast pointed to economic growth approaching 3% in 2026. "After momentarily stuttering in 2025 in the face of the highest tariff rates in a century, the U.S. economy is expected to resume a brisk pace of nearly 3% GDP growth in 2026. This expansion is fueled by significant fiscal stimulus, through income tax cuts, looser financial conditions, and an expanding boom in AI capital expenditures. Supporting this growth in demand are the continued gains in productivity observed since the post-pandemic recovery. While the labor market is projected to strengthen in response to rising demand, restrictive immigration policies will continue to limit its overall rate of expansion."[1]

U.S. Quarterly Real GDP Growth Forecast (UCLA Spring 2026 Economic Forecast)

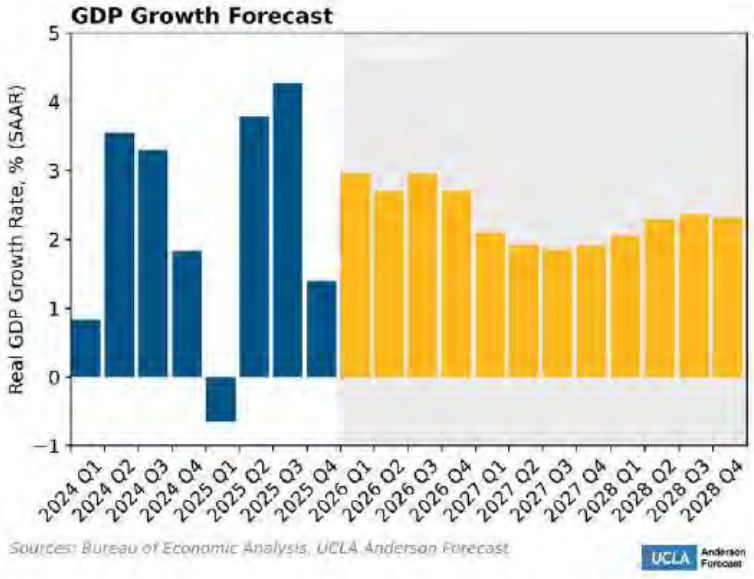

While the Spring 2026 UCLA Forecast projected solid growth, recent developments have resulted in greater economic uncertainty. Economists have pointed to a number of negative impacts associated with the Middle East conflict, including increased gas prices and inflation, lower consumer spending and economic growth, and significant financial market volatility. With the energy supply shock, this conflict is having a material impact on the global economy.

In the second estimate for the fourth quarter of 2025, the Gross Domestic Product (GDP) increased at an annual rate of 0.7%, following a GDP increase of 4.4% in the third quarter. The increase in real GDP primarily reflected increases in consumer spending and investments. These were offset by decreases in exports and government spending. Imports, which are a subtraction in the calculation of GDP, decreased.[2]

[1] UCLA Anderson Forecast for the Nation, Spring 2026 Report: From Tariff Hikes to Income Tax Cuts, Clement Bohr
[2] https://www.bea.gov/news/2026/gdp-second-estimate-4th-quarter-and-year-2025

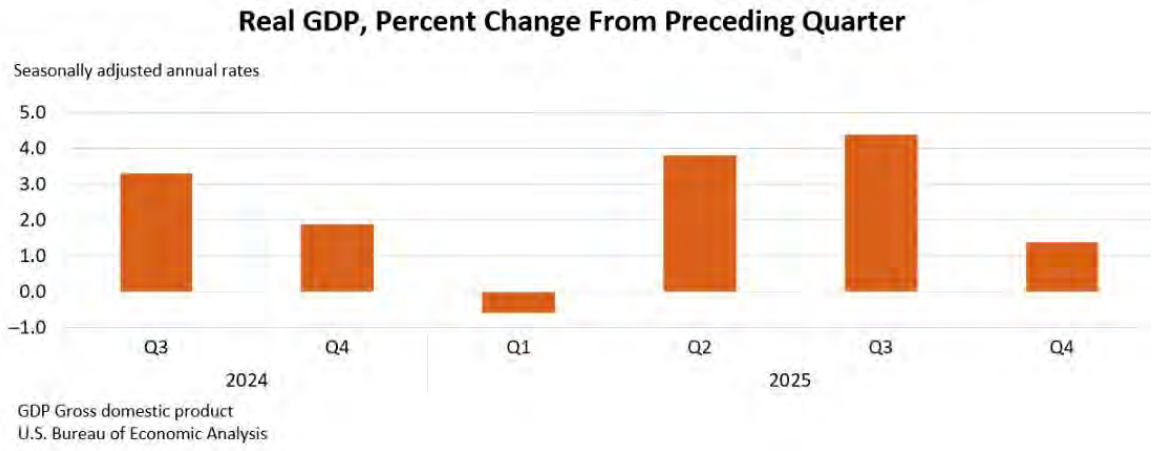

The unemployment rates at the state, local, and national level have increased slightly over the last several years, with the rate for this region remaining consistently below the rate for the State and closer to the national level.

Unemployment Rate (Not Seasonally Adjusted)				
	Dec. 2022	Dec. 2023	Dec. 2024	Dec. 2025
Nation	3.3%	3.5%	3.8%	4.1%
California	4.0%	4.9	5.1%	5.1%
San José-Sunnyvale-Santa Clara Metropolitan Statistical Area	2.6%	3.9%	4.0%	4.0%
Source: Federal Reserve Economic Data				

Property values in Santa Clara remain high. In 2025, the median price of a single-family home totaled $2.01 million, which was up from the 2024 level of $1.95 million as shown in the Single-Family Residential Home Sales chart. The number of closed sales also increased from 418 in 2024 to 441 in 2025. However, this sales volume remains below historical levels.

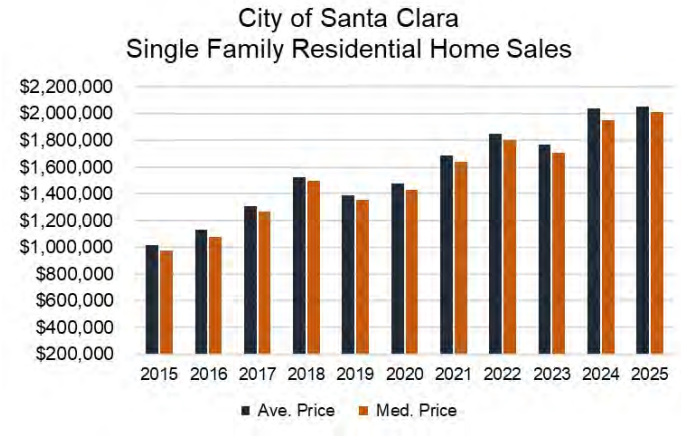

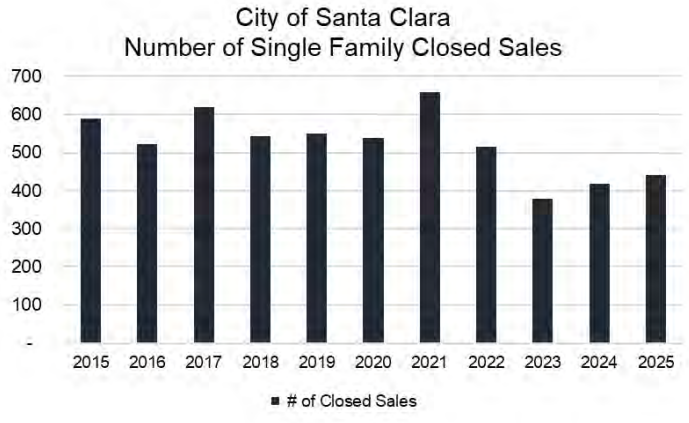

Data Source: Santa Clara County Association of Realtors

There are significant development projects underway in Santa Clara that will bring new revenues as well as new costs. The financial impacts of these developments have not been factored into this forecast given the uncertainty regarding the timing. However, it is anticipated that this additional development activity will have a positive impact on the forecast.

Amendments to the FY 2026/27 Adopted Operating Budget

The City Council approved the FY 2025/26 and 2026/27 Biennial Operating Budget in June 2025. While this year's budget is focused on the capital budget, amendments to the FY 2026/27 Adopted Operating Budget are necessary to reflect the updated revenue estimates and to account for updated labor and non-personnel costs in the General Fund and other funds. With the improved General Fund Forecast, there are a number of service enhancements that are recommended for funding in FY 2026/27, including:

- $2.0 million in the General Fund for City Council priorities; the City Council will determine the use of these one-time funds.
- $1.0 million from the General Fund transferred to the Measure I Bond Projects Furniture, Fixtures and Equipment project in the General Government Capital Fund to cover project-related costs that are ineligible for bond proceeds.
- $10.4 million from the General Fund transferred to a new Infrastructure Replacement Capital Fund to replace capital assets that have reached the end of their useful life.
- $3.0 million from the General Fund allocated to a Position Restorations Reserve to unfreeze positions that were frozen to address budget shortfalls in previous years.
- $4.8 million from the General Fund allocated to the Pension Stabilization Reserve; this contribution is equivalent to one percent of the unfunded liability and is consistent with the targeted annual contribution set forth in the City's Budget and Fiscal Policies.
- Position changes based on organizational reviews conducted for the Public Works and Parks and Recreation Departments to improve effectiveness and service delivery in those departments. Additional organizational reviews are underway and position changes are expected to be brought forward in FY 2026/27 and/or during the FY 2027/28 and FY 2028/29 Proposed Operating Budget process. Additional positions are recommended to address specific needs as described below.

The 2026/27 Proposed Budget reflects an increase of 30.25 positions from the 2026/27 Budget approved in June 2025 as detailed in the *Budgeted Positions* section of this document. This includes a net 6.0 positions that were added during FY 2025/26 after the adoption of the budget (1.0 position added through Report to Council 25-773, 3.0 positions added through Report to Council 25-725, and a net 2.0 positions added through Report to Council 26-249) and 24.25 positions proposed in this budget.

The net 6.0 positions previously added during FY 2025/26 are summarized below.

- Community Development Department (2.0 FTE): addition of 1.0 Communications Coordinator, 1.0 Business Analyst position, and 1.0 Senior Planner position; deletion of 1.0 Staff Analyst II.
- Electric Utility Department (4.0 FTE): addition of 1.0 Electric Program Manager position, 1.0 Senior Electric Utility Engineer position, 1.0 Electric Utility Engineer position, and 1.0 Management Analyst position.

A net 24.25 positions are recommended as part of the FY 2026/27 and FY 2027/28 Proposed Capital Improvement Program Budget as described below.

- City Manager's Office/Non-Departmental (3.0 FTE): add 1.0 Senior Management Analyst position to support small businesses including providing assistance through the development process, partially supported by the Building Development Services Fund. Unfreeze 1.0 Senior Management Analyst position to provide analytical and administrative support. Reallocate 1.0 Management Analyst from the Public Works Department to Non-Departmental to support the Measure I general obligation bond implementation.
- Electric Utility Department (-12.0 FTE): add 1.0 Electric Program Manager position and 1.0 Staff Aide II position to support the Public Benefits Program, 1.0 Management Analyst position to support the engineering function, and 1.0 Key Customer Service Representative position to support the Key Accounts team. Additionally, reallocate 16.0 positions from the Electric Utility Department to the Finance Department to reflect an updated organizational structure under which the Business Services Division is moved to the Finance Department.
- Finance Department (17.0 FTE): add 1.0 Management Analyst position, funded by the Electric Utility Fund, to support the SVP Business Services Division. Additionally, reallocate 16.0 positions to the Finance Department from the Electric Utility Department to reflect an updated organizational structure.
- Human Resources Department (4.0 FTE): add 2.0 Management Analyst positions to support safety and wellness, 1.0 Management Analyst position to support SVP (funded by the Electric Utility Fund), and 1.0 Human Resources Technician position to assist with recruitment efforts.
- Library Department (0.25 FTE): Increase 0.25 FTE of an existing Office Specialist II position (from 0.75 to 1.0 FTE) to support Library Department administration.
- Parks and Recreation Department (6.0 FTE): as a result of an organizational review, add 1.0 Assistant Director of Parks & Recreation position, 1.0 Division Manager position, 1.0 Parks Construction, Maintenance & Repair Manager position, 2.0 Recreation Coordinator positions, 3.0 Office Assistant positions, 1.0 Management Analyst position in the Parks & Recreation Department. These additions are partially offset by recommended deletions of 1.0 Deputy Parks & Recreation Director position, 1.0 Recreation Manager position, and 1.0 Park Maintenance Crafts Worker position.
- Public Work Department (6.0 FTE): As a result of an organizational review, add 1.0 Assistant Director position, 1.0 Division Manager position, 2.0 Senior Engineer (Civil) positions, 1.0 Associate Engineer position, 2.0 Automotive Technician I positions (with a two-year term limit), and 1.0 Assistant Engineer (restore previously frozen position) in the Department of Public Works. These position additions are partially offset by a recommended deletion of 1.0 Deputy Director position. Additionally, a reallocation of 1.0 Management Analyst position from the Department of Public Works to Non-Departmental is recommended to reflect the shift of the position that supports the Measure I general obligation bond implementation.

The detailed amendments to the FY 2026/27 Operating Budget by fund can be found in the *Appendices* section of this document.

Stadium Authority

The Stadium Authority exists as a public body, separate and distinct from the City, and is established to provide for development and operation of Levi's Stadium. It is structured so that the City will not be liable for debts or obligations of the Stadium Authority. The Stadium Authority's stand-alone Fiscal Year 2026/27 Operating, Debt and Capital Budget was adopted by the Stadium Authority Board on March 10, 2026 and can be found at https://www.santaclaraca.gov/our-city/santa-clara-stadium-authority/financial-reports#Stadium-Budget. This budget reflects the revenues and expenditures related to the support of the Stadium. In the City budget, City expenditures related to the Stadium Authority are budgeted in the General Fund, under Non-Departmental, and are reimbursed by the Stadium Authority.

SUMMARY

The Proposed Fiscal Year 2026/27 and 2027/28 Biennial Capital Budget is consistent with the City's mission and appropriates resources to address the highest priority capital infrastructure needs. With the voter approval of Measure I in November 2024, the City will be focusing on delivering the $400 million in authorized capital projects over the next decade. This CIP includes funding of $63.2 million from the first tranche of projects, with the second and third tranches to be incorporated into future CIPs. With these funds, the City will address many critical infrastructure needs. However, a funding gap remains and unfunded projects identified in this budget total $252.9 million over the next five years. This funding gap does not fully represent all the unmet/deferred infrastructure needs throughout the City beyond the five-year CIP period that total over $1 billion. The City will continue to work on strategies to address this funding gap.

The Proposed Budget also includes updates to the FY 2026/27 Operating Budget that was adopted in June 2025. Based on the improved Ten-Year General Fund Forecast, there are additional investments factored into the budget, including funding for City Council priorities, the establishment of a new Infrastructure Replacement Capital Fund, contributions to the Pension Stabilization Reserve and the Measure I Bond Projects Furniture, Fixtures and Equipment project, as well as recommended position additions tied to organizational reviews conducted for the Public Works and Parks and Recreation Department and other specific needs. With these funds, the City will continue to deliver a high level of service to the residents and businesses in Santa Clara, including supporting day-to-day operations and supporting the upcoming FIFA special events within the City.

City departments worked together to prepare this Proposed Budget for consideration by the City Council and the community. The hard work and dedication of City staff are greatly appreciated.

In closing, I want to thank the City Council for our continued strong partnership in supporting vital City services while also ensuring the fiscal health of the City. It is through this strong partnership that we continue to provide a wide range of public services that our community enjoys.

Respectfully submitted,

Jōvan Grogan
City Manager

Kenn Lee
Director of Finance

SANTA CLARA AT A GLANCE

The City of Santa Clara (City) has always reflected the progressive, bellwether nature of California. It is one of the oldest cities in the state, an agricultural powerhouse in the 1800s, and the birthplace of many of the technological innovations that created Silicon Valley in the 1900s. Today, it maintains its leading-edge status as a community that is nationally recognized for its livability and a city that has a sustainable, bright future powered by the private investment of billions of dollars in new development and growth opportunities.

History

Santa Clara was incorporated in 1852 as a Charter City with a Council/Manager form of government although it existed as a community for hundreds of years prior to that as a village for the Ohlone and their ancestors. European explorers came to the area in the mid-1700s and settled it as a military and religious outpost. It is called the “Mission City” in reference to the Mission Santa Clara de Asis, which opened in 1777 as one of 21 Spanish missions established by Franciscan padres along El Camino Real in California.

Size

Santa Clara encompasses 18.28 square miles in the heart of Northern California’s Santa Clara County, also known as Silicon Valley, in recognition of the region’s leadership in technology innovations that changed the way the world lives, works, learns, and plays. It is part of the burgeoning South Bay metropolitan area that includes the City of San José, the 13th largest city in the U.S., and the wider nine-county San Francisco Bay Area.

Population[1]

The 2025 population of the City of Santa Clara is estimated at 134,587 and is one of the most diverse in the nation with about 46% of residents born outside the U.S. The City’s residents are highly skilled and educated, with approximately 66% of adults holding a bachelor’s degree or higher. The median age is 34.6 years, and the median household income is reported at $178,958.

Business[1]

Businesses in City of Santa Clara range from entrepreneurial start-ups to longstanding family-owned firms and to the international headquarters of Fortune 500 corporations. Millions of square feet of new office and retail projects are under development or in planning stages, greatly expanding the City's capacity to accommodate businesses that want to start, relocate or expand in a high energy, dynamic environment. Some of the largest employers within the City include Advanced Micro Devices Inc., Applied Materials Inc., California's Great America, Intel Corporation, Kaiser Foundation Health Plan, and Nvidia Corp.

City Services

Santa Clara is a full-service city with its own police and fire departments and electric, water and sewer utilities. Other core services include libraries, parks, services and recreational programs for seniors and youth, neighborhood beautification, free citywide outdoor Wi-Fi, special events and support of history and art museums. The City also provides development and planning services, housing programs, and maintenance of the City's transportation infrastructure.

Housing[1]

There are approximately 48,601 households in the City and housing stock continues to expand through new transit-oriented developments that offer lifestyle alternatives to the City's traditional single-family neighborhoods and carefully preserved historic homes. The City is in a metropolitan area that is one of the highest priced housing markets in America. As of February 2026, the median price of a single-family home was $2,065,000, and the average rent for a one-bedroom apartment was $3,211. Santa Clara has invested millions of dollars in affordable housing projects and oversees long term affordability compliance for 6,399 rental units for seniors, families, homeless and disabled residents.

Transportation

In addition to approximately 590 lane miles of City-owned roadways, Santa Clara is crisscrossed by State Highway 101 and El Camino Real (Highway 82) and two regional County of Santa Clara expressways. Public transit services in the City include Santa Clara Valley Transportation Authority buses and light rail, Caltrain, Altamont Corridor Express (ACE), Capitol Corridor, and Amtrak. A future extension of BART into the South Bay is underway and will terminate in Santa Clara, and the Norman Y. Mineta San José International Airport borders the City. In late 2023, Santa Clara partnered with the City of Cupertino and launched a multi-year public on-demand electric vehicle rideshare service, also known as Silicon Valley Hopper. Phase I of the service covers southern Santa Clara, and in the fall of 2026, Phase II will expand the service area to include all areas north of the railroad tracks, providing service to the entire city. Santa Clara has also placed a priority on enhancing multi-modal transportation and improving transportation accessibility and safety for residents and businesses. Several

plans have been approved to help guide these efforts that include the Bicycle Master Plan, Pedestrian Master Plan, ADA Self-evaluation and Transition Plan, and the Vision Zero Action Plan. The City is also in the process of completing a Creek Trail Network Expansion Masterplan for future expansion of trail facilities to complement the existing San Tomas Aquino Creek Trail.

Education[1]

Public schools serving residents of Santa Clara are under the authority of independent school districts. The City works closely with the school districts to provide quality educational opportunities for grades K-12 and students attending Mission College for a two-year degree or professional development. Santa Clara University, the oldest institution of higher learning in California, is in the historic Downtown Quad area of the City and enrolls 6,115 undergraduate students and 3,063 graduate students.

Infrastructure

Each year, the City makes significant investments in maintaining, expanding, and improving civic infrastructure for the benefit of residents and businesses. The City has the lowest combined water, sewer, and electric rates in the nine Bay Area counties. The City-owned electric utility, Silicon Valley Power (SVP), is recognized as a Smart Energy Provider from the American Public Power Association for demonstrating a commitment to and proficiency in energy efficiency, distributed generation and environmental initiatives that support the goal of providing safe, reliable, low-cost and sustainable electric service. Over the past few years, the City's water storage and delivery system has been upgraded and it is one of the most successful purveyors of recycled water with 33 miles of recycled water pipelines within Santa Clara's city limits and about one billion gallons each year. The City is a partner in the San José-Santa Clara Regional Wastewater Facility and is investing approximately $186 million over the next 10 years to update the aging facility and expand capacity. The Water & Sewer Utilities is a past recipient of the California Municipal Utilities Association (CMUA) Resource Efficiency Award for its recycled water program – retrofits for developments. The Water & Sewer Utilities also received the Clean Water Environment Association's Collection System of the Year 2024 award for medium-sized utility in the wastewater field.

Economic Development

The City of Santa Clara welcomes business, and that strategic attitude is paying off with billions of dollars in private investment currently under construction or in the pipeline. As projects come online, the City's economic base is broadened and diversified, ensuring greater fiscal stability in the future as well as increased revenues to the City's budget.

Development projects approved over the past fiscal year include several housing, mixed-use, and commercial/ industrial projects:

- 3065 Bowers Avenue received an Architectural Review permit to allow for the development of a 101,171 square foot Manufacturing Building and Central Utility Building for Intel;
- 2290 de la Cruz Boulevard received an Architectural Review permit to allow for the development of a one-story 11,100 Square-Foot prefabricated steel building;
- 2303 Gianera Street received an Architectural Review permit to allow for the development of eight semi-attached single-family residences;
- 4249 Cheeney Street received an Architectural Review permit to allow for the development of nine two-story townhouses;
- 2400 Condensa Street received an Architectural Review permit to allow for the development of a 345,475 Square-Foot Office Building, 2,737 Space Parking Structure, and a Pedestrian Bridge; and
- 1400 Coleman Avenue received an Architectural Review permit to allow for the development of 142 four-story townhome units.

In addition to projects receiving planning approval, 1,240 residential units were constructed in FY 2025/26 in five multifamily residential buildings.

More information on new development projects can be found on the City's website https://www.santaclaraca.gov/business-development under the "Development Projects" link.

1 California Department of Finance Demographic Research Unit; January 2024 and January 2025 City Population Table
US Census QuickFacts, July 1, 2025
Santa Clara County Association of Realtors Market Housing Statistics March 2026
Santa Clara University 2025-2026 Undergraduate Bulletin
Rentcafe.com – Average Market Trends as of March 23, 2026
Employment Development Department, Major Employers in California
Data USA Santa Clara

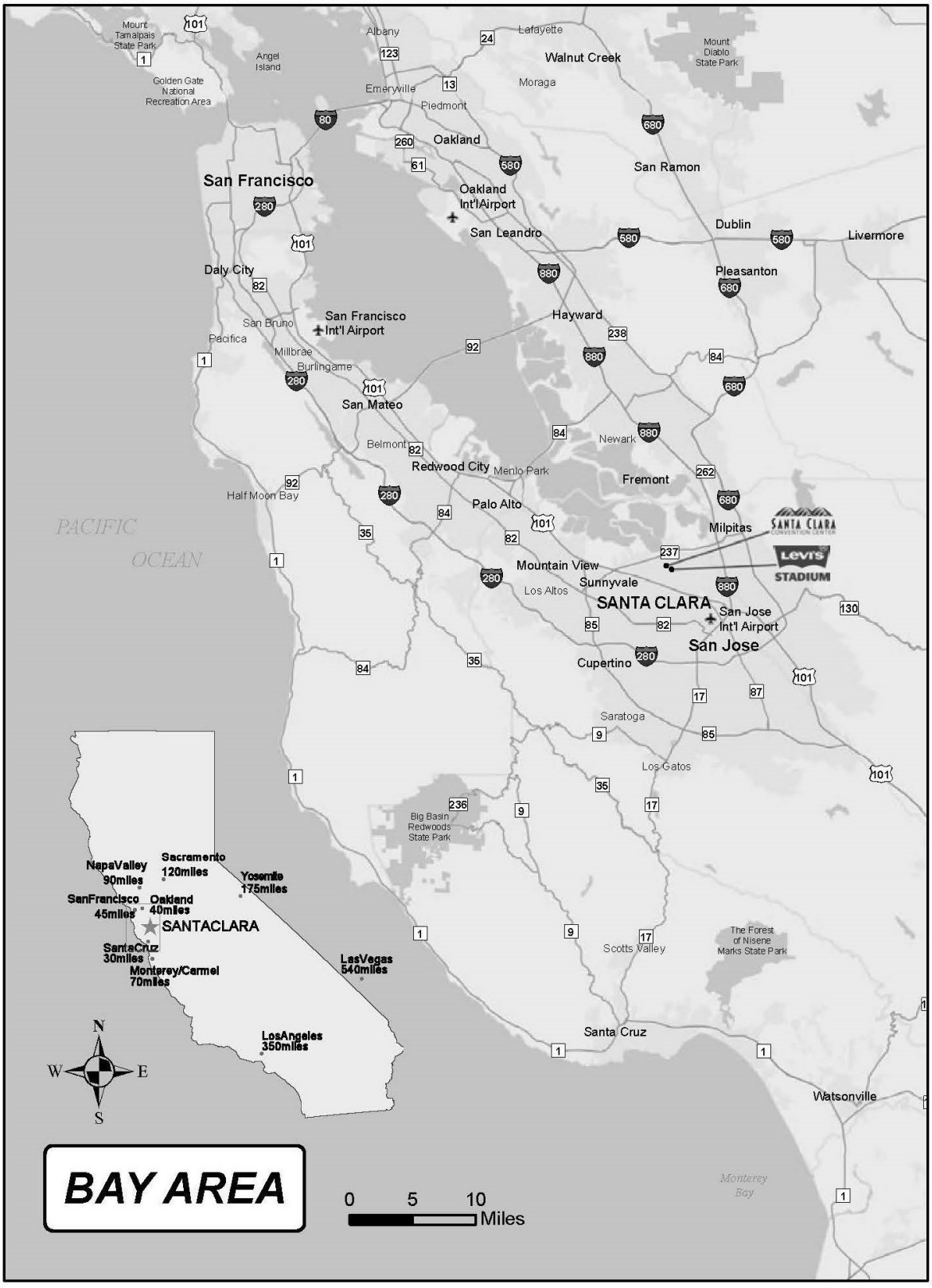
Mount Tamalpais State Park
Angel Island
Golden Gate National Recreation Area
Albany
Emeryville
Piedmont
Oakland
Lafayette
Walnut Creek
Moraga
Mount Diablo State Park
San Ramon
San Francisco
Oakland Int'l Airport
San Leandro
Dublin
Livermore
Pleasanton
Daly City
San Bruno
Pacifica
San Francisco Int'l Airport
Millbrae
Burlingame
San Mateo
Hayward
Belmont
Redwood City
Menlo Park
Newark
Fremont
Half Moon Bay
Palo Alto
Milpitas
PACIFIC OCEAN
Mountain View
Sunnyvale
Los Altos
SANTA CLARA
San Jose Int'l Airport
San Jose
Cupertino
Saratoga
Los Gatos
Big Basin Redwoods State Park
Scotts Valley
The Forest of Nisene Marks State Park
Santa Cruz
Watsonville
Monterey Bay
SANTA CLARA CONVENTION CENTER
LEVI'S STADIUM
NapaValley 90miles
Sacramento 120miles
Yosemite 175miles
SanFrancisco 45miles
Oakland 40miles
SANTACLARA
SantaCruz 30miles
Monterey/Carmel 70miles
LasVegas 540miles
LosAngeles 350miles
N
W
E
S
BAY AREA
0 5 10
Miles

Community Profile[1]

Geography

Persons per Square Mile
Santa Clara: 6,984
County: 1,500

Land in Square Miles
Santa Clara: 18.28
County: 1,291

Population

Santa Clara	County
134,587	1,922,259

Diversity

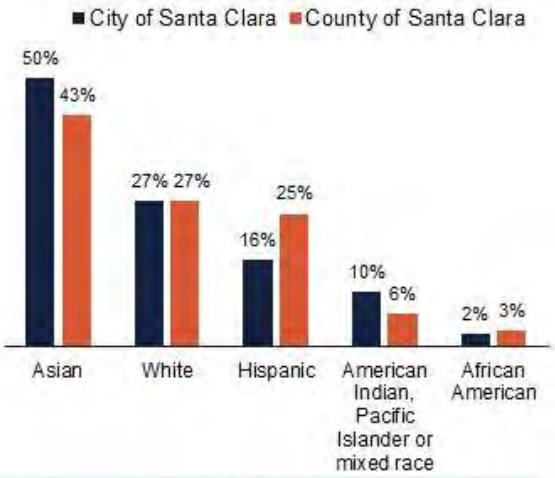

Age

Santa Clara	County
Median Age 34.6 years	Median Age 38.1 years
Age 18-64: 78%	Age 18-64: 76%

Education

High School Graduate or Higher

Santa Clara	County
94%	89%

Bachelor's Degree or Higher

Santa Clara	County
66%	57%

Foreign Born

Santa Clara: 46%
County: 42%

Median Family Income

Santa Clara	County
$178,958	$164,281

Labor Market

Labor Force
Santa Clara: 78,400
County: 1,031,500

Unemployment Rate
Santa Clara: 3.4%
County: 4.0%

[1]US Census QuickFacts July 2025; CA EDD – Labor Market Info as of March 2026; CA Dept. of Finance Demographic Research Unit; Data USA Santa Clara

SANTA CLARA COMPARISON TO OTHER LOCAL CITIES IN THE LOCAL REGION

The following graphs compare FY 2025/26 per capita revenues from key sources and total budgeted expenditures for FY 2025/26 in the City of Santa Clara to other cities in the local region. Sales tax, property tax, and transient occupancy tax categories are included as they are the largest economically sensitive General Fund revenue sources for the City.

Expenditure data for selected city budgets in relation to their respective population is included for all funds and the General Fund for FY 2025/26. The assets per capita for FY 2024/25 are also shown. It is important to note Santa Clara and Palo Alto include City-owned utilities that result in relatively higher budgets and assets per capita.

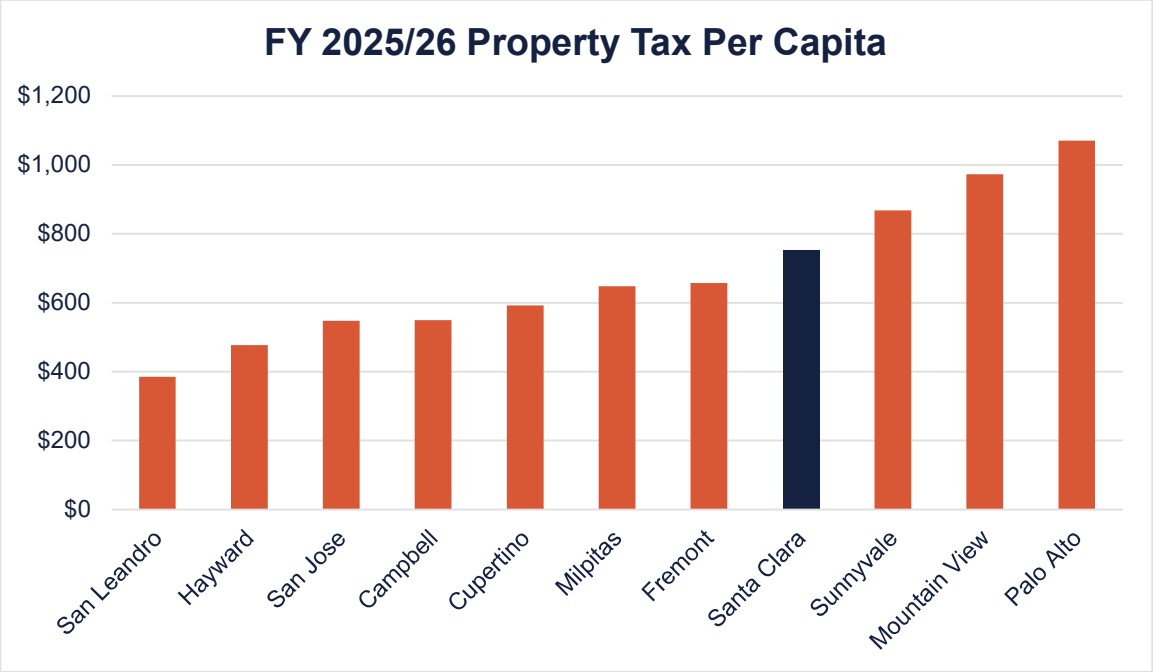

Source: City of Milpitas FY 2025/26 Adopted Budget

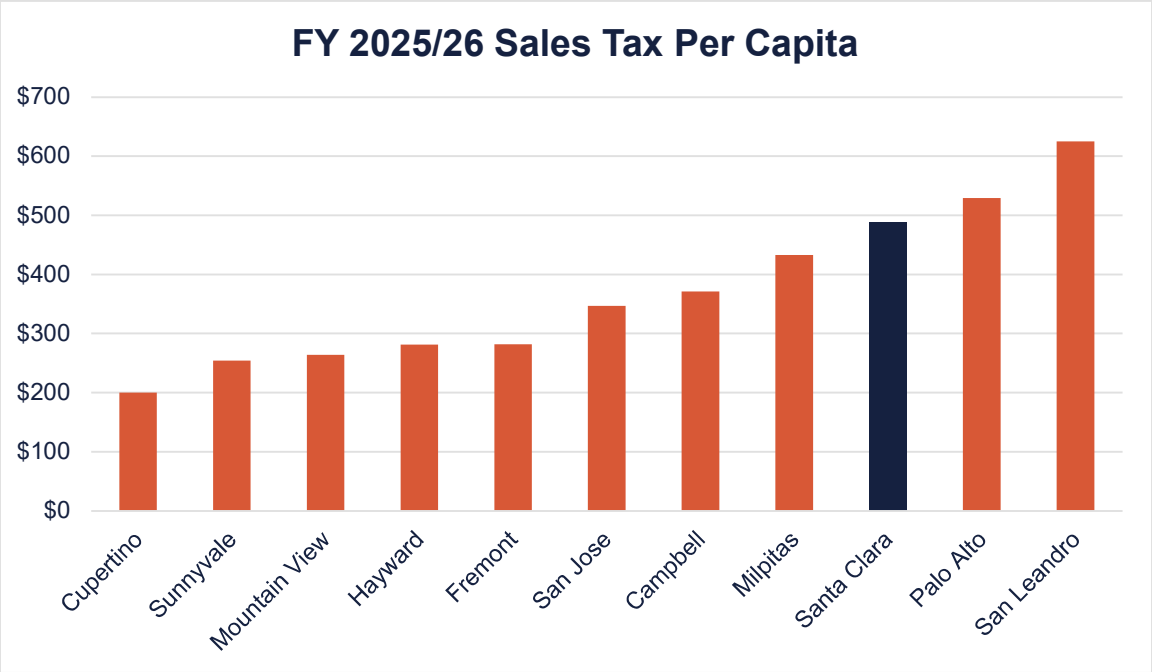

Source: City of Milpitas FY 2025/26 Adopted Budget

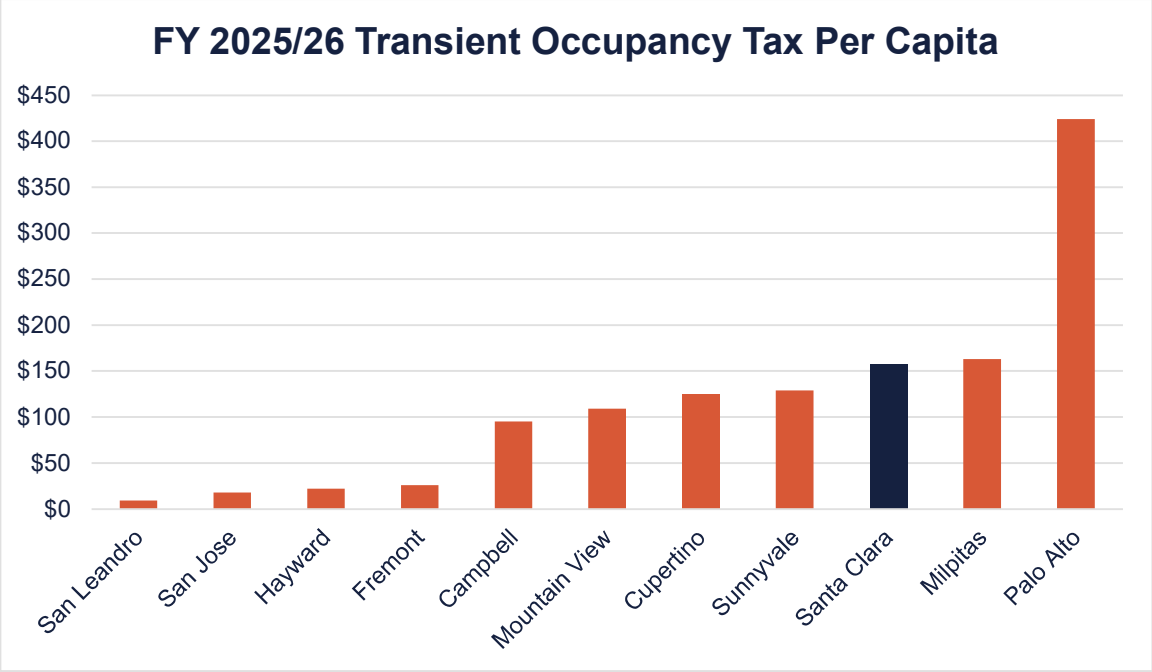

Source: City of Milpitas FY 2025/26 Adopted Budget

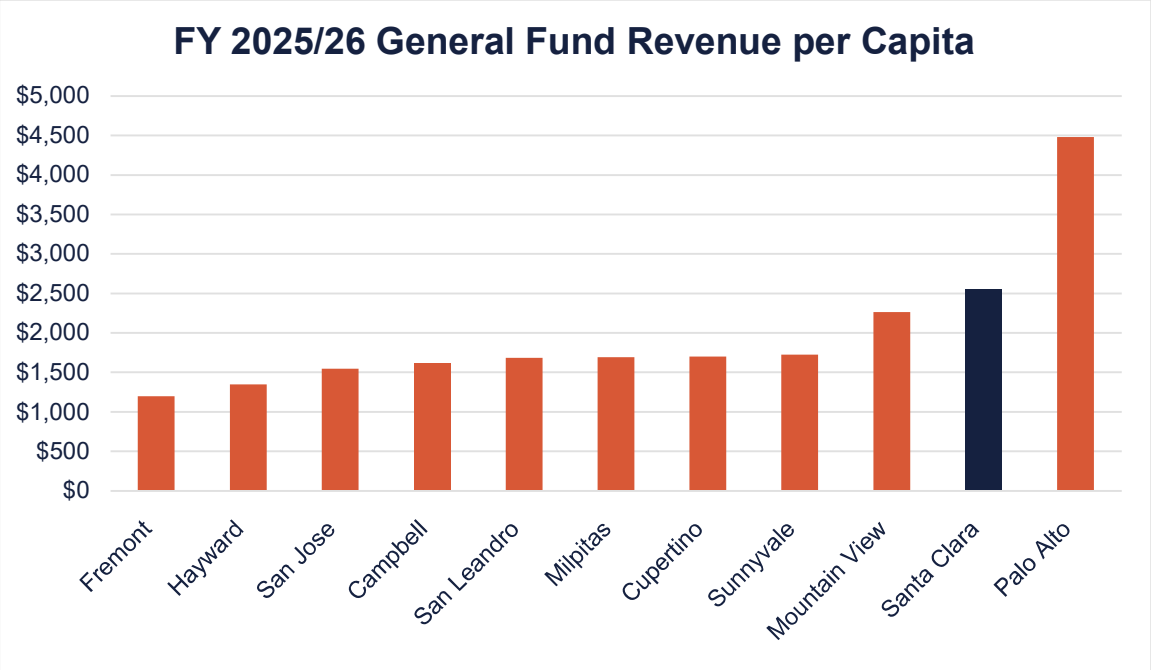

Source: Each city's FY 2025/26 Adopted Budget

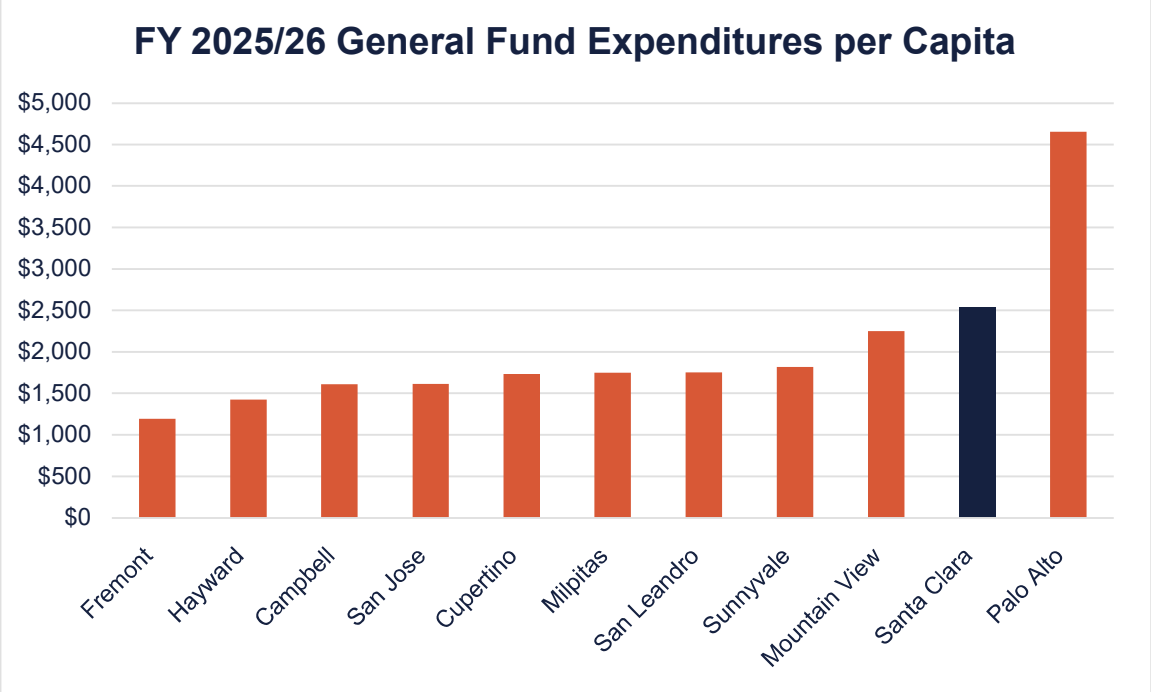

Source: Each city's FY 2025/26 Adopted Budget

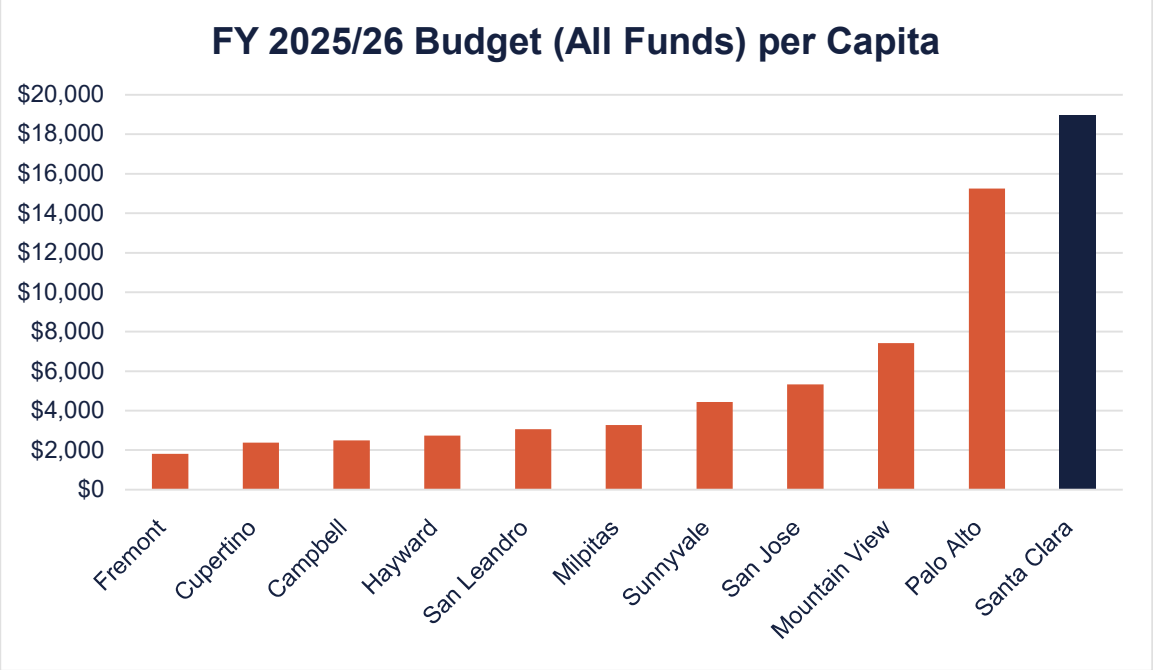

Source: Each city's FY 2025/26 Adopted Budget

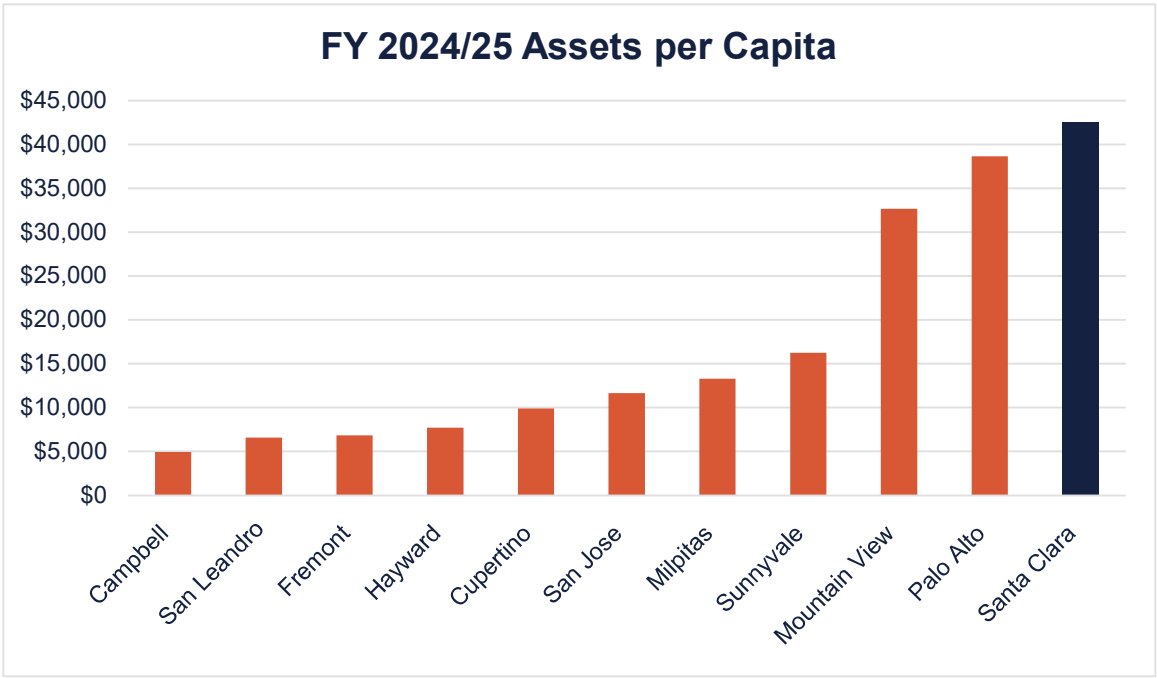

Source: Each city's FY 2024/25 Annual Comprehensive Financial Report with the exception of the City of Hayward, FY 2023/24 Annual Comprehensive Financial Report

Note: For Budget (All Funds) and Assets tables, the budgets for Santa Clara and Palo Alto include City-owned utilities that account for a significant portion of the budget.

Roster of City Council and Commission Members*

City Council

Mayor	**Lisa M. Gillmor**
Vice Mayor, Councilmember District 1	**Albert Gonzalez**
Councilmember District 2	**Raj Chahal**
Councilmember District 3	**Karen Hardy**
Councilmember District 4	**Kevin Park**
Councilmember District 5	**Sudhanshu "Suds" Jain**
Councilmember District 6	**Kelly G. Cox**

Board of Library Trustees

Jonathon Evans
Daniel Huynh
G. Salim Mohammed
Debbie Tryforos
Stephen Ricossa

Civil Service Commission

Samuel Pumarejo
Arti Purohit
Ron Billingsley
Franklin J. Felizardo
Wesley Dudzinski

Cultural Commission

Debra von Huene
Candida Diaz
Neetu Garg
Charles Pontious
Louis Samara
Kuku Das
Abinas Roy

Historical and Landmarks Commission

Patricia Leung
Ed Stocks
Michael Celso
Yvonne Inciarte
Kathleen Romano
Ana Vargas-Smith
Kaushal Varshney

Parks and Recreation Commission

Dana Caldwell
Maureen Reilly Chu
Derek DeMarco
Eversley Forte
Vikas Gupta
Edward Souza

Planning Commission

Eric Crutchlow
Mario Bouza
Priya Cherukuru
Lance Saleme
Qian Huang
Nancy A. Biagini
Yashraj Bhatnagar

Salary Setting Commission

David Kertes
John Sontag
Mihir Kakkad
MV Kumar

Senior Advisory Commission

Rick Andrews
Kris Kishhor Kapadia
Maria Vaz
Rebecca J. Seldon
Alma Soto

Youth Commission

Julianna Arias
Allysa Domensino
Namita Gaidhani
Srikha Gopisetti
Neha Israni
Rebecca Kunze
Malia Martin
Samaira Mehta
Brian Rong
Samarth Suresh
Mateo Espinal
Niharika Uppalapati
Drew Madriaga
Seoyun Chong
Aneesha Vemu
Ayaan Mathur
Ibrahim Rayees

**As of April 2026*

Executive Management Team*

City Manager
Jōvan D. Grogan

City Attorney
Glen Googins

City Clerk
Bob O'Keefe

Assistant City Manager
Vacant

Assistant City Manager (Limit-Dated)
Paulina Morales

Chief of Police
Cory Morgan

Director of Human Resources
Marco Mercado (interim)

Director of Parks and Recreation
Damon Sparacino

City Librarian
Patty Wong

Director of Water and Sewer Utilities
John Ramirez

Director of Community Development
Afshan Hamid

City Auditor
Vacant

Assistant City Manager
Aracely Azevedo

Assistant City Manager
Elizabeth Klotz

Fire Chief
Ruben Torres

Director of Finance
Kenn Lee

Director of Information Technology
Adam Kostrzak

Chief Electric Utility Officer
Nico Procos

Director of Public Works
Craig Mobeck

Director of Economic Development & Sustainability
Reena Brilliot

**As of April 2026*

CITY ORGANIZATION CHART

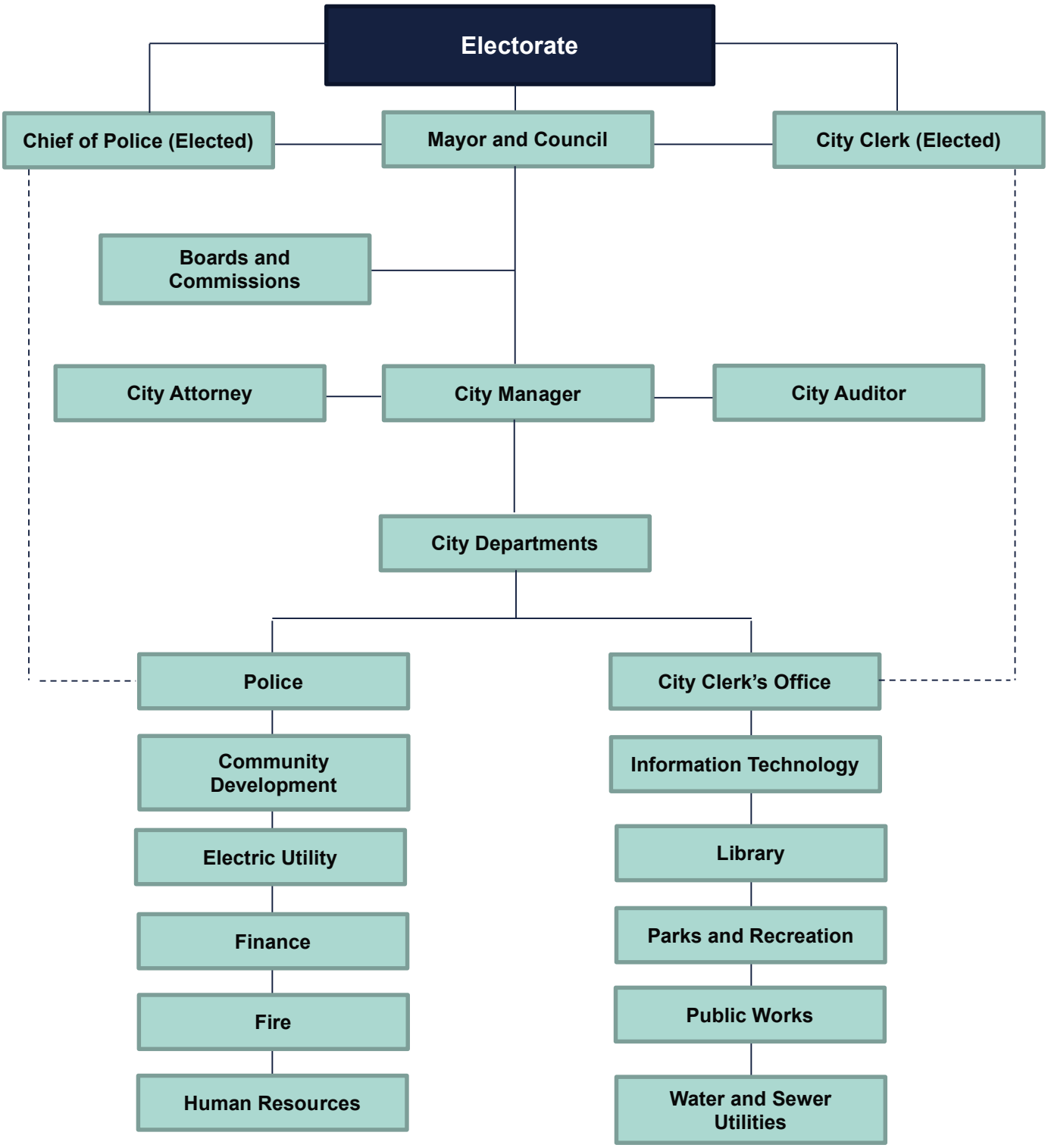

City Organization by Department/Division/Program

Mayor and City Council Offices

Mayor and City Council
- 1611 – City Council Program

City Attorney's Office

City Attorney
- 2411 – Program Administration
- 2412 – Program Litigation

City Clerk's Office

Elected City Clerk
- 2314 – Elections

Assistant City Clerk
- 2311 – Council/Administration Support
- 2312 – Public Information/Legislation Records Management
- 2313 – Political Reform Act

City Auditor's Office

City Auditor
- 3352 – City Auditor Administration
- 3353 – City Auditor Services

City Manager's Office

City Council Support
- 1021 – Policy Support for Decision Making
- 1022 – Intergovernmental Relations and Advocacy

Leadership and Management Services
- 1031 – Day-to-Day Operations
- 1032 – Strategic Planning
- 1033 – Community Outreach and Engagement

Community Development Department

Building
- 5532 – Plan Review and Permit Services
- 5533 – Field Inspection
- 5534 – Housing Inspection

Housing and Community Services
- 5542 – Federal State Grant
- 5543 – Neighborhood Conservation and Improvement Program
- 5544 – Community Development
- 5545 – Affordable Housing
- 5546 – Housing Authority
- 5547 – City Affordable Housing
- 5548 – Community Development Housing Successor

Planning
- 5522 – Development Review
- 5523 – Advanced Planning
- 5524 – Historical Preservation
- 5525 – Code Enforcement

Electric Utility Department *

Administrative and Business Services
- 1316 – Administrative Services

Engineering and Project Management
- 1361 – Engineering

Resource Planning and Engagement
- 1312 – Public Benefits
- 1313 – Key Accounts
- 1315 – LCRE Program
- 1317 – Fiber Program
- 1319 – Electric Vehicle Program
- 1325 – Greenhouse Gas Program
- 1356 – Resource Management
- 1358 – Risk Management and Settlements

Revenue and Resources
- 1321 – Revenues and Resources Costs
- 1326 – Resource and Production

Utility Operations
- 1324 – Utility Compliance
- 1351 – Systems Support
- 1362 – Power System Controls
- 1371 – Metering
- 1372 – Substation
- 1376 – Transmission & Distribution
- 1377 – Generation

* Program 1311 – Financial Services has been moved from the Electric Utility Department to the Finance Department under SVP Business Services.

Finance Department

Accounting
- 3322 – General Accounting

Administrative Services
- 3362 – Citywide Fiscal Planning

Budget
- 3315 – Budget and Financial Analysis

Municipal Services
- 3332 – Utility Billing Services
- 3333 – Revenue Receipting/Cashiering
- 3334 – Business Certificate
- 3335 – Field Services
- 3336 – Administration
- 3337 – Contact Center/Communication

Purchasing
- 3341 – Warehouse
- 3343 – Purchasing
- 3344 – Mail Services

SVP Business Services
- 3211 – Purchasing - Electric
- 3221 – Business Services - Electric

Fire Department

Administration
- 7811 – Administration
- 7812 – Special Operations

Community Risk Reduction
- 7831 – Administration / Investigation / Education
- 7834 – Development Services
- 7835 – Non-Development Services
- 7836 – Development CUPA
- 7837 – Non-Development CUPA

Emergency Medical Services
- 7861 – Emergency Medical Services

Field Operations
- 7822 – Emergency Response

Training
- 7841 – Training – Fire

Human Resources Department

Employee Benefits and Records
- 2514 – Records – Compensation
- 2515 – HR Workers' Compensation & Safety

Recruitment, Classification and Staff Development
- 2521 – Selection – Classification
- 2525 – Recruitment, Staff Development and Labor Relations

Information Technology Department

Contract Services
- 1931 – Contract Services

Enterprise Services
- 1911 – Application Services
- 1912 – IT Web Services
- 1913 – GIS Services

Infrastructure and Support
- 1921 – Infrastructure and Support

Telecommunication Services
- 1941 – IT Telecommunication Services

Library Department

Administration
- 1221 – Administration
- 1263 – Literacy Grants

Adult Services
- 1234 – Read Santa Clara
- 1241 – Reference and Adult Collections
- 1244 – Local History

Branch Services
- 1233 – Mission Library
- 1235 – Northside Branch
- 1236 – Bookmobile and Mobile Library Services

Customer Services
- 1245 – Customer Services

Facilities
- 1271 – Facilities

Technical and Technology Services
- 1251 – Technical Services
- 1272 – Technology

Youth Services
- 1231 – Youth Services
- 1232 – Library – Young Adult

Parks and Recreation Department

Administration
- 1121 – Administration
- 1122 – Park Development
- 1123 – Park Projects
- 1171 – Citywide Special Events

Cemetery
- 0125 – Perpetual Care
- 0131 – Endowment Care
- 1162 – Maintenance of Grounds
- 1163 – Maintenance of Buildings
- 1164 – Operations

Parks
- 1132 – Parks
- 1133 – Pools
- 1134 – Buildings
- 1135 – Operations

Recreation
- 1141 – Health and Wellness
- 1142 – Recreation – Administration
- 1143 – Youth Activity Center and Programs
- 1144 – Senior Center & Therapeutic Recreation Programs
- 1145 – Community Recreation Center and Programs
- 1146 – Youth Sports
- 1147 – Aquatics
- 1148 – Sports and Athletics
- 1149 – Youth and Teen Center

Senior Nutrition Program
- 1112 – Senior Nutrition Program

Police Department

Administrative Services
- 7742 – Administration
- 7744 – Professional Standard
- 7745 – Department Support
- 7746 – Community Services Police
- 7747 – 911 Dispatch/Communications
- 7752 – Police Grants

Communication Acquisitions
- 7781 – Communication Equipment Amortization

Field Operations
- 7722 – General Patrol
- 7723 – Traffic
- 7724 – Emergency Response/Temporary Holding Facility
- 7765 – Reserves

Investigations
- 7732 – General Investigation
- 7733 – Special Enforcement Team
- 7734 – Records

Special Operations
- 7761 – Special Operations General
- 7764 – Special Operations – Specialized Teams

Department of Public Works

Engineering – Administration
- 4411 – Administration – General Services
- 4412 – Administration – Developer Projects
- 4413 – Administration – Capital Improvement Projects

Engineering – Design
- 4441 – Design – General Services
- 4442 – Design – Developer Projects
- 4443 – Design – Capital Improvement Projects

Engineering – Field Services
- 4461 – Field Services – General Services
- 4462 – Field Services – Developer Projects
- 4463 – Field Services – Capital Improvement Projects

Department of Public Works

Engineering – Land and Property Development
- 4451 – Land and Property Development – General Services
- 4452 – Development Support

Engineering – Traffic
- 4431 – Traffic – General Services
- 4432 – Traffic – Developer Projects
- 4433 – Traffic – Capital Improvement Projects
- 4434 – Traffic Signal Management
- 4435 – Traffic Striping and Signing

Facility Services
- 2222 – Maintenance Repair
- 2223 – Janitorial
- 2961 – Convention Center Maintenance District

Fleet Management
- 2111 – Fleet Acquisitions
- 2123 – Fleet Operations

Streets
- 2911 – Street Maintenance
- 2921 – Storm System Maintenance
- 2924 – Non-Point Source
- 2931 – Garbage Collection
- 2932 – Clean Green Collection
- 2933 – Clean Up Campaign
- 2934 – Residential Recycling
- 2935 – Street Sweeping
- 2936 – Household Hazardous Waste
- 2941 – Parking District Maintenance
- 2951 – Landscape Maintenance
- 2952 – Street Tree Program
- 2971 – Traffic Maintenance

Water and Sewer Utilities Department

Recycled Water Program
- 1522 – System Maintenance
- 1525 – South Bay Water Recycling Maintenance

Sewer
- 1511 – System Administration
- 1512 – System Maintenance
- 1514 – Operations
- 1515 – San José-Santa Clara Water Pollution Control Plant
- 1516 – Storm Pump Maintenance

Solar Utility
- 1532 – Solar – System Maintenance

Water Construction, Maintenance, Operations
- 1422 – Water System Maintenance
- 1423 – Water Construction
- 1424 – Water System Operations

Water Engineering, Compliance, Conservation
- 1411 – Administrative Design
- 1412 – Water Quality
- 1413 – Water Resources

Non-Departmental

Citywide Programs
- 3611 – Citywide Programs
- 8011 – Sports and Open Space Authority
- 8014 – Santa Clara Convention Center

Citywide Strategic Programs & Initiatives
- 3631 – Citywide Strategic Programs & Initiatives
- 3632 – Office of Emergency Management

Stadium Operations
- 3621 – Stadium – General Administration
- 3622 – Stadium – Police
- 3623 – Stadium – Fire
- 3624 – Stadium – Public Works
- 3625 – Stadium – Information Technology

BUDGET AND FISCAL POLICIES

We present the relevant policies and practices that define specifically the way the City manages its budget, reserves, interfund loans, investments, and debt with the goal of long-term fiscal sustainability. The City Council reviews and approves budgetary policies as part of the annual budget process. Investment and debt policy statements are referenced in this section; however, reviewed and approved by the City Council under separate cover.

Appropriation Control

The City Council is responsible for approving the appropriation of fiscal resources to cover estimated expenditures for each fiscal year. Expenditures are appropriated in each fund to departments, offices, and agencies for various goods, services, and capital projects described in the budget. The legal appropriation control is established at the department level in each fund. For select funds where expenditures are not allocated to a specific department, the appropriation control is established at the fund level. For capital funds, the appropriation control is at the project level. Transfers of funding between budgetary funds require City Council appropriation and approval. City Council approval is required for a budget amendment during the fiscal year which may include the use of reserves or fund balances, and approval of appropriations of grant monies. Per Article XIII, Section 1305 of the City Charter, appropriations lapse at the end of each fiscal year; therefore, unencumbered funds allocated for specific projects, donations, and grants require City Council appropriation for use in the following fiscal year.

Budgetary transfers between accounts or expenditure category may be done through the Finance Department or City Manager's Office approval as long as they are conducted within the legal appropriation control limit set by the City Council.

Biennial Budget Cycle

The City uses a biennial budget process that alternates between an operating and capital budget. In a year when the biennial capital budget is brought forward, adjustments to the Year 2 operating budget appropriations will also be presented to the City Council for approval. While in a year when the biennial operating budget is brought forward, adjustments to the Year 2 capital budget appropriations will be presented to the City Council for approval. In addition, all capital and operating source and use statements are incorporated into the budget every year for adoption. Appropriations are adopted on an annual basis.

Balanced Budget

The City Council considers General Fund budget decisions with long-term implications based on information from the Ten-Year Financial Forecast. One-time sources are used to cover one-time uses. The budget is structurally balanced when forecasted ongoing sources cover ongoing uses. Budgets shall be structurally balanced to the extent possible. Reserves should be considered to balance a budget only in the context of a plan to return to a structural balanced budget.

Budget Monitoring and Reporting

Financial reports on actual performance in relation to budget are prepared by the Finance Department through monthly financial statements. These reports are prepared and presented to the City Council per City Charter Section 802(e) that requires the City Manager to keep the City Council advised of the financial condition and

future needs of the City. City Departments are responsible for reviewing these monthly financial reports and identifying potential budget problems and recommending corrections through budget amendments.

Long Term Financial Forecast

The Finance Department prepares a Ten-Year General Fund Financial Forecast which is incorporated into the budget planning process and presented to the City Council annually. This forecast is updated annually and considers current and future economic conditions, revenue projections, and spending scenarios based on the latest available assumptions. Capital improvement plans are created and published on a five-year basis to provide a long-term plan of the City's capital funding plan.

Municipal Fees and Charges

User fees are reviewed and adjusted on an annual basis with the goal of maximizing cost recovery. The City Council may consider and approve any fee that is below 100% cost recovery, requiring a General Fund subsidy if it is in the public's best interest. User fees are adopted by the City Council annually through the Municipal Fee Schedule. Utility fees and certain other fees and assessments can also be approved separately from the Municipal Fee Schedule. Parks and Recreation fees are established by the Parks and Recreation Director and published in the Activity Guide.

Capital Planning

The City Council reviews and adopts a two-year Capital Improvement Program Budget which includes a five-year capital improvement program. Projects included in the capital improvement program are to be consistent with the City's General Plan Per State Government Code Section 65401, the Planning Commission reviews the capital improvement program for conformance to the City's General Plan and proposes recommended considerations for the City Council. Funding sources are identified for all projects included in the capital improvement plan.

The Capital Improvement Program (CIP) is submitted by City departments and reviewed by the City Manager's Office, the Finance Department, and the Public Works Department. The review process considers City priorities and identifies the most urgent projects for capital funding by program area, master plans, or needs assessments which identify the most critical projects for repair and replacement.

Department of Public Works staff reviews project estimates and evaluates the current bidding environment. Project contingency reserves are established based on the type of project and the project estimate type (engineering or preliminary estimates). Operating and maintenance costs are identified for planning purposes when projects are completed and come online.

General Fund Reserves

The City Council allocates available resources to General Fund contingency reserves through various reserves designated for emergency use or restricted future uses. Restrictions are established by policy, or through legally segregated development-related fee reserves collected from users.

- Budget Stabilization Reserve – is used as an allocation for weathering economic downturns, emergency financial crises, or disaster situations. The reserve target is equal to the cost of the City's General Fund operations for three months (90-day working capital reserve).

- Capital Projects Reserve – is used to support the City's CIP, including providing funds for new and existing infrastructure as well as addressing capital maintenance and unanticipated needs. The minimum target is $5.0 million with the goal of having sufficient funds to fund capital projects included in the City's biennial capital budget and five-year CIP. This reserve shall be used in conjunction with the Infrastructure Replacement Capital Fund that serves as a sinking fund, tentatively established at 3% of General Fund expenditures, to replace the City's existing infrastructure that has reached the end of its useful life.
- Land Sale Reserve – this reserve allocates proceeds from the sale of City-owned land.
- Advanced Planning Fee Reserve – this reserve allocates a portion of user fees for the update and amendment of the City's General Plan. Individual user fees are included and approved under separate cover as part of the Municipal Fee Schedule.

Utility Funds Reserves

The City is responsible for operating and maintaining several utilities, including electric, potable water, recycled water, and sewer. Regular cost of service studies are performed to evaluate rates and charges for each utility with forecasted revenue requirements and projected expenditures. One component of this analysis is the determination of adequate reserve levels to cover shortfalls in operating revenues, address unforeseen operating and capital expenditures, cover day-to-day operating costs during emergency situations, maintain strong bond ratings, and ease the burden on ratepayers associated with large rate increases. The following reserves address these needs:

- Operations and Maintenance Reserve – this reserve is used to cover day-to-day expenses, address unforeseen cost increases or revenue shortfalls, and protect against emergency financial crises or disaster situations. The reserve target is equal to the cost of the individual utility's operations for three months (90-day working capital reserve). Due to large fluctuations and variability in the energy market, the Electric Utility Operations and Maintenance Reserve has a target ranging from 90 to 180 days of operations. For the Electric Utility, the Operations and Maintenance Reserve, together with the Rate Stabilization Reserve (as described below), comprise the Electric Utility Rate Stabilization Fund established and maintained by the Electric Utility for purposes of its bond indenture.
- Infrastructure Reserve – this reserve is used to support each utility's CIP or fund unforeseen and unbudgeted capital costs. The reserve target is equal to an average annual CIP budget, as calculated over a 48-month period of budgeted CIP expenses as presented in the Biennial Capital Improvement Program Budget. At minimum, the target is to reserve 20% of the average annual CIP budget amount. For the Electric Utility, this reserve is based on an analysis of critical infrastructure, the likelihood for replacement, and the estimated replacement costs, evaluated regularly by SVP.
- Rate Stabilization Reserve – this reserve is used to absorb short-term revenue shortfalls and is designed to stabilize utility rates and avoid wide swings in rates charged to utility customers over time. The minimum reserve target is a balance equal to 10% of each utility's projected current year rate payer revenue. For the Electric Utility, the Rate Stabilization Reserve, together with the Operations and Maintenance Reserve (as described above), comprise the Electric Utility Rate Stabilization Fund established and maintained by the Electric Utility for purposes of its bond indenture.
- Special Projects Reserve – this reserve sets aside funds for large or longer-term CIP projects or other special purposes to lessen fluctuations in rates and support long-term planning efforts. While no general target is established for this reserve, the amounts will be established by each utility based on need.

In addition to the reserves cited above, reserves may be established to address specific needs or requirements of an individual utility. This may include required reserves in restricted funds, such as the reserves in the Electric Operating Grant Trust Fund for public benefits, low carbon fuel, and greenhouse gas.

Other Reserves

The City may include additional reserves set aside for specific purposes based on legal, policy, or budgetary purposes. Some of these include reserves for historical preservation, pension costs, vehicle or fleet replacement, workers' compensation costs, or to fund potential future general liability claims against the City.

- Pension Stabilization Reserve – this reserve sets aside funds to address the City's pension unfunded accrued liability. The targeted annual funding contribution is 1% of the City's unfunded pension liability.

Interfund Loans and Advances

Interfund loans are loans from one City fund to another City fund for a specific purpose, with a requirement for repayment. Interfund loans should be short-term in nature and shall not be used to solve ongoing structural budget deficits. The department managing the borrowing fund should complete the interfund loan agreement. The agreement should include the amount requested, loan period, description of the loan, and repayment terms. Interest shall accrue at the City's pooled investment rate at the time of the loan approval. A summary of any outstanding loans is included in the City's Annual Comprehensive Financial Report and Biennial Budget. In addition, advances from the General Fund that have been approved by the City Council may be paid back by other revenue sources.

Investment Policy

The City undertakes investment related activities that are made with prudence. On an annual basis, the City formalizes these activities in the Investment Policy Statement which is adopted by a resolution of the City Council (https://www.santaclaraca.gov/home/showdocument?id=66753). The policy is to invest public funds, including bond proceeds, reserves and other special City funds, in a manner which will provide maximum security while meeting the daily cash flow demands of the City and providing the highest investment return and conforming to all state and local statutes governing the investment of public funds.

The City of Santa Clara Charter gives the Director of Finance the authority and responsibility to deposit and invest all City funds. It authorizes the Director of Finance to invest the City's idle cash in allowable investment vehicles with a maximum remaining maturity of five years by settlement date. The City Council may grant express authority either specifically or as part of an approved investment program to invest in vehicles with remaining maturity that exceeds the five-year restriction. Authority must be given to the Director of Finance at least three months prior to the investment. California Government Code also allows the City to invest in the same investment vehicles as authorized by the City Council. The Director of Finance establishes written depository and investment policy procedures for the operation of the investment program consistent with the City Investment Policy, establishes a process of independent review by an external auditor, and provides monthly investment reports to the City Council.

Debt Policy

The City believes that debt is an equitable means of financing projects and represents an important source of meeting fiscal responsibilities. The City obtains and maintains long-term debt for large capital improvement projects. The Finance Department manages the City's debt with prudence, diligence, and attention to prevailing economic conditions and applicable laws. It manages issuance of debt, administers debt proceeds, prepares ongoing disclosure, handles debt and tax compliance, and makes debt service payments. City departments with debt-financed capital programs coordinate with the Finance Department in implementing and handling debt related transactions. Semiannual updates are prepared by the Finance Department on outstanding debt for the City of Santa Clara, its Agencies, and Corporations. This report is presented as a standard management practice that provides a valuable overview of the current status of the City's long-term debt obligations. The current City Council approved debt policy can be found online at: (http://santaclaraca.gov/home/showdocument?id=63748).

Donation Policy

Donations may be offered in the form of cash, real or personal property. "Designated" donations are donations where the donor specifies intended use by a particular City department, location, or purpose. "Undesignated" donations are given to the City as a whole, for an unspecified use. Donations of any kind which might be perceived or interpreted as an attempt to influence actions of the City Council or City Administration will not be accepted. All donations are presented to the City Manager for compliance with the policy. As part of the annual budget process, for anticipated monetary donations, staff will bring forward for Council consideration a balanced appropriation for revenue and expenditures to facilitate the acceptance of donations throughout the fiscal year. Donations valued at $100,000 or greater require City Council acceptance and appropriation of funds. Donations valued less than $100,000 may be accepted with the monetary donations available to departments for expenditure as part of the adoption of the annual budget. A report of all donations received by the City is presented to City Council as part of the Monthly Financial Report. The appropriation of anticipated donations can be found in each respective City department and corresponding Source and Use of Funds Statement in this document.

Community Grants Policy

The budget includes an allocation for Community Grants to offset the cost of City fees in support of the Council approved Community Grants Policy. Annually, and subject to availability of funds, the City Council shall establish grant appropriations as part of the approval of the budget. Community grants, subject to availability of funds, shall not exceed $10,000 per applicant, per year. To receive grant funds, grant applications must be submitted at least 90 days before the planned event/activity being funded, regardless of the form of the grant, and will be evaluated by the City Manager's Office on a case-by-case and "first come-first served" basis, throughout the fiscal year. Applicants are encouraged to submit their applications at the beginning of the fiscal year, for events or activities occurring at any time during that fiscal year, to maximize opportunity for availability of funds. The City Manager's Office shall approve or deny an applicant's request based upon eligibility criteria, and subject to funding availability as approved by the City Council through the adoption of the annual budget. Grants for community events shall not be provided for waiver of or reimbursement for already discounted permit fees. Grants for attendance at youth state, national, or international competitions or performances shall be limited to costs of registration, hotel, transportation, and food for participants and coaches/chaperones only. Due to short notice, to advance to state, national, or international competitions, applicants shall submit an application within one week of advancing to such competitions. In all cases, the City reserves the right to reject any and all applications in the event the City Manager's Office identifies a potential conflict of interest or the appearance of a conflict of interest. Submission of an application in no way obligates the City to award a grant and the City reserves the right to reject any or all applications, wholly or in part, at any time, without penalty.

Stadium Authority Policy

The Stadium Authority exists as a public body, separate and distinct from the City, and is established to provide for development and operation of Levi's Stadium. It is structured so that the City will not be liable for debts or obligations of the Authority. The governing board duties and the fiscal policies that govern the Stadium Authority are included in the stand-alone Operating, Debt, and Capital Budget that is adopted by the Stadium Authority Board. This can be found at https://www.santaclaraca.gov/our-city/santa-clara-stadium-authority/financial-reports. This budget reflects the revenues and expenditures related to the support of the Stadium and can also be found in the General Fund Non-Departmental section of this document titled Stadium Operations.

Policy Development

Staff has established this Budget and Fiscal Policies section in an effort to improve governance, transparency, and establish policies to govern the budget. These policies will be reviewed annually and enhanced as capacity allows.

CAPITAL BUDGET GUIDE

The following information is presented to help the reader understand the way the City allocates budgets and accounts for the capital improvement programs (CIP) of the City. Explanations are presented in two categories: Budget Book Details and Fund Accounting.

UNDERSTANDING THE CAPITAL BUDGET

Budget Definition

The budget of the City is a detailed operating and capital plan that identifies estimated costs and program benefits in relation to estimated revenues. The budget is prepared in accordance with Generally Accepted Accounting Principles (GAAP), except encumbrances which are recognized as expenditures when legal contracts or commitments are entered into. The budget for governmental funds has been prepared on a modified accrual basis, recognizing revenue when they are measurable and available to be used to finance expenditures in the fiscal year. Expenditures are recognized when they occur, regardless of when cash is received or disbursed. The budgets for proprietary funds are prepared on a full accrual basis, recognizing revenue and expenditure activity for the fiscal year for which the activity occurred. The budgetary accounting basis and the consolidated annual financial reports include the reconciliation between GAAP modified and/or full accrual accounting for the financial reports and the budgetary basis budget. All of the year-end financial reports are kept on the basis of modified or full accrual accounting. The budget includes the adopted services to be provided during the fiscal year and the associated appropriations to cover the costs of the adopted programs, projects, services and activities. These are funded by the estimated revenue and/or fund balance available to finance the adopted service levels.

Budget Process

The budget process is the mechanism through which policy decisions are made, implemented and controlled. The City Charter requires that the City establish a budgetary system for general operations and prohibits expending funds for which there is no legal appropriation. The City is required to adopt an annual budget on or before June 30 for the ensuing fiscal year that begins July 1. The City uses a biennial budget process that alternates between an operating and capital budget. In a year when the biennial capital budget is brought forward, adjustments to the Year 2 operating budget appropriations will also be presented to the City Council. In addition, all capital and operating source and use statements are presented every year in the budget for adoption. This year, the biennial capital budget is being brought forward.

The procedures to establish the capital budget are as follows:

1. During the July/August timeframe, departments review their existing projects and evaluate the potential need for any new projects to be established in the upcoming fiscal year. As part of this review, departments complete a project worksheet, describing the project scope for existing and

new projects. These are then submitted to the Department of Public Works (DPW) and Finance Department in August/September for review.

2. In the August/September timeframe, the City Manager's Office and the Finance Department coordinate a citywide presentation to kick-off the budget process. This presentation gives departments a better understanding of what is expected in their final capital submissions as well as project priority criteria.

3. After receiving all project worksheets, the DPW begins their review, working with the respective departments to refine details and scope. This allows DPW to develop accurate budget estimates for each project. These project estimates are submitted back to departments in October.

4. Once Departments receive their project estimates, all capital requests are reviewed to determine which project requests will be submitted for final approval. These requests are reviewed by a Project Review Committee (PRC), that consists of representatives from the City Manager's Office, the Finance Department, and DPW. These final project requests are due to the Finance Department in November. Requested adjustments to Departments' base budgets are also submitted to Finance for review during this time.

5. In the November/December timeframe, Departments meet with the PRC to review their respective project requests. Following these meetings, Departments coordinate with the Finance Department to resolve follow-up items or outstanding issues.

6. Between January and February, Department requests to amend the adopted operating budget are due to the Finance Department for evaluation. The Finance Department meets with the City Manager's Office in January and February to review all finalized project requests, base change requests, as well as operating requests.

7. At the end of January or beginning of February, the Ten-Year General Fund Financial Forecast is developed. The forecast provides context for the upcoming budget process.

8. Following the meetings between the City Manager's Office and the Finance Department, decisions are finalized based on the items presented, balancing each fund's budget and incorporating City Council priorities.

9. The City Manager submits to the City Council a proposed capital budget for the two following fiscal years, as well as any operating adjustments for the following fiscal year, commencing July 1. Submission to City Council is at least thirty-five (35) days prior to the beginning of each fiscal year.

10. Study sessions and a public hearing are conducted to obtain City Councilmembers' and residents' comments. Copies of the proposed budget shall be available for inspection by the public in the office of the City Clerk at least ten days prior to the public hearing.

11. The budget is legally enacted through passage of a minute order.

From the effective date of the budget, the amounts stated therein as proposed expenditures/expenses, become appropriations to the applicable funds. In order to amend the budget during the year, departments must submit a Report to Council, explaining the need for the change and budget implications. Upon review and approval of the City Council, the budget may be amended. For the CIP Budget, the legal level of budgetary control is at the project level.

In addition to the biennial Capital Improvement Program Budget, every other year an operating budget is adopted. For the Operating Budget, the legal level of budgetary control is at the fund and department level. For funds that do not have an associated department, the legal level of budgetary control is at the fund level.

Details of Budget Book

The Capital Improvement Program Budget includes a ***City Manager's Transmittal Letter*** that provides an overview of the budget and a discussion of short- and long-term issues facing the City, the alignment of the budget to City Council priorities and strategic initiatives, highlights of capital investments, the General Fund Forecast and fiscal condition of the City, and operating budget adjustments.

The ***City Profile*** section provides basic facts about the City, a detailed roster of elected officials including Boards and Commissions, the City's executive team, comparison of key revenue and expenditure data to other local cities and the City organization chart.

The ***Budget and Fiscal Policies*** section provides detailed policy framework driving the development of the budget, including a glossary and acronym index.

The ***Budget Summary*** section provides summary tables and graphs on the City budget. This includes the total City budget across all funds, with adjusting entries reconciling to a total net City budget, as well as revenue and expenditures across all CIP programs.

The ***General Obligation Bond Summary*** section provides background information and the expenditure plan on the voter-approved Measure I bond. This includes details on the bond projects included in the CIP.

The ***Budgeted Positions*** section details the City's budgeted positions by department and by fund as well as reconciles year-over-year changes. This section also includes a list of frozen positions by department.

The ***Debt Service*** section details the City's debt policies, long-term debt obligations, legal debt margin, the ten-year debt service schedule for all outstanding debt issuances, and the statements of sources and uses of funds for the debt service funds.

The ***Ten-Year General Fund Financial Forecast*** section compares anticipated General Fund revenues with base expenditures, which include the projected cost of providing the current level of service. The Forecast serves as a strategic planning tool to assist the City Council, staff and the public

with decision making as they work to adopt the budget and consider the long-term financial strategies for the City.

The ***Statement of Sources and Uses of Funds*** section details revenues, expenditures and fund balance position including current year estimated revenue and expenditures, two adopted budget years, along with the five-year CIP plan for capital funds. This section is organized by accounting fund type detailed later in this section. All capital and operating funds are presented in the budget.

The ***Capital Improvement Program*** presents the capital budget by theme: Administrative Facilities, Community Facilities, Convention Center, Electric Utility, Other Community Facilities, Parks and Trails, Sewer Utility, Solid Waste, Storm Drain, Technology and Equipment, Transportation, and Water and Recycled Water Utilities.

Each CIP theme section contains a narrative, detailing each theme's objectives, project prioritization, major project highlights and accomplishments, funding sources, operating impacts, and a summary of the theme's unfunded needs. Following the narrative is a summary of all funded project costs within the theme. Additional information including project scope/description for each of these projects is included in the funded project pages. Each funded project page includes the five-year funding breakout by expenditure category, which is described in more detail below. After the funded project pages is a summary of all unfunded projects, which presents the unfunded amount for each fiscal year in the five-year CIP budget.

The **Appendices** section includes summary and detailed information on the amendments to the adopted operating budget by fund.

The **Indices** section includes a capital project index by theme and a capital project index by department.

Categories of Expenditures

The categories of expenditures for capital and operating funds include the following:

Construction – Includes all costs associated with the building/improving/replacing a structure/infrastructure.

Contingency/Misc. – Includes an allowance for unknown risks associated with a project; these items are generally developed using a standard percentage of the entire project or contract amount and are used to cover any unforeseen items that may come up during construction.

Engineering – Includes the design, planning and management of projects involving construction; this can include developing a master plan for infrastructure or refining project scopes to determine accurate construction costs.

Equipment – Consists of any machinery, structures, materials, supplies or systems that are associated or used during the development and construction of a project.

Salaries – Includes regular salaries, overtime pay, vacation pay, holiday, separation payouts and premium pays such as out-of-class pay, night differential pay, hazard pay, evidence tech pay, and paramedic pay. These costs are primarily driven by the number of positions budgeted within the program.

Retirement and Benefits – Includes CalPERS retirement costs, health benefits, Medicare, social security, and other post-employment benefits (OPEB). Other benefits such as Voluntary Employee Beneficiary Association (VEBA), dental, life insurance, uniform allowance, meal allowance, employee assistance program, auto allowance, mobile phone allowance and professional development are included, if applicable.

Materials/Services/Supplies – Includes all expenditure items that the department has direct control over such as contract costs, supplies, equipment purchases and utility charges.

Resource and Production – Consists mainly of costs related to the purchasing or generating of electricity, water, or recycled water as well as disposing of solid waste matter and sewage effluent for the respective City utilities.

Interfund Services – Includes two types of expenses. The first type is for charges that one department or fund charges to another for services provided, which includes charges calculated by the Indirect Cost Allocation Plan. The Indirect Cost Allocation Plan includes costs that are typically termed "citywide overhead". Most of these costs are those expenditures which provide support services or oversight to another department or fund citywide. These costs are allocated based on an allocation factor, such as employee count or budgeted expenditures, which is used as the basis for distributing costs to departments or funds receiving the support or benefit. Examples of such expenditures that are allocated are for services provided by the City Manager's Office, City Attorney's Office, Finance, and Human Resources. These service costs are allocated to other departments or funds in the Full Cost Allocation Plan. This plan is prepared by a third-party consultant every two or three years and includes modest increases between updates. The second type of allocated charge is citywide in nature, funded through the City's internal service funds. Examples of these costs are vehicle maintenance costs and information technology costs that are apportioned to departments or funds in the City.

Capital Outlay – Includes small capital expense purchases not budgeted within the Capital Improvement Projects budget. Most individual capital purchases with a cost of less than $5,000 are expensed in this category.

Transfers to Other Funds – Includes all money moving to other funds. Transfers can be between the operating and capital improvement program budget to provide funding for capital projects or between different operating funds.

Debt Service – Funding provided to pay for the City's Debt Service obligations.

Types of Capital Projects

The Capital Improvement Program Budget categorizes projects as ***ongoing*** or ***distinct***.

Ongoing – the project does not have an identifiable completion date and project is needed indefinitely (e.g., maintenance of land or pavement)

Distinct – the project is one-time in nature and funding will be required for a predetermined amount of time (e.g., the building of a structure)

Strategic Pillars

The following are the strategic pillars established by the City Council to provide a framework for this budget document. In each department section, service level changes and performance and workload measures are aligned to one of the Council-approved pillars below:

Enhance Community Engagement and Transparency

Deliver and Enhance High Quality Efficient Services and Infrastructure

Manage Strategically Our Workforce Capacity and Resources

Promote and Enhance Economic, Housing and Transportation Development

Promote Sustainability and Environmental Protection

Enhance Community Sports, Recreational and Art Assets

Ensure Compliance with Measure J and Manage Levi's Stadium

Capital Budget Reader's Guide

The Capital Improvement Project Budget document is organized by theme. As discussed earlier in this section, each theme is comprised of a ***Theme Overview***, followed by a ***Project Cost Summary***, a ***Funded Project*** section, and ***Unfunded Projects Summary***. Please see below for an example of a funded project page and an unfunded projects summary page.

FUNDED **6139 - REPAIR TO HISTORIC BUILDINGS**

Project Number:	6139	**Theme / Category:**	Administrative Facilities
Year Initiated:	2011	**Project Manager:**	Ken Winland
Planned Completion Year:	Ongoing	**Department:**	Public Works
Project Type:	Ongoing	**Fund:**	538 - Public Buildings
Strategic Pillar	02 - Deliver and Enhance High Quality Efficient Services and Infrastructure		
Location	Historic Buildings (Harris Lass House, Headen Inman House, Jamison Brown House, Berryessa Adobe)		
Project Description	This project includes the repair and maintenance of the City-owned historic buildings. These buildings include Headen-Inman, Jamison Brown, Harris Lass and Berryessa Adobe. Repairs include painting, plumbing, exterior maintenance, electrical, etc.		
Funding Sources	General Fund - Capital Project Reserves, and Potential Grant Funding		

	(1)	(2)	(3)	(3)	(4)	(4)	(4)	(5)
Funding Sources	**All Prior Actuals**	**2025/26**	**2026/27**	**2027/28**	**2028/29**	**2029/30**	**2030/31**	**Total**
Total Sources	$1,062,689	$268,333	$125,000	$125,000	-	-	-	**$1,581,022**

Expenditures	**All Prior Actuals**	**2025/26**	**2026/27**	**2027/28**	**2028/29**	**2029/30**	**2030/31**	**Total**
Construction	$967,588	$114,242	$125,000	$125,000	-	-	-	$1,331,830
Contingencies/Misc	$8,250	-	-	-	-	-	-	$8,250
Engineering	-	$154,091	-	-	-	-	-	$154,091
Transfers Out	$86,851	-	-	-	-	-	-	$86,851
Total Expenditures	$1,062,689	$268,333	$125,000	$125,000	-	-	-	**$1,581,022**
Operating Impacts			-	-	-	-	-	-

(1) All Prior Actuals reflect the cumulative actual sources and expenditures since project inception.
(2) Project sources and expenditures for 2025/26 include carryover from the prior year.
(3) Project sources and expenditures for appropriation for Year 1 and Year 2 of the current biennial CIP budget.
(4) Project sources and expenditures for appropriation for next three years following the current biennial CIP budget.
(5) Total sources and expenditures of all prior year actuals, current and future year budgets.

UNFUNDED PROJECTS ADMINISTRATIVE FACILITIES

6123 - Public Building Parking Lot Improvements					
FY 2026/27	FY 2027/28	FY 2028/29	FY 2029/30	FY 2030/31	Five-Year CIP Total
-	-	$1,564,000	$2,932,500	$1,092,500	**$5,589,000**

The unfunded project reflects deferred preventative maintenance and rehabilitation needs at various City owned public parking lots that would be required to improve the pavement to be considered in a state of good repair.

FUND ACCOUNTING

The accounts of the City are organized and operated on the basis of funds, each of which is considered a separate accounting entity. Government resources are allocated to and accounted for in individual funds based upon the purposes for which the resources are to be spent. A general description of each follows:

Governmental Fund Types

Governmental funds are those through which most governmental functions of the City are financed. The following are the City's Governmental Fund Types:

General Fund - Used to account for the general operations of the City.

Special Revenue Funds - Used to account for the proceeds of specific revenue sources that are legally restricted to expenditure for specific purposes. Examples of Special Revenue Funds include the Building Development Services Fund and the Housing Authority Fund.

Debt Service Funds - Used to account for the accumulation of financial resources to be used for the payment of principal and interest on General Government Operating and Capital long-term obligations, which are not accounted for in proprietary funds.

Capital Projects Funds - Used to account for financial resources to be used for the acquisition or construction of General Government major capital facilities.

Proprietary Fund Types

Proprietary funds are used to account for the City's ongoing organizations and activities which are similar to those often found in the private sector. Proprietary Fund Types include Enterprise Funds and Internal Service Funds and are described as follows:

Enterprise Funds - Used to account for operations (a) that are financed and operated in a manner similar to private business enterprises where the intent of the governing body is that the costs and expenses, including depreciation, of providing goods or services to the general public on a continuing basis be financed or recovered primarily through user charges; or (b) where the governing body has decided that periodic determination of revenues earned, expenses incurred, and/or net income is appropriate for capital maintenance, public policy, management control, accountability or other purposes. Examples of Enterprise Funds include the Electric Utility Fund and the Water Utility Fund.

Internal Service Funds - Used to account for the financing of goods, services or facilities provided by one department or agency to other departments or agencies of the City, or to other governments, on a cost-reimbursement basis. Services provided include vehicle replacement, vehicle maintenance and operations, information technology, communications equipment, public works capital projects management, special liability insurance claims, workers' compensation insurance and claims, and unemployment insurance. Examples of Internal Service Funds include the Special Liability Fund and Workers' Compensation Fund.

This budget document includes statements of sources and uses for all of the City's funds, categorized by the type of fund as described above. The financial statements for the capital project funds display the FY 2025/26 Estimate, the FY 2026/27 and FY 2027/28 Proposed, the FY 2028/29 through FY 2030/31 CIP, and the Five-Year CIP Total.

The operating budget funds are comprised of the General, Special Revenue, Debt Service, Enterprise, Internal Service, and Other Agency Funds. The financial statements for this group of funds includes the FY 2024/25 Actual, FY 2025/26 Amended Budget, FY 2025/26 Estimate, FY 2026/27 Adopted Budget, and FY 2026/27 Amended Budget. The FY 2025/26 Amended Budget is the adopted budget in addition to any budget amendments that were approved by City Council throughout the fiscal year, while the Estimate column shows what the expected revenue and expenditures will be for FY 2025/26. The FY 2026/27 Amended Budget column reflects amendments to the FY 2026/27 Adopted Budget that are described in the Appendices section of this document.

BUDGET CALENDAR

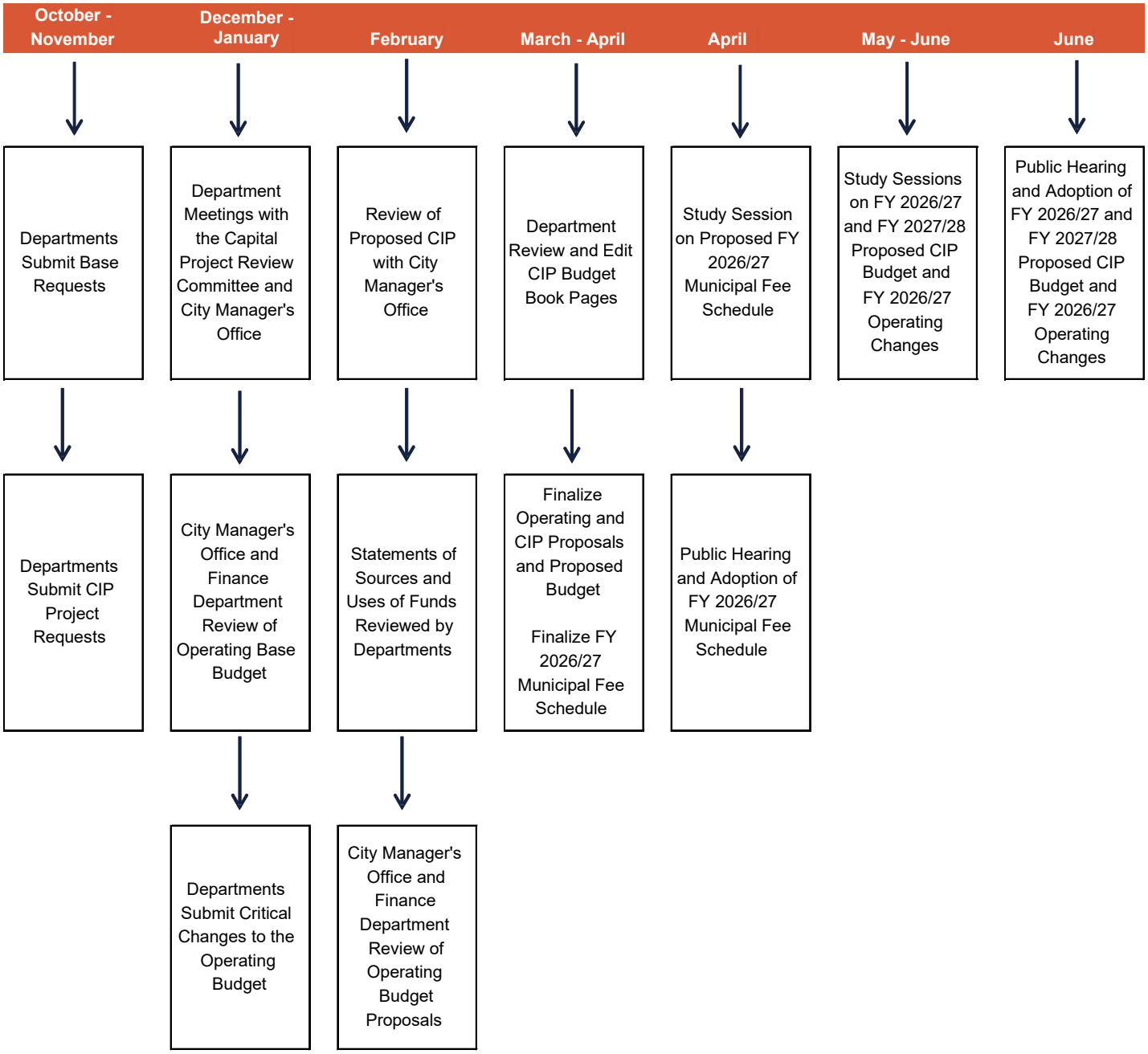

BUDGET PRINCIPLES FOR FY 2026/27

1. Make decisions within the context of the City's Code of Ethics and Values, especially being Fiscally Responsible, Communicative, and Service-Oriented.
2. Consider budget decisions with long-term implications taking into account data from the Ten-Year Financial Forecast.
3. To the extent possible, align ongoing expenditures with ongoing revenues to avoid negative impacts on future budgets and maintain the City's high financial management standards.
4. When considering budget augmentations and service restorations, factor in the long-term ability to support the additions and the potential community and organizational disruption if funding is not available in the future.
5. Focus on fiscal sustainability efforts that better position the City long-term.
6. Focus on projects and services that benefit the community as a whole.
7. Pursue economic development objectives and strategies to foster new public and private investment within Santa Clara, and to create employment opportunities.
8. Balance between compensation adjustments to retain and attract employees and funding for positions.
9. Use one-time unrestricted revenues (e.g., annual General Fund surplus) for one-time uses such as increasing reserves, funding capital or Information Technology projects, paying off debt, and/or paying off unfunded pension or other post-employment benefits liabilities.
10. Inform and communicate clearly and broadly to residents, businesses and employees regarding the City's fiscal position and budget; schedule hearings to promote active participation in the City Council's budget deliberations.
11. With limited exceptions, establish fees based on full cost recovery where individuals/businesses rather than the community at-large are benefitting from City services. This preserves limited unrestricted resources for providing services that benefit the community as a whole.
12. Focus on business process redesign in order to improve employee productivity and the quality, flexibility, and cost-effectiveness of service delivery (e.g., streamlining, simplifying, reorganizing functions, and reallocating resources).
13. Explore expanding existing revenue sources and/or adding new revenue sources to address targeted needs.
14. Engage employees to contribute their ideas and expertise to the budget development process and inform employees on the content of the budget and priorities for the upcoming year.
15. Use the General Plan as a primary long-term fiscal planning tool and link the ability to provide City services to development policy decisions.

GLOSSARY

The following explanations of glossary and terms are presented to aid in understanding the information included in this document:

Abatement - A complete or partial cancellation of a levy imposed by a government and usually applied to tax levies, special assessments and service charges.

Accounting System - The total structure of records and procedures which discover, record, classify, summarize and report information on the results of operations and the financial position of a government or any of its funds, fund types, balanced account groups, or organizational components.

Accrual Basis of Accounting - A method of accounting that recognizes the financial effect of transactions, events, and interfund activities when they occur, regardless of the timing of related cash flows.

Adopted Budget - The annual City budget as approved by City Council on or before June 30 for the fiscal year beginning July 1. This adopted budget establishes the legal authority for the expenditure of funds. This formal action by the City Council sets the spending path for the year.

Agency Fund - To account for assets held by the City as an agent for individuals, private organizations, other governments, and/or other funds.

Allocation - To divide or share out financial resources or expenditures for a specific purpose to particular funds or departments.

American Recovery and Reinvestment Act (ARRA) - An act established by the federal government in February 2009 whose intent is to create and save jobs, spur economic activity and focus on long term growth through the funding of various projects and initiatives.

Annual Comprehensive Financial Report (ACFR) - The official annual report of the City's financial condition at the conclusion of the fiscal year, June 30. The report is prepared to conform to Generally Accepted Accounting Principles (GAAP) for governmental units and provides a quantitative look at the operating success, financial health, and compliance of the City's reporting units.

Appropriation - A legal authorization granted by the City Council to make expenditures and to incur obligations for specific purposes. For purposes of the Capital Improvement Program (CIP) budget, appropriations are automatically renewed, for the life of the project, unless altered or revoked. For the operating budget, appropriations lapse at the end of the fiscal year to the extent they have not been expended or encumbered.

Appropriations Limit - The California State Constitution limits a city's appropriations growth rate to two factors: changes in population, and either the change in California per capita income or the change in the local assessment roll due to non-residential new construction.

Assessed Valuation - A valuation set upon real estate or other property by a government as a basis for levying taxes. In California, the assessed valuation subject to ad valorem tax levy is governed by Proposition 13 and AB8 (1978).

Assets - A probable future economic benefit obtained or controlled by a particular entity as a result of past transactions or events. This includes financial resources such as cash, receivables, inventory and plant and equipment, net of depreciation.

Audit - A formal examination of the City's accounts by an independent audit firm to determine whether the City's financial statements fairly present the City's financial position and results of operations in conformity with Generally Accepted Accounting Principles.

Authorized Positions - Regular positions authorized in the budget to be employed during the fiscal year.

Balanced Budget - The budget for a fund is balanced when total budgeted resources, including revenues, transfers in from other funds, and available fund balance from the previous year, meets or exceeds total budgeted uses of resources, including expenses and transfers out to other funds.

Base Budget - The ongoing expense level necessary to maintain service levels previously approved by the City Council.

Basis of Accounting - The timing of recognition, that is, when the effects of transactions or events are recognized for financial reporting or budgeting purposes. The three bases of accounting for governmental agencies are: (1) cash basis (when cash is received or paid), (2) accrual basis (when the underlying transaction or event takes place), and (3) modified accrual basis (revenues are recognized in the accounting period in which they become available and measurable and expenditures are recognized in the accounting period in which the fund liability occurred).

Beginning Fund Balance - The amount of prior year's unappropriated funds used to finance appropriated expenses in the current budget year.

Biennial Budget - A consolidated budget document presented on a biennial basis that includes the City's Operating Budget and CIP Budget. The Operating and Capital Budgets are presented in alternating years to the City Council for approval.

Bond - A city may raise capital by issuing a written promise to pay a specified sum of money, called the face value or principal amount, at a specified date or dates in the future, together with periodic interest at a specific rate.

Bond Rating - An evaluation of a bond issuer's credit quality and perceived ability to pay the principal and interest on time and in full. Three agencies regularly review city bonds and generate bond ratings: Moody's Investors Service, Standard & Poor's Financial Services LLC, and Fitch Ratings.

Budget - A plan of financial operation embodying an estimate of proposed expenditures for a given period and the estimated financial resources available to finance them. Used without any modifier, the term usually indicates a financial plan for a single fiscal year.

Budget Public Hearing - A public meeting at which any member of the community may appear and be heard regarding any item in the proposed budget as presented by the City Manager to the City Council.

Budget Transmittal Letter - A general discussion of the budget as presented in writing by the City Manager to the City Council. The message contains an explanation of principal budget items and summaries found in the budget.

Budgetary Control - The control or management of a government or enterprise in accordance with an approved budget for the purpose of keeping expenses within the limitations of authorized appropriations.

Capital Asset - Land, buildings, equipment, improvements to buildings, and infrastructure (i.e., roads, bridges and other immovable assets). The City's policy is to capitalize equipment with a cost exceeding $5,000 and building, improvements and infrastructure with costs exceeding $20,000. A capital asset is defined as an asset with a useful life extending beyond a single accounting period.

Capital Improvement - A permanent addition to the City's assets, including the design, construction or purchase of land, buildings, facilities, or major renovations of the same.

Capital Improvement Program (CIP) Budget - A plan of annual appropriation for capital improvements and various kinds of major facility maintenance. These projects are often multi-year in length, which requires funding beyond the two-year period in the biennial budget.

Capital Outlay - A budget category which includes all equipment having a unit cost of $1,000 or more, and an estimated useful life of over one year or capital improvements costing less than a certain dollar amount. Capital Outlay is budgeted in the operating budget in the Other Operating Expenditure Category.

Certificates of Participation (COPs) - This financing method provides long-term financing through a lease, installment sale agreement or loan agreement. Certificates of Participation (COPs) allow the public to purchase participation in a stream of lease payments, installment payments or loan payments relating to the acquisition or construction of specific equipment, land or facilities. The lending agreement is secured by a lease on the acquired asset or other assets of the City.

Charges for Services - Fees and charges levied by City departments for services rendered (example: utility charges to customers, recreation program fees, engineering fees, etc.).

Community Development Block Grant (CDBG) - Provides eligible metropolitan cities and urban counties with annual direct grants to revitalize neighborhoods; expand affordable housing and economic opportunities; and/or improve community facilities and services, principally to benefit low- and moderate-income persons.

Community Facilities District (CFD) - A special district that can issue debt for the planning, design, acquisition, construction, and/or operation of public facilities, as well as provide public services. Special tax assessments levied by the district are used to repay the debt. A CFD can be formed only if approved by the majority of affected property owners.

Consumer Price Index (CPI) - A statistical measure of a weighted average of prices of a specified set of goods and services purchased by wage earners in urban areas.

Contingency - A budgetary reserve set aside for emergency or unanticipated expenditures, revenue shortfalls, and/or unknown expenditures.

Council Priority Setting Session – annual meeting of the City Council to formulate the City Council's priorities and initiatives and establish Priority Areas of Focus and key initiatives for the City organization.

Debt - Obligations of the City to repay, with or without interest, in installments and/or at a later date, some amount of money utilized resulting from the borrowing of money or from the purchase of goods and services. Debts of governments include bonds, notes and COPs.

Debt Financing - Issuance of bonds and other debt instruments to finance municipal improvements and services.

Debt Service - Payment of the principal and interest on an obligation resulting from the issuance of bonds, COPs or other debt instruments.

Deficit - An excess of expenditures or expenses over revenue (resources).

Department - An organizational unit comprised of divisions and/or programs. It is the basic unit of service responsibility encompassing a broad mandate of related activities. Department directors generally report directly to the City Manager's Office, for instance, Fire and Finance.

Depreciation - An allocation of the cost of fixed assets (buildings, plant or equipment) over the estimated useful life of the asset.

Designation - A portion of fund equity set aside by Council Action for a specific purpose.

Dissolution Act - Also known as Redevelopment Dissolution Act; on December 29, 2011, the California Supreme Court found the Dissolution Act (ABx1 26) constitutional in the California Redevelopment Association vs. Matosantos case. The Act continued the suspension and prohibition of most redevelopment activities in effect since late June 2011; dissolved RDAs as of February 1, 2012; created successor agencies and oversight boards; and established roles for the County-Auditor Controller, the Department of Finance, and State Controller's Office in the dissolution process and satisfaction of enforceable obligations of former RDAs.

Division - An organizational unit within a City department. For instance, Fire Field Operations, Fire Community Risk Reduction, and Fire Training.

Encumbrance - Obligations in the form of purchase orders, contracts or salary commitments which are chargeable to an appropriation and for which a part of the appropriation is reserved. They cease to be encumbrances when paid.

Enterprise Fund - Used to account for operations: a) that are financed and operated in a manner similar to private business enterprises where the intent of the governing body is that the costs and expenses, including depreciation or capital replacement, of providing goods or services to the general public on a continuing basis be financed or recovered primarily through user charges; or b) where the governing body has decided that periodic determination of revenues earned, expenses incurred, and/or net income is appropriate for capital maintenance, public policy, management control, accountability, or other purposes.

Environmental Impact Report (EIR) - An assessment of the likely influence a project might have on the environment.

Equity - The net assets of a fund (i.e. the assets less the liabilities on a fund balance sheet).

Expenditure - Actual cash disbursements for the cost of goods delivered or services rendered to the City in a Governmental Fund.

Expenditure Object Category (Expenditure Category) - Expenditure categories are a group of similar expenditure objects.

Expense - The cost incurred from providing goods or services related to the City's operations in Proprietary Funds.

Fee - The payment for direct receipt of a public service by the party who benefits from the service.

Fiscal Year - The time period designated by the City signifying the beginning and ending period for recording financial transactions. Consistent with all cities and counties in the State of California, the City of Santa Clara has specified July 1 to June 30 as its fiscal year.

Franchise - A special privilege granted by a government, permitting the continued use of public property, such as city streets and usually involving the elements of a monopoly or regulation, for example cable TV, gas, refuse, and others.

Full-Time Equivalent - Refers to one full-time equivalent position, which equals 40 hours per week, 52 weeks per year.

Fund - An independent fiscal and accounting entity with a self-balancing set of accounts recording its assets, liabilities, fund equity, revenues and expenditures or expenses and other changes in residual fund equity or balances, segregated for the purpose of carrying on specific activities or attaining certain objectives in accordance with special regulations, restrictions, limitations or public policy.

Fund Balance - The amount of financial resources immediately available for use. Generally, this represents the difference between unrestricted current assets over current liabilities.

Fund Type - A category into which funds with similar characteristics are grouped. The fund types used in the City budget are General, Special Revenue, Capital Projects, Enterprise, Internal Service and Debt Service funds.

Gas Tax - State tax received from gasoline sales utilized solely for street related purposes, such as new construction, rehabilitation or maintenance.

General Fund - The primary fund of the City used to account for all revenues and expenditures of the City not accounted for in another fund. Examples of departmental operations accounted for in the General Fund include the City Council, Police and Fire Departments, Library, Parks and Recreation, and others.

Generally Accepted Accounting Principles (GAAP) - Uniform minimum standards and guidelines for financial accounting and reporting that govern the form and content of the financial statements of an entity. GAAP encompass the conventions, rules and procedures necessary to define accepted accounting practice at a particular time. GAAP provide a standard by which to measure financial presentations. The primary authoritative body on the application of GAAP to State and local governments is the GASB (Governmental Accounting Standards Board).

Governmental Accounting - The composite activity of analyzing, recording, summarizing, reporting, and interpreting the financial transactions of governments.

Governmental Accounting Standards Board (GASB) - The authoritative accounting and financial reporting standard-setting body for government entities.

Governmental Fund - A fund type to account for tax-supported activities. There are four different types of governmental funds: the General Fund, Special Revenue Funds, Debt Service Funds and Capital Projects Funds.

Grant - Contributions of cash or other assets from another government entity to be used or expended for a specific purpose, activity or facility. An example is the Community Development Block Grant given by the federal government.

HOME Program - Federal housing assistance program that provides funds to low- and very low- income families for both rental units and privately-owned dwellings.

Housing and Urban Development (HUD) - The Federal agency whose mission is to increase home ownership, support community development and increase access to affordable housing free from discrimination.

Housing Authority - The City of Santa Clara Housing Authority was established by Resolution 11-7827 on February 22, 2011, to ensure the provision of safe and sanitary housing for persons of low income.

Indirect Cost Allocation Plan - The City uses an indirect cost allocation plan to ensure that enterprises and certain special revenue-supported operations pay for themselves and are not subsidized by City taxpayers. General Fund-supported central services costs such as payroll, accounting, data processing, personnel, city management and facilities maintenance are allocated to those funds benefiting from these services based on statistical data reflecting use of these support services.

Infrastructure - Facilities on which the continuance and growth of a community depend on such as roads, water lines, sewers, public buildings, parks and airports.

Interest and Rent - Interest income on investments and rental income received on property owned by the City.

Interfund Services - Services provided by one fund within the City for the benefit of another fund for which the benefitting fund is charged a fee (e.g., payroll services for the Electric Utility Department).

Interfund Transfers - With Council approval, resources may be transferred from one City fund to another. The purpose of the majority of transfers is to reimburse a fund that has made expenditures on behalf of another fund. Less often, a transfer may be made to open or close a fund.

Intergovernmental - Revenue received from other government entities (e.g., grants).

Internal Service Funds - These funds account for special activities and services performed by a designated department for other departments in the City on a cost reimbursement basis.

Legal Debt Limit - Per section 1309 of the City Charter, bonded indebtedness of the City may not exceed 15% of the total assessed valuation of property within the City, exclusive of any indebtedness incurred for the purpose of water supply, sewers, storm drains, or electric.

Levi's Stadium - The stadium is located at 4900 Marie P. DeBartolo Way, Santa Clara and is the home of the San Francisco 49ers professional football team. It has a permanent seating capacity of approximately 68,500 seats with expansion to approximately 75,000 seats for larger events, such as an NFL Super Bowl. The stadium was built based on the City of Santa Clara approved Measure J, the Santa Clara Stadium Taxpayer Protection and Economic Progress Act, on June 8, 2010.

Levy - An amount of taxes, special assessments or service charges imposed by a government for the support of government activities.

Liability - Probable future sacrifices of economic benefits arising from present obligations of a particular entity to transfer assets or provide services to other entities in the future as a result of past transactions or events. That is, a financial obligation or claim of financial resources of a specific fund to be liquidated at a future date.

Long-term Debt - Debt with a maturity of more than one year after the date of issue.

Mission - The overriding purpose of the department, division, or program.

Modified Accrual Basis of Accounting - Revenues are recognized in the accounting period in which they become available and measurable; expenditures are recognized in the accounting period in which the fund liability is incurred (if measurable), except for unmatured interest on general long-term debt and certain similar accrued obligations, which should be recognized when due.

Municipal Code - A compilation of City Council approved ordinances currently in effect. The Code defines City policy in various categories, for example, Civil Service rules, traffic regulations, sanitation and health standards, building regulations and planning and zoning regulations.

Object Category - See Expenditure Object Category.

Operating Budget - The portion of the budget that pertains to the City's daily operations and activities engaged in to provide services to the community. The operating budget contains appropriations for such expenditures as personnel (salaries, wages and benefits), supplies and materials, utilities, travel and fuel.

Ordinance - A formal legislative enactment by City Council. It has the full force and effect of law within City boundaries unless pre-empted by a higher form of law (State or federal). An ordinance has a higher legal standing than a resolution. Revenue raising measures, such as the imposition of taxes, special assessments and service charges are some examples of actions that would require the enactment of an ordinance.

Other Financing Sources - Changes in residual fund equity or balances not arising from revenues or expenditures/expenses. Includes governmental fund general long-term debt proceeds, amounts equal to the present value of minimum lease payments arising from capital leases, proceeds from the sale of general fixed assets and operating transfers in.

Performance Measures - This is a non-financial measurement of activity such as number of meters read, number of bills sent, number of customer service calls handled and response time to emergency calls. Performance-based budgeting incorporates performance measures into the budget process.

Program - A program is a specific service or activity that falls under departmental divisions. Programs provide for a lower level of detail regarding a Department's function. For instance, the Traffic Program under the Police Field Operations Division.

Property Tax - An ad valorem (based on value) tax on real property and tangible personal property levied by the local government on the property located within the City's jurisdiction. Property tax is determined by two factors: the assessed value of the property and the tax rate for the area in which the property is located.

Public Facilities Financing Corporation (PFFC) - The City of Santa Clara Public Facilities Financing Corporation (PFFC) was formed in 1997 for the purpose of issuing Certificates of Participation (COPs) to provide financing for the construction of major City facilities. Members of the City Council are also members of the PFFC Board. Debt service on the COPs is secured by lease payments made by the City's General Fund to the PFFC for the use of the constructed facilities for public purposes. In accordance with lease agreements, the PFFC assigns lease payments received from the City to the trustee for payment to the certificate holders.

Redevelopment Dissolution Act - See Dissolution Act.

Reimbursement - Repayments of amounts remitted on behalf of another party, or interfund transactions that constitute reimbursements to a fund for expenditures or expenses initially made from it but properly applied to another fund.

Reserve - An account used to earmark a portion of fund balance to indicate that it is not available for expenditure or legally segregated for a specific future use.

Resolution - A special or temporary legislative order of the City Council/Agency/Authority. If it is not in conflict with any higher form of law, such as a state statute or constitutional provision, it has the full force and effect of law within the boundaries of the City. A resolution requires less legal formality and has a lower legal status than an ordinance.

Revenue - Resources received by the government available for use in supporting services including such items as taxes, fees, permits, licenses, grants and interest.

Risk Management - An organized attempt to protect a government's assets against accidental loss in the most economical method. The City is exposed to various risks of losses related to torts, errors and omissions, general liability, injuries to employees and unemployment claims. Claims, expenditures and liabilities are reported when it is probable that a loss has occurred and the amount of that loss can be reasonably estimated using actuarial methods or other estimating techniques. These losses include an estimate of claims that have been incurred but not reported.

Sales Tax - A tax imposed by the government on retailers at the point of sale for the privilege of selling tangible personal property. It is usually calculated as a percentage of the selling price and collected by the retailer from the consumer. The rate in the City of Santa Clara is 9.125%.

Silicon Valley Power (**SVP)** - The City's Electric Utility Department provides electricity to City residents and businesses under the name Silicon Valley Power.

Special Assessment - A compulsory levy made against certain properties to defray part or all of the cost of a specific improvement or service deemed to primarily benefit those properties.

Special Revenue Fund - A fund in which revenue collected is restricted by the City, State or federal government as to how the city might spend its resources.

Sports and Open Space Authority (SOSA) - The City of Santa Clara Sports and Open Space Authority (SOSA) was created by the City Council in 1974 for the acquisition and development of open space within the City. The members of the City Council are also members of SOSA's Board of Directors and, as such, are authorized to transact business and exercise power to purchase, lease or otherwise obtain and dispose of real and personal property, to acquire, construct, maintain, repair, manage and operate real and personal property, including leasing to private operators for commercial purposes, surplus space which is not economical to use for open space planning.

Stadium Authority - The Stadium Authority was established by the City Council in 2011 to provide for the development and operation of Levi's Stadium. The Stadium Authority's governing board is the seven members of the City Council. The Stadium Authority will own, develop, construct, operate and maintain the Stadium, and have all powers granted to it by the City. The Stadium Authority is a separate and distinct legal entity, and the City is not liable for the debts or obligations of the Stadium Authority.

Strategic Pillar - The City Council adopted seven focus areas for City operations: 1. Enhance Community Engagement and Transparency; 2. Deliver and Enhance High Quality Efficient Services and Infrastructure; 3. Enhance Community Sports, Recreational and Arts Assets; 4. Promote and Enhance Economic, Housing and Transportation Development; 5. Ensure Compliance with Measure J and Manage Levi's Stadium; 6. Manage Strategically our Workforce Capacity and Resources; and 7. Promote Sustainability and Environmental Protection.

Subsidy - A grant by a government entity to another government entity to pay all or a portion of an activity of the government deemed advantageous to the public.

Successor Agency to the Former Redevelopment Agency of the City of Santa Clara - Pursuant to State legislation ABx1 26, the "Dissolution Act," the Redevelopment Agency (RDA) of the City of Santa Clara was dissolved effective February 1, 2012. The City has elected to become the Successor Agency for the RDA non-housing functions, responsible for paying off the former Redevelopment Agency's existing debts, disposing of the former Redevelopment Agency's properties and assets to help pay off debts, returning revenues to the local government entities that receive property taxes, and winding down the affairs of the former Redevelopment Agency. The City has also elected to retain the former Redevelopment Agency's housing functions, including retaining all of the housing assets, rights, power, duties, obligations and functions previously performed by the Redevelopment Agency in administering its Low and Moderate Income Housing Fund.

Surplus - An excess of revenue (resources) over expenditures or expenses.

Taxes - Compulsory charges levied by a government for the purpose of financing services performed for the common benefit. The term does not include specific charges made against particular persons or property for permanent benefits such as special assessments. Neither does the term include charges for services rendered only to those paying such charges as, for example, water service charges.

Ten-Year Financial Plan - A strategic planning document showing the estimated results of operations and capital improvement project requirements over the next ten years. This plan is reviewed and accepted by Council and no appropriations result from that acceptance.

Theme - The capital budget is aligned to twelve categories (Administrative Facilities, Community Facilities, Convention Center, Electric Utility, Other Community Projects, Parks and Trails, Sewer Utility, Solid Waste, Storm Drain, Technology and Equipment, Transportation, and Water and Recycled Water Utilities).

Tourism Improvement District (TID) - The Santa Clara Tourism Improvement District was established in 2004 as a marketing revenue supplement to assist the Santa Clara Convention and Visitors Bureau (CVB) with marketing the City of Santa Clara to hotel and convention center groups and visitors. The activities to be provided to the district will be funded by the levy of assessments.

Transient Occupancy Tax (TOT) - A locally controlled tax imposed on travelers who stay in temporary lodging facilities for stays thirty days or less. The rate in the City of Santa Clara is currently 13.5%.

Trust Fund - Used to account for assets held by the City in a trustee capacity.

User Charges - The payment of a fee for direct receipt of a public service by the party benefiting from the service.

ACRONYMS

AB	Assembly Bill
ACFR	Annual Comprehensive Financial Report
ADA	Americans with Disabilities Act
AIPG	All Inclusive Playground Grant
ALS	Advanced Life Support
AMH	Automatic Handling System
ARPA	American Rescue Plan Act
ARRA	American Recovery and Reinvestment Act
ASAI	Average System Availability Index
BAREC	Bay Area Research Extension Center
BLS	Basic Life Support
BMP	Below Market Price
BNPEA	Bayshore North Project Enhancement Authority
BSR	Budget Stabilization Reserve
CAHF	City Affordable Housing Fund
CalOES	State of California Office of Emergency Services
CalPERS	California Public Employees' Retirement System
CCTV	Closed-Circuit Television
CDBG	Community Development Block Grant
CEQA	California Environmental Quality Act
CFD	Community Facilities District
CIP	Capital Improvement Program
CLT	Contribution In-Lieu of Tax
CMMS	Computerized Maintenance Management System
CNG	Compressed Natural Gas
COLA	Cost of Living Adjustment
COP	Certificates of Participation
COPS	Citizens' Option for Public Safety
CPI	Consumer Price Index
CPR/AED	Cardiopulmonary Resuscitation/Automated External Defibrillator
CPRS	California Parks and Recreation Society

CRC	Community Recreation Center
CSMFO	California Society of Municipal Finance Officers
CVB	Convention-Visitors Bureau
DA	Development Agreement
DDA	Disposition and Development Agreement
DTSC	Department of Toxic Substances Control
DVR	Donald Von Raesfeld Power Plant
EEO	Equal Employment Opportunity
EIR	Environmental Impact Report
EMS	Emergency Medical Services
EMT	Emergency Medical Technician
EOC	Emergency Operations Center
EOL	End of Life
EOPS	Enforceable Obligation Payment Schedule
ERAF	Educational Revenue Augmentation Fund
FEMA	Federal Emergency Management Agency
FERC	Federal Energy Regulatory Commission
FF&E	Furniture, Fixtures and Equipment
FHRMS	Finance Human Resources Management System
FMIS	Finance Management Information System
FOG	Fats, Oils, and Grease
FPPC	Fair Political Practices Commission
FTE	Full Time Equivalent (Employee)
FTHB	First Time Homebuyer
FY	Fiscal year
GAAP	Generally Accepted Accounting Practices
GASB	Governmental Accounting Standards Board
GDP	Gross Domestic Product
GFGC	General Fund General Contingency
GFOA	Government Finance Officers Association
GIS	Geographical Information Systems
GPS	Global Positioning System
GSI	Green Stormwater Infrastructure

GWh	Giga Watt Hour
HA	Housing Authority
HIPPA	Health Insurance Portability and Accountability Act
HMG	Hazard Mitigation Grant
HMI	Human Mechanical Interface
HOME	Home Investment Partnerships Act
HR	Human Resources
HUD	Housing and Urban Development
HVAC	Heating, Ventilation, and Air Conditioning
IBEW	International Brotherhood of Electric Workers
ISC/CRC	International Swim Center/Community Recreation Center
IT	Information Technology
JPA	Joint Power Agreement
kWh	Kilo Watt Hour
LED	Light Emitting Diodes
LEED	Leadership in Energy and Environmental Design
LF	Linear Feet
LLEBG	Local Law Enforcement Block Grants Program
LPD	Land, Property and Development
m:s	minutes: seconds
MCC	Motor Control Center
MOU	Memorandum of Understanding
MRP	Municipal Regional Stormwater National Pollutant Discharge Elimination Permit
Muni	Municipal
N/A	Not Applicable
NCIP	Neighborhood Conservation and Improvement Program
NCPA	Northern California Power Agency
NEPA	National Environmental Policy Act
O&M	Operations and Maintenance
OBAG	One Bay Area Grant
OSHA	Occupational Safety and Health Administration
OTS	California Office Traffic Safety
PBC	Public Benefits Charge

PCA	Property Condition Assessment
PEMHCA	Public Employees' Medical and Hospital Care Act (California)
PEPRA	Public Employees' Pension Reform Act of 2013
PERS	Public Employees' Retirement System
PG&E	Pacific Gas and Electric
PLC	Programmable Logic Control
POP	Problem Oriented Policing
RDA	Redevelopment Agency
RMRA	Roadway Repair and Accountability Act
RMRP	Retiree Medical Reimbursement Program
ROPS	Recognized Obligation Payment Schedule
RWF	Regional Wastewater Facility
SA	Successor Agency
SAIDI	System Average Interruption Duration Index
SB	Senate Bill
SCADA	Supervisory Council and Data Acquisition
SCAT	Specialized Crime Action Team
SCPD NSU	Santa Clara Police Department - Nuisance Suppression Unit
SCSA	Santa Clara Stadium Authority
SDPS	Storm Drain Pump Station
SFM	State Fire Marshal
SFPUC	San Francisco Public Utilities Commission
SOSA	Sports and Open Space Authority
SRT	Special Response Team
STACT	San Tomas Aquino Creek Trail
STEM	Science, Technology, Engineering and Math
SVACA	Silicon Valley Animal Control Authority
SVP	Silicon Valley Power (City owned Electric Utility)
SWRCB	State Water Resources Control Board
TBRA	Tenant-Based Rental Assistance
TDA	Transportation Development Act
TDM	Traffic Demand Management
TMP	Transportation Management Program

TOT	Transient Occupancy Tax
TPAC	Treatment Plant Advisory Committee
UMIS	Utility Management Information System
Uncl	Unclassified Employee
VLF	Vehicle License Fee
VoIP	Voice Over Internet Protocol
WiFi	Wireless Fidelity Communication Technology
WPCP	Water Pollution Control Plant

BUDGET SUMMARY | SOURCES

	FY 2025/ 26 Adopted	FY 2026/27 Adopted	FY 2026/27 Amended	Change FY 2025/26 to FY 2026/27	Change %
Revenue Sources[1]:					
Property Tax	101,272,800	106,111,600	125,796,513	24,523,713	24.2%
Sales Tax	65,850,000	67,806,000	75,850,000	10,000,000	15.2%
Transient Occupancy Tax	27,500,000	28,600,000	30,680,000	3,180,000	11.6%
Franchise Tax	5,600,000	5,824,000	5,768,000	168,000	3.0%
Gas Tax	6,600,000	6,600,000	6,700,000	100,000	1.5%
Other Taxes	2,000,032	2,040,033	2,040,042	40,010	2.0%
Planning Fees	8,486,000	8,758,000	8,758,000	272,000	3.2%
Other Fees	86,171,075	116,522,619	187,178,951	101,007,876	117.2%
Licenses and Permits	18,526,995	19,076,995	18,772,995	246,000	1.3%
Fines and Penalties	1,557,000	1,557,000	2,307,000	750,000	48.2%
Rents and Leases	11,147,081	11,991,495	11,810,705	663,624	6.0%
Electric Utility	805,984,959	889,181,869	914,505,918	108,520,959	13.5%
Electric Special Revenues	45,957,521	48,842,111	47,143,995	1,186,474	2.6%
Water Utility	73,184,500	78,814,100	82,908,541	9,724,041	13.3%
Sewer Utility	51,195,900	55,880,808	57,491,308	6,295,408	12.3%
Water Recycling Utility	9,140,100	11,085,400	11,085,400	1,945,300	21.3%
Solid Waste Services	41,362,560	43,317,062	43,923,712	2,561,152	6.2%
Storm Drain Fees	2,908,000	2,908,000	2,908,000	0	0.0%
Miscellaneous Charges for Services	8,165,144	8,372,044	9,306,165	1,141,021	14.0%
Grant Revenue	26,808,773	0	592,860	(26,215,913)	(97.8%)
Housing Related	2,420,832	3,139,436	3,106,648	685,816	28.3%
Other Agencies	15,339,784	7,226,615	7,568,318	(7,771,466)	(50.7%)
Other Revenues	24,930,520	26,004,973	33,570,483	8,639,963	34.7%
State Revenues	162,000	162,000	160,000	(2,000)	(1.2%)
Traffic Mitigation	500,000	750,000	750,000	250,000	50.0%
Interest Income	36,747,835	38,081,130	48,155,168	11,407,333	31.0%
Reimbursements	20,336,592	10,602,067	9,632,779	(10,703,813)	(52.6%)
Developer Contributions	38,426,816	16,294,380	3,774,429	(34,652,387)	(90.2%)
Sale of Land or Property	161,919	161,919	161,919	0	0.0%
Bond Proceeds	246,000,000	0	70,270,000	(175,730,000)	(71.4%)
Interdepartmental Revenue	120,861,262	125,603,728	125,613,961	4,752,699	3.9%
Transfers From	449,049,604	72,804,550	131,679,702	(317,369,902)	(70.7%)
Gross Revenue	**2,354,355,604**	**1,814,119,934**	**2,079,971,512**	**(274,384,092)**	**(11.7%)**
Less Transfers In and Interfund Revenues[2]	(569,910,866)	(198,408,278)	(257,293,663)	312,617,203	(54.9%)
Net Revenue	**1,784,444,738**	**1,615,711,656**	**1,822,677,849**	**38,233,111**	**2.1%**
Capital Improvement Program Carryover	**400,449,874**	**0**	**0**	**(400,449,874)**	**(100.0%)**
Use of Reserves	**(213,293,684)**	**(211,315,963)**	**(148,201,132)**	**65,092,552**	**(30.5%)**
Total Net Sources[3]	**1,971,600,928**	**1,404,395,693**	**1,674,476,717**	**(297,124,211)**	**(15.1%)**

BUDGET SUMMARY | USES

	FY 2025/ 26 Adopted	FY 2026/27 Adopted	FY 2026/27 Amended	Change FY 2025/26 to FY 2026/27	Change %
Expenditures[1]:					
Operating Budget:					
City Council	1,268,362	1,322,304	1,279,327	10,965	0.9%
City Attorney's Office	4,619,355	4,775,470	4,715,564	96,209	2.1%
City Clerk's Office	1,761,474	2,377,619	2,388,984	627,510	35.6%
City Auditor	1,075,554	1,095,175	1,099,342	23,788	2.2%
City Manager's Office	5,859,758	6,070,190	7,007,724	1,147,966	19.6%
Community Development Department	37,614,828	28,911,168	29,197,934	(8,416,894)	(22.4%)
Electric Utility	811,160,337	891,651,758	1,013,995,071	202,834,734	25.0%
Finance Department	20,903,394	21,857,706	26,575,294	5,671,900	27.1%
Fire Department	81,298,549	84,205,231	86,874,535	5,575,986	6.9%
Human Resources	5,470,869	5,368,086	6,165,743	694,874	12.7%
Information Technology	18,955,875	18,617,307	19,168,788	212,913	1.1%
Library Department	12,345,403	12,600,868	12,569,996	224,593	1.8%
Parks & Recreation	26,785,682	27,417,078	28,128,554	1,342,872	5.0%
Police Department	100,425,435	105,883,259	106,993,030	6,567,595	6.5%
Public Works	98,202,966	100,496,111	104,111,401	5,908,435	6.0%
Water and Sewer Utility Dept	138,922,887	142,861,443	141,871,722	2,948,835	2.1%
Non-Departmental[4]	68,935,583	60,104,012	78,357,581	9,421,998	13.7%
Other Agency	11,404	11,612	12,000	596	5.2%
Internal Services	16,110,000	14,861,000	15,957,000	(153,000)	(0.9%)
Debt Service	273,224,645	27,234,381	64,467,696	(208,756,949)	(76.4%)
Gross Operating Budget	**1,724,952,360**	**1,557,721,778**	**1,750,937,286**	**25,984,926**	**1.5%**
Less Transfers To and Interfund Expenses[2]	(529,425,156)	(302,635,147)	(436,802,534)	92,622,622	(17.5%)
Net Operating Budget	**1,195,527,204**	**1,255,086,631**	**1,314,134,752**	**118,607,548**	**9.9%**
Capital Improvement Program Budget:					
Total Capital Improvement Program	772,536,637	145,643,763	362,347,684	(410,188,953)	(53.1%)
Public Works Management Services	4,991,087	5,119,299	148,281	(4,842,806)	(97.0%)
Less Transfers To	(1,454,000)	(1,454,000)	(2,154,000)	(700,000)	48.1%
Total Capital Improvement Program Budget[3]	**776,073,724**	**149,309,062**	**360,341,965**	**(415,731,759)**	**(53.6%)**
Total Net Uses	**1,971,600,928**	**1,404,395,693**	**1,674,476,717**	**(297,124,211)**	**(15.1%)**

[1] *Excludes Stadium Authority operating budget*

[2] *Excludes internal services fund operating budget, non-City Convention Center activities, and all transfers*

[3] *Excludes Capital Improvement Program Carryover in FY 2026/27 Adopted and Amended budgets; included in FY 2025/26 Adopted Budget*

[4] *Includes Convention Center operating budget*

BUDGET SUMMARY | REVENUE SUMMARY

Fund Type	FY 2024/25 Actual	FY 2025/26 Adopted	FY 2026/27 Adopted	FY 2026/27 Amended	Year-on-Year Change	Change %
General Fund						
001 General Fund	362,293,165	337,651,037	340,402,275	362,657,199	25,006,162	7.4%
Total General Fund	**362,293,165**	**337,651,037**	**340,402,275**	**362,657,199**	**25,006,162**	**7.4%**
Special Revenue Funds						
463 Bridge Maintenance District #2 Fund	127,294	91,800	93,600	93,600	1,800	2.0%
155 Building Development Services Fund	18,462,034	16,858,258	17,482,923	17,665,056	806,798	4.8%
220 Building Special Programs and Training Fund	63,550	44,995	44,995	44,995	0	0.0%
165 City Affordable Housing Fund	1,058,780	1,253,326	1,265,252	1,265,252	11,926	1.0%
027 Community Facilities District No. 2019-1 (Lawrence Station) Fund	388,466	400,032	408,033	408,042	8,010	2.0%
026 Convention Center Maintenance District Fund	1,890,255	1,993,225	2,143,265	2,543,225	550,000	27.6%
124 Developer Traffic Payments Fund	307,548	0	0	0	0	0.0%
025 Downtown Parking Maintenance Fund	143,871	153,584	160,983	157,212	3,628	2.4%
077 Endowment Care Fund	392,117	210,000	210,000	283,200	73,200	34.9%
144 Engineering Operating Grant Trust Fund	166,088	0	0	0	0	0.0%
079 Expendable Trust Fund	611,676	0	0	0	0	0.0%
159 Fire CUPA Fund	1,111,776	2,019,000	2,080,120	2,110,120	91,120	4.5%
158 Fire Development Service Fund	4,247,770	3,429,000	3,534,750	3,956,750	527,750	15.4%
178 Fire Operating Grant Trust Fund	6,637,580	4,891,112	0	0	(4,891,112)	(100.0%)
121 Gas Tax Fund	4,399,882	3,950,000	3,950,000	3,950,000	0	0.0%
562 Housing and Urban Development Fund	2,941,197	5,427,794	806,269	773,481	(4,654,313)	(85.7%)
164 Housing Authority Fund	57,621	281,088	286,710	286,710	5,622	2.0%
169 Housing Successor Agency Fund	1,542,552	1,302,573	1,317,124	1,317,124	14,551	1.1%
112 Library Operating Grant Trust Fund	252,099	64,709	0	0	(64,709)	(100.0%)
101 Other City Departments Operating Grant Trust Fund	1,692,806	0	0	0	0	0.0%
111 Parks and Recreation Operating Grant Trust Fund	166,723	167,317	167,317	172,050	4,733	2.8%
076 Perpetual Care Fund	1,383	500	500	1,400	900	180.0%
177 Police Operating Grant Trust Fund	718,994	0	0	0	0	0.0%
157 Prefunded Plan Review Fund	68,000	0	0	0	0	0.0%
067 Public Donations Fund	34,833	0	0	0	0	0.0%
221 Public, Educational, and Governmental Fee Fund	187,985	200,000	200,000	200,000	0	0.0%
122 Road Maintenance and Rehabilitation (SB1) Fund	3,718,507	3,158,000	3,169,000	3,350,000	192,000	6.1%
123 Traffic Mitigation Fund	772,802	700,000	950,000	950,000	250,000	35.7%
Total Special Revenue Funds	**52,164,189**	**46,596,313**	**38,270,841**	**39,528,217**	**(7,068,096)**	**(15.2%)**
Enterprise Funds						
093 Cemetery Fund	1,636,600	1,738,609	1,806,587	1,690,506	(48,103)	(2.8%)
860 Convention Center Enterprise Fund	18,944,281	17,759,017	19,159,951	19,179,746	1,420,729	8.0%

BUDGET SUMMARY | REVENUE SUMMARY

Fund Type	FY 2024/25 Actual	FY 2025/26 Adopted	FY 2026/27 Adopted	FY 2026/27 Amended	Year-on-Year Change	Change %
Enterprise Funds						
191 Electric Operating Grant Trust Fund	44,810,028	48,108,165	51,266,059	49,346,427	1,238,262	2.6%
091 Electric Utility Fund	855,427,726	879,074,042	946,021,630	996,347,325	117,273,283	13.3%
094 Sewer Utility Fund	56,923,275	52,407,375	57,104,393	58,414,893	6,007,518	11.5%
096 Solid Waste Fund	41,085,256	42,390,177	44,060,626	44,732,276	2,342,099	5.5%
097 Water Recycling Fund	10,665,276	9,651,409	11,615,151	11,615,151	1,963,742	20.3%
092 Water Utility Fund	67,303,833	76,402,644	82,140,262	86,234,703	9,832,059	12.9%
Total Enterprise Funds	**1,096,796,275**	**1,127,531,438**	**1,213,174,659**	**1,267,561,027**	**140,029,589**	**12.4%**
Internal Service Funds						
048 Communication Acquisitions Fund	2,030,904	1,064,336	1,068,501	1,068,501	4,165	0.4%
053 Fleet Operations Fund	6,150,434	6,747,970	6,940,571	7,259,876	511,906	7.6%
045 Information Technology Services Fund	15,239,338	18,127,387	18,417,936	18,968,788	841,401	4.6%
044 Public Works Capital Projects Management Fund	4,373,674	4,991,087	5,119,299	3,593,216	(1,397,871)	(28.0%)
082 Special Liability Insurance Fund	11,628,910	7,390,000	7,655,000	8,000,000	610,000	8.3%
087 Unemployment Insurance Fund	0	100,000	105,000	168,000	68,000	68.0%
050 Vehicle Replacement Fund	5,814,258	6,771,018	6,834,019	7,030,740	259,722	3.8%
081 Workers' Compensation Fund	6,213,344	6,858,000	7,101,000	7,260,000	402,000	5.9%
Total Internal Service Funds	**51,450,862**	**52,049,798**	**53,241,326**	**53,349,121**	**1,299,323**	**2.5%**
Capital Improvement Program Funds						
593 Cemetery Capital Fund	4,689	0	0	0	0	100.0%
565 City Affordable Housing Capital Fund	3,662,403	0	0	0	0	0.0%
865 Convention Center Capital Fund	2,700,000	0	0	0	0	100.0%
591 Electric Utility Capital Fund	129,782,882	445,956,424	100,491,000	217,779,000	(228,177,424)	(51.2%)
536 Fire Department Capital Fund	1,506,700	28,345	29,075	31,000	2,655	9.4%
539 General Government Capital Fund	4,507,104	776,902	849,783	3,576,000	2,799,098	360.3%
501 Infrastructure Replacement Capital Fund	0	0	0	10,420,000	10,420,000	100.0%
537 Library Department Capital Fund	471,848	21,804	22,365	0	(21,804)	(100.0%)
613 Measure I General Obligation Bond Projects Fund	0	0	0	0	0	0.0%
532 Parks and Recreation Capital Fund	19,727,820	1,941,138	5,071,630	489,000	(1,452,138)	(74.8%)
542 Patrick Henry Drive Infrastructure Improvement Fund	4,266	0	0	0	0	0.0%
538 Public Buildings Capital Fund	3,519,049	497,511	192,343	1,217,500	719,989	144.7%
597 Recycled Water Capital Fund	0	50,000	50,000	50,000	0	0.0%
540 Related Santa Clara Developer Fund	505,344	803,406	808,048	744,929	(58,477)	(7.3%)
594 Sewer Utility Capital Fund	17,971,106	15,216,632	8,774,449	19,495,281	4,278,649	28.1%

BUDGET SUMMARY | REVENUE SUMMARY

Fund Type		FY 2024/25 Actual	FY 2025/26 Adopted	FY 2026/27 Adopted	FY 2026/27 Amended	Year-on-Year Change	Change %
Capital Improvement Program Funds							
596	Solid Waste Capital Fund	1,044,153	1,058,500	834,160	1,223,660	165,160	15.6%
535	Storm Drain Capital Fund	4,328,559	5,268,457	3,438,236	5,253,000	(15,457)	(0.3%)
534	Street Lighting Capital Fund	10,365,837	125,000	125,000	7,647,000	7,522,000	6017.6%
533	Streets and Highways Capital Fund	22,758,129	38,302,181	16,414,751	20,867,707	(17,434,474)	(45.5%)
541	Tasman East Infrastructure Improvement Fund	217,682	3,734,932	0	200,000	(3,534,932)	(94.6%)
592	Water Utility Capital Fund	4,025,684	5,175,000	4,400,000	4,825,000	(350,000)	100.0%
Total Capital Improvement Program Funds		**227,103,255**	**518,956,232**	**141,500,840**	**293,819,077**	**(225,137,155)**	**(43.4%)**
Other Agency Funds							
801	Sports and Open Space Authority Fund	10,560	10,404	10,612	12,000	1,596	15.3%
Total Other Agency Funds		**10,560**	**10,404**	**10,612**	**12,000**	**1,596**	**15.3%**
Debt Service Funds							
491	Electric Utility	160,948,721	270,118,403	22,783,040	23,483,040	(246,635,363)	(91.3%)
413	Measure I General Obligation Bond Debt Service	0	0	0	18,122,314	18,122,314	0.0%
431	Public Facilities Financing Corporation Fund	1,442,122	1,441,979	1,435,579	1,435,579	(6,400)	(0.4%)
494	Sewer Utility	1,801	0	3,300,762	20,003,938	20,003,938	0.0%
Total Debt Service Funds		**162,392,644**	**271,560,382**	**27,519,381**	**63,044,871**	**(208,515,511)**	**(76.8%)**
Grand Total Revenues		**1,952,210,950**	**2,354,355,604**	**1,814,119,934**	**2,079,971,512**	**(274,384,092)**	**(11.7%)**

BUDGET SUMMARY | EXPENDITURE SUMMARY

Fund Type	FY 2024/25 Actual	FY 2025/26 Adopted	FY 2026/27 Adopted	FY 2026/27 Amended	Year-on-Year Change	Change %
General Fund						
001 General Fund	313,264,889	335,374,572	342,972,517	365,418,808	30,044,236	9.0%
Total General Fund	**313,264,889**	**335,374,572**	**342,972,517**	**365,418,808**	**30,044,236**	**9.0%**
Special Revenue Funds						
463 Bridge Maintenance District #2 Fund	0	0	420,000	420,000	420,000	0.0%
155 Building Development Services Fund	16,279,430	17,529,658	18,188,195	18,561,666	1,032,008	5.9%
220 Building Special Programs and Training Fund	57,369	44,995	44,995	44,995	0	0.0%
165 City Affordable Housing Fund	1,042,149	6,984,995	1,891,765	1,839,672	(5,145,323)	(73.7%)
027 Community Facilities District No. 2019-1 (Lawrence Station) Fund	233,303	396,315	406,768	404,243	7,928	2.0%
026 Convention Center Maintenance District Fund	2,110,011	1,993,225	2,143,265	2,543,225	550,000	27.6%
025 Downtown Parking Maintenance Fund	136,451	139,990	147,412	230,012	90,022	64.3%
077 Endowment Care Fund	97,022	60,000	60,000	100,800	40,800	68.0%
144 Engineering Operating Grant Trust Fund	41,851	0	0	0	0	0.0%
079 Expendable Trust Fund	885,842	0	0	0	0	0.0%
159 Fire CUPA Fund	116,895	1,779,867	1,893,649	2,083,179	303,312	17.0%
158 Fire Development Service Fund	3,534,382	3,908,122	4,172,373	4,296,410	388,288	9.9%
178 Fire Operating Grant Trust Fund	5,181,816	5,274,893	0	0	(5,274,893)	(100.0%)
121 Gas Tax Fund	4,520,000	2,975,000	2,990,250	3,615,250	640,250	21.5%
562 Housing and Urban Development Fund	2,957,757	5,427,794	806,269	773,481	(4,654,313)	(85.7%)
164 Housing Authority Fund	164,885	459,878	471,936	474,519	14,641	3.2%
169 Housing Successor Agency Fund	553,194	1,127,973	1,152,142	1,164,658	36,685	3.3%
112 Library Operating Grant Trust Fund	189,122	166,833	0	0	(166,833)	(100.0%)
101 Other City Departments Operating Grant Trust Fund	1,364,581	0	0	0	0	0.0%
111 Parks and Recreation Operating Grant Trust Fund	202,588	167,317	167,317	172,050	4,733	2.8%
076 Perpetual Care Fund	1,383	500	500	1,400	900	180.0%
177 Police Operating Grant Trust Fund	1,103,884	0	0	0	0	0.0%
157 Prefunded Plan Review Fund	150,993	0	0	0	0	0.0%
067 Public Donations Fund	96,947	0	0	0	0	0.0%
221 Public, Educational, and Governmental Fee Fund	204,295	200,000	200,000	200,000	0	0.0%
122 Road Maintenance and Rehabilitation (SB1) Fund	4,301,915	2,900,000	2,900,000	4,522,153	1,622,153	55.9%
123 Traffic Mitigation Fund	1,331,000	500,000	750,000	1,751,500	1,251,500	250.3%
Total Special Revenue Funds	**46,859,065**	**52,037,355**	**38,806,836**	**43,199,213**	**(8,838,142)**	**(17.0%)**
Enterprise Funds						
093 Cemetery Fund	1,243,054	1,757,102	1,671,013	1,673,539	(83,563)	(4.8%)
860 Convention Center Enterprise Fund	18,046,236	18,174,268	19,618,653	19,554,727	1,380,459	7.6%
191 Electric Operating Grant Trust Fund	53,562,624	59,000,124	40,969,800	65,867,686	6,867,562	11.6%

BUDGET SUMMARY | EXPENDITURE SUMMARY

Fund Type	FY 2024/25 Actual	FY 2025/26 Adopted	FY 2026/27 Adopted	FY 2026/27 Amended	Year-on-Year Change	Change %
Enterprise Funds						
091 Electric Utility Fund	700,300,332	752,160,213	850,681,958	953,861,619	201,701,406	26.8%
094 Sewer Utility Fund	51,149,222	55,662,489	53,615,148	51,233,638	(4,428,851)	(8.0%)
096 Solid Waste Fund	40,660,344	42,617,265	44,611,836	46,010,152	3,392,887	8.0%
097 Water Recycling Fund	9,715,244	10,940,055	12,078,471	12,051,002	1,110,947	10.2%
092 Water Utility Fund	64,850,449	72,320,343	77,167,824	78,587,082	6,266,739	8.7%
Total Enterprise Funds	**939,527,505**	**1,012,631,859**	**1,100,414,703**	**1,228,839,445**	**216,207,586**	**21.4%**
Internal Service Funds						
048 Communication Acquisitions Fund	5,930,773	1,064,336	1,068,501	1,068,501	4,165	0.4%
053 Fleet Operations Fund	5,707,019	6,757,227	6,951,987	7,261,619	504,392	7.5%
045 Information Technology Services Fund	12,684,597	18,755,875	18,417,307	18,968,788	212,913	1.1%
044 Public Works Capital Projects Management Fund	4,159,944	4,991,087	5,119,299	3,593,216	(1,397,871)	(28.0%)
082 Special Liability Insurance Fund	10,545,291	9,152,000	7,655,000	8,529,000	(623,000)	(6.8%)
087 Unemployment Insurance Fund	93,437	100,000	105,000	168,000	68,000	68.0%
050 Vehicle Replacement Fund	6,682,667	3,994,000	1,863,635	2,151,000	(1,843,000)	(46.1%)
081 Workers' Compensation Fund	5,421,127	6,858,000	7,101,000	7,260,000	402,000	5.9%
Total Internal Service Funds	**51,224,855**	**51,672,525**	**48,281,729**	**49,000,124**	**(2,672,401)**	**(5.2%)**
Capital Improvement Program Funds						
593 Cemetery Capital Fund	4,689	270,489	0	0	(270,489)	(100.0%)
865 Convention Center Capital Fund	1,866,520	2,509,218	0	0	(2,509,218)	(100.0%)
591 Electric Utility Capital Fund	58,602,434	558,300,130	100,491,000	217,779,000	(340,521,130)	(61.0%)
536 Fire Department Capital Fund	1,056,404	991,564	29,075	31,000	(960,564)	(96.9%)
539 General Government Capital Fund	2,108,984	11,819,408	849,783	3,576,000	(8,243,408)	(69.7%)
537 Library Department Capital Fund	83,958	672,126	22,365	0	(672,126)	(100.0%)
613 Measure I General Obligation Bond Projects Fund	0	0	0	63,214,425	63,214,425	0.0%
532 Parks and Recreation Capital Fund	3,612,492	42,292,167	5,797,869	4,296,000	(37,996,167)	(89.8%)
538 Public Buildings Capital Fund	1,842,900	5,238,705	192,343	1,217,500	(4,021,205)	(76.8%)
597 Recycled Water Capital Fund	11,214	50,000	50,000	50,000	0	0.0%
540 Related Santa Clara Developer Fund	865,793	803,406	808,048	744,929	(58,477)	(7.3%)
594 Sewer Utility Capital Fund	11,426,874	50,996,124	16,080,567	31,030,379	(19,965,745)	(39.2%)
596 Solid Waste Capital Fund	791,089	837,000	834,160	1,234,160	397,160	47.5%

BUDGET SUMMARY | EXPENDITURE SUMMARY

Fund Type		FY 2024/25 Actual	FY 2025/26 Adopted	FY 2026/27 Adopted	FY 2026/27 Amended	Year-on-Year Change	Change %
Capital Improvement Program Funds							
535	Storm Drain Capital Fund	3,564,180	9,158,228	3,438,236	5,253,000	(3,905,228)	(42.6%)
534	Street Lighting Capital Fund	1,027,140	2,734,440	125,000	7,647,000	4,912,560	179.7%
533	Streets and Highways Capital Fund	20,790,330	73,448,885	16,814,751	20,867,707	(52,581,178)	(71.6%)
541	Tasman East Infrastructure Improvement Fund	27,793	4,260,226	29,865	29,865	(4,230,361)	(99.3%)
592	Water Utility Capital Fund	4,919,465	13,145,608	5,200,000	5,525,000	(7,620,608)	(58.0%)
Total Capital Improvement Program Funds		**112,602,259**	**777,527,724**	**150,763,062**	**362,495,965**	**(415,031,759)**	**(53.4%)**
Other Agency Funds							
801	Sports and Open Space Authority Fund	10,652	11,404	11,612	12,000	596	5.2%
Total Other Agency Funds		**10,652**	**11,404**	**11,612**	**12,000**	**596**	**5.2%**
Debt Service Funds							
491	Electric Utility	40,698,621	268,518,403	22,533,040	23,233,040	(245,285,363)	(91.3%)
413	Measure I General Obligation Bond Debt Service	0	0	0	19,829,924	19,829,924	0.0%
431	Public Facilities Financing Corporation Fund	1,406,100	1,406,979	1,400,579	1,400,794	(6,185)	(0.4%)
494	Sewer Utility	3,301,012	3,299,263	3,300,762	20,003,938	16,704,675	506.3%
Total Debt Service Funds		**45,405,733**	**273,224,645**	**27,234,381**	**64,467,696**	**(208,756,949)**	**(76.4%)**
Grand Total Expenditures		**1,508,894,958**	**2,502,480,084**	**1,708,484,840**	**2,113,433,251**	**(389,046,833)**	**(15.5%)**

BUDGET SUMMARY | TRANSFER SCHEDULE

Fund	Amended FY 2026/27 Transfer In	Out
From General Fund (001)		29,502,778
To Building Development Services Fund (155)	335,056	
To Cemetery Fund (093)	976,306	
To Convention Center Enterprise Fund (860)	448,195	
To Convention Center Maintenance District Fund (026)	1,163,014	
To Downtown Parking Maintenance District Fund (025)	143,012	
To Fire Department Capital Fund (536)	31,000	
To General Government Capital Fund (539)	3,250,000	
To Infrastructure Replacement Capital Fund (501)	10,420,000	
To Parks and Recreation Capital Fund (532)	489,000	
To Parks and Recreation Operating Grant Trust Fund (111)	17,150	
To Public Buildings Capital Fund (538)	1,103,200	
To Public Facilities Financing Corporation Fund (431)	1,400,579	
To Public Works Capital Project Management Fund (044)	3,086,840	
To Solid Waste Fund (096)	102,564	
To Sports and Open Space Authority Fund (801)	12,000	
To Storm Drain Capital Fund (535)	3,799,000	
To Streets and Highways Capital Fund (533)	2,725,862	
Subtotal Transfer from General Fund	**29,502,778**	**29,502,778**
From Bridge Maintenance District #2 Fund (463)		420,000
To Streets and Highways Capital Fund (533)	420,000	
Subtotal Transfer from Bridge Maintenance District #2 Fund	**420,000**	**420,000**
From Building Development Services Fund (155)		327,578
To General Fund (001)	319,578	
To Building Special Programs & Training Fund (220)	7,000	
To Public Buildings Capital Fund (538)	1,000	
Subtotal Transfer from Building Development Services Fund	**327,578**	**327,578**
From Building Special Programs and Training Fund (220)		1,765
To General Fund (001)	1,765	
Subtotal Transfer from Building Special Programs and Training Fund	**1,765**	**1,765**

BUDGET SUMMARY | TRANSFER SCHEDULE

Fund	Amended FY 2026/27 Transfer In	Out
From Electric Operating Grant Trust Fund (191)		49,338,704
To Electric Utility Capital Fund (591)	3,010,000	
To Electric Utility Fund (091)	45,000,000	
To Streets and Highways Capital Fund (533)	1,328,704	
Subtotal Transfer from Electric Operating Grant Trust Fund	**49,338,704**	**49,338,704**
From Electric Utility Fund (091)		188,332,210
To Electric Utility Capital Fund (591)	156,967,000	
To Electric Utility Debt Service Fund (491)	23,233,040	
To General Fund (001)	225,120	
To General Government Capital Fund (539)	204,000	
To Public Buildings Capital Fund (538)	56,050	
To Street Lighting Capital Fund (534)	7,647,000	
Subtotal Transfer from Electric Utility Fund	**188,332,210**	**188,332,210**
From Endowment Care Fund (077)		100,800
To Cemetery Fund (093)	100,800	
Subtotal Transfer from Endowment Care Fund	**100,800**	**100,800**
From Gas Tax Fund (121)		3,615,250
To Streets and Highways Capital Fund (533)	3,615,250	
Subtotal Transfer from Gas Tax Fund	**3,615,250**	**3,615,250**
From Perpetual Care Fund (076)		1,400
To Cemetery Fund (093)	1,400	
Subtotal Transfer from Perpetual Care Fund	**1,400**	**1,400**
From Road Maintenance and Rehabilitation (SB1) Fund (122)		4,522,153
To Streets and Highways Capital Fund (533)	4,522,153	
Subtotal Transfer from Road Maintenance and Rehabilitation (SB1) Fund	**4,522,153**	**4,522,153**
From Sewer Utility Capital Fund (594)		700,000
To Water Utility Capital Fund (592)	700,000	
Subtotal Transfer from Sewer Utility Capital Fund	**700,000**	**700,000**

BUDGET SUMMARY | TRANSFER SCHEDULE

Fund	Amended FY 2026/27 Transfer In	Amended FY 2026/27 Transfer Out
From Sewer Utility Debt Service Fund (494)		15,500,000
To Sewer Utility Capital Fund (594)	15,500,000	
Subtotal Transfer from Sewer Utility Debt Service Fund	**15,500,000**	**15,500,000**
From Sewer Utility Fund (094)		8,720,120
To Public Buildings Capital Fund (538)	14,525	
To Public Works Capital Project Management Fund (044)	506,376	
To Sewer Utility Capital Fund (594)	3,695,281	
To Sewer Utility Debt Service Fund (494)	4,503,938	
Subtotal Transfer from Sewer Utility Fund	**8,720,120**	**8,720,120**
From Solid Waste Fund (096)		986,035
To Public Buildings Capital Fund (538)	9,875	
To Solid Waste Capital Fund (596)	976,160	
Subtotal Transfer from Solid Waste Fund	**986,035**	**986,035**
From Storm Drain Capital Fund (535)		1,454,000
To General Fund (001)	1,454,000	
Subtotal Transfer from Storm Drain Capital Fund	**1,454,000**	**1,454,000**
From Traffic Mitigation Fund (123)		1,751,500
To Streets and Highways Capital Fund (533)	1,751,500	
Subtotal Transfer from Traffic Mitigation Fund	**1,751,500**	**1,751,500**
From Water Recycling Fund (097)		50,000
To Recycled Water Capital Fund (597)	50,000	
Subtotal Transfer from Water Recycling Fund	**50,000**	**50,000**
From Water Utility Fund (092)		4,279,850
To General Government Capital Fund (539)	122,000	
To Public Buildings Capital Fund (538)	32,850	
To Water Utility Capital Fund (592)	4,125,000	
Subtotal Transfer from Water Utility Fund	**4,279,850**	**4,279,850**
Total Transfers	**309,604,143**	**309,604,143**

CAPITAL IMPROVEMENT PROGRAM BUDGET BY THEME

	FY 2026/27 Proposed	FY 2027/28 Proposed	FY 2028/29 CIP	FY 2029/30 CIP	FY 2030/31 CIP	Five-Year CIP Total
Theme						
Administrative Facilities	12,707,950	3,482,500	1,450,000	0	0	**17,640,450**
Community Facilities	6,693,750	0	1,620,000	522,000	0	**8,835,750**
Electric Utility	225,426,000	171,415,000	202,979,000	82,707,000	56,866,000	**739,393,000**
Other Community Projects	3,824,794	3,779,339	3,784,898	3,787,860	3,791,196	**18,968,087**
Parks and Trails	7,296,000	742,145	11,836,450	0	0	**19,874,595**
Sewer Utility	30,330,379	29,553,430	23,389,089	21,599,361	52,073,508	**156,945,767**
Solid Waste	1,234,160	3,060,000	884,000	910,520	937,836	**7,026,516**
Storm Drain	19,516,300	416,000	150,000	150,000	150,000	**20,382,300**
Technology and Equipment	557,000	386,000	347,000	359,000	371,000	**2,020,000**
Transportation	47,180,632	14,306,541	13,231,429	11,332,967	11,234,617	**97,286,186**
Water and Recycled Water Utilities	5,575,000	5,575,000	5,425,000	3,925,000	3,925,000	**24,425,000**
Five-Year CIP Total	**360,341,965**	**232,715,955**	**265,096,866**	**125,293,708**	**129,349,157**	**1,112,797,651**

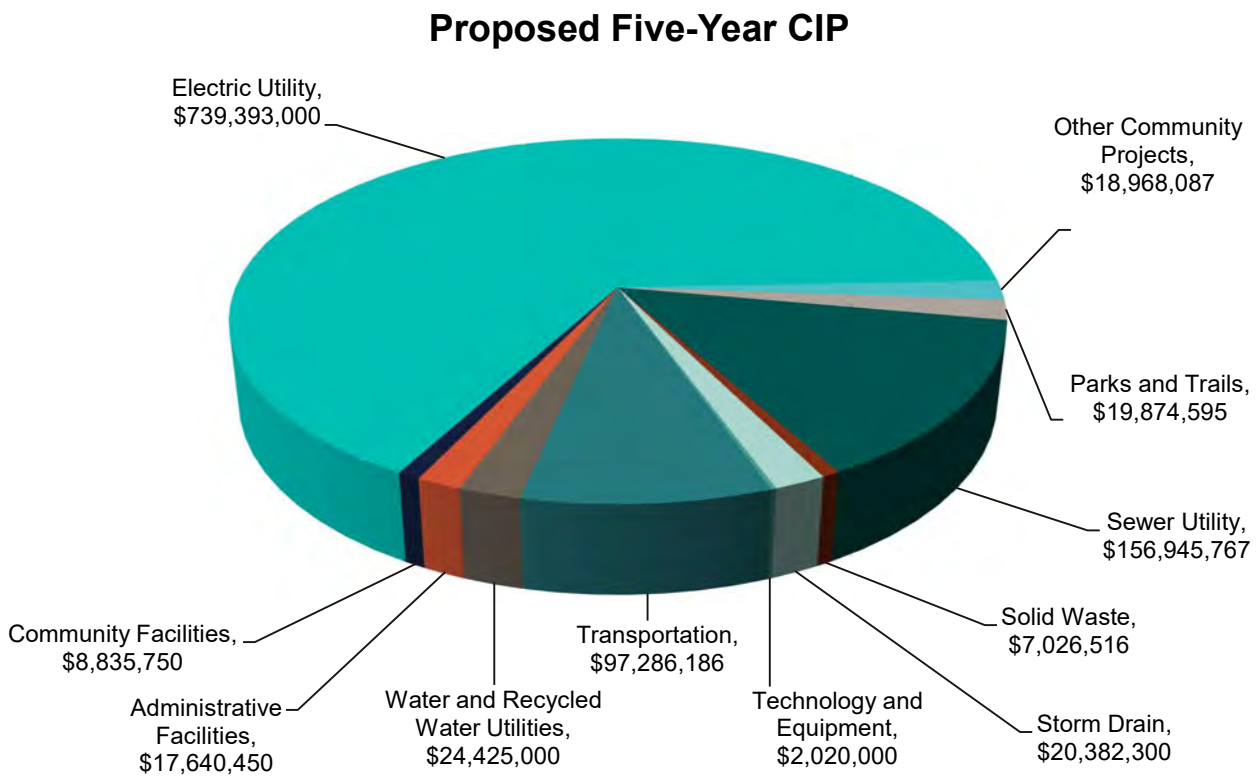

CAPITAL IMPROVEMENT PROGRAM BUDGET BY FUND

	FY 2026/27 Proposed	FY 2027/28 Proposed	FY 2028/29 CIP	FY 2029/30 CIP	FY 2030/31 CIP	Five-Year CIP Total
Fund						
Electric Utility Capital Fund	217,779,000	171,187,000	202,750,000	82,477,000	56,635,000	**730,828,000**
Fire Department Capital Fund	31,000	0	0	0	0	**31,000**
General Government Capital Fund	3,576,000	3,436,000	3,347,000	3,359,000	3,371,000	**17,089,000**
Library Department Capital Fund	0	0	1,620,000	522,000	0	**2,142,000**
Measure I General Obligation Bond Projects Fund	63,214,425	0	0	0	0	**63,214,425**
Parks and Recreation Department Capital Fund	4,296,000	742,145	11,836,450	0	0	**16,874,595**
Public Buildings Capital Fund	1,217,500	3,432,500	1,450,000	0	0	**6,100,000**
Recycled Water Capital Fund	50,000	50,000	50,000	50,000	50,000	**250,000**
Related Santa Clara Developer Fund	744,929	748,877	753,827	756,168	758,870	**3,762,671**
Sewer Utility Capital Fund	30,330,379	29,553,430	23,389,089	21,599,361	52,073,508	**156,945,767**
Solid Waste Capital Fund	1,234,160	3,060,000	884,000	910,520	937,836	**7,026,516**
Storm Drain Capital Fund	3,799,000	416,000	150,000	150,000	150,000	**4,665,000**
Street Lighting Capital Fund	7,647,000	228,000	229,000	230,000	231,000	**8,565,000**
Streets and Highways Capital Fund	20,867,707	14,306,541	13,231,429	11,332,967	11,234,617	**70,973,261**
Tasman East Infrastructure Improvement Fund	29,865	30,462	31,071	31,692	32,326	**155,416**
Water Utility Capital Fund	5,525,000	5,525,000	5,375,000	3,875,000	3,875,000	**24,175,000**
Five-Year CIP Total	**360,341,965**	**232,715,955**	**265,096,866**	**125,293,708**	**129,349,157**	**1,112,797,651**

CAPITAL IMPROVEMENT PROGRAM BUDGET BY FUND

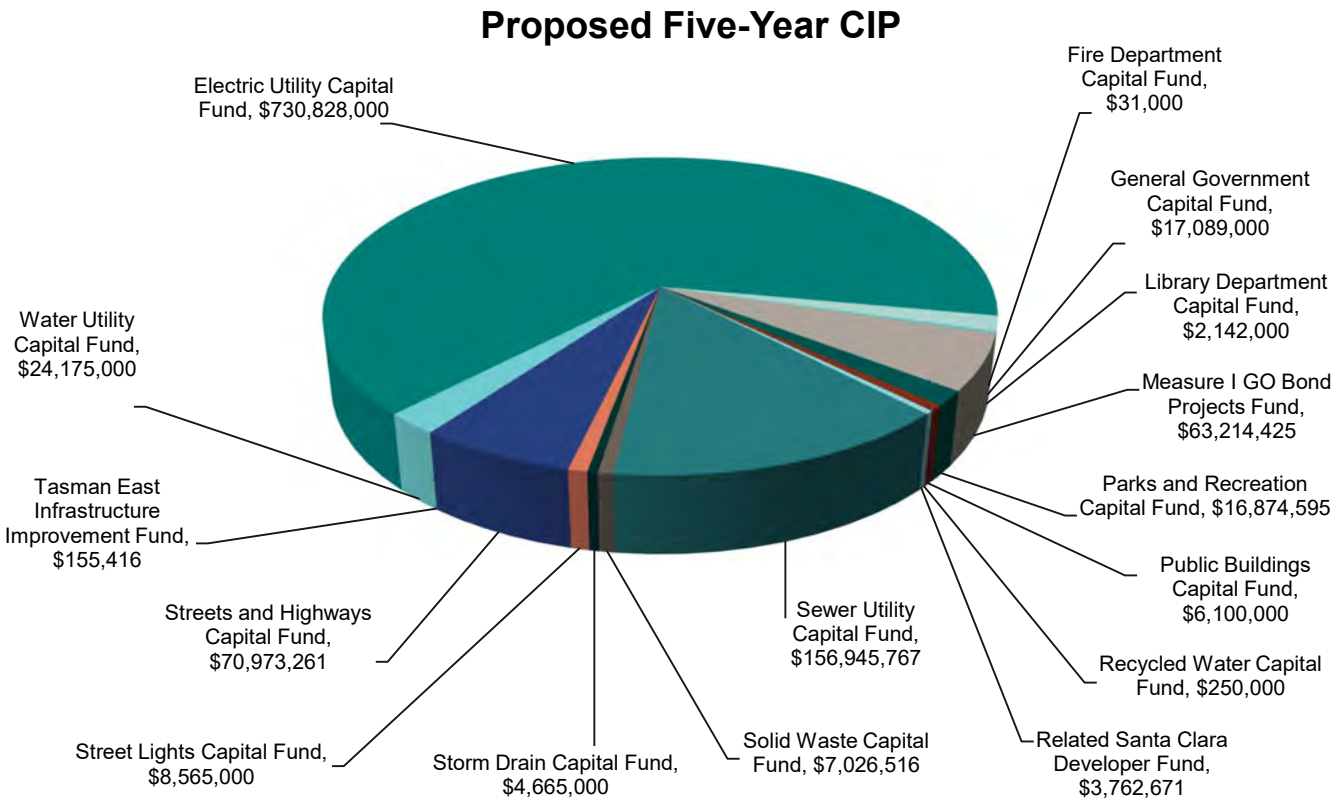

CAPITAL IMPROVEMENT PROGRAM UNFUNDED LIST

	Five-Year Unfunded Total
Administrative Facilities	
ADA Transition Plan Implementation (Public Buildings)	6,525,000
City Hall HVAC Rehabilitation Project	5,290,000
Electric Vehicle Charging (Fleet)	1,600,000
Morse Mansion Maintenance & Repair	150,000
Public Building Parking Lot Improvements	5,589,000
Repair to Historic Buildings	375,000
Repairs-Modifications to City Buildings	525,000
Stationary Standby Generators	8,165,000
Triton Museum Repair and Modifications	105,000
Administrative Facilities Unfunded Subtotal	**28,324,000**
Community Facilities	
Aged Infrastructure at Critical/Poor Buildings	49,434,406
Central Park Library – Front Exterior Lighting	529,000
Central Park Library – Tackable Walls - Acoustic Panels	39,500
Community Facilities Unfunded Subtotal	**50,002,906**
Convention Center	
Santa Clara Convention Center Condition Assessment Repair	10,396,410
Convention Center Unfunded Subtotal	**10,396,410**
Other Community Projects	
ADA Self Evaluation and Transition Plan Update	100,000
Other Community Projects Unfunded Subtotal	**100,000**
Parks and Trails	
Aged Infrastructure at Critical/Poor Parks	86,332,309
Park Improvements and Repairs	1,603,497
Parks and Trails Unfunded Subtotal	**87,935,806**
Storm Drain	
Storm Drain System Improvements	21,600,000
Storm Drain Unfunded Subtotal	**21,600,000**

CAPITAL IMPROVEMENT PROGRAM UNFUNDED LIST

	Five-Year Unfunded Total
Technology and Equipment	
Intranet Collaboration Suite Implementation	200,000
Technology and Equipment Unfunded Subtotal	**200,000**
Transportation	
ADA Transition Plan Implementation (Public Right of Way)	1,725,000
Annual Street Maintenance and Rehabilitation Program	17,750,000
Bridge Maintenance Program	2,520,000
De La Cruz Boulevard Class IV Bikeway Improvements	5,666,600
Median Islands Water Conservation and Drought Tolerant Landscape Improvements	2,592,000
Multimodal Improvement Plan Phase 1 Projects	740,000
Multimodal Improvement Plan Phase 2 Projects	1,340,000
Pruneridge Avenue Complete Streets Plan	3,700,000
Public Alley Pavement Maintenance and Rehabilitation	1,800,000
Sidewalk, Curb and Gutter Repair	2,679,305
Vision Zero Priority Corridor Improvements	11,300,000
Walsh Avenue Class IV Bikeway Study - Phase 2	2,500,000
Transportation Unfunded Subtotal	**54,312,905**
Five-Year Unfunded Total	**252,872,027**

Unfunded amounts do not capture all needs identified in the following plans:

- Parks and Recreation Master Plan Phase 1 (Years 1-5 in 2025 dollars) - $185 million to $260 million; new facilities planned for the later phases of the master plan
- Library Facilities Master Plan – over $55 million for existing and new facilities (2025 dollars)
- Vision Zero Action Plan - $350 million (2025 dollars) of capital improvements on the citywide high-injury network
- Storm Drain Master Plan - $290 million (in 2018 dollars) and the Storm Drain Pump Station Evaluation identified $3 million (2018 dollars) annually for pump station repair, maintenance and upgrades
- Santa Clara Bicycle Plan Update 2018 - $39.3 million (in 2018 dollars)
- Santa Clara Pedestrian Master Plan - $194.0 million (in 2019 dollars)
- Americans with Disabilities Act Self-Evaluation and Transition Plan (Draft) - $758.5 million (in 2024 dollars)
- Public buildings (e.g., new City Hall, existing City Hall, historic buildings, corporation yard)

CAPITAL IMPROVEMENT PROGRAM OPERATING IMPACTS

	FY 2026/27 Proposed	FY 2027/28 Proposed	FY 2028/29 CIP	FY 2029/30 CIP	FY 2030/31 CIP
Technology and Equipment					
City Hall Data Center HVAC Remediation	0	0	5,000	5,000	5,000
Replacement VOIP Phone System for Aging Mitel Connect	0	25,000	25,000	25,000	25,000
Technology and Equipment Operating Impacts Subtotal	**0**	**25,000**	**30,000**	**30,000**	**30,000**
Transportation					
Adaptive Signal System	11,550	12,128	12,734	13,371	14,040
Adaptive Signal System (Santana West Settlement Agreement)	510	520	530	540	550
Bassett and Laurelwood Bicycle Lanes	510	520	531	541	552
Changeable Message Signs	1,071	1,092	1,114	1,136	1,159
HAWK Beacon on Scott and Harrison	750	750	750	750	750
Traffic Calming (Santana West Settlement Agreement)	102	104	106	108	110
Traffic Pre-Emptors	11,730	11,965	12,204	12,448	12,697
Traffic Signal Management Software Upgrade/Replacement	0	16,538	17,364	18,232	19,144
Uncontrolled Crosswalks Improvements	780	796	812	828	845
Transportation Operating Impacts Subtotal	**27,003**	**44,413**	**46,145**	**47,954**	**49,847**
Five-Year Operating Impacts Total	**27,003**	**69,413**	**76,145**	**77,954**	**79,847**

CAPITAL IMPROVEMENT PROGRAM BUDGET BY EXPENDITURE CATEGORY

	FY 2026/27 Proposed	FY 2027/28 Proposed	FY 2028/29 CIP	FY 2029/30 CIP	FY 2030/31 CIP	Five-Year CIP Total
Expenditure Category						
Construction	143,561,999	116,124,886	171,879,858	54,534,458	103,767,571	**589,868,772**
Contingency/Miscellaneous	34,290,704	20,599,800	55,264,208	11,382,441	8,040,433	**129,577,586**
Engineering	44,551,128	15,537,676	15,313,320	12,721,641	5,662,283	**93,786,048**
Engineering Management Services	95,281	97,471	99,653	0	0	**292,405**
Equipment	124,498,000	60,752,000	13,520,000	35,249,000	4,075,000	**238,094,000**
Land	0	8,736,000	0	0	0	**8,736,000**
Personnel	13,344,853	10,868,122	9,019,827	11,406,168	7,803,870	**52,442,840**
Five-Year CIP Total	**360,341,965**	**232,715,955**	**265,096,866**	**125,293,708**	**129,349,157**	**1,112,797,651**

GENERAL OBLIGATION BOND PROGRAM SUMMARY

On November 5, 2024, voters in the City of Santa Clara approved ballot Measure I, the Public Facilities and Infrastructure Bond Measure. This general obligation (GO) bond authorizes the issuance of $400 million to help address over $600 million in unfunded infrastructure needs. City staff have identified priority projects within the Expenditure Plan, and the bond funding will provide a clear path forward for making essential repairs and improvements across Santa Clara. In September 2025 City Council voted unanimously to approve the Phase I project list and initiated the steps to issue bonds for the first $100 million dollar tranche. Bond sales were held in February 2026 to provide the necessary financing for the first tranche.

EXPENDITURE PLAN

The expenditure plan is broken down into the categories below. The detailed plan by project is provided at the end of this section, including the breakdown of projects funded with the first tranche of bond proceeds during FY 2025/26 and a description of those projects.

Fire Stations and Emergency Response **($142,235,450)**	Parks, Libraries, Senior Center, and Aquatics Facilities **($115,258,750)**	Storm Drain System Improvements **($46,000,000)**
Police Facilities **($43,987,500)**	Streets and Transportation **($41,170,000)**	Historic Buildings and Beautification **($9,200,000)**

PROJECTED TIMELINE

It is expected that the bonds will be issued in three phases and project delivery will go through 2036. This CIP reflects the projects from the first tranche of bond proceeds. The second and third tranches will be reflected in future CIPs.

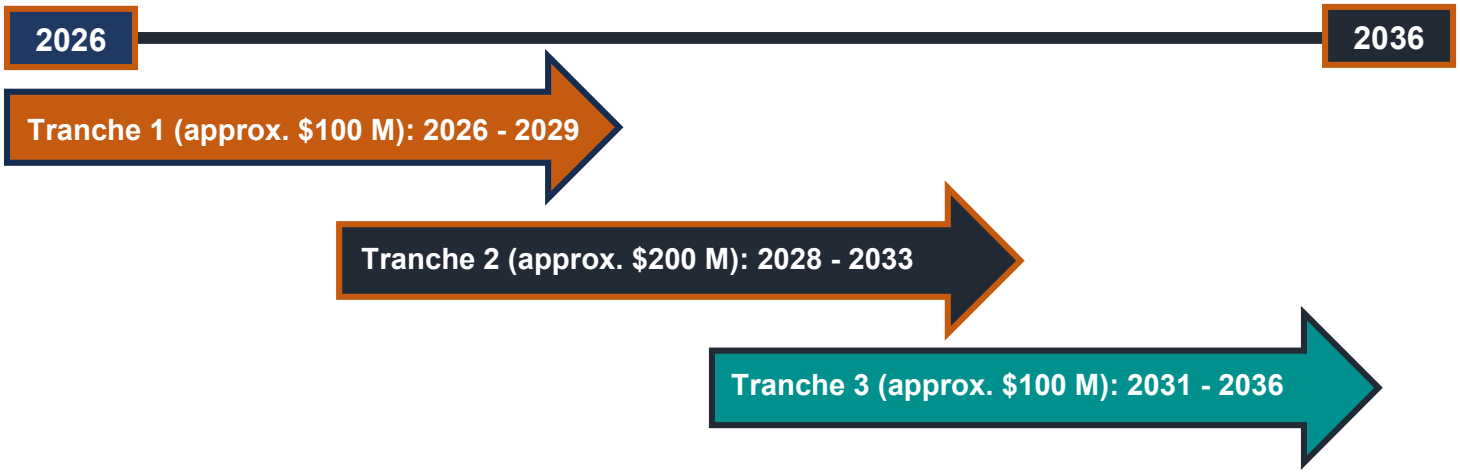

ACCOMPLISHMENTS

- **Emergency Operations Center (EOC) Security Upgrades Project** – The project includes the design and installation of perimeter fencing around the site and access gates to enhance site security. The project was successfully completed in November 2025 and partially funded by the Measure I Bond Program. Bond funding of $250,000 was used to support the EOC Security Upgrades Project.

Emergency Operations Center Security Upgrades Project

International Swim Center Rehabilitation Phase 1 Project Rendering

- **International Swim Center Rehabilitation Phase I Project** – This project will replace the pool decking, diving tower and all pumping and recirculation systems for the aging pools and facility. Construction started in March 2026 with anticipated completion in Fall 2027.

- **Henry Schmidt Park Playground Rehabilitation Project** – This project will renovate and modernize the playground facilities at Henry Schmidt Park. Upgrades include new equipment, enhanced safety features, and improved accessibility to ensure the playground meets community needs. The project was awarded for construction in November 2025 with anticipated completion in Spring 2027.

CIP PROJECT HIGHLIGHTS

- **Fire Station 5 Design and Fire Station 7 Study** – These projects will replace or renovate the existing fire stations to meet current and future operational needs. To expedite the delivery of these two projects, a Request for Proposals was issued to allow the City to select one or more consultants to complete the design for Fire Station 5 and conduct a preliminary study for Fire Station 7.

- **Parks and Storm Drain Improvement Projects** – Several projects, including the Warburton Park Playground Rehabilitation Project, Hope Street Drive Green Stormwater Infrastructure Project, Central Santa Clara Bicycle Pedestrian and Green Stormwater Infrastructure Project, and Bowers Avenue Underpass Storm Drain Pump Station Rehabilitation Project, are in different stages of the design phase with anticipated construction award dates beginning late 2026 through 2027.

Measure I Community Engagement

- **Streets and Transportation Projects** – These projects, including Street Resurfacing and Rehabilitation, ADA Improvements, Creek Trail Rehabilitation, and Bicycle Wayfinding, are in different stages of the design phase with anticipated construction award dates mid 2027 through 2028.

TRANSPARENCY AND ACCOUNTABILITY

- The bond proceeds can only be spent on projects and programs that serve Santa Clara and must align to the adopted Expenditure Plan, as it may be amended from time to time in accordance with the required process to amend the plan.
- With the exception of the project management and delivery costs, Bond proceeds cannot be used for employee salaries. The City's administrative costs are capped at 5% of the proceeds.
- The City is required to conduct annual independent performance audits and financial audits, and those audits will be submitted to the California State Auditor for review. The audits will be posted on the City's website.
- The City has appointed a Citizens' Oversight Committee, also known as the Bond Compliance Oversight Committee, to ensure that Bond proceeds are expended only for the purposes described in the measure approved by the voters.
- A separate fund has been established to account for the Bond proceeds and expenditures.
- At least annually, the Finance Director will report to the City Council on the actual bond proceeds and expenditures and the status of improvements.
- Bond proceeds cannot be used for improvements to Levi's Stadium, projects within 0.5 miles of Levi's Stadium (except improvements in existing residential neighborhoods designed to benefit those areas), or improvements that benefit any professional sports team.

Amending the Expenditure Plan

1. City staff review, analyze and make a recommendation on any proposed substantive amendment to the Expenditure Plan ("Amendment").
2. Prior to City Council consideration, any such proposed Amendment will first be submitted to the Bond Compliance Oversight Committee for their review and recommendation.
3. Any proposed Amendment requires the unanimous approval of the City Council.

BOND COMPLIANCE OVERSIGHT COMMITTEE

The Bond Compliance Oversight Committee consists of nine members selected by a lottery process and appointed by the City Council. The committee includes seven residents, one large business representative, and one small business representative (neither of which must be residents, but both must be either an owner or employee of a business headquartered within the City). Additionally, no business representative shall work for, have previously worked for, or be employed by a firm that provides services to any professional sports team within the City.

The role of the Bond Compliance Oversight Committee is to:

1. ensure that project implementation is consistent with all Bond measure requirements, including the terms of the Expenditure Plan;
2. review and report on annual audits;
3. review and provide recommendations to the City Council on any proposed amendment to the Expenditure Plan; and
4. inform the public concerning the expenditure of Bond proceeds.

Information on the Bond Compliance Oversight Committee is provided on the City's website: https://www.santaclaraca.gov/our-city/government/city-committees/measure-i-bond-compliance-oversight-committee.

Measure I General Obligation Bond Projects			
Project Areas	**First Tranche**	**Remaining Tranches**	**Total**
Street Resurfacing and Rehabilitation	$16,000,000	$7,000,000	$23,000,000
ADA Improvements	$5,000,000	$5,000,000	$10,000,000
Creek Trail Rehabilitation	$2,500,000	$0	$2,500,000
Bicycle Wayfinding	$300,000	$0	$300,000
Contingency/Escalation/Administration	$3,570,000	$1,800,000	$5,370,000
Streets and Transportation	**$27,370,000**	**$13,800,000**	**$41,170,000**
Fire Station 5 Replacement	$4,000,000	$23,000,000	$27,000,000
Fire Station 7 Replacement	$4,000,000	$23,000,000	$27,000,000
Fire Station 9 Replacement/Renovations	$0	$9,000,000	$9,000,000
Fire Station 1 Replacement/Renovations	$0	$58,000,000	$58,000,000
Fire Training Tower Renovation	$783,000	$0	$783,000
Various Fire Station Infrastructure Upgrades	$1,900,000	$0	$1,900,000
Contingency/Escalation/Administration	$1,602,450	$16,950,000	$18,552,450
Fire Stations and Emergency Response	**$12,285,450**	**$129,950,000**	**$142,235,450**
Police Department Drone First Responder Infrastructure	$50,000	$2,950,000	$3,000,000
Emergency Operations Center Infrastructure	$250,000	$0	$250,000
Police Training Facility	$250,000	$29,750,000	$30,000,000
Police Department Facility and Real-Time Crime Center Infrastructure	$150,000	$4,850,000	$5,000,000
Contingency/Escalation/Administration	$105,000	$5,632,500	$5,737,500
Police Facilities	**$805,000**	**$43,182,500**	**$43,987,500**
Renovation/Expansion of 3 Public Libraries		$7,100,000	$9,000,000
- Central Library Restrooms Remodeling & Access Control Redesign	$250,000		
- Central Library Lighting Control System Replacement	$250,000		
- Central Library Entry Auto Door System Replacement	$200,000		
- Central, Mission, and North side Libraries Renovation Designs	$1,200,000		
Senior Center Expansion/Renovation	$0	$9,500,000	$9,500,000
Community Aquatic Facility/ISC Renovation/Replacement		$20,800,000	$45,000,000
- Community ISC Aquatic Facility (Phase 1)	$22,200,000		
- Community ISC Aquatic Facility (Phase 2)	$2,000,000		
Bowers Park Renovations	$0	$4,400,000	$4,400,000
Earl Carmichael Park Playground Renovations	$0	$2,900,000	$2,900,000
Warburton Park Playground Renovations	$3,000,000	$0	$3,000,000
Henry Schmidt Park Playground Renovations	$4,325,000	$0	$4,325,000
Pickleball Court	$0	$1,600,000	$1,600,000
Mary Gomez Park Renovations	$0	$2,500,000	$2,500,000
Aged Parks & Buildings Infrastructure in Critical/Poor Condition	$0	$18,000,000	$18,000,000
Contingency/Escalation/Administration	$5,013,750	$10,020,000	$15,033,750
Parks, Library, Senior Center, and Aquatics Facilities	**$38,438,750**	**$76,820,000**	**$115,258,750**
Stormdrain System Improvements	$5,000,000	$11,423,000	$16,423,000
Storm Water Retention Basin Remediation	$0	$9,209,000	$9,209,000
Green Stormwater Infrastructure Design & Construction	$6,645,000	$0	$6,645,000
Lafayette St. Underpass at Subway Pump Station	$0	$4,946,000	$4,946,000
Bowers Ave Underpass SDPS Rehabilitation	$2,030,000	$0	$2,030,000
SDPS Motor and Control Replacement	$347,000	$0	$347,000
Stormdrain Pump Station Outfall Reconstruction Program	$250,000	$0	$250,000
Stormdrain Renovations	$150,000	$0	$150,000
Contingency/Escalation/Administration	$2,163,300	$3,836,700	$6,000,000
Storm Drain System Improvements	**$16,585,300**	**$29,414,700**	**$46,000,000**
Street/Median Beautification Improvements	$0	$4,000,000	$4,000,000
Renovations to Historic Buildings	$0	$3,000,000	$3,000,000
Triton Museum Improvements	$1,000,000	$0	$1,000,000
Contingency/Escalation/Administration	$150,000	$1,050,000	$1,200,000
Historic Buildings and Beautification	**$1,150,000**	**$8,050,000**	**$9,200,000**
	$2,000,000	**$0**	**$2,000,000**
Total	**$ 98,634,500**	**$ 301,217,200**	**$ 399,851,700**

TRANCHE 1 PROJECT DESCRIPTIONS

Projects	Tranche 1 Total	Project Description
Streets and Transportation		
Street Resurfacing and Rehabilitation	$16,000,000	Projects under this category will implement previously unfunded pavement rehabilitation work on arterial and collector streets based upon pavement condition surveys and analysis through the City's Pavement Management System. The pavement projects include placing surface seals, resurfacing, reconstruction and other miscellaneous related work.
ADA Improvements	$5,000,000	This project will implement portions of the City's Americans with Disabilities Act (ADA) Self Evaluation and Transition Plan. The primary focus will be mitigating deficiencies shown in the report related to curb ramps, sidewalk, and traffic signal push buttons to help mitigate barriers for accessibility in the public right-of-way.
Creek Trail Rehabilitation	$2,500,000	This project will implement pavement preventative maintenance and rehabilitation for portions of the San Tomas Aquino Creek Trail. The work includes surface seals, resurfacing, reconstruction and other miscellaneous related work.
Bicycle Wayfinding	$300,000	This project will implement new bicycle wayfinding in portions of the City based on recommendations from the City's Bicycle and Pedestrian Advisory Committee (BPAC).
Contingency/Escalation/ Administration (15%)	$3,570,000	This project sets aside funds for contingency, escalation, and project administration.
Total Tranche 1	**$27,370,000**	
Fire Stations and Emergency Response		
Fire Station 5 Replacement	$4,000,000	This project will fund the facility assessment and design phase of the Fire Station 5 Replacement project. Upon completion of the design, the project will transition to construction development.
Fire Training Tower Renovation	$783,000	This project supplements existing Capital Improvement Program resources to complete the renovation of the Fire Training Tower.
Fire Station Security Upgrade	$1,900,000	Funds will be used to install new perimeter fencing and gates at Fire Stations 1, 3, 4, and 8. These security upgrades will safeguard facilities, equipment, and personnel.

Projects	Tranche 1 Total	Project Description
Fire Station 7 Replacement	$4,000,000	A facility assessment will provide a comprehensive evaluation of Fire Station 7, including its current condition, facility needs, and future use requirements. Upon determination of future path forward, the design phase and fieldwork study will be implemented.
Contingency/Escalation/ Administration (15%)	$1,602,450	This project sets aside funds for contingency, escalation, and project administration.
Sub-Total Tranche 1	**$12,285,450**	
Police Facilities		
Real Time Intelligence Center (RTIC) Feasibility	$150,000	This project will fund a study to evaluate the feasibility of expanding the existing Police Headquarters to include a Real Time Intelligence Center (RTIC). The RTIC would integrate emerging technologies, including drone support, to provide real-time situational awareness and enhance operational effectiveness for police staff.
Police Training Facility Feasibility and Assessment	$250,000	This funding will support the identification and evaluation of potential sites for a new police training facility. The work will include site feasibility analysis, assessments, and the preparation of conceptual design options to inform future planning and development.
Police Department Drone First Responder Infrastructure	$50,000	This project will fund a feasibility study, schematic design, and project phasing plan for adding dedicated space at Police Headquarters to support the Drone First Responder Program.
Emergency Operations Infrastructure	$250,000	These funds are allocated for the installation of new perimeter fencing and security gates at the Emergency Operations facility.
Contingency/Escalation/ Administration (15%)	$105,000	This project sets aside funds for contingency, escalation, and project administration.
Sub-Total Tranche 1	**$805,000**	
Parks, Library, Senior Center, and Aquatics Facilities		
Community Aquatic Facility/ISC Renovation/Replacement *(ISC Phase 1 only)*	$22,200,000	Phase 1 includes the preparation of design and construction documents, along with targeted facility improvements and construction. Rehabilitation efforts will focus on replacing pool decking, recirculation plumbing, boilers, and perimeter gutter systems for all pools. The dive tower will be replaced to meet the latest building codes and aquatic competition regulations.
Community Aquatic Facility/ISC Renovation/Replacement *(ISC Phase 2 Design)*	$2,000,000	Phase 2 will prepare schematic designs for an administrative building, repair the existing bleachers and roof, and make improvements to accessory buildings near the bleacher area.

Projects	Tranche 1 Total	Project Description
Warburton Park Playground Renovations	$3,000,000	The project will deliver a comprehensive renovation of Warburton Park's playground facilities. Planned improvements include new play structures, safety surfacing, landscaping, and accessibility upgrades to create a safe, inclusive, and engaging play environment for children.
Henry Schmidt Park Playground Renovations	$4,325,000	This project will renovate and modernize the playground facilities at Henry Schmidt Park. Upgrades will feature new equipment, enhanced safety features, and improved accessibility to ensure the playground meets community needs.
Central Park Library Restrooms Remodeling & Access Control Redesign	$250,000	This project consists of two components. The first is design services for potential redesign and renovation of five public restrooms located on the 1st and 2nd floors of the Central Park Library. The second component involves replacing the existing Access Control Unit and reprogramming access corridors to improve security and functionality.
Central Park Library Lighting Control System Replacement	$250,000	This project will replace the library's aging Lighting Control System, which has reached the end of its useful life and is no longer supported by the manufacturer.
Central Park and Mission Libraries Main Entry Auto Door System Replacement	$200,000	This project will replace three automatic entry door systems that have reached the end of service life. The scope includes two systems at the Central Park Library and one system at the Mission Branch Library, ensuring continued accessibility and convenience for patrons.
Central Park, Mission and Northside - Libraries Study and Designs	$1,200,000	This funding will support anticipated design costs identified in the Facilities Master Plan. The scope includes studies and design work for improvements across the Central Park, Mission, and Northside Libraries to guide future renovations and upgrades.
Contingency/Escalation/ Administration (15%)	$5,013,750	This project sets aside funds for contingency, escalation, and project administration.
Sub-Total Tranche 1	**$38,438,750**	
Storm Drain Systems Improvements		
Storm Drain System Improvements	$5,000,000	This project will implement previously unfunded work recommended in the City's Storm Drain Master plan (SDMP) to eliminate potential flooding in areas of the City. The initial focus will be on constructing storm drain pipes, manholes, inlets, and other miscellaneous work along Harrison St. east of San Tomas Aquino Creek.

Projects	Tranche 1 Total	Project Description
Green Stormwater Infrastructure Design & Construction	$6,645,000	The Municipal Regional Stormwater NPDES Permit (MRP 3.0) issued by the State requires the City to initiate the installation of green stormwater infrastructure (GSI) that will treat five acres of stormwater runoff by June 30, 2027. This project will implement GSI treatment in locations such as Hope Drive and Lincoln Street from El Camino Real to Warburton Avenue.
Bowers Ave Underpass SDPS Rehabilitation	$2,030,000	This project funds reconstruction of the Bowers Avenue underpass storm pump station. The work includes items such as pumps, control panels, fencing, security features, and other miscellaneous upgrades.
SDPS Motor and Control Replacement	$347,000	This funding will support replacement of motors and controls at various City pump stations.
Storm Drain Pump Station Outfall Reconstruction Program	$250,000	This funding will support the reconstruction related to various storm drain outfall locations.
Storm Drain Renovations	$150,000	This funding will support the reconstruction related to storm drain facilities.
Contingency/Escalation/ Administration (15%)	$2,163,300	This project sets aside funds for contingency, escalation, and project administration.
Sub-Total Tranche 1	**$16,585,300**	
Historic Buildings, Beautification and Energy Efficiency		
Triton Museum Improvements	$1,000,000	This funding will support the Triton Museum Roof Replacement project which has previously been unfunded in the City's budget.
Contingency/Escalation/ Administration (15%)	$150,000	This project sets aside funds for contingency, escalation, and project administration.
Sub-Total Tranche 1	**$1,150,000**	
Bond Issuance Costs		
Bond Issuance Costs	$2,000,000	This reflects the projected bond issuance costs associated with the $400 million GO Bond program
Total Tranche 1	**$98,634,500**	

Summary of Budgeted Positions by Department/Office

	FY 2024/25 Adopted	FY 2025/26 Adopted	FY 2026/27 Adopted	FY 2026/27 Change	FY 2026/27 Amended
Positions by Department/Office					
Mayor and City Council Offices	10.00	10.00	10.00	0.00	10.00
City Attorney's Office	8.00	11.00	11.00	0.00	11.00
City Auditor's Office	2.00	2.00	2.00	0.00	2.00
City Clerk's Office	7.00	7.00	7.00	0.00	7.00
City Manager's Office/Non-Departmental	19.00	22.00	22.00	3.00	25.00
Community Development Department	79.00	84.00	84.00	2.00	86.00
Electric Utility Department	223.00	235.00	235.00	(8.00)	227.00
Finance Department	71.75	78.75	78.75	17.00	95.75
Fire Department	173.50	175.50	169.50	0.00	169.50
Human Resources Department	15.00	16.00	16.00	4.00	20.00
Information Technology Department	7.00	8.00	8.00	0.00	8.00
Library Department	42.75	42.75	42.75	0.25	43.00
Parks and Recreation Department	77.75	79.00	79.00	6.00	85.00
Police Department	231.00	231.00	234.00	0.00	234.00
Department of Public Works	119.50	123.50	124.50	6.00	130.50
Water and Sewer Utilities Department	73.00	73.00	73.00	0.00	73.00
Total Budgeted FTE by Dept./Office	**1,159.25**	**1,198.50**	**1,196.50**	**30.25**	**1,226.75**

Note: The positions above represent all funded positions. This excludes positions that remain frozen as described in the Summary of Frozen Positions by Department included later in this section.

FY 2026/27 Proposed Budget Changes (Net Addition of 30.25 positions from FY 2026/27 Adopted to FY 2026/27 Amended)

Base Changes (Actions Approved During FY 2025/26)

A net 6.0 positions were added during FY 2025/26 after the adoption of the budget (1.0 position added through Report to Council 25-773, 3.0 positions added through Report to Council 25-725, and a net 2.0 positions added through Report to Council 26-249) as detailed below.

- **Community Development Department:** add 1.0 Communications Coordinator, 1.0 Business Analyst position, and 1.0 Senior Planner position; delete of 1.0 Staff Analyst II.
- **Electric Utility Department:** add 1.0 Electric Program Manager position, 1.0 Senior Electric Utility Engineer position, 1.0 Electric Utility Engineer position, and 1.0 Management Analyst position.

Proposed Changes

A net 24.25 positions are recommended as part of the FY 2026/27 and FY 2027/28 Proposed Capital Improvement Program Budget as described below.

- **City Manager's Office/Non-Departmental:** add 1.0 Senior Management Analyst position to support small businesses including providing assistance through the development process, partially supported by the Building Development Services Fund. Unfreeze 1.0 Senior Management Analyst position to provide analytical and administrative support. Reallocate 1.0 Management Analyst from the Public Works Department to Non-Departmental to support the Measure I general obligation bond implementation.
- **Electric Utility Department:** add 1.0 Electric Program Manager position and 1.0 Staff Aide II position to support the Public Benefits Program, 1.0 Management Analyst position to support the engineering function, and 1.0 Key Customer Service Representative position to support the Key Accounts team. Additionally, reallocate 16.0 positions from the Electric Utility Department to the Finance Department to reflect an updated organizational structure under which the Business Services Division is moved to the Finance Department.
- **Finance Department**: add 1.0 Management Analyst position, funded by the Electric Utility Fund to support the SVP Business Services Division. Additionally, reallocate 16.0 positions to the Finance Department from the Electric Utility Department to reflect an updated organizational structure.
- **Human Resources Department:** add 2.0 Management Analyst positions to support safety and wellness, 1.0 Management Analyst position to support SVP (funded by the Electric Utility Fund), and 1.0 Human Resources Technician position.
- **Library Department:** Increase 0.25 FTE of an existing Office Specialist II position (from 0.75 to 1.0 FTE) to support Library Department administration.
- **Parks and Recreation Department:** as a result of an organizational review, add 1.0 Assistant Director of Parks & Recreation position, 1.0 Division Manager position, 1.0 Parks Construction, Maintenance & Repair Manager position, 2.0 Recreation Coordinator positions, 3.0 Office Assistant positions, 1.0 Management Analyst position in the Parks & Recreation Department. These adds are partially offset by recommended deletions of 1.0 Deputy Parks & Recreation Director position, 1.0 Recreation Manager position, and 1.0 Park Maintenance Crafts Worker position.
- **Public Work Department:** As a result of an organizational review, add 1.0 Assistant Director position, 1.0 Division Manager position, 2.0 Senior Engineer (Civil) positions, 1.0 Associate Engineer position, 2.0 Automotive Technician I positions (with a two-year term limit), and 1.0 Assistant Engineer (restore previously frozen position) in the Department of Public Works. These adds are partially offset by a recommended deletion of 1.0 Deputy Director position. Additionally, a reallocation of 1.0 Management Analyst position from the Department of Public Works to Non-Departmental is recommended to reflect the shift of the position that supports the Measure I general obligation bond implementation.

Summary of Budgeted Positions by Fund

	FY 2024/25 Adopted	FY 2025/26 Adopted	FY 2026/27 Adopted	FY 2026/27 Change	FY 2026/27 Amended
Positions by Fund					
General Fund (001)	729.57	744.51	760.51	11.85	772.36
Special Revenue Funds					
Building Development Services (155)	51.71	55.21	55.21	2.00	57.21
City Affordable Housing (165)	1.95	2.00	2.00	(0.15)	1.85
Convention Center Maintenance District (026)	0.10	0.10	0.10	0.00	0.10
Downtown Parking Maintenance District (025)	0.50	0.50	0.50	0.00	0.50
Fire CUPA Fund (159)	0.00	3.95	3.95	0.25	4.20
Fire Development Services (158)	9.04	10.45	10.45	(0.25)	10.20
Fire Operating Grant Trust (178)	18.00	18.00	0.00	0.00	0.00
Housing and Urban Development (562)	0.00	2.75	2.75	(0.05)	2.70
Housing Authority (164)	0.65	0.45	0.45	0.05	0.50
Housing Successor (169)	1.25	1.60	1.60	0.10	1.70
Subtotal Special Revenue Funds	**83.20**	**95.01**	**77.01**	**1.95**	**78.96**
Enterprise Funds					
Cemetery (093)	5.00	5.00	5.00	0.00	5.00
Convention Center Enterprise (860)	0.90	0.90	0.90	0.00	0.90
Electric (091, 191)	223.50	235.50	235.50	14.00	249.50
Recycled Water (097)	4.10	5.05	5.05	0.00	5.05
Sewer Utility (094)	22.25	23.15	23.15	0.00	23.15
Solid Waste (096)	7.30	7.30	7.30	0.10	7.40
Water Utility (092)	46.65	44.80	44.80	0.00	44.80
Subtotal Enterprise Funds	**309.70**	**321.70**	**321.70**	**14.10**	**335.80**
Internal Service Funds					
Fleet Management (053)	14.65	14.70	14.70	2.30	17.00
Information Technology Services (045)	7.00	8.00	8.00	0.00	8.00
Public Works Capital Projects Management (044)	14.13	14.13	14.13	0.30	14.43
Subtotal Internal Service Funds	**35.78**	**36.83**	**36.83**	**2.60**	**39.43**
Capital Improvement Program Funds					
Related Santa Clara Developer (540)	1.00	0.45	0.45	(0.25)	0.20
Subtotal Capital Improvement Program Funds	**1.00**	**0.45**	**0.45**	**(0.25)**	**0.20**
Total Budgeted FTE by Fund	**1,159.25**	**1,198.50**	**1,196.50**	**30.25**	**1,226.75**

Summary of Frozen Positions by Department

Department	Classification	FY 2025/26 Adopted	FY 2026/27 Proposed
City Auditor's Office	City Auditor	1.00	1.00
City Manager's Office	Assistant City Manager	1.00	1.00
City Manager's Office	Senior Management Analyst	1.00	0.00
Community Development	Associate Planner	1.00	1.00
Community Development	Office Specialist II	0.75	0.75
Finance	Office Specialist III	1.00	1.00
Fire	Quality Improvement Nurse	0.75	0.75
Parks and Recreation	Grounds Maintenance Worker I	1.00	0.00
Parks and Recreation	Grounds Maintenance Worker II	2.00	0.00
Parks and Recreation	Office Specialist II	1.00	0.00
Police	Police Officer	2.00	2.00
Police	Police Sergeant	1.00	1.00
Public Works	Assistant Engineer	1.00	0.00
Public Works	Automotive Technician III	1.00	0.00
Public Works	Street Maintenance Worker I	1.00	0.00
Public Works	Street Maintenance Worker III	3.00	0.00
Public Works	Street Maintenance Worker IV	1.00	1.00
Non-Departmental	Deputy City Manager	1.00	1.00
Non-Departmental	Office Specialist III	1.00	1.00
	Total Positions Frozen	**22.50**	**11.50**

Related Santa Clara Project Positions

Community Development	Senior Inspector	1.00	1.00
Fire	Deputy Fire Marshal II	1.00	1.00
Fire	Fire Protection Engineer	1.00	1.00
Public Works	Associate Engineer (Civil)	1.00	1.00
Public Works	Principal Engineer	1.00	1.00
Public Works	Public Works Inspector	1.00	1.00
Public Works	Senior Engineer (Civil)	1.00	1.00
	Total Related Positions Frozen	**7.00**	**7.00**

The FY 2025/26 Adopted list reflects the frozen positions by department, including the following:

- The remaining 16.50 positions as approved by City Council on March 9, 2021, as part of the COVID-19 Phase 1 Budget Rebalancing;
- 5.0 positions frozen on June 22,2021 (Agenda Item 5.0 – Report to Council 21-526);
- 1.0 position frozen as part of the FY 2023/24 and FY 2024/25 Adopted Operating Budget (1.0 City Auditor); and
- 7.0 positions originally funded by Related but are frozen beginning in FY 2023/24 based on discussions with Related, including 1.0 Senior Inspector in the Community Development Department, 1.0 Deputy Fire Marshal II and 1.0 Fire Protection Engineer in the Fire Department, and 1.0 Associate Engineer, 1.0 Principal Engineer, 1.0 Senior Civil Engineer, and 1.0 Public Works Inspector in the Department of Public Works.

The FY 2026/27 Proposed list reflects the removal of the following positions:

- Positions restored in this budget:
    - 1.0 Senior Management Analyst position in the City Manager's Office; and
    - 1.0 Assistant Engineer position in the Department of Public Works
- Position changes based on organizational reviews:
    - 1.0 Grounds Maintenance Worker I position, 2.0 Grounds Maintenance Worker II positions, and 1.0 Office Specialist II position in the Parks and Recreation Department; and
    - 1.0 Automotive Technician III position, 1.0 Street Maintenance Worker I position, and 3.0 Street Maintenance Worker III positions in the Department of Public Works.

The FY 2025/26 and FY 2026/27 list excludes all positions that have been restored, including the following:

- 1.0 Deputy City Clerk position in the City Clerk's Office;
- 1.0 Assistant City Attorney position and 1.0 Legal Office Specialist in the City Attorney's Office;
- 1.0 Assistant City Manager position in the City Manager's Office;
- 1.0 Division Manager in the Human Resources Department;
- 12.0 Firefighter positions in the Fire Department;
- 1.0 Office Specialist II position, 2.0 Police Records Specialist positions, 2.0 Police Officer positions and 4.0 Community Service Officer positions in the Police Department. An additional 1.0 Police Sergeant position and 2.0 Police Officer positions are restored as part of this budget in FY 2026/27; and
- 1.0 Associate Engineer position in the Department of Public Works.

This page is intentionally left blank.

DEBT SERVICE

Overview

Under the authority of the City Manager, the City executes debt instruments, oversees the accounting and reporting of debt, administers debt proceeds, manages continuing disclosure and debt compliance requirements, and makes debt service payments, while acting with prudence, diligence, and attention to prevailing economic conditions.

The City of Santa Clara uses debt financing as a tool to maintain its long-term financial stability by paying for certain expenditures over time. Debt financing is also a tool for managing cash flow when large, one-time outlays are required as in the case of constructing a new building or large-scale upgrades to infrastructure. This section provides a summary of the City's debt service for the ten-year forecast period. Included is the Computation of Legal Debt Margin, which calculates the City's debt limit as defined by the City Charter. Also included is a debt service schedule representing the currently outstanding debt of the City.

Debt Policies

The Santa Clara City Charter, Section 1309, limits the allowable bonded indebtedness of the City to 15% of the total assessed valuation of property within the City, exclusive of revenue bonds or any indebtedness that has been or may be incurred for the purposes of acquiring, constructing, extending, or maintaining municipally owned utilities, for which purposes a further indebtedness may be incurred by the issuance of bonds, subject only to the provisions of the State constitution and the City Charter.

Section 1321 of the City Charter further provides for the issuance of revenue bonds when authorized at an election as provided therein. The City Charter also gives City Council the power to issue revenue bonds to finance the generation, production, transmission and distribution of electric energy, including the acquisition and/or construction of lands and facilities therefore, without authorization at an election.

The City's Debt Management Policy provides guidance for the issuance of bonds and other forms of indebtedness to finance land acquisition, construction, equipment, and other capital requirements of the City. While the issuance of debt is an appropriate method of financing capital projects and major equipment acquisitions, such issuance shall be carefully monitored.

The issuance of debt shall be closely aligned with the cash flow requirements of the projects being financed. Within the limitations of the City Charter, determining the amount of indebtedness the City can afford begins by assessing the sufficiency of future revenues. The amount of debt issued is based on the requirements of the approved Capital Improvement Program, subject to the condition that sufficient revenues are projected to be available to pay debt service. Factors such as debt service coverage requirements outlined in the bond indentures, the impact on the residents (tax rates), and any impact on the bond ratings will be carefully considered. Different factors are considered for each type of credit. For example, electric, water or sewer bonds will take into consideration the impact on customer utility rates. Other factors such as providing debt capacity for future programs and existing and forecasted fund balances, including reserves, will also be taken into consideration.

The City believes that debt is an equitable means of financing projects and represents an important source to meet fiscal responsibilities. The City obtains and maintains long-term debt for large capital improvement projects. The Finance Department manages the City’s debt with prudence, diligence, and with attention to prevailing economic conditions and applicable laws. It manages issuance of debt, administers debt proceeds, prepares ongoing disclosure, handles debt and tax compliance, and makes debt service payments. City departments with debt-financed capital programs coordinate with the Finance Department in implementing and handling debt-related transactions. Semiannual updates are prepared by the Finance Department on outstanding debt for the City of Santa Clara, its Agencies and Corporations. This report is presented as a standard management practice that provides a valuable overview of the current status of the City’s long-term debt

obligations. The current City Council approved debt policy can be found online here: https://www.santaclaraca.gov/home/showpublisheddocument/88514/638991653950200000.

Long-Term Debt Planning

The City employs a comprehensive multi-year, long-term capital improvement planning program that is updated every two years. Debt management is a major component of the financial planning model which incorporates projected financing needs for infrastructure development that is consistent with the City's growth, while at the same time measuring and assessing the cost and timing of any debt issuance.

Credit Rating

The City seeks to obtain and maintain the highest possible credit ratings for all categories of short- and long-term debt. The City's bonds are rated favorably by major bond rating agencies, S&P Global, Moody's Ratings and Fitch Ratings. Maintaining high bond ratings has resulted in a broader market for the City's bonds and lower interest costs to the City.

S&P Global raised the City's issuer credit rating (ICR) to 'AAA' and the Certificates of Participation long-term rating and underlying rating (SPUR) to 'AA+' in January 2026. At the same time, S&P Global assigned 'AAA' long-term rating to the Series 2026A and Series 2026B of the City's General Obligation (GO) bonds. Moody's Ratings concurrently assigned 'Aaa' rating to the City's Series 2026A and Series 2026B of GO bonds and issuer rating in January 2026.

The City's Electric Revenue Bonds, Series 2018A and Series 2024A, are affirmed and rated 'AA-' by Fitch Ratings in September 2025 and by S&P Global in September 2024. The City's 2023 Wastewater Certificates of Participation was rated 'AAA' by S&P Global in October 2023.

Public Facilities Financing Corporation

The City of Santa Clara Public Facilities Financing Corporation (PFFC) was formed in 1997 for the purpose of issuing Certificates of Participation (COPs) to provide financing for the construction of major City facilities. Members of the City Council are also members of the PFFC Board. Debt service on COPs is secured by lease payments made by the City's General Fund to the PFFC for use of the constructed facilities for public purposes. In accordance with lease agreements, the PFFC assigns lease payments received from the City to the trustee for payment to the certificate holders.

Long-Term Debt Obligations

General Obligation (GO) Bonds are issued to fund the acquisition and improvement of real property and are usually issued at lower interest rates than other financing instruments due to their lower repayment risk. GO bonds are payable solely from ad valorem property taxes levied within the City and require two-thirds voter approval to be issued.

Certificates of Participation (COPs) are a debt instrument evidencing a pro-rata share in a specific pledged revenue source, usually lease payments. These lease payments are typically secured by an installment sale or leaseback agreement. Revenues are pledged to pay lease payments, and such lease payments are used to pay debt service on the COPs. The lessor typically assigns the lease and the payment to a trustee, which distributes the payments to certificate holders. These obligations do not constitute indebtedness under the State constitutional debt limitation and are not subject to voter approval.

Lease Revenue Bonds are a lease obligation secured by a leaseback arrangement with a public entity, where general operating revenues are pledged to pay the lease payments, and in turn are used to pay debt service on the debt. These obligations do not constitute indebtedness under the State constitutional debt limitation and are not subject to voter approval.

In connection with COPs and Lease Revenue Bonds, payments to be made under valid leases are payable only in the year in which use and occupancy of the leased property is available, and lease payments may not be accelerated. Lease financing requires the fair market rental value of the leased property to be equal to or greater than the required debt service

or lease payment schedule. The governmental lessee is obligated to place in its annual budget the rentals that are due and payable during each fiscal year the lessee has use of the leased property.

Installment Sale Agreements are debt obligations secured by the assignment of installment payments required to be paid by the City from certain pledged revenues, such as revenues from an enterprise, in an amount sufficient to pay the installment payments, including interest. The City's outstanding Installment Sale Agreement is payable solely from the City's Sewer Utility and is not secured by any pledge of ad valorem taxes or General Fund revenues of the City. These obligations do not constitute indebtedness under the State constitutional debt limitation and are not subject to voter approval.

Revenue Bonds are obligations payable from revenues generated by specific enterprise. The City's outstanding utility Revenue Bonds are payable solely from the City's Electric Utility Enterprise Fund and are not secured by any pledge of ad valorem taxes or General Fund revenues of the City and may be authorized by City Council.

Summary of FY 2026/27 Debt Service and Ten-Year Schedule

The FY 2026/27 Amended Operating Budget includes $48,265,995 in debt service for FY 2026/27. A ten-year debt service schedule is shown herein.

Election of 2024 General Obligation Bonds, 2026 Series A and 2026 Series B

On November 5, 2024, voters in the City of Santa Clara approved Measure I, the Public Facilities and Infrastructure Bond Measure. Measure I authorized the City to issue up to $400 million in General Obligation (GO) bonds to help address unfunded infrastructure needs, including aging fire stations, storm drain systems, and aquatic facilities. City Council approved a bond Expenditure Plan. Priority projects were identified and listed in an approved phase one Project List, totaling $96.63 million, funded by the issuance of the 2026 Bonds.

These GO bonds are not a debt or liability of the City or the City's General Fund but are payable solely from ad valorem property taxes to be levied within the City.

On February 24, 2026, $97.125 million principal amount of 2026 Bonds were issued at aggregate true interest rate (TIC) of 3.77% with two series as listed below.

- 2026 Series A

  $71.645 million of Series A Bonds were issued at TIC of 3.81%; they have a final maturity in 2055, with semiannual debt service payments beginning August 1, 2026, and bear coupon rates ranging from 4% to 5%.

- 2026 Series B

  $25.480 million of Series B Bonds were issued at TIC of 1.75%; they have a final maturity in 2027, with semiannual debt service payments beginning August 1, 2026, and bear a coupon rate of 5%. The Series B Bonds are issued as qualified 501(c)(3) tax-exempt bonds for federal and state of California tax purposes and the proceeds of this series will be allocated to renovation of two projects, the International Swim Center and the Triton Museum, that have substantial private use by qualified 501(c)(3) organizations.

2013 Refunding Certificates of Participation (Central Park Library Project)

On March 28, 2013, the PFFC issued $18.54 million of Refunding Certificates of Participation (2013 COPs) to provide funds to refund outstanding 2002A Certificates of Participation, which were originally issued to provide financing to build a new Central Park Library. The 2013 COPs mature annually beginning February 1, 2014, through February 1, 2032, and bear coupon rates ranging from 2.00% to 3.75%. Debt service is secured by lease payments to be made by the City to the PFFC for use of the library site. The PFFC assigns the lease payments to the certificate owners.

Installment Sale Agreement, Series 2016 (Trimble Road Sewer Project)

On March 8, 2016, the City entered into a $12.0 million Installment Sale Agreement (the "ISA") with the PFFC to provide funds for the Trimble Road Trunk Sanitary Sewer Improvement Project. The PFFC entered into a separate Assignment Agreement with DNT Asset Trust, a wholly owned subsidiary of JPMorgan Chase National Association (the "Agreement"), to assign its rights under the Installment Sale Agreement to DNT Asset Trust. The Agreement has an interest rate of 2.14% and semiannual payments are due beginning August 1, 2016, through February 1, 2031. Installment payments on the Agreement are secured by a pledge of net revenues of the Wastewater System.

Wastewater Revenue Certificates of Participation, Series 2023 (Green Bonds – Climate Bond Certified)

On October 24, 2023, the PFFC issued $34.59 million of Wastewater Revenue Certificates of Participation (2023 Wastewater COPs) to refund $20.0 million outstanding Series 2020 ISA and fund an additional $15.0 million of improvements for the San Jose/Santa Clara Regional Wastewater Facility Project (Project). The 2023 Wastewater COPs mature annually beginning February 1, 2025, through February 1, 2049, and bear coupon rates ranging from 4.25% to 5.00%. Debt Service is secured by a pledge of net revenues of the Wastewater System in installment payments to be made by the City to the PFFC for use of the Project. The PFFC assigns the lease payments to the certificate owners. This new issuance is on a parity with the obligations of the Series 2016 Trimble Road ISA.

Senior Revenue Bonds, Series 2018A, Series 2024A

- Electric Revenue Refunding Bonds, Series 2018A

  On December 18, 2018, Silicon Valley Power (SVP) issued $48.80 million of Electric Revenue Refunding Bonds, Series 2018A (Electric 2018A Bonds) to refinance $54.58 million outstanding principal amount of Variable Rate Demand Electric Revenue Bonds, Series 2008B and terminate a related interest rate swap transaction. The Electric 2018A Bonds mature annually beginning on July 1, 2019, through July 1, 2027, and bear coupon rates of 5.00%. Debt service on the Electric 2018A Bonds is secured by a pledge of net revenues of the Electric Utility Fund.

- Electric Revenue Bonds, Series 2024A

  On October 23, 2024, SVP issued $112,175,000 of Electric Revenue Bonds, Series 2024 A (Electric 2024A Bonds), to provide funding for several of its capital projects in the System Expansion Plan. These projects include Kifer Receiving Station (KRS) rebuild, Scott Receiving Station (SRS) rebuild, and Northern Receiving Station (NRS) upgrades and expansion. The Electric 2024A Bonds mature annually beginning on July 1, 2025, through July 1, 2044, and bear coupon rate of 5%, with optional redemption for bonds with maturities after July 1, 2035. Debt service on the Electric 2024A Bonds is secured by a pledge of net revenues of the Electric Utility Fund.

Subordinate Electric Revenue Refunding Bonds, Series 2020-1, 2020-2, and 2020-3

- Series 2020-1 Bonds

  On April 10, 2020, SVP issued $52.985 million of Subordinate Electric Revenue Refunding Bonds, Series 2020-1 (Electric 2020-1 Bonds) to refinance $54.83 million outstanding principal amount of Electric Revenue Refunding Bonds, Series 2011 A. The Electric 2020-1 Bonds bear 1.74% coupon rates, mature annually beginning on July 1, 2028 through July 1, 2032, and were sold at an All-In True Interest Cost of 1.43%.

  On April 2, 2021, the Electric 2020-1 Bonds were converted to tax-exempt basis, which now bear 1.36% coupon rates. Debt service on the Electric 2020-1 Bonds is secured by a pledge of Available Electric Revenues of SVP on a basis subordinate to outstanding Senior Electric Revenue Bonds, if any.

- Series 2020-2 Bonds

  On April 10, 2020, SVP issued $34.315 million of Subordinate Electric Revenue Refunding Bonds, Series 2020-2 (Electric 2020-2 Bonds) to refinance $30.725 million of outstanding Electric Revenue Refunding Bonds, Series 2013 A. The Electric 2020-2 Bonds bear 1.31% coupon rates, mature annually beginning on July 1, 2023, through July 1, 2028, and were sold at an All-In True Interest cost of 1.21%.

  On December 28, 2022, the Electric 2020-2 Bonds were converted to tax-exempt basis, which now bear 1.02% coupon rates. Debt service on the Electric 2020-2 Bonds is secured by a pledge of Available Electric Revenues of SVP on a basis subordinate to outstanding Senior Electric Revenue Bonds, if any.

- Series 2020-3 Bonds

  On April 10, 2020, SVP issued $16.72 million of Subordinate Electric Revenue Refunding Bonds, Series 2020-3 (Electric 2020-3 Bonds) to refinance $19.413 million outstanding principal amount of Subordinated Electric Revenue Bonds, Series 2014. The Electric 2020-3 Bonds bear 0.58% coupon rates, mature annually beginning on July 1, 2020, through July 1, 2024, and were sold at an All-In True Interest Cost of 0.70%. Debt service on the Electric 2020-3 Bonds is secured by a pledge of Available Electric Revenues of SVP on a basis subordinate to outstanding Senior Electric Revenue Bonds, if any. The final debt service payment was paid in FY 2024/25.

Electric Debt Planned

SVP intends to enter a 5-year Line of Credit (LOC) facility in FY 2025/26, in the amount of $350 million, to provide financing for several of its capital projects in the System Expansion Plan and issue long-term fixed rate bonds in FY 2027/28. The planned debt is intended to support projects including Kifer Receiving Station (KRS) rebuild and replacement, Scott Receiving Station (SRS) rebuild and replacement, Northern Receiving Station (NRS) upgrades and expansion, and a new California Independent System Operator (CAISO) 3rd 230kV T-Line into NRS. KRS was first constructed in 1955, and the project will expand capacity to over 600MVA from 372 MVA plus other associated work. SRS was first constructed in 1975 and last upgraded in 2002, and the project will expand capacity to over 600MVA from 372 MVA plus other associated work. NRS was constructed in 2002, and the project includes installing additional transformers and reconfiguring/expanding associated air insulted switchgear to increase station reliability and capacity. The CAISO 3rd 230kV T-Line into NRS project will expand 230 kV and 115 kV facilities at NRS and SVP Switching Station (SSS) to support the CAISO's proposed new 230 kV transmission line into NRS by 2030. The estimated preliminary long-term bonds debt service amounts are reflected in the City's Debt Service Schedule. Actual financing terms may be different, as City aims to use the lowest cost financing option available at the time of debt issuance.

Wastewater Debt Planned

The Wastewater Enterprise has plans to issue up to $58.0 million in debt between FY 2026/27 and FY 2030/31 for the City of Santa Clara's share of capital improvements for the San Jose/Santa Clara Regional Wastewater Facility Project and related issuing costs and reserves. At this time, long-term fixed rate bonds are assumed for the purpose of estimating debt service payments, and they are reflected in the City's Debt Service Schedule. Actual financing terms may be different, as the City aims to use the lowest cost financing option available at the time of debt issuance.

CITY OF SANTA CLARA
ASSESSED AND ESTIMATED ACTUAL VALUE OF TAXABLE PROPERTY
Last Ten Fiscal Years
(In Thousands)

Fiscal Year Ending June 30	Net Local Secured Roll [1]	State Assessed Valuation	Net Unsecured Roll	Net Assessed Valuation	Total Assessed Valuation	Valuation	% of Growth of Assessed Valuation	Total Direct Tax Rate
2015 / 16	27,659,960	4,183	5,157,346	32,821,489	32,927,777	99.68%	14.56%	1.16%
2016 / 17	30,672,596	4,183	5,856,885	36,533,664	36,638,297	99.71%	11.31%	1.15%
2017 / 18	33,449,607	3,896	6,553,560	40,007,063	40,109,539	99.74%	9.51%	1.16%
2018 / 19	36,596,483	354	7,266,592	43,863,429	43,964,914	99.77%	9.64%	1.13%
2019 / 20	38,502,828	870	7,629,244	46,132,942	46,232,453	99.78%	5.17%	1.20%
2020 / 21	42,047,766	870	7,972,493	50,021,129	50,118,954	99.80%	8.43%	1.18%
2021 / 22	44,162,052	870	8,007,077	52,169,999	52,264,729	99.82%	4.30%	1.19%
2022 / 23	48,144,003	870	8,688,804	56,833,677	56,926,788	99.84%	8.94%	1.17%
2023 / 24	52,144,207	1,074	8,829,840	60,975,121	61,070,198	99.84%	7.29%	1.17%
2024 / 25	56,416,225	1,074	9,026,763	65,444,062	65,538,325	99.86%	7.33%	1.16%

Note:
(1) Net of Home Owner Property Tax Relief.

City of Santa Clara
Legal Debt Margin Information
Last Ten Fiscal Years
(In Thousands)

Fiscal Year Ending June 30	Net Assessed Valuation	Debt Limit- 15% of Assessed Valuation [1]	Debt Applicable to Limit	Legal Debt Margin
2015 / 16	32,821,489	4,923,223	-	4,923,223
2016 / 17	36,533,664	5,480,050	-	5,480,050
2017 / 18	40,007,063	6,001,059	-	6,001,059
2018 / 19	43,863,429	6,579,514	-	6,579,514
2019 / 20	46,132,942	6,919,941	-	6,919,941
2020 / 21	50,021,129	7,503,169	-	7,503,169
2021 / 22	52,169,999	7,825,500	-	7,825,500
2022 / 23	56,833,677	8,525,052	-	8,525,052
2023 / 24	60,975,121	9,146,268	-	9,146,268
2024 / 25	65,444,062	9,816,609	-	9,816,609

Note:

(1) Section 1309 of the City Charter of the City states: "Bonded Debt Limit. The bonded indebtedness of the City may not in the aggregate exceed the sum of fifteen percent (15%) of the total assessed valuation of property within the City, exclusive of revenue bonds or any indebtedness that has been or may hereafter be incurred for the purposes of acquiring, constructing, extending, or maintaining municipally owned utilities for which purposes a further indebtedness may be incurred by the issuance of bonds, subject only to the provisions of the State Constitution and this Charter."

DEBT SERVICE SCHEDULE

Bond Issue	Actual 2024/25	Current 2025/26	Proposed 2026/27	Plan 2027/28	Plan 2028/29	Plan 2029/30	Plan 2030/31	Plan 2031/32	Plan 2032/33	Plan 2033/34	Plan 2034/35	Plan 2035/36
Current Debt Issued												
Election of 2024 General Obligation Bonds:												
2026 Bonds, Series A												
Principal	0	0	0	7,200,000	1,150,000	1,205,000	1,265,000	1,330,000	1,395,000	1,465,000	1,540,000	1,615,000
Interest	0	0	3,032,918	3,059,913	2,851,163	2,792,288	2,730,538	2,665,663	2,597,538	2,526,038	2,450,913	2,372,038
Trustee	0	0	1,050	550	550	550	550	578	578	578	606	606
Arbitrage Computation	0	0	1,150	1,150	1,150	1,150	2,150	0	0	0	2,150	0
	0	0	3,035,118	10,261,613	4,002,863	3,998,988	3,998,238	3,996,241	3,993,116	3,991,616	3,993,669	3,987,644
2026 Bonds, Series B												
Principal	0	0	16,000,000	9,480,000	0	0	0	0	0	0	0	0
Interest	0	0	792,606	237,000	0	0	0	0	0	0	0	0
Trustee	0	0	1,050	550	0	0	0	0	0	0	0	0
Arbitrage Computation	0	0	1,150	2,150	0	0	0	0	0	0	0	0
	0	0	16,794,806	9,719,700	0	0	0	0	0	0	0	0
Total General Obligation Bonds	0	0	19,829,924	19,981,313	4,002,863	3,998,988	3,998,238	3,996,241	3,993,116	3,991,616	3,993,669	3,987,644
Certificates of Participation:												
2013 Refunding COPs (Central Park Library Project)												
Principal	1,085,000	1,120,000	1,150,000	1,195,000	1,235,000	1,280,000	1,325,000	665,000	0	0	0	0
Interest	319,775	285,869	249,469	209,219	167,394	122,625	74,625	24,937	0	0	0	0
Trustee	1,325	1,325	1,325	1,325	1,325	1,325	1,325	1,325	0	0	0	0
Arbitrage Computation	0	0	0	1,900	0	0	0	1,900	0	0	0	0
	1,406,100	1,407,194	1,400,794	1,407,444	1,403,719	1,403,950	1,400,950	693,162	0	0	0	0

DEBT SERVICE SCHEDULE

Bond Issue	Actual 2024/25	Current 2025/26	Proposed 2026/27	Plan 2027/28	Plan 2028/29	Plan 2029/30	Plan 2030/31	Plan 2031/32	Plan 2032/33	Plan 2033/34	Plan 2034/35	Plan 2035/36
Current Debt Issued												
Certificates of Participation:												
2023 Wastewater Revenue COPs												
Principal	735,000	770,000	810,000	850,000	895,000	940,000	985,000	1,035,000	1,085,000	1,140,000	1,195,000	1,255,000
Interest	1,626,063	1,589,313	1,550,813	1,510,313	1,467,813	1,423,063	1,376,063	1,326,813	1,275,063	1,220,813	1,163,813	1,104,063
Trustee	2,500	2,500	2,500	2,500	2,500	2,500	2,500	2,500	2,500	2,500	2,500	2,500
Arbitrage Computation	0	0	0	2,150	0	0	0	0	2,150	0	0	0
	2,363,563	2,361,813	2,363,313	2,364,963	2,365,313	2,365,563	2,363,563	2,364,313	2,364,713	2,363,313	2,361,313	2,361,563
Total Certificates of Participation	3,769,663	3,769,007	3,764,107	3,772,407	3,769,032	3,769,513	3,764,513	3,057,475	2,364,713	2,363,313	2,361,313	2,361,563
Installment Sale Agreement:												
2016 Sanitary Sewer Improvements (Trimble Road Sewer Project)												
Principal	811,995	829,465	847,310	865,540	884,161	903,183	922,615	0	0	0	0	0
Interest	125,454	107,985	90,139	71,910	53,288	34,266	14,834	0	0	0	0	0
	937,449	937,450	937,449	937,450	937,449	937,449	937,449	0	0	0	0	0
Total Installment Sale Agreements	937,449	937,450	937,449	937,450	937,449	937,449	937,449	0	0	0	0	0
Senior Revenue Bonds:												
Electric Revenue Refunding Bonds, Series 2018 A												
Principal	5,795,000	6,005,000	6,320,000	6,655,000	0	0	0	0	0	0	0	0
Interest	1,093,875	798,875	490,750	166,375	0	0	0	0	0	0	0	0
Trustee	2,250	2,250	2,250	2,250	0	0	0	0	0	0	0	0
Arbitrage Computation	0	0	0	750	0	0	0	0	0	0	0	0
	6,891,125	6,806,125	6,813,000	6,824,375	0	0	0	0	0	0	0	0

DEBT SERVICE SCHEDULE

Bond Issue	Actual 2024/25	Current 2025/26	Proposed 2026/27	Plan 2027/28	Plan 2028/29	Plan 2029/30	Plan 2030/31	Plan 2031/32	Plan 2032/33	Plan 2033/34	Plan 2034/35	Plan 2035/36
Current Debt Issued												
Senior Revenu Bonds:												
Electric Revenue Refunding Bonds, Series 2024 A												
Principal	0	3,345,000	3,520,000	3,700,000	3,890,000	4,090,000	4,295,000	4,515,000	4,750,000	4,995,000	5,250,000	5,520,000
Interest	1,059,431	5,525,125	5,353,500	5,173,000	4,983,250	4,783,750	4,574,125	4,353,875	4,122,250	3,878,625	3,622,500	3,353,250
Trustee	2,675	2,675	2,675	2,675	2,675	2,675	2,675	2,675	2,675	2,675	2,675	0
Arbitrage Computation	0	1,150	1,150	1,150	2,150	0	0	0	2,150	0	0	0
	1,062,106	8,873,950	8,877,325	8,876,825	8,878,075	8,876,425	8,871,800	8,871,550	8,877,075	8,876,300	8,875,175	8,873,250
Subordinated Revenue Bonds:												
Electric Revenue Refunding Bonds, Series 2020-1												
Principal	0	0	0	0	6,555,000	12,745,000	12,910,000	13,165,000	7,610,000	0	0	0
Interest	720,596	720,596	720,596	720,596	676,022	544,782	370,328	193,018	51,748	0	0	0
Trustee	1,375	1,475	1,475	1,575	1,575	1,675	1,675	1,775	1,775	0	0	0
	721,971	722,071	722,071	722,171	7,232,597	13,291,457	13,282,003	13,359,793	7,663,523	0	0	0
Electric Revenue Refunding Bonds, Series 2020-2												
Principal	5,695,000	5,910,000	5,975,000	6,050,000	4,930,000	0	0	0	0	0	0	0
Interest	262,268	203,082	142,469	81,141	25,143	0	0	0	0	0	0	0
Trustee	1,375	1,475	1,475	1,575	1,575	0	0	0	0	0	0	0
Arbitrage Computation	0	0	0	0	750	0	0	0	0	0	0	0
	5,958,643	6,114,557	6,118,944	6,132,716	4,957,468	0	0	0	0	0	0	0
Electric Revenue Refunding Bonds, Series 2020-3												
Principal	3,970,000	0	0	0	0	0	0	0	0	0	0	0
Interest	11,513	0	0	0	0	0	0	0	0	0	0	0
Trustee	0	0	0	0	0	0	0	0	0	0	0	0
	3,981,513	0	0	0	0	0	0	0	0	0	0	0
Total Electric Revenue Bonds	18,615,358	22,516,703	22,531,340	22,556,087	21,068,140	22,167,882	22,153,803	22,231,343	16,540,598	8,876,300	8,875,175	8,873,250
Total Current Debt	**23,322,470**	**27,223,160**	**47,062,820**	**47,247,257**	**29,777,484**	**30,873,832**	**30,854,003**	**29,285,059**	**22,898,427**	**15,231,229**	**15,230,157**	**15,222,457**

DEBT SERVICE SCHEDULE

Bond Issue	Actual 2024/25	Current 2025/26	Proposed 2026/27	Plan 2027/28	Plan 2028/29	Plan 2029/30	Plan 2030/31	Plan 2031/32	Plan 2032/33	Plan 2033/34	Plan 2034/35	Plan 2035/36
Debt to be Issued												
Wastewater Financing												
Principal	0	0	355,301	373,066	678,253	712,166	1,435,454	1,507,227	1,582,589	1,661,718	1,744,804	1,832,044
Interest	0	0	847,875	830,110	1,495,227	1,461,314	3,066,756	2,994,983	2,919,622	2,840,492	2,757,406	2,670,166
	0	0	1,203,176	1,203,176	2,173,480	2,173,480	4,502,210	4,502,210	4,502,211	4,502,210	4,502,210	4,502,210
Electric Financing												
Principal	0	0	0	0	10,584,906	11,114,151	11,669,858	12,253,351	12,866,019	13,509,320	14,184,786	14,894,025
Interest	0	0	0	0	17,500,000	16,970,755	16,415,047	15,831,554	15,218,887	14,575,586	13,900,120	13,190,880
Fees	0	0	0	0	2,700	2,700	2,700	2,700	2,700	2,700	2,700	2,700
	0	0	0	0	28,087,606	28,087,606	28,087,605	28,087,605	28,087,606	28,087,606	28,087,606	28,087,605
Total Debt to be Issued	**0**	**0**	**1,203,176**	**1,203,176**	**30,261,086**	**30,261,086**	**32,589,815**	**32,589,815**	**32,589,817**	**32,589,816**	**32,589,816**	**32,589,815**
Total Current Debt Service and Debt to be Issued	**23,322,470**	**27,223,160**	**48,265,996**	**48,450,433**	**60,038,570**	**61,134,918**	**63,443,818**	**61,874,874**	**55,488,244**	**47,821,045**	**47,819,973**	**47,812,272**

DEBT SERVICE FUNDS

Under the authority of the City Manager, the City executes debt instruments, oversees the accounting and reporting of debt, administers debt proceeds, manages continuing disclosure and debt compliance requirements, and makes debt service payments, while acting with prudence, diligence, and attention to prevailing economic conditions.

The City of Santa Clara uses debt financing as a tool to maintain its long-term financial stability by paying for certain expenditures over time. Debt financing is also a tool for managing cash flow when large, one-time outlays are required as in the case of constructing a new building or large-scale upgrades to infrastructure.

Electric Utility Debt Service Fund (491)

The Electric Utility Debt Service Fund is used to pay principal, interest, and related service charges on obligations resulting from the issuance of debt by the Electric Utility. Proceeds are used to pay for capital costs associated with the Electric Utilities' generation, transmission and distribution facilities. Debt service is payable from Adjusted Net Revenues of the Electric Utility.

Measure I General Obligation (GO) Bond Debt Service Fund (413)

This fund was established in FY 2025/26 through Report to Council 25-992 approved by the City Council on September 16, 2025. This fund accounts for all activity related to the debt service of the Measure I GO Bonds.

Public Facilities Financing Corporation Fund (431)

The City of Santa Clara Public Facilities Financing Corporation (PFFC) was formed in 1997 for the purpose of issuing Certificates of Participation (COPs) to provide financing for the construction of major City facilities. Members of the City Council are also members of the PFFC Board. Debt service on COPs is secured by lease payments made by the City's General Fund to the PFFC for use of the constructed facilities for public purposes. In accordance with lease agreements, the PFFC assigns lease payments received from the City to the trustee for payment to the certificate holders.

Sewer Utility Debt Service Fund (494)

The Sewer Utility Debt Service Fund is used to pay principal, interest, and related service charges on obligations resulting from the issuance of debt by the Sewer Utility. Proceeds are used to pay for capital improvements associated with the Sewer System, including the Trimble Road Trunk Sanitary Sewer Improvement Project and the San José-Santa Clara Regional Wastewater Facility Project. Debt service is payable from Net Revenues of the Sewer Utility.

This is the second fiscal year of the biennial operating budget. The following section details the City of Santa Clara's Debt Service Funds' Statements of Sources and Uses and their Amended Budget for Fiscal Year 2026/27.

DEBT SERVICE FUNDS | ELECTRIC UTILITY DEBT SERVICE FUND (491)

	2024/25 Actual	2025/26 Amended	2025/26 Estimate	2026/27 Adopted	2026/27 Amended
Beginning Fund Balance					
Bond Reserve	3,632,533	0	0	0	0
Debt Reserve	10,419,656	130,517,424	130,517,424	3,632,533	23,627,247
Unrestricted	0	3,784,864	3,784,864	19,730,990	3,784,864
Total Beginning Fund Balance	**14,052,189**	**134,302,289**	**134,302,289**	**23,363,523**	**27,412,112**
Revenue					
Debt Financing	130,585,113	246,000,000	0	0	0
Interest	3,009,606	1,600,000	1,600,000	250,000	250,000
Other Revenue	0	0	0	0	0
Total Revenue	**133,594,719**	**247,600,000**	**1,600,000**	**250,000**	**250,000**
Transfers From					
Electric Utility Fund	27,354,002	22,518,403	22,518,403	22,533,040	23,233,040
Total Transfers From	**27,354,002**	**22,518,403**	**22,518,403**	**22,533,040**	**23,233,040**
Total Source of Funds	**175,000,910**	**404,420,692**	**158,420,692**	**46,146,563**	**50,895,152**
Expenditures					
Debt Service	18,607,682	22,507,678	22,507,678	22,522,315	22,522,315
Administrative Costs	581,116	10,725	10,725	10,725	710,725
Total Expenditures	**19,188,798**	**22,518,403**	**22,518,403**	**22,533,040**	**23,233,040**
Transfers To					
Electric Utility Capital Fund	21,509,823	354,490,177	108,490,177	0	0
Total Transfers To	**21,509,823**	**354,490,177**	**108,490,177**	**0**	**0**
Ending Fund Balance					
Bond Reserve	0	0	0	0	0
Debt Reserve	130,517,424	23,627,247	23,627,247	3,632,533	23,627,247
Unrestricted	3,784,864	3,784,864	3,784,864	19,980,990	4,034,864
Total Ending Fund Balance	**134,302,289**	**27,412,112**	**27,412,112**	**23,613,523**	**27,662,112**
Total Use of Funds	**175,000,910**	**404,420,692**	**158,420,692**	**46,146,563**	**50,895,152**

DEBT SERVICE FUNDS | MEASURE I GENERAL OBLIGATION (GO) BOND DEBT SERVICE FUND (413)

	2024/25 Actual	2025/26 Amended	2025/26 Estimate	2026/27 Adopted	2026/27 Amended
Beginning Fund Balance					
Reserve for Debt Service	0	0	0	0	22,748,693
Reserve for Bond Projects Fund	0	0	0	0	0
Total Beginning Fund Balance	**0**	**0**	**0**	**0**	**22,748,693**
Revenue					
Property Tax Assessment	0	17,142,877	17,142,877	0	17,905,913
Interest	0	0	225,196	0	216,401
Bond Proceeds	0	100,000,000	102,505,620	0	0
Total Revenue	**0**	**117,142,877**	**119,873,693**	**0**	**18,122,314**
Total Source of Funds	**0**	**117,142,877**	**119,873,693**	**0**	**40,871,007**
Expenditures					
Debt Service	0	0	0	0	19,825,524
Administrative Costs	0	2,000,000	490,500	0	4,400
Total Expenditures	**0**	**2,000,000**	**490,500**	**0**	**19,829,924**
Transfers To					
Measure I General Obligation Bond Projects Fund	0	96,634,500	96,634,500	0	0
Total Transfers To	**0**	**96,634,500**	**96,634,500**	**0**	**0**
Ending Fund Balance					
Reserve for Debt Service	0	17,142,877	22,748,693	0	21,041,083
Reserve for Bond Projects Fund	0	1,365,500	0	0	0
Total Ending Fund Balance	**0**	**18,508,377**	**22,748,693**	**0**	**21,041,083**
Total Use of Funds	**0**	**117,142,877**	**119,873,693**	**0**	**40,871,007**

DEBT SERVICE FUNDS | PUBLIC FACILITIES FINANCING CORPORATION FUND (431)

	2024/25 Actual	2025/26 Amended	2025/26 Estimate	2026/27 Adopted	2026/27 Amended
Beginning Fund Balance					
Debt Reserve	707,202	735,078	735,078	707,202	735,078
Unrestricted	78,215	86,361	86,361	151,215	121,361
Total Beginning Fund Balance	**785,417**	**821,439**	**821,439**	**858,417**	**856,439**
Revenue					
Interest	36,182	35,000	35,000	35,000	35,000
Total Revenue	**36,182**	**35,000**	**35,000**	**35,000**	**35,000**
Transfers From					
General Fund	1,405,940	1,406,979	1,406,979	1,400,579	1,400,579
Total Transfers From	**1,405,940**	**1,406,979**	**1,406,979**	**1,400,579**	**1,400,579**
Total Source of Funds	**2,227,539**	**2,263,418**	**2,263,418**	**2,293,996**	**2,292,018**
Expenditures					
Debt Service	1,404,775	1,405,869	1,405,869	1,399,469	1,399,469
Administrative Costs	1,325	1,110	1,110	1,110	1,325
Total Expenditures	**1,406,100**	**1,406,979**	**1,406,979**	**1,400,579**	**1,400,794**
Ending Fund Balance					
Debt Reserve	735,078	735,078	735,078	707,202	735,078
Unrestricted	86,361	121,361	121,361	186,215	156,146
Total Ending Fund Balance	**821,439**	**856,439**	**856,439**	**893,417**	**891,224**
Total Use of Funds	**2,227,539**	**2,263,418**	**2,263,418**	**2,293,996**	**2,292,018**

DEBT SERVICE FUNDS | SEWER UTILITY DEBT SERVICE FUND (494)

	2024/25 Actual	2025/26 Amended	2025/26 Estimate	2026/27 Adopted	2026/27 Amended
Beginning Fund Balance					
Debt Reserve	7,693,354	1,691	1,691	1,090,329	1,691
Unrestricted	0	4,392,452	4,392,452	0	1,093,189
Total Beginning Fund Balance	**7,693,354**	**4,394,143**	**4,394,143**	**1,090,329**	**1,094,880**
Revenue					
Interest	1,801	0	0	0	0
Debt Proceeds	0	0	0	0	15,500,000
Total Revenue	**1,801**	**0**	**0**	**0**	**15,500,000**
Transfers From					
Sewer Utility Fund	0	0	0	3,300,762	4,503,938
Total Transfers From	**0**	**0**	**0**	**3,300,762**	**4,503,938**
Total Source of Funds	**7,695,155**	**4,394,143**	**4,394,143**	**4,391,091**	**21,098,818**
Expenditures					
Debt Service	3,298,512	3,299,263	3,299,263	3,300,762	4,503,938
Administrative Costs	2,500	0	0	0	0
Total Expenditures	**3,301,012**	**3,299,263**	**3,299,263**	**3,300,762**	**4,503,938**
Transfers To					
Sewer Utility Capital Fund	0	0	0	0	15,500,000
Total Transfers To	**0**	**0**	**0**	**0**	**15,500,000**
Ending Fund Balance					
Debt Reserve	1,691	1,691	1,691	1,090,329	1,691
Unrestricted	4,392,452	1,093,189	1,093,189	0	1,093,189
Total Ending Fund Balance	**4,394,143**	**1,094,880**	**1,094,880**	**1,090,329**	**1,094,880**
Total Use of Funds	**7,695,155**	**4,394,143**	**4,394,143**	**4,391,091**	**21,098,818**

City of Santa Clara

Ten-Year General Fund Financial Forecast

FY 2027 - 2036

April 2026

PURPOSE

The Ten-Year General Fund Financial Forecast (Forecast) provides policy makers and the public an updated assessment of the City's fiscal health. The Forecast includes projections of ongoing General Fund revenues and expenditures for a ten-year period beyond the adopted biennial budget.

The Forecast serves as a strategic planning tool to assist the City Council, staff, and the public with decision-making as they work to adopt the budget and consider long-term financial strategies for the City. The Forecast also identifies known risk factors and vulnerabilities, and it provides a foundation for evaluating priorities and understanding trade-offs moving forward.

GENERAL FUND OVERVIEW

The Forecast compares anticipated General Fund revenues with base expenditures, which include the projected costs of providing the current level of service. Individual projections of revenues and expenditures are developed based on trend analyses, input from available economic reports, consultant recommendations, departments, updated salary and benefit information, and non-personnel costs. The most current information available is incorporated into the Forecast and refined on a moving forward basis.

This Forecast shows a stable General Fund with small surpluses in most years. The FY 2026/27 budget is in balance at $377.2 million of funding sources and uses. In the out years, small surpluses and shortfalls ranging from -$1.9 million to $8.9 million equate to -0.5% to 1.7% of expenditures annually. This reflects improvement from the last Forecast primarily due to stronger revenue growth.

FY 2026/27 – FY 2035/36 General Fund Forecast

	2026/27	2027/28	2028/29	2029/30	2030/31	2031/32	2032/33	2033/34	2034/35	2035/36
Funding Sources	$377.2	$385.4	$401.5	$415.7	$433.4	$449.1	$466.1	$484.2	$503.2	$523.9
Projected Expenditures	$377.2	$384.8	$403.4	$416.8	$432.7	$448.8	$464.6	$479.2	$497.6	$515.0
(Shortfall)/ Surplus	**$0.0**	**$0.6**	**($1.9)**	**($1.1)**	**$0.7**	**$0.3**	**$1.5**	**$5.0**	**$5.6**	**$8.9**
% of Expenses	0.0%	0.2%	-0.5%	-0.3%	0.2%	0.1%	0.3%	1.0%	1.1%	1.7%

The Forecast compares ongoing revenues and expenditures to address the existing staffing and service levels. It does not factor in the costs to address growth in the City, add new services, or provide permanent funding for pilot programs.

The Forecast also does not fully fund all infrastructure needs, but there is progress in this area. Historically, the City has funded many capital infrastructure and equipment needs with one-time funds on a pay-as-you-go basis. The lack of sufficient one-time funding resulted in a backlog of unmet/deferred

infrastructure needs. In November 2024, Santa Clara voters approved a $400 million General Obligation Bond to address the most critical needs. There remains a need for ongoing funding to replace the City's infrastructure. The last Forecast began to address that need with modest funding starting at $1 million annually and growing throughout the forecast. This Forecast expands on that effort by setting aside an amount equivalent to three percent of General Fund expenditures into a new sinking fund for capital infrastructure replacement.

With the improved Forecast, funding is also set aside to restore positions that were frozen in prior years to address budget shortfalls. These restorations would be considered in FY 2026/27 or during the development of the Proposed FY 2027/28 and FY 2028/29 Operating Budget in conjunction with departmental organizational reviews. In addition, the Forecast incorporates contributions to the Pension Stabilization Reserve.

There are significant development projects underway in Santa Clara that will bring new revenues as well as new costs. The financial impacts of these developments have not been factored into this Forecast given the uncertainty regarding the timing. However, it is anticipated that this additional development activity will have a positive impact on the forecast.

Forecast Risk Factors

The City has identified various risk factors that could have a potential impact on the Forecast. These include:

- Impacts of Middle East conflict;
- Uncertainty regarding results of tariffs and other federal actions;
- An economic downturn;
- State/federal legislative changes and legal challenges;
- CalPERS actuarial changes or reform actions; and
- Unanticipated critical capital/infrastructure needs.

It is important to note that all forecasts have a level of uncertainty. Given the decreasing precision in later years of a forecast, those values provide a multi-year perspective rather than a precise prediction. As the City has experienced in the past, General Fund revenues may exceed or fall below expectations based on changes in economic or non-economic conditions. This type of volatility has been seen in the City's largest General Fund revenues, Property Tax, Sales Tax, and Transient Occupancy Tax (TOT). For example, TOT receipts were the most severely impacted by the COVID-19 pandemic. Various cost elements can also vary from year to year, such as retirement costs that are impacted by the earnings assumptions and performance of the California Public Employees Retirement System (CalPERS).

ECONOMIC OUTLOOK

The Spring 2026 UCLA Anderson Forecast pointed to economic growth approaching 3% in 2026. “After momentarily stuttering in 2025 in the face of the highest tariff rates in a century, the U.S. economy is expected to resume a brisk pace of nearly 3% GDP growth in 2026. This expansion is fueled by significant fiscal stimulus, through income tax cuts, looser financial conditions, and an expanding boom in AI capital expenditures. Supporting this growth in demand are the continued gains in productivity observed since the post-pandemic recovery. While the labor market is projected to strengthen in response to rising demand, restrictive immigration policies will continue to limit its overall rate of expansion.”[1]

U.S. Quarterly Real GDP Growth Forecast (UCLA Spring 2026 Economic Forecast)

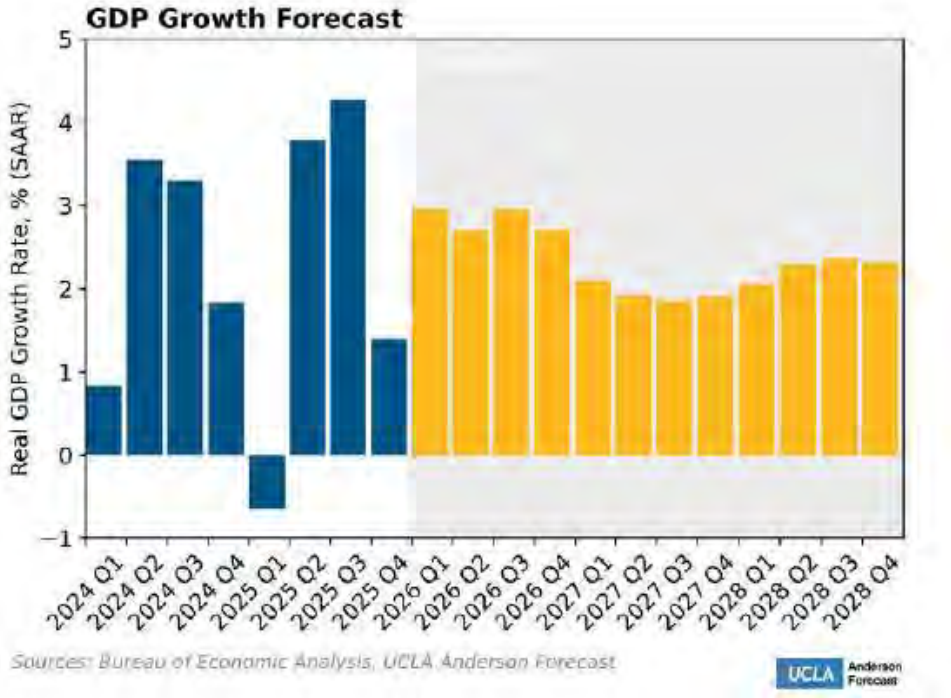

While the Spring 2026 UCLA Forecast projected solid growth, recent developments have resulted in greater economic uncertainty. Economists have pointed to a number of negative impacts associated with the Middle East conflict, including increased gas prices and inflation, lower consumer spending and economic growth, and significant financial market volatility. With the energy supply shock, this conflict is having a material impact on the global economy.

[1] UCLA Anderson Forecast for the Nation, Spring 2026 Report: From Tariff Hikes to Income Tax Cuts, Clement Bohr

In the second estimate for the fourth quarter of 2025, the Gross Domestic Product (GDP) increased at an annual rate of 0.7%, following a GDP increase of 4.4% in the third quarter. The increase in real GDP primarily reflected increases in consumer spending and investments. These were offset by decreases in exports and government spending. Imports, which are a subtraction in the calculation of GDP, decreased.[2]

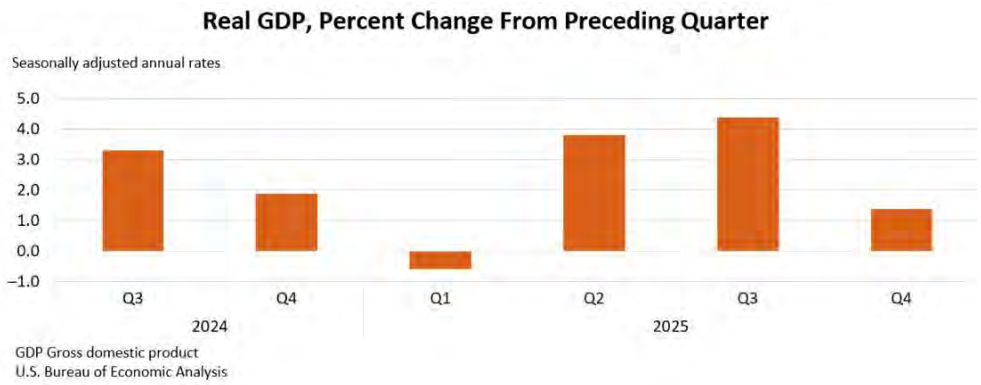

The unemployment rates at the state, local, and national level have increased slightly over the last several years, with the rate for this region remaining consistently below the rate for the State and closer to the national level.

Unemployment Rate (Not Seasonally Adjusted)				
	Dec 2022	Dec 2023	Dec 2024	Dec 2025
Nation	3.3%	3.5%	3.8%	4.1%
California	4.0%	4.9%	5.1%	5.1%
San José-Sunnyvale-Santa Clara Metropolitan Statistical Area	2.6%	3.9%	4.0%	4.0%
Source: Federal Reserve Economic Data				

[2] https://www.bea.gov/news/2026/gdp-second-estimate-4th-quarter-and-year-2025

Property values in Santa Clara remain high. In 2025, the median price of a single-family home totaled $2.01 million, which was up from the 2024 level of $1.95 million as shown in the Single-Family Residential Home Sales chart. The number of closed sales also increased from 418 in 2024 to 441 in 2025. However, this sales volume remains below historical levels.

Data Source: Santa Clara County Association of Realtors

GENERAL FUND REVENUES

There are several General Fund sources supporting the City's activities as shown in the table below.

	2026/27	2027/28	2028/29	2029/30	2030/31	2031/32	2032/33	2033/34	2034/35	2035/36
	$ m	$ m	$ m	$ m	$ m	$ m	$ m	$ m	$ m	$ m
Property Tax	$107.8	$113.0	$119.1	$125.4	$132.1	$139.2	$146.7	$154.5	$162.9	$171.6
Sales Tax	75.8	78.1	80.4	82.8	85.3	87.9	90.5	93.1	95.9	98.8
Transient Occupancy Tax	30.7	31.9	33.2	34.5	35.9	37.3	38.8	40.4	42.0	43.6
Franchise Tax	5.8	6.0	6.2	6.5	6.8	7.0	7.3	7.6	7.9	8.2
Documentary Transfer Tax	1.6	1.7	1.7	1.7	1.8	1.8	1.8	1.9	1.9	2.0
Licenses and Permits	9.0	9.2	9.5	9.8	10.0	10.3	10.6	10.9	11.2	11.5
Fines and Penalties	2.3	2.3	2.3	2.3	2.3	2.3	2.3	2.3	2.3	2.3
Interest Income	9.4	9.9	10.3	10.5	10.2	9.7	9.2	9.3	9.3	9.4
Interest Income – Pension	2.2	2.3	2.4	2.5	2.6	2.7	2.8	3.0	3.1	3.2
Rents	18.7	18.6	19.3	18.5	20.8	20.8	21.2	21.6	22.0	23.2
Other Services Fees	49.5	48.6	49.8	50.9	52.1	53.3	54.6	55.8	57.1	58.4
Transfers from Other Funds	2.0	2.0	2.1	2.1	2.1	2.2	2.2	2.2	2.2	2.3
SVP Transfer	42.9	45.5	48.2	50.6	53.2	55.8	58.6	61.5	64.6	67.9
All Other Revenues	5.6	2.1	2.1	2.2	2.2	2.2	2.3	2.3	2.4	2.4
Total Revenues/ Transfers	**$363.3**	**$371.2**	**$386.6**	**$400.3**	**$417.4**	**$432.5**	**$448.9**	**$466.4**	**$484.8**	**$504.8**
Beginning Fund Balance	13.9	14.2	14.9	15.4	16.0	16.6	17.2	17.8	18.4	19.1
Total Sources	**$377.2**	**$385.4**	**$401.5**	**$415.7**	**$433.4**	**$449.1**	**$466.1**	**$484.2**	**$503.2**	**$523.9**
% Change from Prior Yr		2.2%	4.2%	3.5%	4.3%	3.6%	3.8%	3.9%	3.9%	4.1%

Sales tax and property tax comprise the largest individual sources of General Fund revenues, representing a combined $183.6 million in FY 2026/27, or approximately 50% of the total. These categories along with the Silicon Valley Power (SVP) Transfer account for slightly over 60% of the General Fund revenues.

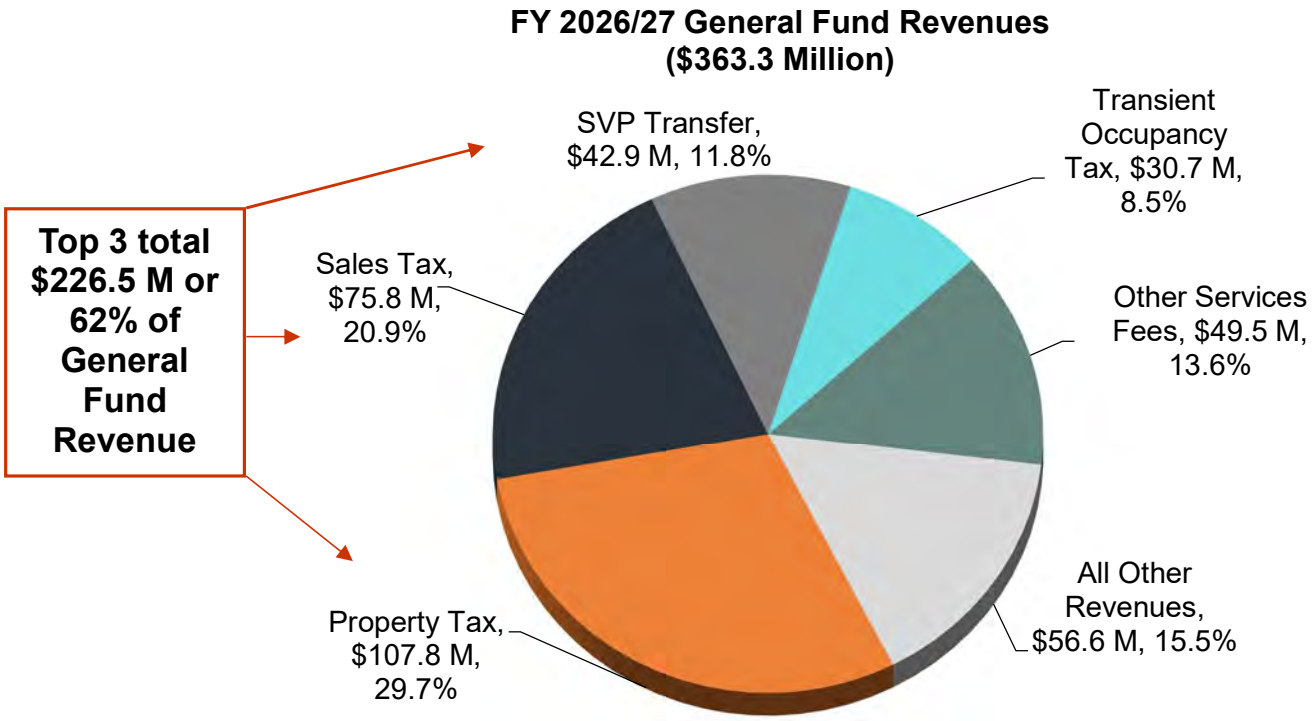

Following is a discussion of the major General Fund revenue categories:

Property Tax

The Property Tax category includes Secured and Unsecured Property Taxes. The County of Santa Clara Office of the Assessor and the Controller-Treasurer Department meet quarterly with cities to review property tax revenue allocated to Santa Clara County cities. The Controller-Treasurer Department provides projections on the current year property tax receipts, including updates on the assessed valuation and estimates on anticipated adjustments made from property tax appeals. The current year estimates are used as the starting point in the forecast. The County Assessor's Office also provides information to cities on a monthly basis on the status of the assessment roll for the upcoming year.

In FY 2026/27, property tax revenue is projected at $107.8 million and includes secured property tax of $104.5 million and unsecured property tax of $3.3 million. Assessed valuation growth on secured property is projected at 5.0% and reflects the annual inflation factor based on Consumer Price Index (2% increase in FY 2026/27), growth due to property sales, and a general allowance for new construction projects being added to the tax rolls. In the remaining years of the forecast, annual assessed valuation growth

ranging from 5.0% to 5.5% is projected. By the end of the forecast period, Property Tax receipts are projected to reach $171.6 million.

Secured Property Tax receipts include general secured property tax along with supplemental property tax (retroactive collections back to the point of sale for reassessments of value due to property resale), residual Redevelopment Agency (RDA) receipts, and excess Educational Revenue Augmentation Fund (ERAF) funds (under Proposition 98, a portion of property tax receipts are allocated to the ERAF beginning in 1992 and once there are sufficient funds in ERAF to fulfill the obligation to the school districts, excess funds are returned to the taxing entities that contributed the funding). The excess ERAF funds are projected at $8.0 million in FY 2026/27. The County of Santa Clara has indicated that approximately 18% of the ERAF receipts are at risk due to legal challenges regarding the allocation of these funds. Given this risk, the ERAF funds in dispute are set aside in an ERAF Reserve in the General Fund. In FY 2026/27, the contribution to this reserve totals $1.4 million.

Unsecured Property Tax receipts are projected to increase 2% annually over the Forecast period.

Collections are expected to grow at an average annual rate of 5.3% over the forecast period.

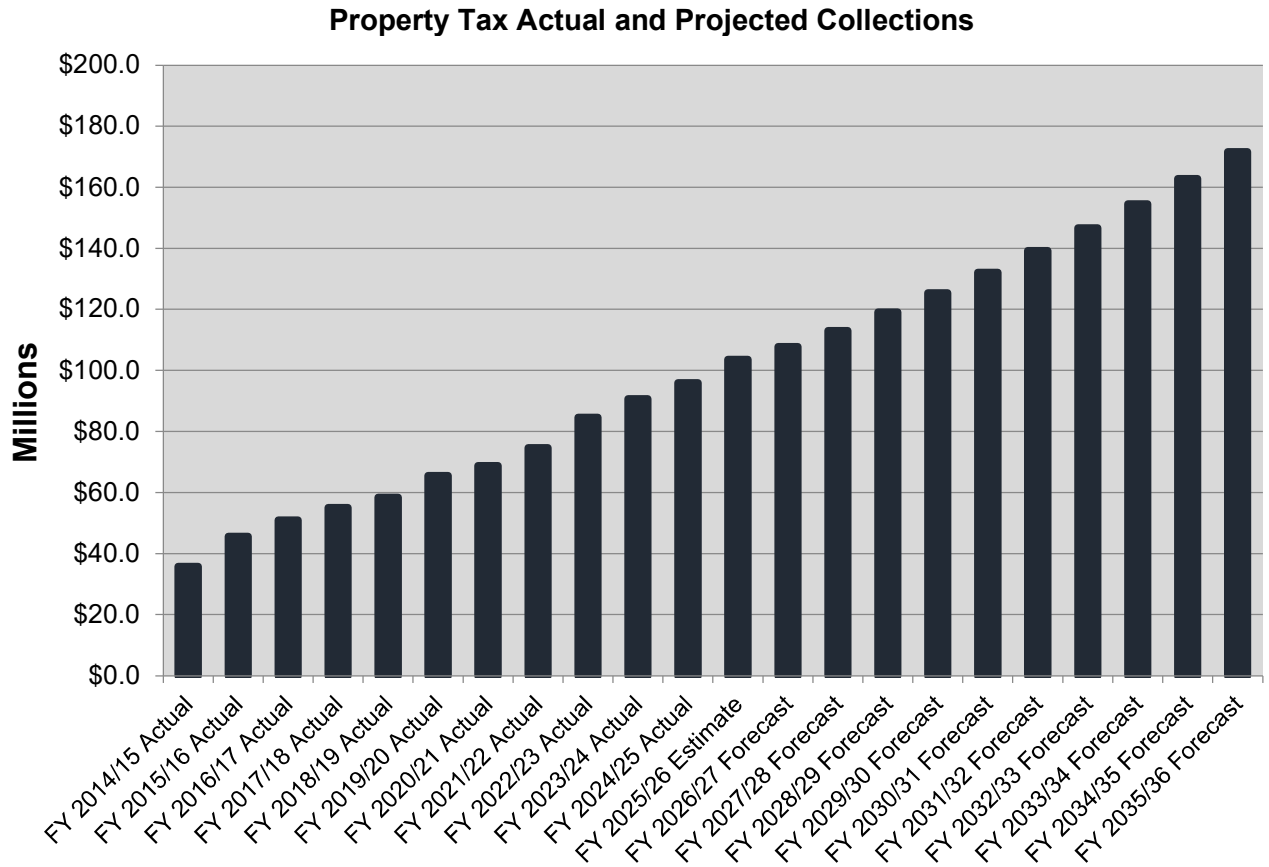

Sales Tax

Santa Clara's sales tax collections are directly influenced by local, regional, national and international economic and business cycles. Because of this, sales tax collections are one of the most economically sensitive General Fund revenue sources. This category is also one of the most volatile with significant changes from year to year.

As shown in the chart below, sales tax collections are expected to total approximately $78 million in FY 2025/26, which is slightly below the $79.4 million received in FY 2024/25. Receipts experienced unusually high growth of 28.5% in FY 2024/25 due primarily to increases in the business-to-business sector. Collections during the first two quarters of FY 2025/26 are down 2.5% but remain at historically high levels. This Forecast conservatively assumes that a portion of that growth is one-time in nature. Sales tax revenue is projected to decrease to $75.9 million in FY 2026/27. Annual growth of 3.0% is projected in the out years of the forecast as the sales tax growth rates normalize over this period. Based on these projections, annual collections will reach $98.8 million by FY 2035/36. These projections are informed by data provided by the City's sales tax consultant.

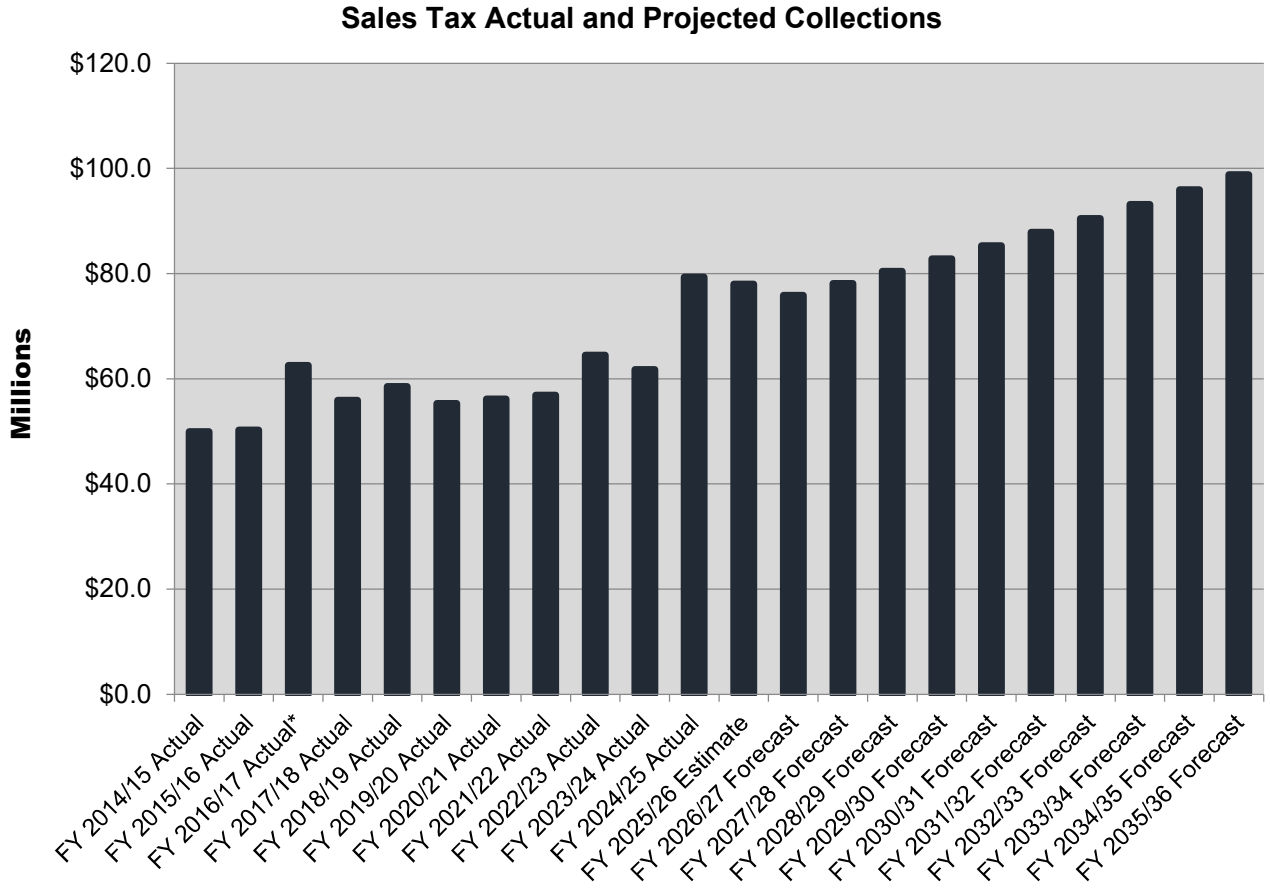

Note: FY 2016/17 includes a one-time true-up payment due to the unwinding of the State's Triple Flip.

To provide context on how the City generates its sales tax revenues and the performance in recent years, the chart on the following page breaks out the sales tax per capita for the fourth quarter of each calendar

year for the past five years, adjusted for inflation. As shown in the chart, the City's largest sector is Business-to-Business, which has experienced significant growth in recent years.

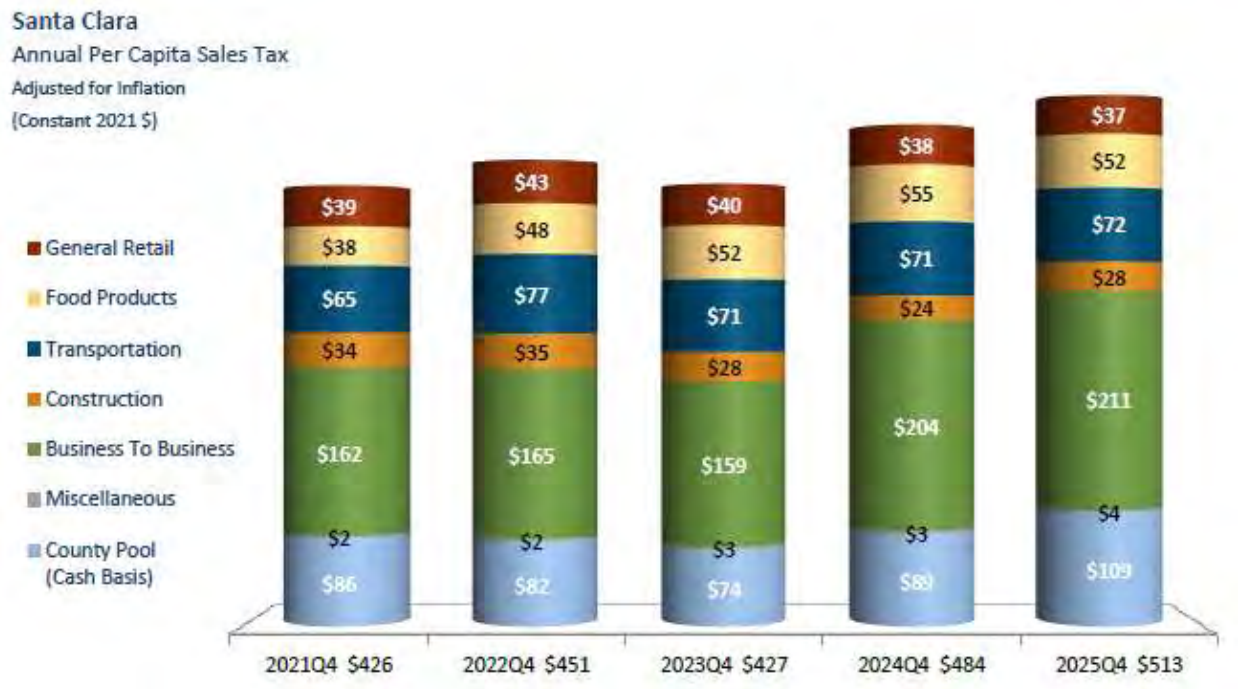

Transient Occupancy Tax

Transient Occupancy Tax (TOT) is calculated as a percentage of City hotel/motel room charges. The City's current TOT rate is 13.5%. As with sales tax, TOT is sensitive to business cycles and can vary greatly from year to year based on occupancy levels and room rates. Prior to COVID-19, this category had experienced tremendous growth as shown in the TOT chart on the following page. With the COVID-19 safety restrictions, TOT receipts plummeted at the end of FY 2019/20 and through FY 2020/21. Of all the City's revenue categories, TOT was the most impacted by the pandemic. Collections over the last few years continue to make up the lost ground but remain below pre-COVID levels when factoring in the rate increases that have been implemented (from 9.5% to 13.5%).

In FY 2025/26, TOT collections are estimated at $32.0 million, well above the $27.0 million collected in FY 2024/25 due to additional one-time revenues associated with the Super Bowl and FIFA World Cup events. In FY 2026/27, TOT revenues are expected to normalize at $30.7 million and increase at an annual rate of 4.0% through the forecast period. By the end of the Forecast period, TOT receipts are projected to reach $43.7 million.

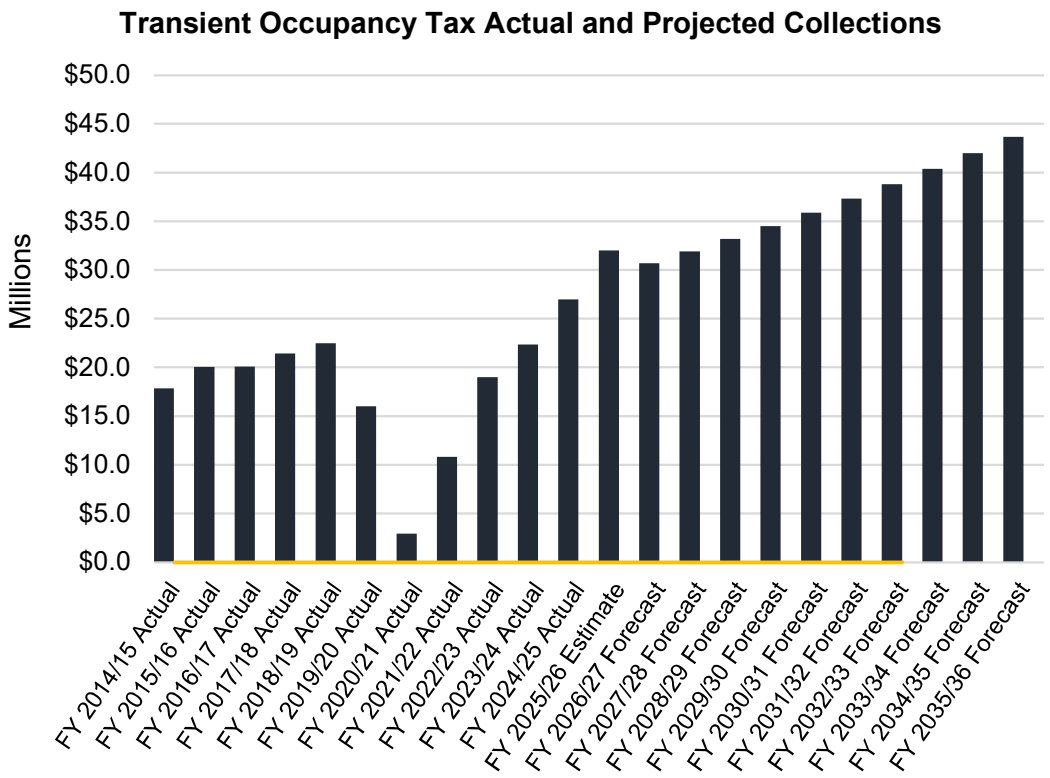

Other Taxes

Other Taxes include the Franchise Tax and Documentary Transfer Tax. The Franchise Tax revenues are projected at $5.8 million in FY 2026/27 with annual 4% increases in the out years of the Forecast. The Documentary Transfer Tax, which is imposed on the transfer of the title of real property, is projected at $1.6 million in FY 2026/27 with 2% annual increases in the out years of the Forecast.

Licenses and Permits

Licenses and Permits are projected to total $9.0 million in FY 2026/27, including business licenses at $6.15 million, fire permits at $2.06 million, parking permits at $738,000, and encroachment and miscellaneous permits at $45,000. Average annual growth of 2.8% is projected in the out years of the Forecast, with revenues reaching $11.5 million in FY 2035/36.

Fines and Penalties

Fines and Penalties are projected at $2.3 million in FY 2025/26 and throughout the Forecast period.

Interest Income

The City invests all funds not needed for current cash requirements in accordance with the City Council-approved Investment Policy. These funds are invested in securities having a maximum maturity of five years. The factors that directly influence General Fund interest income include prevailing interest rates, the size of the portfolio and the relative percentage of the portfolio allocated to the General Fund. Based on the projected interest rates and cash balances, the General Fund is expected to receive $9.4 million

in interest in FY 2026/27. In the remaining years of the Forecast, interest earnings are projected to fluctuate annually primarily due to interest rate assumptions, ranging from $9.2 million to $10.5 million.

The City also receives earnings on its pension trust fund and these earnings are placed in the Pension Stabilization Reserve. These earnings are estimated at $2.2 million in FY 2026/27 and expected to reach $3.3 million by FY 2035/36.

Rents

The Rents category includes property rents and leases as well as right-of-way rental fees charged to the water, recycled water, and sewer utilities. In FY 2026/27, rent revenue is estimated to total $18.7 million, including $11.1 million from property rents and leases and $7.6 million from right-of-way rental fees. This category factors in projected lease revenue from the Related project ($1.0 million in FY 2026/27 increasing to $1.8 million in FY 2035/36; assumes Phase I of the project). This category also includes Stadium performance rent, which totals $2.6 million in FY 2026/27 and varies in the out years of forecast period from $0.3 million to $1.8 million. Growth projections for the out years of the Forecast are based on individual lease agreements. Rent revenue is projected to reach $23.2 million by FY 2035/36.

Other Services Fees

The Other Services Fees category includes fees charged for various City services provided by the departments of Community Development, Fire, Police, Parks and Recreation, and Public Works as well as cost allocation plan reimbursements and Stadium-related reimbursements. This category is estimated to generate $49.5 million in FY 2026/27, which is lower than FY 2025/26 due to the elimination of one-time Host Committee reimbursements for City costs related to the Super Bowl and FIFA World Cup events occurring in FY 2025/26. This category is expected to reach $58.4 million by FY 2035/36.

Transfers from Other Funds

The Transfers from Other Funds category totals $2.0 million in FY 2026/27 and includes the following: a transfer of $1.5 million from the Storm Drain Capital Fund to support storm drain operations; a transfer of $0.3 million from the Building Development Services Fund to cover a portion of the Code Enforcement costs and 50% of the cost of a Senior Management Analyst in the City Manager's Office that supports development activity; and $0.2 million from the Electric Utility Fund to cover the cost of a Management Analyst in the Human Resources Department that will support SVP. In the out years of the Forecast, these transfers range from $2.0 million to $2.3 million.

Silicon Valley Power Transfer

In accordance with the City's charter, Silicon Valley Power pays 5.0% of gross revenues to the General Fund. Contributions are estimated at $42.9 million in FY 2026/27 and increase to $67.9 million by FY 2035/36, growing at annual rates of 5% - 6%. Growth in this category is primarily driven by market projections for electric consumption, resources costs, and projected rate increases for the Electric Utility.

Beginning Fund Balance

Starting in FY 2026/27, the Forecast incorporates a Beginning Fund Balance estimate generated from prior year excess revenues and expenditure savings. This funding source totals $13.9 million in FY

2026/27 and increases to $19.1 million by FY 2035/36. These figures assume excess revenue of 2% annually and expenditure savings of 2% annually.

GENERAL FUND EXPENDITURES

Expenditures are projected to grow from $376.9 million in FY 2026/27 to $514.7 million by the end of the forecast period. FY 2026/27 expenditures are 8.7% above the FY 2025/26 Adopted Budget of $346.9 million primarily due to the higher salaries and wages, interfund services costs, transfers to other funds, and contributions to reserves.

	2026/27	2027/28	2028/29	2029/30	2030/31	2031/32	2032/33	2033/34	2034/35	2035/36
	$ m	$ m	$ m	$ m	$ m	$ m	$ m	$ m	$ m	$ m
Salaries	$158.3	$164.0	$171.1	$178.6	$184.5	$190.6	$197.1	$203.5	$210.2	$217.3
Retirement	68.3	71.0	75.4	76.8	79.7	80.9	83.2	83.1	84.2	84.6
Other Benefits	30.6	32.0	33.4	35.1	36.8	38.8	40.5	42.8	45.8	48.1
Sub-Total Labor Costs	**$257.2**	**$267.0**	**$279.9**	**$290.5**	**$301.0**	**$310.3**	**$320.8**	**$329.4**	**$340.2**	**$350.0**
Materials, Services, & Supplies	40.7	40.3	42.9	44.1	46.9	48.2	51.0	52.2	55.2	57.9
Interfund Services	37.4	38.3	39.2	40.6	41.9	43.3	44.7	46.3	47.9	49.4
Capital Outlay	0.6	0.6	0.7	0.7	0.7	0.7	0.7	0.7	0.7	0.8
Loans and Transfers	22.0	22.2	22.9	23.6	24.3	24.2	23.2	23.8	24.5	25.2
Reserves/Fund Balance	19.3	16.4	17.8	17.3	17.9	22.1	24.2	26.8	29.1	31.7
Sub-Total Other Costs	**$120.0**	**$117.8**	**$123.5**	**$126.3**	**$131.7**	**$138.5**	**$143.8**	**$149.8**	**$157.4**	**$165.0**
Total Uses	**$377.2**	**$384.8**	**$403.4**	**$416.8**	**$432.7**	**$448.8**	**$464.6**	**$479.2**	**$497.6**	**$515.0**
% Change from Prior Yr		**2.0%**	**4.8%**	**3.3%**	**3.8%**	**3.7%**	**3.5%**	**3.1%**	**3.8%**	**3.5%**

FY 2026/27 General Fund Expenditures by Type ($377.2 Million)

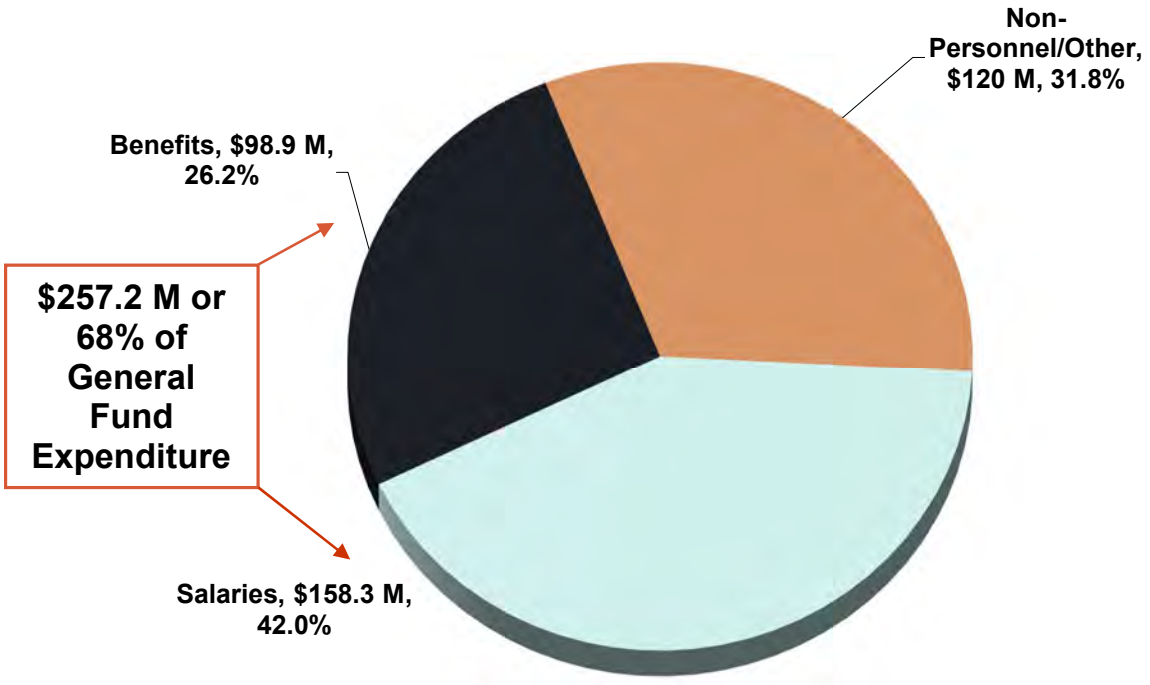

Labor Costs

Labor costs, which include salary, retirement and other benefit costs, are projected at $257.2 million in FY 2026/27. These costs are derived from a position-level analysis of City staffing, including actual salary and benefit information, negotiated salary and benefit adjustments for bargaining groups that have current Memorandums of Understanding with the City, projected adjustments for the out years of the forecast, and retirement information from the California Public Employees Retirement System (CalPERS) and the City's actuary.

Over the Forecast period, these costs are projected to increase an average of 3.6% annually and reach $350.0 million by FY 2035/36.

Retirement Costs

Retirement costs represent one of the largest components of labor costs. The City contributes to CalPERS, which provides a defined benefit plan for participating public entities within the State of California. CalPERS offers a menu of benefit provisions that are established by State statutes within the Public Employee Retirement Law. The City selected its benefit provisions from the benefit menu by contract with CalPERS and adopted those benefits through local ordinance, following negotiations with employee bargaining groups.

In FY 2026/27, pension costs are projected to be $68.3 million. By the end of the Forecast period, PERS expenditures are projected to reach $84.6 million and will account for an estimated 16% of General Fund expenditures.

On December 21, 2016, the CalPERS Board approved lowering the investment earnings assumption (discount rate) downward from 7.5% to 7.0% over a three-year period. This change increased rates beginning in Fiscal Year 2018/19. In February 2018, the CalPERS Board approved shortening the period over which actuarial gains and losses are amortized from 30 years to 20 years for new pension liabilities. This policy became effective as of the June 30, 2019, CalPERS actuarial valuations. Beginning in FY 2022/23, the investment earnings assumption was lowered to 6.80% per year. In April 2024, the Board took action to modify the Funding Risk Mitigation Policy to remove the automatic change to the discount rate when the investment return exceeds the various thresholds. Rather than an automatic change to the discount rate, a board discussion would be placed on the calendar. Additional actions may be implemented in the future as part of a risk mitigation strategy to move to more conservative estimates over time to reduce volatility, including additional downward revisions to the discount rate.

Year-by-year pension rate projections are shown below. These projections incorporate rates provided by CalPERS and by the City's actuary.

General Fund PERS Costs

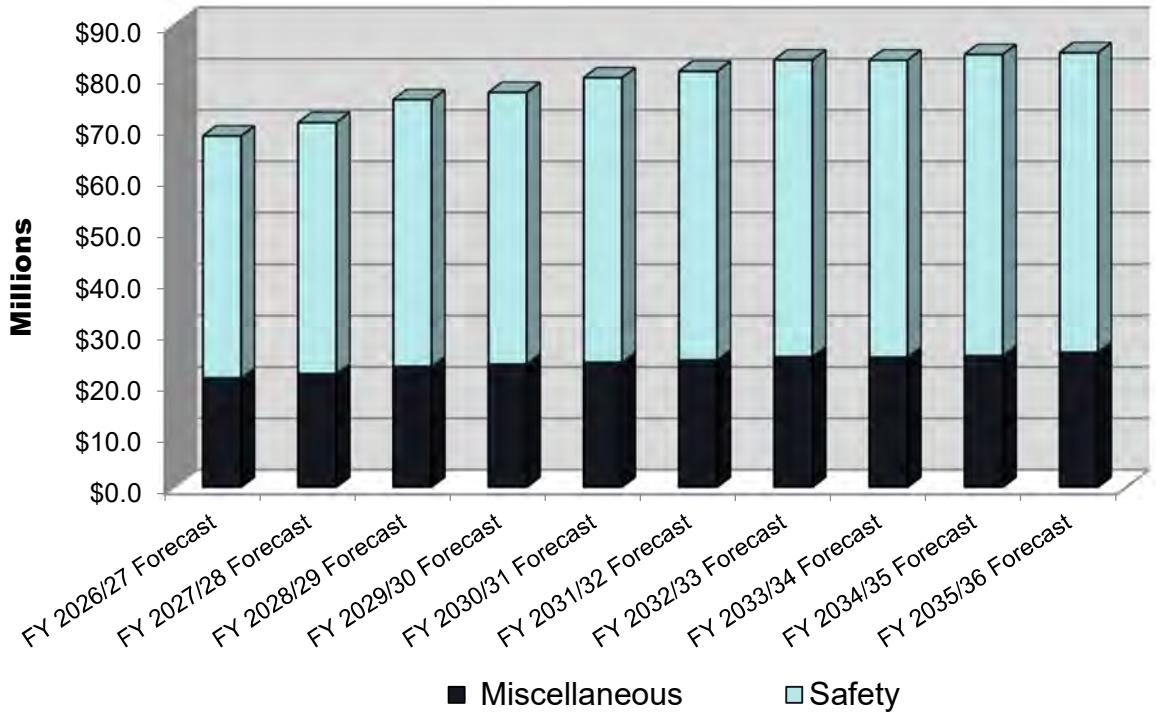

Materials, Services, Supplies

The materials, services and supplies budget for FY 2026/27 is $40.7 million, which is below the FY 2025/26 Adopted Budget level of $43.0 million. The budget reflects anticipated increases in costs and the elimination of one-time costs budgeted in FY 2025/26, including those that were carried over from FY 2024/25 to FY 2025/26. Expenditures are projected to reach $57.9 million by FY 2035/36. Certain costs occur every other year, such as election costs, and are reflected in those years. Starting in FY 2027/28, approximately $1.0 million in expenditures that have historically been budgeted in the capital budget are assumed to be shifted to the operating budget due to the nature of these expenditures (street tree services; storm drain repairs and maintenance; and storm drain pump station motor and control maintenance, repair and replacement).

Interfund Services

Interfund services include the General Fund contribution to several internal service funds, including Communications Acquisitions, Fleet Operations, Information Technology Services, Special Liability Insurance, Unemployment Insurance, Vehicle Replacement, and Workers' Compensation. In FY 2026/27, these costs are estimated at $37.4 million and increase to $49.4 million by FY 2035/36. These estimates are based on an evaluation of the activity levels in each internal service fund.

Capital Outlay

The Capital Outlay category accounts for equipment with a unit cost of $1,000 or more and an estimated useful life of over one year or minor capital improvements. This category totals $0.6 million in FY 2026/27 and primarily includes ongoing costs shifted from the capital budget for personal protective equipment, defibrillator replacement, and thermal image camera replacement for the Fire Department. Expenditures are projected to reach $0.8 million by FY 2035/36.

Loans and Transfers

This category includes debt service payments, transfers to the Cemetery Fund, transfers to capital funds and the Public Works Capital Project Management Fund to cover Public Works capital project delivery costs, the City's contributions to parking maintenance and Convention Center maintenance, and loan repayments. Starting in FY 2026/27, this category also includes annual transfers to a new Infrastructure Replacement Capital Fund equal to 3% of budgeted expenditures (excluding reserves) to address deferred infrastructure needs. These transfers total $10.4 million in FY 2026/27 and increase to $14.0 million by FY 2035/36.

Loans and Transfers are estimated at $22.0 million in FY 2026/27 and increase to $25.2 million by FY 2035/36. This category does not reflect the one-time funds transferred from the General Fund Capital Projects Reserve to support capital projects.

Reserves/Fund Balance

This category, which includes contributions to various reserves and the ending fund balance, totals $19.3 million in FY 2026/27 and increases to $31.7 million by FY 2035/36.

- **Property Tax Education Revenue Augmentation Fund (ERAF) Reserve** – As discussed in the Property Tax revenue section above, excess ERAF funds are projected at $8.0 million in FY 2026/27. The County of Santa Clara has indicated that approximately 18% of the ERAF receipts are at risk due to legal challenges regarding the allocation of these funds. Given this risk, the ERAF funds in dispute are set aside in an ERAF Reserve in the General Fund. In FY 2026/27, the annual contribution to this reserve totals $1.4 million and increases to $2.3 million by FY 2035/36. With the annual contribution, this reserve is budgeted to end FY 2026/27 at $9.4 million.

- **Capital Projects Reserve** – This reserve is set aside to fund the portion of the City's Capital Improvement Program (CIP) that has no other funding sources to support it. The projects funded from this reserve address basic City infrastructure replacements/repairs, facility enhancements, and unanticipated needs. The Council adopted a policy in FY 1996/97 to maintain a minimum of $5.0 million in the Capital Projects Reserve (CPR). Starting in FY 2025/26, annual contributions to the CPR were incorporated into the Forecast. In FY 2026/27, the contribution to the CPR totals $4.0 million and varies by year throughout the Forecast with a contribution of $13.0 million in FY 2035/36. These annual contributions along with the transfers to the new Infrastructure Replacement Capital Fund provide ongoing funding to address the City's capital infrastructure needs.

- **Budget Stabilization Reserve** – During FY 1985/86, the City Council established a policy regarding use of the City's General Contingency Reserve funds. Under that policy, a Budget Stabilization Reserve (formerly known as the Working Capital Reserve) was established. The Budget Stabilization Reserve (BSR) is set aside to protect vital General Fund services through economic downturns, emergency financial crisis, or disaster situations. The reserve target is equal to the expenditures of the City's General Fund operations for three months (90-days or 25% of budgeted appropriations). The Forecast assumes contributions to the BSR to keep the reserve at 25% of budgeted expenditures. The contribution totals $2.5 million in FY 2026/27 and varies throughout the forecast period.

- **Pension Stabilization Reserve** – This reserve has a targeted annual contribution that would fund 1% of the City's unfunded pension liability annually to address the City's pension unfunded accrued liability. This Forecast assumes an annual contribution of $4.8 million.

  As discussed above, the City receives earnings on its pension trust fund and these earnings are placed in the Pension Stabilization Reserve. These earnings are estimated at $2.2 million in FY 2026/27 and expected to reach $3.3 million by FY 2035/36.

- **Position Restorations Reserve** – Given the improvement in the Forecast, funding is set aside to restore positions that were frozen in prior years to address budget shortfalls. These restorations would be considered in FY 2026/27 or during the development of the Proposed FY 2027/28 and FY 2028/29 Operating Budget in conjunction with departmental organizational reviews.The Reserve totals $3.0 million in FY 2026/27 and increases to $4.3 million in FY 2035/36.

- **Unrestricted Ending Fund Balance** – Funding is set aside in the Unrestricted Fund Balance to address any higher than anticipated costs that occur during the year. The contribution totals $1.2 million in FY 2026/27 and $1.0 million annually through the remaining years of the Forecast.

CONCLUSION

The Forecast provides policy makers, the public, and City staff an updated assessment of the City's financial condition that considers the latest projections of economic conditions. It serves as a starting point in the budget development process by providing the necessary context for making budget decisions. The Forecast also identifies known risk factors and vulnerabilities, and it provides a foundation for evaluating priorities and understanding trade-offs moving forward.

The Ten-Year General Fund Forecast shows significant improvement from the last forecast with small surpluses in most years due to stronger revenue growth. With this improvement, the Forecast incorporates contributions equivalent to three percent of General Fund expenditures into a new sinking fund for capital infrastructure replacement. This Forecast also includes a new Reserve for Position Restorations that will be available to unfreeze positions that were previously frozen to address budget shortfalls as well as annual contributions to the Pension Stabilization Reserve.

This Forecast serves as a strategic planning tool to help meet the City's long-term goal to plan for additional fiscal capacity and bring forward sustainable funding strategies to address these unmet cost elements.

This page is intentionally left blank.

Statements of Sources and Uses of Funds

This page is intentionally left blank.

General Fund

This page is intentionally left blank.

GENERAL FUND

The General Fund is the primary fund of the City that is used to account for all revenues and expenses that are not restricted by law or policy to be accounted for in another fund. The General Fund supports many of the most visible and essential City services including libraries, parks, police, and fire protection. The General Fund also includes many departments that provide central services including the City Manager, City Attorney, City Clerk, Mayor and City Council, Finance, and Human Resources offices and departments.

General Fund Sources

General Fund sources total $580.6 million in the FY 2026/27 Amended Budget and consist of $217.9 million in fund balance estimated to be carried over from FY 2025/26, $360.7 million in revenue, and $2.0 million in transfers from other funds. The total sources are up $68.5 million from the FY 2026/27 Adopted Budget. This change reflects an increase in the beginning fund balance ($46.2 million) and an increase in revenues and transfers ($22.3 million). The increase in the beginning fund balance is primarily due to the allocation of the balance from the close out of FY 2024/25 to the Capital Projects Reserve, the Land Sale Reserve, the Pension Stabilization Reserve, and the Accrued Liability Reserve as well as the carryover of unrestricted fund balance from FY 2025/26. The growth in revenues primarily reflects increases in Sales Tax, Transient Occupancy Tax, Interest Earnings, and the SVP Transfer. As part of the budget process, estimates are developed for each line item, taking into consideration activity projections, historical trends, and the economic environment.

The table below summarizes the projected sources of General Fund revenues and transfers in this budget.

Funding Source	FY 2024/25 Actual	FY 2025/26 Amended	FY 2025/26 Estimate	FY 2026/27 Adopted	FY 2026/27 Change	FY 2026/27 Amended
Property Tax	95,931,933	101,181,000	101,181,000	106,018,000	1,779,000	107,797,000
Sales Tax	79,352,441	65,850,000	75,850,000	67,806,000	8,044,000	75,850,000
Transient Occupancy Tax	26,992,990	27,500,000	27,500,000	28,600,000	2,080,000	30,680,000
Franchise Fees	5,445,191	5,600,000	5,600,000	5,824,000	(56,000)	5,768,000
Documentary Transfer Tax	1,573,371	1,600,000	1,600,000	1,632,000	-	1,632,000
Licenses and Permits	10,094,708	9,074,000	9,074,000	9,295,000	(304,000)	8,991,000
Rents and Leases	25,309,117	16,952,691	16,952,691	17,840,231	850,220	18,690,451
Other Services Fees	47,784,717	59,373,853	59,373,853	51,011,000	(1,543,678)	49,467,322
State/Other Agencies	5,465,671	1,073,764	1,073,764	580,000	180,000	760,000
Fines and Penalties	2,430,877	1,557,000	2,457,000	1,557,000	750,000	2,307,000
Interest	9,354,848	6,247,000	9,247,000	6,375,000	3,025,000	9,400,000
Interest – Pension Trust	3,035,553	-	-	-	2,171,000	2,171,000
SVP Transfer	38,881,781	37,275,000	37,275,000	39,139,000	3,791,000	42,930,000
Other Revenue	6,984,706	4,097,444	4,097,444	3,063,773	1,149,190	4,212,963
Revenue Subtotal	**358,637,904**	**337,381,752**	**351,281,752**	**338,741,004**	**21,915,732**	**360,656,736**
Transfers From	3,655,261	10,382,193	10,382,193	1,661,271	339,192	2,000,463
Total Revenues/ Transfers	**362,293,165**	**347,763,945**	**361,663,945**	**340,402,275**	**22,254,924**	**362,657,199**

The largest economically sensitive revenue categories (property tax, sales tax, and transient occupancy tax) account for approximately 60% of General Fund revenues. Following is a discussion of these categories as well as other major General Fund revenue categories.

Property Tax

Property tax is the largest revenue source for the City, representing approximately 30% of revenues. Under Proposition 13, the assessed valuation of properties held by the same owner from year to year is adjusted each year by the lesser of 2.0% or the percent change in the annual California Consumer Price Index (CCPI). For FY 2026/27, the adjustment factor based on CCPI is 2.0%. Beyond the inflation adjustment, growth in property tax receipts is driven by reassessments upon the sale of properties and new construction projects being added to the tax rolls. In FY 2026/27, assessed valuation growth on secured property is projected at 5.0%.

Property Tax Distribution per $100 Collected

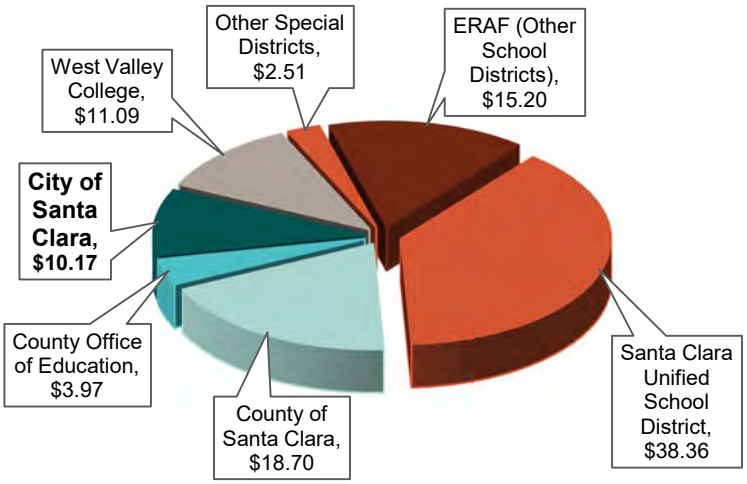

In FY 2026/27, property tax revenue is projected at $107.8 million and includes secured property tax of $104.5 million and unsecured property tax of $3.3 million. Secured Property Tax receipts include general secured property tax along with supplemental property tax (retroactive collections back to the point of sale for reassessments of value due to property resale), residual Redevelopment Agency (RDA) receipts, and excess Educational Revenue Augmentation Fund (ERAF) funds (under Proposition 98, a portion of property tax receipts are allocated to the ERAF beginning in 1992 and once there are sufficient funds in ERAF to fulfill the obligation to the school districts, excess funds are returned to the taxing entities that contributed the funding). The excess ERAF funds are projected at $8.0 million in FY 2026/27. The County of Santa Clara has indicated that approximately 18% of the ERAF receipts are at risk due to legal challenges regarding the allocation of these funds. Given this risk, the ERAF funds in dispute are set aside in an ERAF Reserve in the General Fund. In FY 2026/27, the contribution to this reserve totals $1.4 million.

Unsecured property tax is assessed on personal property that is tangible or moveable and is not attached to real estate (e.g., office equipment, planes, boats). Unsecured property tax receipts are projected to increase 2% in FY 2026/27 to $3.3 million.

Sales Tax

Sales tax is General Fund's second largest revenue. The City's current sales tax rate is 9.125%, of which the City of Santa Clara receives 1%. Santa Clara's sales tax collections are directly influenced by local, regional, national, and international economic and business cycles and are therefore one of the most volatile General Fund revenues. Receipts experienced unusually high growth of 28.5% in FY 2024/25 due primarily to increases in the business-to-business sector. Collections during the first two quarters of FY 2025/26 are down 2.5% but remain at historically high levels. The budget conservatively assumes that a portion of that growth is one-time in nature. Sales tax revenue is projected to decrease to $75.9 million in FY 2026/27.

Sales Tax Distribution per $100 Collected

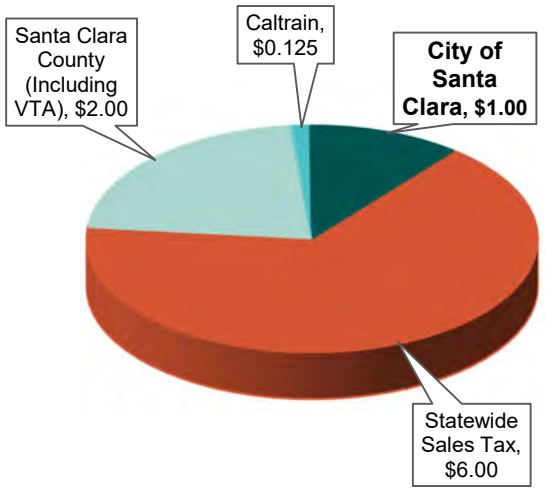

Transient Occupancy Tax

Transient Occupancy Tax (TOT) is calculated as a percentage of City hotel/motel room charges. The City's current TOT rate is 13.5%. As with sales tax, TOT is sensitive to business cycles and can vary greatly from year to year based on occupancy levels and room rates. Prior to COVID-19, this category had experienced tremendous growth. With the COVID-19 safety restrictions, TOT receipts plummeted at the end of FY 2019/20 and through FY 2020/21. Collections over the last few years continue to make up the lost ground but remain below pre-COVID levels when factoring in the rate increases that have been implemented (from 9.5% to 13.5%). In FY 2026/27, TOT revenues are projected at $30.7 million.

Franchise Tax and Documentary Transfer Tax

The Franchise Tax revenues are projected at $5.8 million in FY 2026/27. The Documentary Transfer Tax, which is imposed on the transfer of the title of real property, is projected at $1.6 million in FY 2026/27.

Licenses and Permits

Licenses and Permits are projected to total $9.0 million in FY 2026/27, including business licenses at $6.15 million, fire permits at $2.06 million, parking permits at $738,000, and encroachment and miscellaneous permits at $45,000.

Rents and Leases

The Rents category includes property rents and leases as well as right-of-way rental fees charged to the water, recycled water, and sewer utilities. In FY 2026/27, rent revenue is estimated to total $18.7 million, including $11.1 million from property rents and leases and $7.6 million from right-of-way rental fees. This category factors in projected lease revenue from the Related project ($1.0 million in FY 2026/27; assumes Phase I of the project). This category also includes Stadium performance rent, which totals $2.6 million in FY 2026/27.

Other Services Fees

The Other Services Fees category includes fees charged for various City services provided by the departments of Community Development, Fire, Police, Parks and Recreation, and Public Works as well as cost allocation plan reimbursements and Stadium-related reimbursements. This category is estimated to generate $49.5 million in FY 2026/27, which is lower than FY 2025/26 due to the elimination of one-time Host Committee reimbursements for City costs related to the Super Bowl and FIFA World Cup events occurring in FY 2025/26.

Silicon Valley Power Transfer

In accordance with the City's charter, Silicon Valley Power pays 5.0% of gross revenues to the General Fund. Contributions are estimated at $42.9 million in FY 2026/27. Growth in this category is primarily driven by market projections for electric consumption, resources costs, and any retail rate increase assumed for the Electric Utility.

Transfers From

The Transfers from Other Funds category totals $2.0 million in FY 2026/27 and includes the following: a transfer of $1.5 million from the Storm Drain Capital Fund to support storm drain operations; a transfer of $0.3 million from the Building Development Services Fund to cover a portion of the Code Enforcement costs and 50% of the cost of a Senior Management Analyst in the City Manager's Office that supports development activity; and a transfer of $0.2 million from the Electric Utility Fund to cover the cost of a Management Analyst position that is proposed to be added to the Human Resources Department to support SVP.

Unrestricted Beginning Fund Balance

The Budget incorporates an Unrestricted Beginning Fund Balance estimate generated from prior year excess revenues and expenditure savings. An additional $13.9 million is assumed in FY 2026/27 (bringing the total to $16.6 million when factoring in the existing budgeted fund balance). The additional fund balance assumes excess revenue of 2% and expenditure savings of 2%.

General Fund Uses

Overall, General Fund uses total $580.6 million in the FY 2026/27 Amended Budget. Of this amount, $335.9 million accounts for operational expenditures, $29.5 million represents transfers to other funds, and $215.2 million represents fund balance and reserves. The following table summarizes the General Fund expenditures and transfers.

The following table summarizes the General Fund expenditures and transfers.

Expenditures	FY 2024/25 Actual	FY 2025/26 Amended	FY 2025/26 Estimate	FY 2026/27 Adopted	FY 2026/27 Change	FY 2026/27 Amended
Salaries	136,679,640	152,878,502	152,878,502	157,324,621	960,355	158,284,976
Retirement – Safety	38,646,509	43,536,599	43,536,599	47,788,803	(727,598)	47,061,205
Retirement – Misc.	20,188,415	22,001,462	22,001,462	21,193,816	49,973	21,243,789
Other Benefits	22,859,214	27,724,398	27,724,398	30,130,802	467,886	30,598,688
Materials/Services/ Supplies	34,826,213	42,670,807	42,670,807	40,019,213	693,486	40,712,699
Interfund Services	30,493,941	34,655,176	34,655,176	35,486,918	1,897,455	37,384,373
Capital Outlay	172,590	877,292	877,292	565,600	64,700	630,300
Total Expenditures	**283,866,522**	**324,344,236**	**324,344,236**	**332,509,773**	**3,406,257**	**335,916,030**
Transfers To	29,398,367	38,767,419	38,767,419	10,462,744	19,040,034	29,502,778
Total Expenditures and Transfers To	**313,264,889**	**363,111,655**	**363,111,655**	**342,972,517**	**22,446,291**	**365,418,808**

As a public service organization focused on delivering high-quality services to our community, labor costs reflect the highest level of investment at 70% of the expenditure budget. Following is a discussion of the General Fund expenditure categories.

Salaries and Benefits

The expenditures in this category account for full-time and part-time salaries, retirement, health, social security, other employer benefits, and overtime costs. The FY 2026/27 Amended Budget factors in the latest negotiated salary adjustments known at the time the budget was developed and updated retirement and benefit costs. Salaries and benefits total $257.2 million in the FY 2026/27 Amended Budget. This also includes funding for position changes associated with organizational reviews and other analyses conducted for various departments. These actions are described in the Appendices Section of the document.

The City of Santa Clara participates in the California Public Employees' Retirement System (CalPERS) under the Miscellaneous Retirement Plan and the Safety Retirement Plan. In the FY 2026/27 Amended Budget, retirement costs in the General Fund are budgeted at $47.1 million for Safety employees and $21.2 million for Miscellaneous employees. These figures reflect the latest information from CalPERS on the rates for FY 2026/27.

Materials, Services, and Supplies

The FY 2026/27 Amended Budget totals $40.7 million for materials, services, and supplies. This budget reflects Base Budget adjustments to account for the updated cost of providing existing services in FY 2026/27, the removal of one-time funding approved for FY 2025/26, and FY 2026/27 proposed budget actions.

Interfund Services

Interfund services are citywide in nature and funded through internal service funds (Information Technology Department services, special liability fund, workers' compensation, Public Works capital project management, vehicle equipment and maintenance, fleet purchases, and communications equipment) that are apportioned to City Departments and funds. This category totals $37.4 million in the FY 2026/27 Amended Budget.

Capital Outlay

The Capital Outlay category accounts for equipment with a unit cost of $1,000 or more and an estimated useful life of over one year or minor capital improvements. This category totals $0.6 million in FY 2026/27 and primarily includes ongoing costs shifted from the capital budget for personal protective equipment, defibrillator replacement, and thermal image camera replacement for the Fire Department.

Transfers to Other Funds

This category includes transfers to other funds to support capital projects, the City's share of assessment district costs, other services, and debt payments. The FY 2026/27 Amended Budget for this category totals $29.5 million, including $21.8 million for capital projects, $3.1 million for Public Works Capital Project Management, $1.4 million for debt payments, $1.3 million for assessment district payments, $1.0 million for the Cemetery Fund, and $0.9 million for other services. Starting in FY 2026/27, funding equivalent to 3% of General Fund expenditures is transferred to a new Infrastructure Replacement Capital Fund.

General Fund Reserves

The General Fund includes several reserves established by City Council policy or to segregate restricted revenues. Additional detail regarding reserve policies can be found in the Budget and Fiscal Policies section of this document.

Budget Stabilization Reserve

This reserve is used as an allocation for weathering economic downturns, emergency financial crises or disaster situations. Per Council policy, the Budget Stabilization Reserve (BSR) target is equal to the cost of the City's General Fund operations for three months, or 25% of the expenditure budget. In the FY 2026/27 Amended Budget, the BSR is set at $84.0 million, or 25.0% of expenditures (excluding transfers).

Capital Projects Reserve

The Capital Projects Reserve (CPR) earmarks funds for the Capital Improvement Program (CIP). The minimum target for this reserve is $5.0 million. The Proposed CIP assumes the use of $12.9 million of the CPR to fund high priority projects, reducing the FY 2026/27 ending balance to $12.5 million.

Land Sale Reserve

The City Council established the Land Sale Reserve with net proceeds from the sale of City-owned land. The Land Sale Reserve has a projected ending balance of $18.6 million for FY 2026/27 and is available for appropriation by City Council action.

Advanced Planning Fee Reserve

The advanced planning fee is collected as a portion of planning and building fees. These funds are set aside for long-range planning activities. The Advanced Planning Reserve has a projected ending balance of $6.0 million in FY 2026/27. Starting in FY 2023/24, this reserve funds 1.0 Senior Planner.

Technology Fee Reserve

The Technology Fee Reserve sets aside the technology fee revenue collected with the development fees and other applicable fees. This reserve is used to fund Accela licensing costs and other technology improvements for the fee programs that assess this fee. This reserve also funds a total of 1.4 Business Analyst positions. The Technology Fee Reserve has a projected ending balance of $2.4 in FY 2026/27.

Other Reserves

By Council Policy, other reserves are set aside in the General Fund including the Pension Stabilization Reserve. For FY 2026/27, the Pension Stabilization Reserve is projected to total $49.2 million and reflects an increase of $7.0 million, which includes a contribution of $4.8 million that is equivalent to one percent of the unfunded liability, as well as a contribution of $2.2 million to allocate the projected pension trust interest earnings. The FY 2026/27 Amended Budget also includes the following: a Development Fee Reserve ($1.5 million); a Property Tax Education Revenue Augmentation Fund (ERAF) Reserve ($9.4 million) to set aside the portion of the excess ERAF property tax receipts that are subject to legal challenge; a new Position Restoration Reserve ($3.0 million) to provide funding to restore positions previously frozen to address budget shortfalls; a Reserve for Future Budget Balancing ($6.7 million) to ensure funds are available to address potential budget shortfalls; and an Accrued Liability Reserve ($3.8 million).

GENERAL FUND | GENERAL FUND (001)

	2024/25 Actual	2025/26 Amended	2025/26 Estimate	2026/27 Adopted	2026/27 Amended
Beginning Fund Balance					
Encumbrance Carryover	6,162,368	5,816,859	5,816,859	6,162,368	5,816,859
Budget Stabilization Reserve	54,299,297	68,933,228	68,933,228	80,900,000	81,450,116
Capital Projects Reserve	23,860,843	7,834,572	7,834,572	8,834,572	21,383,432
Reserve for Programmed Capital Projects	986,657	5,607,871	5,607,871	2,976,438	2,976,438
Development Fee Program Reserve	1,500,000	1,500,000	1,500,000	1,500,000	1,500,000
Advanced Planning Fee	5,422,634	6,574,046	6,574,046	4,919,795	6,227,179
Technology Fee Reserve	2,564,774	3,018,733	3,018,733	2,355,271	2,827,685
Land Sale Reserve	18,481,036	12,678,088	12,678,088	10,343,105	18,561,159
Pension Stabilization Reserve	29,226,847	37,546,640	37,546,640	34,606,759	42,146,233
Property Tax ERAF Reserve	4,823,000	6,744,337	6,744,337	7,942,597	7,942,597
Historical Preservation Reserve	96,105	0	0	0	0
FY 2023/24 Budget Balancing Reserve	431,789	0	0	0	0
Restricted for Pre-Payments	93,892	19,278	19,278	0	0
Accrued Liability Reserve	1,882,000	3,802,000	3,802,000	1,882,000	3,802,000
Reserve for FY 2026/27 Budget Balancing	0	0	0	6,698,718	6,698,718
Unrestricted	20,518,815	59,302,681	59,302,681	2,605,262	16,598,207
Total Beginning Fund Balance	**170,350,057**	**219,378,333**	**219,378,333**	**171,726,885**	**217,930,623**
Revenue					
Property Taxes - Secured	92,662,544	97,993,000	97,993,000	102,766,000	104,545,000
Property Taxes - Unsecured	3,269,389	3,188,000	3,188,000	3,252,000	3,252,000
Sales Tax	78,519,399	65,000,000	75,000,000	66,950,000	75,000,000
Public Safety Sales Tax	833,042	850,000	850,000	856,000	850,000
Documentary Transfer Tax	1,573,371	1,600,000	1,600,000	1,632,000	1,632,000
Transient Occupancy Tax	26,992,990	27,500,000	27,500,000	28,600,000	30,680,000
Franchise Taxes	5,445,191	5,600,000	5,600,000	5,824,000	5,768,000
Rents	25,309,117	16,952,691	16,952,691	17,840,231	18,690,451
State Revenues	369,066	322,000	322,000	322,000	360,000
Other Agencies Revenues	5,096,605	751,764	751,764	258,000	400,000
Licenses and Permits	10,094,708	9,074,000	9,074,000	9,295,000	8,991,000
Fines and Penalties	2,430,877	1,557,000	2,457,000	1,557,000	2,307,000
Other Fees for Services	47,784,717	59,373,853	59,373,853	51,011,000	49,467,322
Interest	9,354,848	6,247,000	9,247,000	6,375,000	9,400,000
Interest - Pension Trust	3,035,553	0	0	0	2,171,000
Silicon Valley Power Transfer	38,881,781	37,275,000	37,275,000	39,139,000	42,930,000
Other Revenue	6,984,706	4,097,444	4,097,444	3,063,773	4,212,963
Total Revenue	**358,637,904**	**337,381,752**	**351,281,752**	**338,741,004**	**360,656,736**

GENERAL FUND | GENERAL FUND (001)

	2024/25 Actual	2025/26 Amended	2025/26 Estimate	2026/27 Adopted	2026/27 Amended
Transfers From					
Building Development Services Fund	190,927	198,238	198,238	205,506	319,578
Building Special Programs and Training Fund	1,492	1,765	1,765	1,765	1,765
Electric Utility Fund	383,129	0	0	0	225,120
Fire Department Capital Fund	0	18,764	18,764	0	0
General Government Capital Fund	84,237	9,984	9,984	0	0
Other City Departments Operating Grant Trust Fund	1,364,581	359,768	359,768	0	0
Parks and Recreation Capital Fund	2,642	8,137,931	8,137,931	0	0
Public Works Capital Projects Mgmt Fund	162,677	201,743	201,743	0	0
Storm Drain Capital Fund	1,454,000	1,454,000	1,454,000	1,454,000	1,454,000
Streets and Highways Capital Fund	11,576	0	0	0	0
Total Transfers From	**3,655,261**	**10,382,193**	**10,382,193**	**1,661,271**	**2,000,463**
Total Source of Funds	**532,643,222**	**567,142,278**	**581,042,278**	**512,129,160**	**580,587,822**
Expenditures					
Salaries	136,679,640	152,878,502	152,878,502	157,324,621	158,284,976
Retirement - Safety	38,646,509	43,536,599	43,536,599	47,788,803	47,061,205
Retirement - Miscellaneous	20,188,415	22,001,462	22,001,462	21,193,816	21,243,789
Other Benefits	22,859,214	27,724,398	27,724,398	30,130,802	30,598,688
Materials/Services/Supplies	34,826,213	42,670,807	42,670,807	40,019,213	40,712,699
Interfund Services	30,493,941	34,655,176	34,655,176	35,486,918	37,384,373
Capital Outlay	172,590	877,292	877,292	565,600	630,300
Total Expenditures	**283,866,522**	**324,344,236**	**324,344,236**	**332,509,773**	**335,916,030**
Transfers To					
Building Development Services Fund	0	122,258	122,258	152,923	335,056
Cemetery Fund	823,000	1,078,109	1,078,109	1,146,087	976,306
Cemetery Capital Fund	4,689	0	0	0	0
Convention Center Enterprise Fund	0	428,400	428,400	0	448,195
Convention Center Maintenance District Fund	840,546	940,109	940,109	1,010,876	1,163,014
Downtown Parking Maintenance District Fund	137,000	139,384	139,384	146,783	143,012
Expendable Trust Fund	96,105	0	0	0	0
Fire CUPA Fund	392,826	0	0	0	0
Fire Department Capital Fund	1,506,700	448,693	448,693	29,075	31,000
Fire Operating Grant Trust Fund	553,769	993,392	993,392	0	0

GENERAL FUND | GENERAL FUND (001)

	2024/25 Actual	2025/26 Amended	2025/26 Estimate	2026/27 Adopted	2026/27 Amended
Transfers To					
General Government Capital Fund	2,761,524	3,370,303	3,370,303	12,183	3,250,000
Infrastructure Replacement Capital Fund	0	0	0	0	10,420,000
Library Department Capital Fund	471,848	21,804	21,804	22,365	0
Parks and Recreation Capital Fund	11,038,805	1,190,489	1,190,489	571,630	489,000
Parks and Recreation Operating Grant Fund	21,851	7,702	7,702	27,445	17,150
Patrick Henry Drive Infrastructure Improvement Fund	4,266	0	0	0	0
Police Operating Grant Trust Fund	0	5,910	5,910	0	0
Public Buildings Capital Fund	2,438,101	21,522,511	21,522,511	192,343	1,103,200
Public Facilities Financing Corporation Fund	1,405,940	1,406,979	1,406,979	1,400,579	1,400,579
Public Works Capital Project Mgmt Fund	0	0	0	0	3,086,840
Solid Waste Fund	102,564	102,564	102,564	102,564	102,564
Sports and Open Space Authority Fund	10,200	10,404	10,404	10,612	12,000
Storm Drain Capital Fund	2,525,765	660,357	660,357	1,984,236	3,799,000
Streets and Highways Capital Fund	4,065,951	3,679,651	3,679,651	3,653,043	2,725,862
Vehicle Replacement Fund	196,917	374,000	374,000	0	0
Water Utility Capital Fund	0	2,264,400	2,264,400	0	0
Total Transfers To	**29,398,367**	**38,767,419**	**38,767,419**	**10,462,744**	**29,502,778**
Ending Fund Balance					
Encumbrance Carryover	5,816,859	5,816,859	5,816,859	6,162,368	5,816,859
Budget Stabilization Reserve	68,933,228	81,450,116	81,450,116	83,245,000	83,967,116
Capital Projects Reserve	7,834,572	21,383,432	21,383,432	10,834,572	12,531,732
Reserve for Programmed Capital Projects	5,607,871	2,976,438	2,976,438	0	8,394,500
Development Fee Program Reserve	1,500,000	1,500,000	1,500,000	1,500,000	1,500,000
Advanced Planning Fee	6,574,046	6,227,179	6,227,179	4,656,155	5,960,838
Technology Fee Reserve	3,018,733	2,827,685	2,827,685	2,202,348	2,442,629
Land Sale Reserve	12,678,088	18,561,159	18,561,159	10,343,105	18,561,159
Pension Stabilization Reserve	37,546,640	42,146,233	42,146,233	34,606,759	49,164,233
Property Tax ERAF Reserve	6,744,337	7,942,597	7,942,597	9,200,770	9,389,977
Position Restoration Reserve	0	0	0	0	3,000,000
Restricted for Pre-Payments	19,278	0	0	0	0
Accrued Liability Reserve	3,802,000	3,802,000	3,802,000	1,882,000	3,802,000
Reserve for Future Budget Balancing	0	6,698,718	6,698,718	0	6,698,718
Unrestricted	59,302,681	2,698,207	16,598,207	4,523,566	3,939,253
Total Ending Fund Balance	**219,378,333**	**204,030,623**	**217,930,623**	**169,156,643**	**215,169,014**
Total Use of Funds	**532,643,222**	**567,142,278**	**581,042,278**	**512,129,160**	**580,587,822**

Special Revenue Funds and Other Funds

This page is intentionally left blank.

SPECIAL REVENUE FUNDS AND OTHER FUNDS

Special Revenue Funds are established to account for specific revenue sources that are legally restricted or committed to particular purposes. The City of Santa Clara has various revenue sources that require separate Special Revenue Funds to be set up. The Other Funds relate to special assessments funds.

Bridge Maintenance District #2 Fund (463)

The Bridge Maintenance District #2 Fund sets aside revenue received through the apportionment of secured property tax as well as the Redevelopment Agency (RDA) revenue distribution. This funding is then transferred to the Streets and Highways Capital Fund to cover costs associated with the Bridge Maintenance Program project.

Building Development Services Fund (155)

The Building Development Services Fund was established in FY 2021/22 to account for building development-related fee revenue and associated building development services costs. The Building-related revenues and expenditures were previously reflected in the General Fund.

Building Special Programs and Training Fund (220)

This fund was formerly the Certified Access Specialist (CASp) Certification and Training Fund but was retitled to incorporate additional changes to the fund starting in FY 2021/22. The fund now incorporates Building Seismic/Strong Motion Fees and Building Standard Fees, in addition to CASp fees. All three revenue streams are related to State-mandated building permit fee surcharges (Building Standard and Seismic) or from the City's business license tax (CASp) and are for specific uses such as updating building code manuals or training related to updates in accessibility designs.

City Affordable Housing Fund (165)

The City Affordable Housing Fund accounts for the City's Below-Market Price Purchase Program, which helps low- and moderate-income families achieve the goal of homeownership. This fund promotes and facilitates the construction and retention of affordable housing, fulfilling State mandates to produce housing for all income levels. Revenues in the City Affordable Housing Fund are received from developer in-lieu fees, principal, and interest repayments on housing loans, as well as interest income on pooled investments.

Community Facilities District No. 2019-1 (Lawrence Station) Fund (027)

A resolution was adopted by Council in March 2019 to form a new Community Facilities District Fund (CFD) to finance maintenance of roadways, parks, parking spaces and enforcement, landscaped parkways and medians, trails, a highway overpass and a community clubhouse and garden located within the development at Lawrence Station. In accordance with the resolution, a special tax is levied on the properties located within the CFD. These special taxes are used to fund the authorized public services. Pursuant to Report to Council 19-249, the Fund also maintains funding necessary to replace facilities near end-of-service life (straight line depreciation of 15 years) in a capital reserve of 20%. The property assessments increase annually by the Consumer Price Index (CPI).

Convention Center Maintenance District Fund (026)

This fund provides maintenance and landscaping to the common grounds within the Santa Clara Convention Center Complex. Funds are received by means of a Special Benefits Assessment levied against the property owners in the district.

Developer Traffic Payments Fund (124)

This fund was established in FY 2020/21 and is managed by the Department of Public Works. The Developer Traffic Payments Fund is funded by developer contributions collected for specific jurisdictions and locations. Funding is allotted to non-City agencies for eligible projects or transfers to a capital project. Prior to FY 2022/23, this fund was titled the "Traffic Fair Share Fund".

Downtown Parking Maintenance District Fund (025)

The purpose of the Downtown Parking Maintenance District is to maintain the grounds of the Franklin Square complex. The Franklin Square complex is bounded by Monroe Street to the west, Jackson Street to the east, Benton Street to the north, and Homestead Road to the south. Maintenance of the landscape infrastructure is paid for by the General Fund. Extraordinary repairs to the asphalt parking lot and concrete walkways are funded by property owner assessments that are capped at $14,200 per year.

Endowment Care Fund (077)

This fund holds the non-expendable fees collected from cemetery patrons. Interest earned on the fund balance is used to support the ongoing maintenance of the cemetery.

Engineering Operating Grant Trust Fund (144)

This fund accounts for revenues received from other governmental agencies that are designated for specific uses in the Community Development Department. Grants are appropriated as they are received by the Department and approved by the City Council.

Expendable Trust Fund (079)

The Expendable Trust Fund accounts for assets held in a trustee capacity where the principal and income may be expended in the course of the fund's restricted/designated operations. Funds are appropriated as they are received by departments and approved by the City Council.

Fire Certified Unified Program Agency (CUPA) Fund (159)

The Fire CUPA Fund accounts for revenues and expenditures related to the Certified Unified Program Agency (CUPA) programs managed by the Fire Department, including hazardous materials permitting, inspections, and regulatory compliance activities associated with development and non-development activities.

Fire Development Services Fund (158)

The Fire Development Services Fund accounts for revenues generated from fire development-related fees and the associated costs of providing fire development services. These revenues include plan review, inspection, and other development-related service fees collected to support fire prevention, life safety review, and compliance activities related to new development and construction.

Fire Operating Grant Trust Fund (178)

This fund tracks revenues from other governmental agencies received by the Fire Department for fire safety and medical services activities. The grants are provided by federal, state, and County agencies. Grants are appropriated as they are received by the Fire Department and approved by the City Council.

Gas Tax Fund (121)

The Gas Tax Fund accounts for revenues and expenditures received from the State of California under Street and Highway Code Sections 2105, 2106, and 2107. Gas tax is imposed by the State as a per-gallon excise tax on gasoline and diesel fuel. Cities and counties receive an allocation from the State based on population and the proportion of registered vehicles. This funding is restricted for street maintenance, construction, and a limited amount for engineering.

Housing and Urban Development Fund (562)

The City of Santa Clara receives annual funding from the U.S. Department of Housing and Urban Development (HUD) to administer the Community Development Block Grant (CDBG) and HOME Investment Partnerships (HOME) programs. The CDBG program funds various nonprofit agencies and other City departments to implement services that benefit low- and moderate-income persons. The HOME program funds a wide range of activities including building, buying, and/or rehabilitating affordable housing for rent or homeownership, as well as providing direct rental assistance to low-income individuals. Grantees are generally selected through a competitive process and provide such services as senior services, homeless outreach, housing rehabilitation, accessibility improvements and code enforcement.

Housing Authority Fund (164)

The Santa Clara Housing Authority (SCHA) was established by the City Council to assume responsibility for managing and monitoring housing assets following the dissolution of the Redevelopment Agency (RDA). SCHA also assumes the responsibility for housing loans, which provide affordable housing and were made under various programs, for qualifying individuals and groups. The SCHA receives its main source of revenues from program income, which is used to support loan monitoring, administration, and other programs and projects of the Housing and Community Services Division of the Community Development Department.

Housing Successor Agency Fund (169)

All California Redevelopment Agencies (RDA) were dissolved on February 1, 2012. Following the dissolution, the City of Santa Clara was designated as the Housing Successor to the former RDA, responsible for paying off the former RDA's existing debts, disposing of the former RDA's properties and assets to help pay off debts, returning revenues to the local government entities that receive property taxes, and winding down the affairs of the former Redevelopment Agency. The City has also elected to retain the former RDA's housing functions, including retaining all of the housing assets, rights, power, duties, obligations and functions previously performed by the RDA in administering its Low and Moderate Income Housing Fund.

Library Donations Trust Fund (072)

This fund accounts for donations that are received and accepted by the City of Santa Clara's Library Department. These donations are for designated uses. Donations are appropriated as they are received by the Library Department and approved by the City Council.

Library Operating Grant Trust Fund (112)

This fund accounts for revenues received from other governmental agencies that are designated for specific uses in the Library Department. Grants are appropriated as they are received by the Library Department and approved by the City Council.

Other City Departments Operating Grant Trust Fund (101)

The Other City Departments Operating Grant Trust Fund accounts for any financial award given by the federal, State, or other local government to the City for Citywide eligible operating programs. Grants that are designated for department-specific functions are deposited into the respective departments' operating grant trust fund. Grants are appropriated as they are received by departments and approved by the City Council.

Parks and Recreation Operating Grant Trust Fund (111)

This fund accounts for grant revenues and other funding received from governmental agencies that are designated for specific uses in the Parks and Recreation Department, including the Senior Nutrition Program. The Senior Nutrition Program provides a congregate meal setting where seniors can improve their health through balanced meals and socialization. The program is funded from the Santa Clara County Social Services Agency's Senior Nutrition Program and the General Fund. Seniors are encouraged to access the many services available at the Senior Center and participate in the Health & Wellness programs. Grants are appropriated as they are received by the Parks and Recreation Department and approved by the City Council.

Perpetual Care Fund (076)

This fund accounts for fees collected from cemetery patrons to provide perpetual maintenance of Mission City Memorial Park once it reaches full capacity. Interest earned on the fund balance is used to support the ongoing maintenance of the cemetery.

Police Operating Grant Trust Fund (177)

This fund tracks revenues from other governmental agencies received by the Police Department for law enforcement activities. These grants are predominantly provided by the State, with a smaller portion received from the federal government. Grants are appropriated as they are received by the Police Department and approved by the City Council.

Prefunded Plan Review Fund (157)

Before any major real estate development project moves forward to construction, extensive studies are conducted (environmental, economic, and traffic) to ensure that the project's impact on the community is well understood. The cost of these studies is generally paid for by developers with the funding provided to cities to ensure proper oversight of this process. This fund, established in FY 2020/21, accounts for this activity.

Public Donations Fund (067)

The Public Donations Fund accounts for various donations the City receives from the public that are designated for specific uses. Per the City's Donation Policy, the City Manager is authorized to make funding available to departments for donations valued under $100,000. Donations of $100,000 or greater are appropriated as they are received by departments and approved by the City Council.

Public, Educational, and Governmental Fee Fund (221)

This fund accounts for the Public, Educational, and Governmental (PEG) fees the City receives from telecommunication companies in accordance with the Cable Communications Act of 1984 and the Digital Infrastructure and Video Competition Act of 2006. PEG channels broadcast public meetings, news conferences and educational programming about City departments and programs as well as government-sponsored community events. PEG fees can be used for capital-related expenses including video production and streaming equipment as well as television monitoring technology and technical support. These funds can also be used for the renovation and construction of facilities such as Council chambers, public meeting rooms and recording spaces.

Road Maintenance and Rehabilitation (SB1) Fund (122)

The Road Repair and Accountability Act of 2017 (Senate Bill 1) is a significant investment in California's transportation system which was signed into law on April 28, 2017. The funding from this investment must be used to fix roads, freeways, and bridges in communities across California, putting more dollars towards transit and safety. The majority of this revenue is from the Road Maintenance and Rehabilitation Account (RMRA), where cities have to prioritize repairing their existing infrastructure before addressing other transportation needs.

Traffic Mitigation Fund (123)

The Traffic Mitigation Fee is levied to fund improvements or programs to mitigate the City's traffic problems that result from development projects.

This is the second fiscal year of the biennial operating budget. The following section details the City of Santa Clara's Special Revenue Funds and Other Funds' Statements of Sources and Uses and their Amended Budget for Fiscal Year 2026/27.

SPECIAL REVENUE FUNDS | BRIDGE MAINTENANCE DISTRICT #2 FUND (463)

	2024/25 Actual	2025/26 Amended	2025/26 Estimate	2026/27 Adopted	2026/27 Amended
Beginning Fund Balance					
Unrestricted	213,374	340,668	340,668	395,175	432,692
Total Beginning Fund Balance	**213,374**	**340,668**	**340,668**	**395,175**	**432,692**
Revenue					
Taxes - Ad Valorem	122,473	91,800	91,800	93,600	93,600
Other Agencies Revenue	4,821	0	224	0	0
Total Revenue	**127,294**	**91,800**	**92,024**	**93,600**	**93,600**
Total Source of Funds	**340,668**	**432,468**	**432,692**	**488,775**	**526,292**
Transfers To					
Streets and Highways Capital Fund	0	0	0	420,000	420,000
Total Transfers To	**0**	**0**	**0**	**420,000**	**420,000**
Ending Fund Balance					
Unrestricted	340,668	432,468	432,692	68,775	106,292
Total Ending Fund Balance	**340,668**	**432,468**	**432,692**	**68,775**	**106,292**
Total Use of Funds	**340,668**	**432,468**	**432,692**	**488,775**	**526,292**

SPECIAL REVENUE FUNDS | BUILDING DEVELOPMENT SERVICES FUND (155)

	2024/25 Actual	2025/26 Amended	2025/26 Estimate	2026/27 Adopted	2026/27 Amended
Beginning Fund Balance					
Encumbrance Carryover	808,340	1,150,015	1,150,015	808,340	1,150,015
Reserve - Works in Progress	0	5,000,000	5,000,000	5,000,000	5,000,000
Reserve - Civic Center Campus Future Needs	0	0	0	0	5,000,000
Unrestricted	34,607,574	31,448,503	31,448,503	29,713,235	28,514,238
Total Beginning Fund Balance	**35,415,914**	**37,598,518**	**37,598,518**	**35,521,575**	**39,664,253**
Revenue					
License Permit	9,356,968	9,415,000	10,000,000	9,744,000	9,744,000
Other Agencies Revenue	21,431	0	0	0	0
Other Fees for Services	7,761,280	6,771,000	7,500,000	7,008,000	7,008,000
Other Revenue	114	0	0	0	0
Interest	1,322,241	550,000	1,450,000	578,000	578,000
Total Revenue	**18,462,034**	**16,736,000**	**18,950,000**	**17,330,000**	**17,330,000**
Transfers From					
General Fund - Technology Fee Reserve	0	122,258	122,258	152,923	335,056
Total Transfers From	**0**	**122,258**	**122,258**	**152,923**	**335,056**
Total Source of Funds	**53,877,948**	**54,456,776**	**56,670,776**	**53,004,498**	**57,329,309**
Expenditures					
Salaries	6,978,370	8,413,029	7,200,000	8,931,081	9,006,778
Retirement and Benefits	4,078,309	4,738,275	4,200,000	4,818,239	4,949,751
Materials/Services/Supplies	3,100,236	1,771,831	3,000,000	1,791,377	1,816,377
Services From Other Funds - Cost Allocation Plan	1,050,396	1,580,025	1,580,025	1,611,626	1,611,626
Interfund Services	731,020	804,159	804,159	820,516	849,556
Total Expenditures	**15,938,331**	**17,307,319**	**16,784,184**	**17,972,839**	**18,234,088**
Transfers To					
Building Special Programs and Training Fund	7,000	7,000	7,000	7,000	7,000
General Fund	190,927	198,238	198,238	205,506	319,578

SPECIAL REVENUE FUNDS | BUILDING DEVELOPMENT SERVICES FUND (155)

	2024/25 Actual	2025/26 Amended	2025/26 Estimate	2026/27 Adopted	2026/27 Amended
Transfers To					
General Government Capital Fund	59,536	17,101	17,101	2,850	0
Public Buildings Capital Fund	0	0	0	0	1,000
Vehicle Replacement Fund	83,636	0	0	0	0
Total Transfers To	**341,099**	**222,339**	**222,339**	**215,356**	**327,578**
Ending Fund Balance					
Encumbrance Carryover	1,150,015	1,150,015	1,150,015	808,340	1,150,015
Reserve - Works in Progress	5,000,000	5,000,000	5,000,000	5,000,000	5,000,000
Reserve - Civic Center Campus Future Needs	0	5,000,000	5,000,000	0	5,000,000
Unrestricted	31,448,503	25,777,103	28,514,238	29,007,963	27,617,628
Total Ending Fund Balance	**37,598,518**	**36,927,118**	**39,664,253**	**34,816,303**	**38,767,643**
Total Use of Funds	**53,877,948**	**54,456,776**	**56,670,776**	**53,004,498**	**57,329,309**

SPECIAL REVENUE FUNDS | BUILDING SPECIAL PROGRAMS AND TRAINING FUND (220)

	2024/25 Actual	2025/26 Amended	2025/26 Estimate	2026/27 Adopted	2026/27 Amended
Beginning Fund Balance					
CASp Reserve - Restricted	59,201	50,816	50,816	59,201	50,816
Seismic Admin Reserve - Restricted	139,014	153,058	153,058	139,014	153,058
Building Standard Reserve - Restricted	63,049	63,571	63,571	63,049	63,571
Total Beginning Fund Balance	**261,264**	**267,445**	**267,445**	**261,264**	**267,445**
Revenue					
License Permit	56,550	37,995	37,995	37,995	37,995
Total Revenue	**56,550**	**37,995**	**37,995**	**37,995**	**37,995**
Transfers From					
Building Development Services Fund	7,000	7,000	7,000	7,000	7,000
Total Transfers From	**7,000**	**7,000**	**7,000**	**7,000**	**7,000**
Total Source of Funds	**324,814**	**312,440**	**312,440**	**306,259**	**312,440**
Expenditures					
Salaries	35,452	22,020	22,020	22,020	22,020
Materials/Services/Supplies	20,425	21,210	21,210	21,210	21,210
Total Expenditures	**55,877**	**43,230**	**43,230**	**43,230**	**43,230**
Transfers To					
General Fund	1,492	1,765	1,765	1,765	1,765
Total Transfers To	**1,492**	**1,765**	**1,765**	**1,765**	**1,765**
Ending Fund Balance					
CASp Reserve - Restricted	50,816	50,816	50,816	59,201	50,816
Seismic Admin Reserve - Restricted	153,058	153,058	153,058	139,014	153,058
Building Standard Reserve - Restricted	63,571	63,571	63,571	63,049	63,571
Total Ending Fund Balance	**267,445**	**267,445**	**267,445**	**261,264**	**267,445**
Total Use of Funds	**324,814**	**312,440**	**312,440**	**306,259**	**312,440**

SPECIAL REVENUE FUNDS | CITY AFFORDABLE HOUSING FUND (165)

	2024/25 Actual	2025/26 Amended	2025/26 Estimate	2026/27 Adopted	2026/27 Amended
Beginning Fund Balance					
Encumbrance Carryover	389,776	307,577	307,577	389,776	307,577
Restricted - Civic Center Drive	0	4,944,484	4,944,484	4,944,484	0
Unrestricted	16,126,088	11,280,434	11,280,434	5,838,207	10,487,425
Total Beginning Fund Balance	**16,515,864**	**16,532,495**	**16,532,495**	**11,172,467**	**10,795,002**
Revenue					
Other Fees for Services	37,356	59,457	25,000	60,006	60,006
Other Agencies Revenue	2,238	2,000	20,000	2,040	2,040
Interest	545,623	238,845	420,000	254,000	254,000
Other Revenue	473,563	471,869	150,000	949,206	949,206
Total Revenue	**1,058,780**	**772,171**	**615,000**	**1,265,252**	**1,265,252**
Total Source of Funds	**17,574,644**	**17,304,666**	**17,147,495**	**12,437,719**	**12,060,254**
Expenditures					
Salaries	370,107	411,961	379,000	435,238	399,391
Retirement and Benefits	140,916	189,970	158,000	191,795	171,553
Materials/Services/Supplies	395,341	818,686	431,000	819,638	894,638
Services From Other Funds - Cost Allocation Plan	43,865	170,581	170,581	173,993	173,993
Interfund Services	1,967	73,928	73,928	75,601	79,597
Capital Outlay	89,953	5,319,869	195,500	195,500	120,500
Total Expenditures	**1,042,149**	**6,984,995**	**1,408,009**	**1,891,765**	**1,839,672**
Transfers To					
City Affordable Housing Capital Fund	0	4,944,484	4,944,484	0	0
Total Transfers To	**0**	**4,944,484**	**4,944,484**	**0**	**0**
Ending Fund Balance					
Encumbrance Carryover	307,577	307,577	307,577	389,776	307,577
Restricted - Civic Center Drive	4,944,484	0	0	4,944,484	0
Unrestricted	11,280,434	5,067,610	10,487,425	5,211,694	9,913,005
Total Ending Fund Balance	**16,532,495**	**5,375,187**	**10,795,002**	**10,545,954**	**10,220,582**
Total Use of Funds	**17,574,644**	**17,304,666**	**17,147,495**	**12,437,719**	**12,060,254**

SPECIAL REVENUE FUNDS | COMMUNITY FACILITIES DISTRICT NO. 2019-1 (LAWRENCE STATION) FUND (027)

	2024/25 Actual	2025/26 Amended	2025/26 Estimate	2026/27 Adopted	2026/27 Amended
Beginning Fund Balance					
Encumbrance Carryover	110,697	201,327	201,327	110,697	201,327
Capital Reserve	275,035	352,728	352,728	433,479	432,736
Unrestricted	861,274	848,114	848,114	712,598	771,832
Total Beginning Fund Balance	**1,247,006**	**1,402,169**	**1,402,169**	**1,256,774**	**1,405,895**
Revenue					
Special Tax Revenues	388,466	400,032	400,041	408,033	408,042
Total Revenue	**388,466**	**400,032**	**400,041**	**408,033**	**408,042**
Total Source of Funds	**1,635,472**	**1,802,201**	**1,802,210**	**1,664,807**	**1,813,937**
Expenditures					
Administration	0	5,872	5,872	5,998	5,990
Facilities	125,593	128,307	128,307	132,156	130,873
Landscaped Parkways	0	31,778	31,778	32,414	32,414
Parking Enforcement	97,603	99,555	99,555	101,546	101,546
Parking Space Maintenance	0	3,792	3,792	3,868	3,868
Parks	10,107	123,478	123,478	127,182	125,948
Roadways	0	3,533	3,533	3,604	3,604
Total Expenditures	**233,303**	**396,315**	**396,315**	**406,768**	**404,243**
Ending Fund Balance					
Encumbrance Carryover	201,327	201,327	201,327	110,697	201,327
Capital Reserve	352,728	432,734	432,736	515,086	514,344
Unrestricted	848,114	771,825	771,832	632,256	694,023
Total Ending Fund Balance	**1,402,169**	**1,405,886**	**1,405,895**	**1,258,039**	**1,409,694**
Total Use of Funds	**1,635,472**	**1,802,201**	**1,802,210**	**1,664,807**	**1,813,937**

SPECIAL REVENUE FUNDS | CONVENTION CENTER MAINTENANCE DISTRICT FUND (026)

	2024/25 Actual	2025/26 Amended	2025/26 Estimate	2026/27 Adopted	2026/27 Amended
Beginning Fund Balance					
Encumbrance Carryover	104,567	166,712	166,712	104,566	166,712
Unrestricted	471,393	189,492	189,492	0	0
Total Beginning Fund Balance	**575,960**	**356,204**	**356,204**	**104,566**	**166,712**
Revenue					
Other Fees for Services	1,022,279	1,053,116	1,053,116	1,132,389	1,380,211
Interest	27,430	0	0	0	0
Total Revenue	**1,049,709**	**1,053,116**	**1,053,116**	**1,132,389**	**1,380,211**
Transfers From					
General Fund	840,546	940,109	940,109	1,010,876	1,163,014
Total Transfers From	**840,546**	**940,109**	**940,109**	**1,010,876**	**1,163,014**
Total Source of Funds	**2,466,215**	**2,349,429**	**2,349,429**	**2,247,831**	**2,709,937**
Expenditures					
Salaries	21,098	21,019	21,019	21,649	21,649
Retirement and Benefits	12,087	11,191	11,191	10,822	10,950
Materials/Services/Supplies	1,575,337	1,763,838	1,763,838	1,814,357	2,214,243
Services From Other Funds - Cost Allocation Plan	193,086	196,915	196,915	296,165	296,165
Interfund Services	202	262	262	272	218
Capital Outlay	0	189,492	189,492	0	0
Total Expenditures	**1,801,810**	**2,182,717**	**2,182,717**	**2,143,265**	**2,543,225**
Transfers To					
Public Buildings Capital Fund	308,201	0	0	0	0
Total Transfers To	**308,201**	**0**	**0**	**0**	**0**
Ending Fund Balance					
Encumbrance Carryover	166,712	166,712	166,712	104,566	166,712
Unrestricted	189,492	0	0	0	0
Total Ending Fund Balance	**356,204**	**166,712**	**166,712**	**104,566**	**166,712**
Total Use of Funds	**2,466,215**	**2,349,429**	**2,349,429**	**2,247,831**	**2,709,937**

SPECIAL REVENUE FUNDS | DEVELOPER TRAFFIC PAYMENTS FUND (124)

	2024/25 Actual	2025/26 Amended	2025/26 Estimate	2026/27 Adopted	2026/27 Amended
Beginning Fund Balance					
Restricted	5,637,054	0	0	5,637,054	0
Restricted Regional Traffic Mitigation Fees	0	764,530	764,530	0	764,530
Restricted Traffic Fair Share Fees	0	5,180,072	5,180,072	0	5,180,072
Total Beginning Fund Balance	**5,637,054**	**5,944,602**	**5,944,602**	**5,637,054**	**5,944,602**
Revenue					
Other Revenue	307,548	0	0	0	0
Total Revenue	**307,548**	**0**	**0**	**0**	**0**
Total Source of Funds	**5,944,602**	**5,944,602**	**5,944,602**	**5,637,054**	**5,944,602**
Ending Fund Balance					
Restricted	0	0	0	5,637,054	0
Restricted Regional Traffic Mitigation Fees	764,530	764,530	764,530	0	764,530
Restricted Traffic Fair Share Fees	5,180,072	5,180,072	5,180,072	0	5,180,072
Total Ending Fund Balance	**5,944,602**	**5,944,602**	**5,944,602**	**5,637,054**	**5,944,602**
Total Use of Funds	**5,944,602**	**5,944,602**	**5,944,602**	**5,637,054**	**5,944,602**

SPECIAL REVENUE FUNDS | DOWNTOWN PARKING MAINTENANCE DISTRICT FUND (025)

	2024/25 Actual	2025/26 Amended	2025/26 Estimate	2026/27 Adopted	2026/27 Amended
Beginning Fund Balance					
Encumbrance Carryover	8,617	8,936	8,936	8,617	8,936
Reserve for Maintenance	187,056	178,181	178,181	188,456	192,381
Unrestricted	475,501	491,477	491,477	475,268	490,871
Total Beginning Fund Balance	**671,174**	**678,594**	**678,594**	**672,341**	**692,188**
Revenue					
Interest	6,871	3,527	3,527	3,527	6,871
Other Fees for Services	0	10,673	10,673	10,673	7,329
Total Revenue	**6,871**	**14,200**	**14,200**	**14,200**	**14,200**
Transfers From					
General Fund	137,000	139,384	139,384	146,783	143,012
Total Transfers From	**137,000**	**139,384**	**139,384**	**146,783**	**143,012**
Total Source of Funds	**815,045**	**832,178**	**832,178**	**833,324**	**849,400**
Expenditures					
Salaries	11,481	48,592	48,592	53,775	51,291
Retirement and Benefits	38,443	30,831	30,831	31,831	30,537
Materials/Services/Supplies	48,311	43,117	43,117	43,979	43,979
Services From Other Funds - Cost Allocation Plan	14,830	13,788	13,788	14,064	14,064
Interfund Services	7,639	3,662	3,662	3,763	3,141
Capital Outlay	15,747	0	0	0	87,000
Total Expenditures	**136,451**	**139,990**	**139,990**	**147,412**	**230,012**
Ending Fund Balance					
Encumbrance Carryover	8,936	8,936	8,936	8,617	8,936
Reserve for Maintenance	178,181	192,381	192,381	202,656	119,581
Unrestricted	491,477	490,871	490,871	474,639	490,871
Total Ending Fund Balance	**678,594**	**692,188**	**692,188**	**685,912**	**619,388**
Total Use of Funds	**815,045**	**832,178**	**832,178**	**833,324**	**849,400**

SPECIAL REVENUE FUNDS | ENDOWMENT CARE FUND (077)

	2024/25 Actual	2025/26 Amended	2025/26 Estimate	2026/27 Adopted	2026/27 Amended
Beginning Fund Balance					
Unrestricted	2,550,046	2,845,141	2,845,141	2,859,047	3,062,841
Total Beginning Fund Balance	**2,550,046**	**2,845,141**	**2,845,141**	**2,859,047**	**3,062,841**
Revenue					
Other Fees for Services	295,095	150,000	178,800	150,000	182,400
Interest	97,022	60,000	98,900	60,000	100,800
Total Revenue	**392,117**	**210,000**	**277,700**	**210,000**	**283,200**
Total Source of Funds	**2,942,163**	**3,055,141**	**3,122,841**	**3,069,047**	**3,346,041**
Transfers To					
Cemetery Fund	97,022	60,000	60,000	60,000	100,800
Total Transfers To	**97,022**	**60,000**	**60,000**	**60,000**	**100,800**
Ending Fund Balance					
Unrestricted	2,845,141	2,995,141	3,062,841	3,009,047	3,245,241
Total Ending Fund Balance	**2,845,141**	**2,995,141**	**3,062,841**	**3,009,047**	**3,245,241**
Total Use of Funds	**2,942,163**	**3,055,141**	**3,122,841**	**3,069,047**	**3,346,041**

SPECIAL REVENUE FUNDS | ENGINEERING OPERATING GRANT TRUST FUND (144)

	2024/25 Actual	2025/26 Amended	2025/26 Estimate	2026/27 Adopted	2026/27 Amended
Beginning Fund Balance					
Encumbrance Carryover	50,000	28,040	28,040	50,000	28,040
Unrestricted	91,789	237,986	237,986	0	0
Total Beginning Fund Balance	**141,789**	**266,026**	**266,026**	**50,000**	**28,040**
Revenue					
Other Agencies Revenue	166,088	0	0	0	0
Total Revenue	**166,088**	**0**	**0**	**0**	**0**
Total Source of Funds	**307,877**	**266,026**	**266,026**	**50,000**	**28,040**
Expenditures					
Local Early Action Planning	4,190	185,302	185,302	0	0
Regional Early Action Planning	21,960	52,684	52,684	0	0
Tasman East Specific Plan	15,701	0	0	0	0
Total Expenditures	**41,851**	**237,986**	**237,986**	**0**	**0**
Ending Fund Balance					
Encumbrance Carryover	28,040	28,040	28,040	50,000	28,040
Unrestricted	237,986	0	0	0	0
Total Ending Fund Balance	**266,026**	**28,040**	**28,040**	**50,000**	**28,040**
Total Use of Funds	**307,877**	**266,026**	**266,026**	**50,000**	**28,040**

SPECIAL REVENUE FUNDS | EXPENDABLE TRUST FUND (079)

	2024/25 Actual	2025/26 Amended	2025/26 Estimate	2026/27 Adopted	2026/27 Amended
Beginning Fund Balance					
Encumbrance Carryover	1,340	269,000	269,000	1,340	269,000
Unrestricted	1,595,821	1,053,995	1,053,995	0	0
Total Beginning Fund Balance	**1,597,161**	**1,322,995**	**1,322,995**	**1,340**	**269,000**
Revenue					
Grants					
Community Development Department	1,783	49,500	49,500	0	0
Fire Department	910	0	0	0	0
Information Technology Department	52,349	7,651	7,651	0	0
Police Department	402,955	0	0	0	0
Public Works Department	57,574	5,905	5,905	0	0
Total Revenue	**515,571**	**63,056**	**63,056**	**0**	**0**
Transfers From					
General Fund	96,105	0	0	0	0
Total Transfers From	**96,105**	**0**	**0**	**0**	**0**
Total Source of Funds	**2,208,837**	**1,386,051**	**1,386,051**	**1,340**	**269,000**
Expenditures					
City Attorney's Office					
Environment Enforcement Fines - City	0	32,189	32,189	0	0
City Manager's Office					
ENA - SC Caltrain Station	0	12,974	12,974	0	0
Community Development					
Historic Preservation	0	97,888	97,888	0	0
Tasman East Contribution	6,870	42,630	42,630	0	0
Fire					
Fire Prevention	0	1,708	1,708	0	0
Fire - Haz Mat	0	1,598	1,598	0	0
Fire - Cert Grant	0	5,223	5,223	0	0
Fire - EMS Grant	0	2,681	2,681	0	0
OES HM Emergency Prep	15,500	50,500	50,500	0	0
Training HM Emergency Prep	0	4,133	4,133	0	0
Training Classes	1,615	1,274	1,274	0	0

SPECIAL REVENUE FUNDS | EXPENDABLE TRUST FUND (079)

	2024/25 Actual	2025/26 Amended	2025/26 Estimate	2026/27 Adopted	2026/27 Amended
Expenditures					
Information Technology					
SVACA Billings - City Depts	52,349	7,651	7,651	0	0
Library					
CLSA - Transaction Based Reimbursement	0	1,770	1,770	0	0
Public Library Foundation	0	17,718	17,718	0	0
Parks & Recreation					
Events Deposit	54,563	2,937	2,937	0	0
Police					
Bingo Enforcement Fees	25,681	354,410	354,410	0	0
Opiod Settlement	130,000	176,649	176,649	0	0
Seized Asset Funds - Local	0	41	41	0	0
Seized Asset Funds - State	0	286,265	286,265	0	0
Shooting Range Recycled Casings	0	2,320	2,320	0	0
Public Works					
Environment Enforcement Fines - Street	0	12,875	12,875	0	0
Seized Asset Funds - Local	0	1,617	1,617	0	0
SVACA Billings - City Depts	63,568	0	0	0	0
Total Expenditures	**350,146**	**1,117,051**	**1,117,051**	**0**	**0**
Transfers To					
Fire CUPA Fund	535,696	0	0	0	0
Total Transfers To	**535,696**	**0**	**0**	**0**	**0**
Ending Fund Balance					
Encumbrance Carryover	269,000	269,000	269,000	1,340	269,000
Unrestricted	1,053,995	0	0	0	0
Total Ending Fund Balance	**1,322,995**	**269,000**	**269,000**	**1,340**	**269,000**
Total Use of Funds	**2,208,837**	**1,386,051**	**1,386,051**	**1,340**	**269,000**

SPECIAL REVENUE FUNDS | FIRE CERTIFIED UNIFIED PROGRAM AGENCY (CUPA) FUND (159)

	2024/25 Actual	2025/26 Amended	2025/26 Estimate	2026/27 Adopted	2026/27 Amended
Beginning Fund Balance					
Unrestricted	0	994,881	994,881	644,787	1,183,948
Total Beginning Fund Balance	**0**	**994,881**	**994,881**	**644,787**	**1,183,948**
Revenue					
Interest	21,730	14,000	44,000	15,000	45,000
Other Fees for Services	0	2,005,000	2,005,000	2,065,120	2,065,120
Other Revenue	161,524	0	0	0	0
Total Revenue	**183,254**	**2,019,000**	**2,049,000**	**2,080,120**	**2,110,120**
Transfers From					
Expendable Trust Fund	535,696	0	0	0	0
General Fund	392,826	0	0	0	0
Total Transfers From	**928,522**	**0**	**0**	**0**	**0**
Total Source of Funds	**1,111,776**	**3,013,881**	**3,043,881**	**2,724,907**	**3,294,068**
Expenditures					
Salaries	0	825,027	901,323	884,736	1,005,542
Retirement and Benefits	0	618,471	618,471	665,053	704,419
Materials/Services/Supplies	116,895	40,678	40,678	37,645	53,245
Services from Other Funds - Cost Allocation Plan	0	227,613	227,613	232,165	232,165
Interfund Services	0	71,848	71,848	74,050	87,808
Total Expenditures	**116,895**	**1,783,637**	**1,859,933**	**1,893,649**	**2,083,179**
Ending Fund Balance					
Unrestricted	994,881	1,230,244	1,183,948	831,258	1,210,889
Total Ending Fund Balance	**994,881**	**1,230,244**	**1,183,948**	**831,258**	**1,210,889**
Total Use of Funds	**1,111,776**	**3,013,881**	**3,043,881**	**2,724,907**	**3,294,068**

SPECIAL REVENUE FUNDS | FIRE DEVELOPMENT SERVICES FUND (158)

	2024/25 Actual	2025/26 Amended	2025/26 Estimate	2026/27 Adopted	2026/27 Amended
Beginning Fund Balance					
Encumbrance Carryover	0	1,899	1,899	0	1,899
Restricted - Civic Center Campus Future Needs	0	0	0	0	1,000,000
Unrestricted	2,492,812	3,204,301	3,204,301	1,919,059	2,160,238
Total Beginning Fund Balance	**2,492,812**	**3,206,200**	**3,206,200**	**1,919,059**	**3,162,137**
Revenue					
Interest	107,662	104,000	115,000	109,000	120,000
Other Fees for Services	4,140,108	3,325,000	3,725,000	3,425,750	3,836,750
Total Revenue	**4,247,770**	**3,429,000**	**3,840,000**	**3,534,750**	**3,956,750**
Total Source of Funds	**6,740,582**	**6,635,200**	**7,046,200**	**5,453,809**	**7,118,887**
Expenditures					
Salaries	1,825,641	1,842,965	1,864,832	2,023,411	2,019,085
Retirement and Benefits	1,133,372	1,267,485	1,250,160	1,336,589	1,335,882
Materials/Services/Supplies	22,991	260,714	211,613	245,020	254,432
Services from Other Funds - Cost Allocation Plan	237,535	314,249	314,249	320,534	320,534
Interfund Services	303,133	239,402	239,402	246,184	366,477
Total Expenditures	**3,522,672**	**3,924,815**	**3,880,256**	**4,171,738**	**4,296,410**
Transfers To					
General Government Capital Fund	11,710	3,807	3,807	635	0
Total Transfers To	**11,710**	**3,807**	**3,807**	**635**	**0**
Ending Fund Balance					
Encumbrance Carryover	1,899	1,899	1,899	0	1,899
Restricted - Civic Center Campus Future Needs	0	1,000,000	1,000,000	0	1,000,000
Unrestricted	3,204,301	1,704,679	2,160,238	1,281,436	1,820,578
Total Ending Fund Balance	**3,206,200**	**2,706,578**	**3,162,137**	**1,281,436**	**2,822,477**
Total Use of Funds	**6,740,582**	**6,635,200**	**7,046,200**	**5,453,809**	**7,118,887**

SPECIAL REVENUE FUNDS | FIRE OPERATING GRANT TRUST FUND (178)

	2024/25 Actual	2025/26 Amended	2025/26 Estimate	2026/27 Adopted	2026/27 Amended
Beginning Fund Balance					
Encumbrance Carryover	47,971	0	0	47,971	0
Unrestricted	(1,615,230)	(111,495)	(111,495)	176,603	0
Total Beginning Fund Balance	**(1,567,259)**	**(111,495)**	**(111,495)**	**224,574**	**0**
Revenue					
Other Agencies Revenue	6,083,811	4,539,498	4,539,498	0	0
Total Revenue	**6,083,811**	**4,539,498**	**4,539,498**	**0**	**0**
Transfers From					
General Fund	553,769	993,392	993,392	0	0
Total Transfers From	**553,769**	**993,392**	**993,392**	**0**	**0**
Total Source of Funds	**5,070,321**	**5,421,395**	**5,421,395**	**224,574**	**0**
Expenditures					
Assistance to Firefighters FY 21/22	81,221	0	0	0	0
Bay Area Urban Areas Security Initiative	31,500	28,500	28,500	0	0
California Environmental Protection Agency Environmental Enforcement Training	0	26,096	26,096	0	0
Emergency Management Preparedness 2023	47,079	4,155	4,155	0	0
Emergency Medical Services County Patient Care System 2023	78,709	0	0	0	0
2025 County of Santa Clara Emergency Medical Services Trust Fund	0	33,332	33,332	0	0
International Association of Fire Chiefs 2023	2,398	346	346	0	0
Staffing for Adequate Fire and Emergency	4,721,166	5,274,893	5,274,893	0	0
State Homeland Security Grant Program FY21/22	0	50,073	50,073	0	0
State Homeland Security Grant Program FY25/26	0	4,000	4,000	0	0
Urban Search and Rescue Deployment	208,975	0	0	0	0
Urban Search and Rescue Team Training	10,768	0	0	0	0
Total Expenditures	**5,181,816**	**5,421,395**	**5,421,395**	**0**	**0**
Ending Fund Balance					
Encumbrance Carryover	0	0	0	47,971	0
Unrestricted	(111,495)	0	0	176,603	0
Total Ending Fund Balance	**(111,495)**	**0**	**0**	**224,574**	**0**
Total Use of Funds	**5,070,321**	**5,421,395**	**5,421,395**	**224,574**	**0**

SPECIAL REVENUE FUNDS | GAS TAX FUND (121)

	2024/25 Actual	2025/26 Amended	2025/26 Estimate	2026/27 Adopted	2026/27 Amended
Beginning Fund Balance					
Unrestricted	2,312,653	2,192,535	2,192,535	3,017,653	3,167,535
Total Beginning Fund Balance	**2,312,653**	**2,192,535**	**2,192,535**	**3,017,653**	**3,167,535**
Revenue					
State Revenues	3,674,809	3,500,000	3,500,000	3,500,000	3,500,000
Interest	725,073	450,000	450,000	450,000	450,000
Total Revenue	**4,399,882**	**3,950,000**	**3,950,000**	**3,950,000**	**3,950,000**
Total Source of Funds	**6,712,535**	**6,142,535**	**6,142,535**	**6,967,653**	**7,117,535**
Transfers To					
Streets and Highways Capital Fund	4,520,000	2,975,000	2,975,000	2,990,250	3,615,250
Total Transfers To	**4,520,000**	**2,975,000**	**2,975,000**	**2,990,250**	**3,615,250**
Ending Fund Balance					
Unrestricted	2,192,535	3,167,535	3,167,535	3,977,403	3,502,285
Total Ending Fund Balance	**2,192,535**	**3,167,535**	**3,167,535**	**3,977,403**	**3,502,285**
Total Use of Funds	**6,712,535**	**6,142,535**	**6,142,535**	**6,967,653**	**7,117,535**

SPECIAL REVENUE FUNDS | HOUSING AND URBAN DEVELOPMENT FUND (562)

	2024/25 Actual	2025/26 Amended	2025/26 Estimate	2026/27 Adopted	2026/27 Amended
Beginning Fund Balance					
Encumbrance Carryover	696,339	1,698,382	1,698,382	696,339	1,698,382
Restricted Program Income	590,766	310,446	310,446	0	0
Unrestricted	(341,756)	(1,080,039)	(1,080,039)	0	0
Total Beginning Fund Balance	**945,349**	**928,789**	**928,789**	**696,339**	**1,698,382**
Revenue					
Other Agencies Revenue	2,599,022	5,383,932	2,998,442	0	0
Other Fees for Services	0	0	0	0	0
Interest	2,183	0	2,828	0	0
Other Revenue	339,992	110,865	184,104	806,269	773,481
Total Revenue	**2,941,197**	**5,494,797**	**3,185,374**	**806,269**	**773,481**
Total Source of Funds	**3,886,546**	**6,423,586**	**4,114,163**	**1,502,608**	**2,471,863**
Expenditures					
CDBG - Public Services	359,244	404,000	319,407	721,360	691,769
NCIP - CDBG	550,450	906,525	906,525	0	0
Curb Cuts	534,991	0	0	0	0
Rebuilding Together Silicon Valley	178,118	200,000	0	0	0
Rehabilitation - Affordable Rental Housing	861,789	316,394	316,394	0	0
Rehabilitation - Public Facilities	10,000	374,447	374,447	0	0
HOME Administrative Contracts	41,872	45,601	38,349	84,909	81,712
CHDO Project	0	106,691	0	0	0
Homeless Tenant Based Rental Assistance	392,119	883,584	389,636	0	0
HOME American Rescue Plan Program	29,174	1,487,962	71,023	0	0
Total Expenditures	**2,957,757**	**4,725,204**	**2,415,781**	**806,269**	**773,481**
Ending Fund Balance					
Encumbrance Carryover	1,698,382	1,698,382	1,698,382	696,339	1,698,382
Restricted Program Income	310,446	0	0	0	0
Unrestricted	(1,080,039)	0	0	0	0
Total Ending Fund Balance	**928,789**	**1,698,382**	**1,698,382**	**696,339**	**1,698,382**
Total Use of Funds	**3,886,546**	**6,423,586**	**4,114,163**	**1,502,608**	**2,471,863**

SPECIAL REVENUE FUNDS | HOUSING AUTHORITY FUND (164)

	2024/25 Actual	2025/26 Amended	2025/26 Estimate	2026/27 Adopted	2026/27 Amended
Beginning Fund Balance					
Encumbrance Carryover	42,458	41,493	41,493	42,458	41,493
Unrestricted	1,175,535	1,069,236	1,069,236	946,934	1,419,938
Total Beginning Fund Balance	**1,217,993**	**1,110,729**	**1,110,729**	**989,392**	**1,461,431**
Revenue					
Interest	41,826	43,436	50,000	44,304	44,304
Other Revenue	15,795	237,652	480,000	242,406	242,406
Total Revenue	**57,621**	**281,088**	**530,000**	**286,710**	**286,710**
Total Source of Funds	**1,275,614**	**1,391,817**	**1,640,729**	**1,276,102**	**1,748,141**
Expenditures					
Salaries	66,265	67,042	81,000	71,517	70,663
Retirement and Benefits	42,915	40,124	31,000	40,728	43,651
Materials/Services/Supplies	7,356	131,599	8,000	134,165	134,165
Interfund Services	1,064	9,298	9,298	9,509	10,023
Capital Outlay	47,285	211,815	50,000	216,017	216,017
Total Expenditures	**164,885**	**459,878**	**179,298**	**471,936**	**474,519**
Ending Fund Balance					
Encumbrance Carryover	41,493	41,493	41,493	42,458	41,493
Unrestricted	1,069,236	890,446	1,419,938	761,708	1,232,129
Total Ending Fund Balance	**1,110,729**	**931,939**	**1,461,431**	**804,166**	**1,273,622**
Total Use of Funds	**1,275,614**	**1,391,817**	**1,640,729**	**1,276,102**	**1,748,141**

SPECIAL REVENUE FUNDS | HOUSING SUCCESSOR AGENCY FUND (169)

	2024/25 Actual	2025/26 Amended	2025/26 Estimate	2026/27 Adopted	2026/27 Amended
Beginning Fund Balance					
Encumbrance Carryover	110,011	220,003	220,003	110,011	220,003
Unrestricted	4,165,296	5,044,662	5,044,662	4,925,097	4,641,346
Total Beginning Fund Balance	**4,275,307**	**5,264,665**	**5,264,665**	**5,035,108**	**4,861,349**
Revenue					
Other Revenue	1,355,312	1,130,446	250,000	1,141,555	1,141,555
Other Fees for Services	20,736	10,000	26,000	10,200	10,200
Interest	166,504	162,127	200,000	165,369	165,369
Total Revenue	**1,542,552**	**1,302,573**	**476,000**	**1,317,124**	**1,317,124**
Total Source of Funds	**5,817,859**	**6,567,238**	**5,740,665**	**6,352,232**	**6,178,473**
Expenditures					
Salaries	155,542	273,362	201,000	290,771	296,323
Retirement and Benefits	93,165	149,125	111,000	151,294	155,555
Materials/Services/Supplies	261,667	542,170	404,000	543,363	543,363
Services From Other Funds - Cost Allocation Plan	40,280	113,926	113,926	116,205	116,205
Interfund Services	2,540	49,390	49,390	50,509	53,212
Total Expenditures	**553,194**	**1,127,973**	**879,316**	**1,152,142**	**1,164,658**
Ending Fund Balance					
Encumbrance Carryover	220,003	220,003	220,003	110,011	220,003
Unrestricted	5,044,662	5,219,262	4,641,346	5,090,079	4,793,812
Total Ending Fund Balance	**5,264,665**	**5,439,265**	**4,861,349**	**5,200,090**	**5,013,815**
Total Use of Funds	**5,817,859**	**6,567,238**	**5,740,665**	**6,352,232**	**6,178,473**

SPECIAL REVENUE FUNDS | LIBRARY DONATIONS TRUST FUND (072)

	2024/25 Actual	2025/26 Amended	2025/26 Estimate	2026/27 Adopted	2026/27 Amended
Beginning Fund Balance					
Unrestricted	179,761	179,761	179,761	0	0
Total Beginning Fund Balance	**179,761**	**179,761**	**179,761**	**0**	**0**
Total Source of Funds	**179,761**	**179,761**	**179,761**	**0**	**0**
Expenditures					
City Library Foundation Trust	0	139,444	139,444	0	0
In Memory of J.Jaffer	0	1,440	1,440	0	0
In Memory of M.Dry	0	4,000	4,000	0	0
Library Books	0	1,300	1,300	0	0
Library Tote Bags	0	1,025	1,025	0	0
Literacy Program	0	9,050	9,050	0	0
SCSQ Irvine Contribution	0	22,755	22,755	0	0
Summer Reading	0	747	747	0	0
Total Expenditures	**0**	**179,761**	**179,761**	**0**	**0**
Ending Fund Balance					
Unrestricted	179,761	0	0	0	0
Total Ending Fund Balance	**179,761**	**0**	**0**	**0**	**0**
Total Use of Funds	**179,761**	**179,761**	**179,761**	**0**	**0**

SPECIAL REVENUE FUNDS | LIBRARY OPERATING GRANT TRUST FUND (112)

	2024/25 Actual	2025/26 Amended	2025/26 Estimate	2026/27 Adopted	2026/27 Amended
Beginning Fund Balance					
Unrestricted	77,843	140,820	140,820	0	0
Total Beginning Fund Balance	**77,843**	**140,820**	**140,820**	**0**	**0**
Revenue					
Other Agencies Revenue	252,099	115,361	115,361	0	0
Total Revenue	**252,099**	**115,361**	**115,361**	**0**	**0**
Total Source of Funds	**329,942**	**256,181**	**256,181**	**0**	**0**
Expenditures					
Adult Literacy Program 23-24	44,736	0	0	0	0
Adult Literacy Program 24-25	56,255	55,642	55,642	0	0
Adult Literacy Program 25-26	0	115,361	115,361	0	0
ESL Tutoring Services 23-24	22,897	0	0	0	0
ESL Tutoring Services 24-25	41,149	20,469	20,469	0	0
ESL Tutoring Services 25-26	0	64,709	64,709	0	0
PLP Link+ Reimbursement 23-24	10,210	0	0	0	0
PLP Link+ Reimbursement 24-25	13,875	0	0	0	0
Total Expenditures	**189,122**	**256,181**	**256,181**	**0**	**0**
Ending Fund Balance					
Unrestricted	140,820	0	0	0	0
Total Ending Fund Balance	**140,820**	**0**	**0**	**0**	**0**
Total Use of Funds	**329,942**	**256,181**	**256,181**	**0**	**0**

SPECIAL REVENUE FUNDS | OTHER CITY DEPARTMENTS
OPERATING GRANT TRUST FUND (101)

	2024/25 Actual	2025/26 Amended	2025/26 Estimate	2026/27 Adopted	2026/27 Amended
Beginning Fund Balance					
Encumbrance Carryover	23,408	0	0	23,408	0
Unrestricted	1,808,135	2,159,768	2,159,768	0	0
Total Beginning Fund Balance	**1,831,543**	**2,159,768**	**2,159,768**	**23,408**	**0**
Revenue					
Non-Departmental	1,692,806	0	0	0	0
Total Revenue	**1,692,806**	**0**	**0**	**0**	**0**
Total Source of Funds	**3,524,349**	**2,159,768**	**2,159,768**	**23,408**	**0**
Expenditures					
City Manager's Office					
Santa Clara Overnight Care Locations Program	0	1,800,000	1,800,000	0	0
Total Expenditures	**0**	**1,800,000**	**1,800,000**	**0**	**0**
Transfers To					
General Fund	1,364,581	359,768	359,768	0	0
Total Transfers To	**1,364,581**	**359,768**	**359,768**	**0**	**0**
Ending Fund Balance					
Encumbrance Carryover	0	0	0	23,408	0
Unrestricted	2,159,768	0	0	0	0
Total Ending Fund Balance	**2,159,768**	**0**	**0**	**23,408**	**0**
Total Use of Funds	**3,524,349**	**2,159,768**	**2,159,768**	**23,408**	**0**

SPECIAL REVENUE FUNDS | PARKS AND RECREATION
OPERATING GRANT TRUST FUND (111)

	2024/25 Actual	2025/26 Amended	2025/26 Estimate	2026/27 Adopted	2026/27 Amended
Beginning Fund Balance					
Encumbrance Carryover	24,843	400	400	24,843	400
Unrestricted	106,972	95,550	95,550	115,904	104,168
Total Beginning Fund Balance	**131,815**	**95,950**	**95,950**	**140,747**	**104,568**
Revenue					
Other Agencies Revenue	144,872	172,138	172,138	139,872	154,900
Total Revenue	**144,872**	**172,138**	**172,138**	**139,872**	**154,900**
Transfers From					
General Fund	21,851	7,702	7,702	27,445	17,150
Total Transfers From	**21,851**	**7,702**	**7,702**	**27,445**	**17,150**
Total Source of Funds	**298,538**	**275,790**	**275,790**	**308,064**	**276,618**
Expenditures					
Santa Clara County Fireworks Grant 2024	5,000	0	0	0	0
Santa Clara County Fireworks Grant 2025	0	5,000	5,000	0	0
Santa Clara Valley Open Space Authority	13,218	7,458	7,458	0	0
Senior Nutrition Programs	184,370	158,764	158,764	167,317	172,050
Total Expenditures	**202,588**	**171,222**	**171,222**	**167,317**	**172,050**
Ending Fund Balance					
Encumbrance Carryover	400	400	400	24,843	400
Unrestricted	95,550	104,168	104,168	115,904	104,168
Total Ending Fund Balance	**95,950**	**104,568**	**104,568**	**140,747**	**104,568**
Total Use of Funds	**298,538**	**275,790**	**275,790**	**308,064**	**276,618**

SPECIAL REVENUE FUNDS | PERPETUAL CARE FUND (076)

	2024/25 Actual	2025/26 Amended	2025/26 Estimate	2026/27 Adopted	2026/27 Amended
Beginning Fund Balance					
Unrestricted	38,244	38,244	38,244	38,244	38,244
Total Beginning Fund Balance	**38,244**	**38,244**	**38,244**	**38,244**	**38,244**
Revenue					
Interest	1,383	500	1,400	500	1,400
Total Revenue	**1,383**	**500**	**1,400**	**500**	**1,400**
Total Source of Funds	**39,627**	**38,744**	**39,644**	**38,744**	**39,644**
Transfers To					
Cemetery Fund	1,383	500	1,400	500	1,400
Total Transfers To	**1,383**	**500**	**1,400**	**500**	**1,400**
Ending Fund Balance					
Unrestricted	38,244	38,244	38,244	38,244	38,244
Total Ending Fund Balance	**38,244**	**38,244**	**38,244**	**38,244**	**38,244**
Total Use of Funds	**39,627**	**38,744**	**39,644**	**38,744**	**39,644**

SPECIAL REVENUE FUNDS | POLICE OPERATING GRANT TRUST FUND (177)

	2024/25 Actual	2025/26 Amended	2025/26 Estimate	2026/27 Adopted	2026/27 Amended
Beginning Fund Balance					
Encumbrance Carryover	20,656	405,482	405,482	20,656	405,482
Unrestricted	2,122,002	1,352,286	1,352,286	0	0
Total Beginning Fund Balance	**2,142,658**	**1,757,768**	**1,757,768**	**20,656**	**405,482**
Revenue					
Other Agencies Revenue	567,869	7,058,743	7,058,743	0	0
Other Fees for Services	143,343	0	0	0	0
Interest	7,782	0	0	0	0
Total Revenue	**718,994**	**7,058,743**	**7,058,743**	**0**	**0**
Transfers From					
General Fund	0	5,910	5,910	0	0
Vehicle Replacement Fund	0	10,258	10,258	0	0
Total Transfers From	**0**	**16,168**	**16,168**	**0**	**0**
Total Source of Funds	**2,861,652**	**8,832,679**	**8,832,679**	**20,656**	**405,482**
Expenditures					
Abandoned Vehicle Abatement Program	27,541	584,338	584,338	0	0
Alcoholic Beverage Control 24-25	54,023	21,358	21,358	0	0
Alcoholic Beverage Control 25-26	638	90,673	90,673	0	0
Board of State and Community Corrections	4,159	34,385	34,385	0	0
Board of State and Community Corrections 2020	35,527	85,924	85,924	0	0
Board of State and Community Corrections 2023	32,474	50,512	50,512	0	0
Citizens' Option for Public Safety 18-19	36,641	0	0	0	0
Citizens' Option for Public Safety 19-20	74,756	33,685	33,685	0	0
Citizens' Option for Public Safety 20-21	69,239	49,193	49,193	0	0
Citizens' Option for Public Safety 21-22	40,000	40,000	40,000	0	0
Citizens' Option for Public Safety 22-23	6,679	150,688	150,688	0	0
Citizens' Option for Public Safety 23-24	365,332	34,597	34,597	0	0
Citizens' Option for Public Safety 24-25	3,301	37,652	37,652	0	0
Citizens' Option for Public Safety 25-26	0	205,680	205,680	0	0

SPECIAL REVENUE FUNDS | POLICE OPERATING GRANT TRUST FUND (177)

	2024/25 Actual	2025/26 Amended	2025/26 Estimate	2026/27 Adopted	2026/27 Amended
Expenditures					
Counter-Unmanned Aircraft Systems 2026	0	6,525,617	6,525,617	0	0
Department of Justice Tobacco 2024	8,949	18,731	18,731	0	0
Office of Traffic Safety 2024	30,395	39,605	39,605	0	0
Office of Traffic Safety 2025	0	80,000	80,000	0	0
Seized Asset Funds	211,696	179,693	179,693	0	0
State Homeland Security Grant 23	50,000	0	0	0	0
West Valley College Training Program	52,534	164,866	164,866	0	0
Total Expenditures	**1,103,884**	**8,427,197**	**8,427,197**	**0**	**0**
Ending Fund Balance					
Encumbrance Carryover	405,482	405,482	405,482	20,656	405,482
Unrestricted	1,352,286	0	0	0	0
Total Ending Fund Balance	**1,757,768**	**405,482**	**405,482**	**20,656**	**405,482**
Total Use of Funds	**2,861,652**	**8,832,679**	**8,832,679**	**20,656**	**405,482**

SPECIAL REVENUE FUNDS | PREFUNDED PLAN REVIEW FUND (157)

	2024/25 Actual	2025/26 Amended	2025/26 Estimate	2026/27 Adopted	2026/27 Amended
Beginning Fund Balance					
Encumbrance Carryover	32,614	59,491	59,491	32,614	59,491
Unrestricted	402,169	292,299	292,299	0	0
Total Beginning Fund Balance	**434,783**	**351,790**	**351,790**	**32,614**	**59,491**
Revenue					
Other Revenue	68,000	160,513	160,513	0	0
Total Revenue	**68,000**	**160,513**	**160,513**	**0**	**0**
Total Source of Funds	**502,783**	**512,303**	**512,303**	**32,614**	**59,491**
Expenditures					
Freedom Circle	0	62,256	62,256	0	0
Kylli Project / Democracy Way	150,618	1,105	1,105	0	0
Patrick Henry Drive	375	289,106	289,106	0	0
Tasman East Specific Plan	0	43,845	43,845	0	0
Tasman East Specific Plan CFD	0	31,500	31,500	0	0
Tasman East "The Block"	0	25,000	25,000	0	0
Total Expenditures	**150,993**	**452,812**	**452,812**	**0**	**0**
Ending Fund Balance					
Encumbrance Carryover	59,491	59,491	59,491	32,614	59,491
Unrestricted	292,299	0	0	0	0
Total Ending Fund Balance	**351,790**	**59,491**	**59,491**	**32,614**	**59,491**
Total Use of Funds	**502,783**	**512,303**	**512,303**	**32,614**	**59,491**

SPECIAL REVENUE FUNDS | PUBLIC DONATIONS FUND (067)

	2024/25 Actual	2025/26 Amended	2025/26 Estimate	2026/27 Adopted	2026/27 Amended
Beginning Fund Balance					
Unrestricted	741,426	679,312	679,312	0	0
Total Beginning Fund Balance	**741,426**	**679,312**	**679,312**	**0**	**0**
Revenue					
Donations					
City Manager's Office	122	0	0	0	0
Parks and Recreation	34,711	20,000	20,000	0	0
Total Revenue	**34,833**	**20,000**	**20,000**	**0**	**0**
Total Source of Funds	**776,259**	**699,312**	**699,312**	**0**	**0**
Expenditures					
City Manager's Office					
Bank of Santa Clara Car Seat Program	0	500	500	0	0
Donations - Art in Public Places	0	226	226	0	0
Donations - Championship Teams	0	1,344	1,344	0	0
Donations - Help Your Neighbor	0	10,299	10,299	0	0
Donations - Mission City Community	0	67	67	0	0
Donations - Undesignated	0	275	275	0	0
S.C. Art in Public Places	0	37,720	37,720	0	0
Community Development					
Donations - Berryessa Adobe	0	1,150	1,150	0	0
Donations - Historical Preservation	0	4,616	4,616	0	0
Electric Utility					
Donations - Neighborhood Solar	0	25	25	0	0
Fire					
Donations - Fire Safety	0	1,961	1,961	0	0
Donations - Public Education	0	1,384	1,384	0	0
Parks and Recreation					
Arts, Crafts and Wine Festival	1,634	162,782	162,782	0	0
Case Management Grant	0	105,357	60,808	0	0
Community Garden	0	70	70	0	0
Donations - Reed & Grant Equipment	0	1,264	1,264	0	0
Roberta Jones JR Theatre	0	14,561	14,561	0	0

SPECIAL REVENUE FUNDS | PUBLIC DONATIONS FUND (067)

	2024/25 Actual	2025/26 Amended	2025/26 Estimate	2026/27 Adopted	2026/27 Amended
Expenditures					
Parks and Recreation					
Teens - Youth Commission	0	3,819	3,819	0	0
Wade Brummal Scholarship Fund	93,092	42,152	42,152	0	0
Police					
Donation - COVID	0	4,544	4,544	0	0
Police - Bicycle Safety Program	0	1,377	1,377	0	0
Police - Team 200	2,221	297,779	297,779	0	0
Police - Training Simunition Program	0	2,500	2,500	0	0
Police - Voucher Program	0	3,540	3,540	0	0
Total Expenditures	**96,947**	**699,312**	**699,312**	**0**	**0**
Ending Fund Balance					
Unrestricted	679,312	0	0	0	0
Total Ending Fund Balance	**679,312**	**0**	**0**	**0**	**0**
Total Use of Funds	**776,259**	**699,312**	**699,312**	**0**	**0**

SPECIAL REVENUE FUNDS | PUBLIC, EDUCATIONAL, AND GOVERNMENTAL FEE FUND (221)

	2024/25 Actual	2025/26 Amended	2025/26 Estimate	2026/27 Adopted	2026/27 Amended
Beginning Fund Balance					
Encumbrance Carryover	209,152	34,813	34,813	209,152	34,813
Unrestricted	2,595,016	2,753,045	2,753,045	1,835,016	2,653,045
Total Beginning Fund Balance	**2,804,168**	**2,787,858**	**2,787,858**	**2,044,168**	**2,687,858**
Revenue					
Other Revenue	187,985	200,000	200,000	200,000	200,000
Total Revenue	**187,985**	**200,000**	**200,000**	**200,000**	**200,000**
Total Source of Funds	**2,992,153**	**2,987,858**	**2,987,858**	**2,244,168**	**2,887,858**
Expenditures					
Capital Outlay	204,295	300,000	300,000	200,000	200,000
Total Expenditures	**204,295**	**300,000**	**300,000**	**200,000**	**200,000**
Ending Fund Balance					
Encumbrance Carryover	34,813	34,813	34,813	209,152	34,813
Unrestricted	2,753,045	2,653,045	2,653,045	1,835,016	2,653,045
Total Ending Fund Balance	**2,787,858**	**2,687,858**	**2,687,858**	**2,044,168**	**2,687,858**
Total Use of Funds	**2,992,153**	**2,987,858**	**2,987,858**	**2,244,168**	**2,887,858**

SPECIAL REVENUE FUNDS | ROAD MAINTENANCE AND REHABILITATION (SB1) FUND (122)

	2024/25 Actual	2025/26 Amended	2025/26 Estimate	2026/27 Adopted	2026/27 Amended
Beginning Fund Balance					
Unrestricted	2,576,575	1,993,167	1,993,167	1,717,660	2,343,167
Total Beginning Fund Balance	**2,576,575**	**1,993,167**	**1,993,167**	**1,717,660**	**2,343,167**
Revenue					
State Revenues	3,603,471	3,100,000	3,100,000	3,100,000	3,200,000
Interest	115,036	58,000	150,000	69,000	150,000
Total Revenue	**3,718,507**	**3,158,000**	**3,250,000**	**3,169,000**	**3,350,000**
Total Source of Funds	**6,295,082**	**5,151,167**	**5,243,167**	**4,886,660**	**5,693,167**
Transfers To					
Streets and Highways Capital Fund	4,301,915	2,900,000	2,900,000	2,900,000	4,522,153
Total Transfers To	**4,301,915**	**2,900,000**	**2,900,000**	**2,900,000**	**4,522,153**
Ending Fund Balance					
Unrestricted	1,993,167	2,251,167	2,343,167	1,986,660	1,171,014
Total Ending Fund Balance	**1,993,167**	**2,251,167**	**2,343,167**	**1,986,660**	**1,171,014**
Total Use of Funds	**6,295,082**	**5,151,167**	**5,243,167**	**4,886,660**	**5,693,167**

SPECIAL REVENUE FUNDS | TRAFFIC MITIGATION FUND (123)

	2024/25 Actual	2025/26 Amended	2025/26 Estimate	2026/27 Adopted	2026/27 Amended
Beginning Fund Balance					
Unrestricted	1,192,633	634,435	634,435	1,076,634	3,131,745
Total Beginning Fund Balance	**1,192,633**	**634,435**	**634,435**	**1,076,634**	**3,131,745**
Revenue					
Other Fees for Services	414,853	500,000	1,033,517	750,000	750,000
Interest	357,949	200,000	330,000	200,000	200,000
Total Revenue	**772,802**	**700,000**	**1,363,517**	**950,000**	**950,000**
Transfers From					
Streets and Highways Capital Fund	0	1,633,793	1,633,793	0	0
Total Transfers From	**0**	**1,633,793**	**1,633,793**	**0**	**0**
Total Source of Funds	**1,965,435**	**2,968,228**	**3,631,745**	**2,026,634**	**4,081,745**
Transfers To					
Streets and Highways Capital Fund	1,331,000	500,000	500,000	750,000	1,751,500
Total Transfers To	**1,331,000**	**500,000**	**500,000**	**750,000**	**1,751,500**
Ending Fund Balance					
Unrestricted	634,435	2,468,228	3,131,745	1,276,634	2,330,245
Total Ending Fund Balance	**634,435**	**2,468,228**	**3,131,745**	**1,276,634**	**2,330,245**
Total Use of Funds	**1,965,435**	**2,968,228**	**3,631,745**	**2,026,634**	**4,081,745**

Enterprise Funds

This page is intentionally left blank.

ENTERPRISE FUNDS

Enterprise funds are used to finance and account for operations and activities performed by designated departments in the City or through third party agreements. The operating revenues and expenses result from providing services and producing and delivering goods in connection with an enterprise fund's principal ongoing operations. Principal operating revenues of the City's enterprise funds are charges to customers for services. Operating expenses for the City's enterprise funds include the costs of sales and services, administrative expenses and maintenance of capital assets.

Cemetery Fund (093)

This fund is managed by the Parks and Recreation Department and supports the planning, development, operation, and maintenance of the City's two cemetery properties, located on North Winchester Boulevard and Hope Drive. Funding for these activities is provided through service charges and transfers from the General Fund.

Convention Center Enterprise Fund (860)

This fund was established in 1984 to account for the operations of the City's Convention Center through third-party agreements. In February 2019, the City entered into an agreement with Global Spectrum, LP, dba Spectra Venue Management (Spectra). Spectra was subsequently acquired by Oak View Group (OVG360) and now manages the Convention Center. As part of the agreement, OVG360 provided the City with a recommended operating budget for FY 2025/26 and FY 2026/27. These submittals have been incorporated into the source and use documents.

Electric Operating Grant Trust Fund (191)

The City's Electric Utility Department, known as Silicon Valley Power (SVP), initially established the Electric Operating Grant Trust Fund for the Public Benefits Program. For the Public Benefits Program, SVP is required to collect and spend 2.85% of its electric sales revenues (customer service charges from Electric Utility Fund) in accordance with assembly bill AB 1890 on cost-effective energy efficiency, new renewable power generation, low-income energy programs, and new electric technologies research and development.

In addition to the Public Benefits Program, the Electric Operating Grant Trust Fund also includes the Low Carbon Fuel and Greenhouse Gas (GHG) programs. These programs also use restricted revenue and have annual reporting requirements. The Low Carbon Fuel program is aimed at participating and complying with the California Air Resources Board (CARB) Low Carbon Fuel Standard (LCFS) Program to develop, educate and foster the adoption of electrification as transportation fuel. Program expenses are allocated and required to be spent within three primary groups: Clean Fuel Rewards Program, Equity Projects, and Customer Programs. The purpose of the Greenhouse Gas Program is to comply with Cap-and-Trade Regulation requirements to spend proceeds from selling allocated allowances, consistent with the goals of AB 32, and to provide benefit to retail ratepayers in the form of GHG reduction.

Electric Utility Fund (091)

The Electric Utility Fund is managed by SVP and is the primary operating fund for electric utility service provided to City customers. SVP provides these services on a user charge basis to residences, businesses, and industrial customers, including large data centers.

The primary revenue source in the Electric Utility Fund is electric rates which are approved by the City Council. SVP typically submits a recommendation for rate increases annually. The rate increase recommendation is based on SVP's ten-year forecast which includes SVP's revenue and expenditure projections to cover operating costs, reserve requirements, debt service, capital improvement projects, and other legal obligations. At the same time, for low-income customers who have difficulty absorbing the rate increases, SVP continues to offer financial assistance and also offers energy conservation programs and rebates to help all customers reduce their electricity usage. Any proposed rate increase will be brought forward to the City Council for approval, typically with an effective date of January 1st, based on information available at that time and will include consideration of the expense drivers further described below.

For 2025, SVP had over 62,000 customer accounts in the City (rounded): 86.5% residential, 10.9% commercial, 2.1% industrial, and 0.5% other. The proportion of revenue contribution is reversed: 90.5% of revenues are generated by industrial customers, 5.6% from residential customers, 3.6% from commercial customers, and 0.3% from others. Industrial customers include many publicly listed technology companies headquartered in the city and data centers hosting servers for these companies. Load growth and forecasted retail sales are based on a combination of historical data and forward-looking opportunities, especially from large key industrial customers. Additional revenues are generated through energy sales from SVP owned or jointly owned resources, capacity sales, Congestion Revenue Rights (CRR), Renewable Energy Credits (RECs), and ancillary services. Given the high concentration of revenue generated from industrial customers, SVP's revenue growth prospect is highly correlated to Silicon Valley's economic growth.

SVP's primary expense drivers are electric supply, transmission, and distribution costs. For FY 2026/27, nearly all of SVP's power supply is expected to be hedged by SVP owned or jointly owned resource, and power purchase agreements (PPAs). To optimize its resources, SVP constantly balances its load with resource production. When the actual load is higher than forecasted, or resource production is lower than forecasted, it will result in net power purchases within the California Independent System Operator (CAISO) market. When the actual load is lower than forecasted, or resource production is higher than forecasted, it will result in net power sales within the CAISO market.

Power market prices are highly correlated with natural gas prices and are subject to the same market volatility. If natural gas prices spike, higher than forecasted fuel costs to produce power at SVP owned or jointly owned gas fire generation and higher than forecasted costs to procure power from the market would be expected. The transmission access rates that apply to electric energy that SVP receives via the PG&E transmission system are expected to increase year over year. PG&E collects the transmission fees to fund the growing cost of maintenance and infrastructure improvements to the transmission grid. In addition, a significant part of SVP's electric transmission and distribution cost is the capital improvement needed for system enhancement and maintaining the aging infrastructure system. These capital costs are dependent on labor and material costs that may fluctuate with changes in the economy.

Per the budget policy, this fund includes reserves for Rate Stabilization, Operations and Maintenance, Infrastructure, Special Projects (as needed), and Pension Stabilization. In FY 2025/26, the Grizzly Project and Tie Line Reserve is established to cover costs to replace the transmission line interconnected with PG&E's transmission system (referred to as the Grizzly Tie Line) and other Grizzly project facilities.

Sewer Utility Fund (094)

This fund is managed by the Water and Sewer Utilities Department and accounts for the maintenance of the City's sewer lines and related facilities. The Department provides these services on a user charge basis to residences and businesses.

Each operating budget cycle, the Department develops a ten-year forecast based on their revenue and expenditure projections. Revenue in the Sewer Utility Fund is dictated by the utility rates approved by the City Council. An annual rate study is conducted by a third-party consultant selected by the Water and Sewer Utilities Department; this information is then used to determine both revenue and expenditure projections in the forecast. Revenue projections are based on a trend analysis and take into consideration historical data, expected activity, and anticipated rate increases. These rate increases will be presented to the City Council on June 9, 2026. If the proposed rates are approved, rates will be effective beginning July 1, 2026. Anticipated expenditures also play a role in the development of the revenue projections. Expenditure projections are based on historical data and the capital project needs included in the City's Capital Improvement Program budget. Additionally, the City co-owns the Regional Wastewater Facility with the City of San José. Estimates are provided by the City of San José for Santa Clara's share of the facility rebuild, and these estimates are also used in determining the expenditure projections in the Sewer Utility Fund.

Per the budget policy, this fund includes reserves for Rate Stabilization, Operations and Maintenance, Infrastructure, and Pension Stabilization. It also includes a Replacement and Improvement Reserve.

Solid Waste Fund (096)

This fund is managed by the Department of Public Works and accounts for the administration of the City's garbage, yard waste, residential recycling, and Clean-Up Campaign services. The revenue projections are based on anticipated increases in solid waste rates due to increases in agreements for solid waste collection and processing services. These rate increases will be presented to the City Council on May 19, 2026. If the proposed rates are approved, rates will be effective beginning July 1, 2026.

Per the budget policy, this fund includes reserves for Rate Stabilization, Operations and Maintenance, and Pension Stabilization.

Water Recycling Fund (097)

This fund is managed by the Water and Sewer Utilities Department and accounts for the ongoing maintenance and operations of the City of Santa Clara's wastewater reclamation system. The Department provides these services on a user charge basis from the sale of non-potable water for irrigation and landscaping.

Each operating budget cycle, the Department develops a ten-year forecast with their revenue and expenditure projections. Revenue in the Water Recycling Program Fund are dictated by the utility rates approved by the City Council and the actual recycled water usage by customers. An annual rate study is conducted by a third-party consultant selected by the Water and Sewer Utilities Department; this information is then used to determine both revenue and expenditure projections in the forecast. Revenue projections are based on a trend analysis and take into consideration historical data, expected activity and anticipated rate increases. These rate increases will be presented to the City Council on June 9, 2026. If the proposed rates are approved, rates will be effective beginning July 1, 2026. Anticipated expenditures also play a role in the development of the revenue projections. Expenditure projections are based on historical data and capital projects needs included in the City's Capital Improvement Program budget.

Per the budget policy, this fund includes reserves for Rate Stabilization, Operations and Maintenance, Infrastructure, and Pension Stabilization.

Water Utility Fund (092)

This fund is managed by the Water and Sewer Utilities Department and accounts for the operation of the City's water utility services. The Department provides these services on a user charge basis to residences and businesses.

Each operating budget cycle, the Department develops a ten-year forecast with their revenue and expenditure projections. Revenue in the Water Utility Fund are dictated by the utility rates approved by the City Council and the actual water usage by residences and businesses. An annual rate study is conducted by a third-party consultant selected by the Water and Sewer Utilities Department; this information is then used to determine both revenue and expenditure projections in the forecast. Revenue projections are based on a trend analysis and take into consideration historical data, expected activity, and anticipated rate increases. These rate increases will be presented to the City Council on June 9, 2026. If the proposed rates are approved, rates will be effective beginning July 1, 2026. Anticipated expenditures also play a role in the development of the revenue projections. Expenditure projections are based on historical data and capital projects needs included in the City's Capital Improvement Program Budget.

Per the adopted budget policy, this fund includes reserves for Rate Stabilization, Operations and Maintenance, Infrastructure, and Pension Stabilization. It also includes a Replacement and Improvement Reserve and a Water Conservation Reserve.

This is the second fiscal year of the biennial operating budget. The following section details the City of Santa Clara's Enterprise Funds' Statements of Sources and Uses and their Amended Budget for Fiscal Year 2026/27.

ENTERPRISE FUNDS | CEMETERY FUND (093)

	2024/25 Actual	2025/26 Amended	2025/26 Estimate	2026/27 Adopted	2026/27 Amended
Beginning Fund Balance					
Encumbrance Carryover	0	17,075	17,075	0	17,075
Unrestricted	897,671	1,274,142	1,274,142	720,872	1,321,449
Total Beginning Fund Balance	**897,671**	**1,291,217**	**1,291,217**	**720,872**	**1,338,524**
Revenue					
Other Fees for Services	712,589	600,000	626,000	600,000	612,000
Other Revenue	2,606	0	0	0	0
Total Revenue	**715,195**	**600,000**	**626,000**	**600,000**	**612,000**
Transfers From					
General Fund	823,000	1,078,109	1,078,109	1,146,087	976,306
Endowment Care Fund	97,022	60,000	98,900	60,000	100,800
Perpetual Care Fund	1,383	500	1,400	500	1,400
Total Transfers From	**921,405**	**1,138,609**	**1,178,409**	**1,206,587**	**1,078,506**
Total Source of Funds	**2,534,271**	**3,029,826**	**3,095,626**	**2,527,459**	**3,029,030**
Expenditures					
Salaries	246,659	540,686	540,686	575,176	547,036
Retirement and Benefits	174,092	408,756	408,756	419,792	378,569
Materials/Services/Supplies	490,862	572,314	572,314	436,206	436,206
Services From Other Funds - Cost Allocation Plan	135,363	164,332	164,332	167,619	167,619
Interfund Services	193,441	71,014	71,014	72,220	144,109
Total Expenditures	**1,240,417**	**1,757,102**	**1,757,102**	**1,671,013**	**1,673,539**
Transfers To					
General Government Capital Fund	2,637	0	0	0	0
Total Transfers To	**2,637**	**0**	**0**	**0**	**0**
Ending Fund Balance					
Encumbrance Carryover	17,075	17,075	17,075	0	17,075
Unrestricted	1,274,142	1,255,649	1,321,449	856,446	1,338,416
Total Ending Fund Balance	**1,291,217**	**1,272,724**	**1,338,524**	**856,446**	**1,355,491**
Total Use of Funds	**2,534,271**	**3,029,826**	**3,095,626**	**2,527,459**	**3,029,030**

ENTERPRISE FUNDS | CONVENTION CENTER ENTERPRISE FUND (860)

	2024/25 Actual	2025/26 Amended	2025/26 Estimate	2026/27 Adopted	2026/27 Amended
Beginning Fund Balance					
Encumbrance Carryover	0	126,667	126,667	0	126,667
Operations and Maintenance Reserve	0	4,200,000	4,200,000	2,000,000	4,500,000
Restricted - Levy	784,990	967,273	967,273	784,990	967,273
Unrestricted	7,089,656	3,478,751	3,478,751	1,792,694	1,220,500
Total Beginning Fund Balance	**7,874,646**	**8,772,691**	**8,772,691**	**4,577,684**	**6,814,440**
Revenue					
Rent	426,852	0	0	428,400	0
Interest	309,637	150,000	150,000	150,000	150,000
Event Revenue	17,766,292	16,762,686	16,762,686	18,154,205	18,154,205
Other Revenue	441,500	417,931	417,931	427,346	427,346
Total Revenue	**18,944,281**	**17,330,617**	**17,330,617**	**19,159,951**	**18,731,551**
Transfers From					
General Fund	0	428,400	428,400	0	448,195
Total Transfers From	**0**	**428,400**	**428,400**	**0**	**448,195**
Total Source of Funds	**26,818,927**	**26,531,708**	**26,531,708**	**23,737,635**	**25,994,186**
Expenditures					
Salaries	137,876	323,613	323,613	341,314	300,629
Retirement and Benefits	99,453	158,287	158,287	155,962	132,652
Materials/Services/Supplies	218,348	228,505	228,505	228,505	228,505
Interfund Services	0	156	156	163	232
Services From Other Funds - Cost Allocation Plan	423,494	306,090	306,090	312,212	312,212
Event Expense	8,351,926	9,514,003	9,514,003	10,371,019	10,371,019
Indirect Expense	6,665,139	7,643,614	7,643,614	8,209,478	8,209,478
Total Expenditures	**15,896,236**	**18,174,268**	**18,174,268**	**19,618,653**	**19,554,727**
Transfers To					
Convention Center Capital Fund	2,150,000	1,543,000	1,543,000	0	0
Total Transfers To	**2,150,000**	**1,543,000**	**1,543,000**	**0**	**0**

ENTERPRISE FUNDS | CONVENTION CENTER ENTERPRISE FUND (860)

	2024/25 Actual	2025/26 Amended	2025/26 Estimate	2026/27 Adopted	2026/27 Amended
Ending Fund Balance					
Encumbrance Carryover	126,667	126,667	126,667	0	126,667
Operations and Maintenance Reserve	4,200,000	4,500,000	4,500,000	2,000,000	4,500,000
Restricted - Levy	967,273	967,273	967,273	784,990	967,273
Unrestricted	3,478,751	1,220,500	1,220,500	1,333,992	845,519
Total Ending Fund Balance	**8,772,691**	**6,814,440**	**6,814,440**	**4,118,982**	**6,439,459**
Total Use of Funds	**26,818,927**	**26,531,708**	**26,531,708**	**23,737,635**	**25,994,186**

ENTERPRISE FUNDS | ELECTRIC OPERATING GRANT TRUST FUND (191)

	2024/25 Actual	2025/26 Amended	2025/26 Estimate	2026/27 Adopted	2026/27 Amended
Beginning Fund Balance					
Public Benefits	59,781,800	50,218,868	50,218,868	53,721,197	59,170,603
Low Carbon Fuel	719,553	545,266	545,266	1,898,607	964,834
Greenhouse Gas	29,760,020	30,744,643	30,744,643	12,714,739	10,068,064
Total Beginning Fund Balance	**90,261,373**	**81,508,777**	**81,508,777**	**68,334,543**	**70,203,501**
Revenue					
Charges for Services	20,947,895	22,125,086	22,826,197	23,707,687	25,388,232
Low Carbon Fuel	0	1,755,000	1,755,000	2,600,000	2,600,000
Greenhouse Gas	20,056,762	22,077,435	22,077,435	22,534,424	19,155,763
Other Revenue	1,279,212	59,000	59,000	65,000	65,000
Interest	2,526,159	2,091,644	2,091,644	2,358,948	2,137,432
Total Revenue	**44,810,028**	**48,108,165**	**48,809,276**	**51,266,059**	**49,346,427**
Transfers From					
Electric Utility Capital Fund	0	1,000,000	1,000,000	0	0
Total Transfers From	**0**	**1,000,000**	**1,000,000**	**0**	**0**
Total Source of Funds	**135,071,401**	**130,616,942**	**131,318,053**	**119,600,602**	**119,549,928**
Expenditures					
Salaries	645,634	1,271,645	1,271,645	1,355,456	1,491,911
Retirement and Benefits	412,314	714,769	714,769	726,836	758,858
Materials/Services/Supplies	2,310,068	2,920,750	2,920,750	2,989,850	3,632,250
Mandated Program Costs	1,517,648	4,928,000	4,928,000	6,269,000	9,019,000
Services From Other Funds - Cost Allocation Plan	209,429	298,942	298,942	304,921	304,921
Contribution In Lieu	1,173,703	1,106,254	1,141,310	1,185,384	1,269,412
Interfund Services	9,224	47,862	47,862	48,970	52,630
Total Expenditures	**6,278,020**	**11,288,222**	**11,323,278**	**12,880,417**	**16,528,982**
Transfers To					
Electric Utility Fund	41,640,517	46,586,966	46,586,966	28,089,383	45,000,000
Electric Utility Capital Fund	3,750,000	0	0	0	3,010,000
Fire Department Capital Fund	0	79,372	79,372	0	0

ENTERPRISE FUNDS | ELECTRIC OPERATING GRANT TRUST FUND (191)

	2024/25 Actual	2025/26 Amended	2025/26 Estimate	2026/27 Adopted	2026/27 Amended
Transfers To					
Parks and Recreation Capital Fund	0	335,000	335,000	0	0
Streets and Highways Capital Fund	1,323,855	789,936	2,789,936	0	1,328,704
Vehicle Replacement Fund	570,232	0	0	0	0
Total Transfers To	**47,284,604**	**47,791,274**	**49,791,274**	**28,089,383**	**49,338,704**
Ending Fund Balance					
Public Benefits	50,218,868	58,504,548	59,170,603	61,863,531	33,752,415
Low Carbon Fuel	545,266	964,834	964,834	3,815,191	1,736,731
Greenhouse Gas	30,744,643	12,068,064	10,068,064	12,952,080	18,193,096
Total Ending Fund Balance	**81,508,777**	**71,537,446**	**70,203,501**	**78,630,802**	**53,682,242**
Total Use of Funds	**135,071,401**	**130,616,942**	**131,318,053**	**119,600,602**	**119,549,928**

ENTERPRISE FUNDS | ELECTRIC UTILITY FUND (091)

	2024/25 Actual	2025/26 Amended	2025/26 Estimate	2026/27 Adopted	2026/27 Amended
Beginning Fund Balance					
Encumbrance Carryover	6,022,037	11,055,485	11,055,485	6,022,037	11,055,485
Infrastructure Reserve	50,000,000	50,000,000	50,000,000	50,000,000	61,000,000
Operations and Maintenance Reserve	195,000,000	278,000,000	278,000,000	377,000,000	356,158,000
Pension Trust Reserve	10,065,874	11,792,344	11,792,344	10,826,979	12,792,344
Rate Stabilization Reserve	66,000,000	74,000,000	74,000,000	78,000,000	78,000,000
Grizzly Project and Tie Line Reserve	0	0	0	30,000,000	39,584,897
Trading Restricted Reserve	9,449,807	7,621,750	7,621,750	8,741,965	7,621,750
Unrestricted	90,938,838	150,134,371	150,134,371	95,522,554	92,957,174
Total Beginning Fund Balance	**427,476,556**	**582,603,950**	**582,603,950**	**656,113,535**	**659,169,650**
Revenue					
Charges for Services	740,863,703	772,818,794	797,419,194	831,648,673	888,894,599
Other Fees for Services	1,495,139	1,575,000	1,575,000	1,600,000	1,600,000
Other Agencies Revenue	26,079	0	0	0	0
Interest	30,038,579	23,487,617	23,487,617	25,658,378	30,177,487
Rents	3,704,980	3,652,625	3,652,625	3,738,628	3,738,628
Wholesale Revenue	20,436,824	27,551,565	27,551,565	51,665,593	15,893,716
Restricted Revenues	2,718,750	1,013,475	1,013,475	1,013,475	2,063,475
Other Revenue	14,503,155	2,388,000	2,388,000	2,607,500	8,979,420
Sale of Land	0	0	5,643,119	0	0
Total Revenue	**813,787,209**	**832,487,076**	**862,730,595**	**917,932,247**	**951,347,325**
Transfers From					
Electric Operating Grant Trust Fund	41,640,517	46,586,966	46,586,966	28,089,383	45,000,000
Total Transfers From	**41,640,517**	**46,586,966**	**46,586,966**	**28,089,383**	**45,000,000**
Total Source of Funds	**1,282,904,282**	**1,461,677,992**	**1,491,921,511**	**1,602,135,165**	**1,655,516,975**
Expenditures					
Salaries	40,353,624	55,913,174	55,913,174	59,020,333	59,322,185
Retirement and Benefits	20,845,972	27,452,233	27,452,233	27,480,812	28,212,521
Materials/Services/Supplies	40,542,537	43,499,905	43,499,905	45,494,700	56,538,576
Resource/Production	437,906,419	479,618,515	499,721,503	546,013,855	558,896,492
Services From Other Funds - Cost Allocation Plan	9,218,408	12,191,096	12,191,096	12,434,918	12,080,461
Interfund Services	3,384,678	4,453,991	4,453,991	4,528,789	4,533,570
Contribution In Lieu	37,708,078	40,265,602	41,495,622	43,157,109	45,913,604
Capital Outlay	6,594,499	15,081,000	18,281,000	32,000	32,000
Total Expenditures	**596,554,215**	**678,475,516**	**703,008,524**	**738,162,516**	**765,529,409**

ENTERPRISE FUNDS | ELECTRIC UTILITY FUND (091)

	2024/25 Actual	2025/26 Amended	2025/26 Estimate	2026/27 Adopted	2026/27 Amended
Transfers To					
General Fund	383,129	0	0	0	225,120
General Government Capital Fund	1,280,286	295,032	295,032	605,234	204,000
Electric Utility Capital Fund	64,363,700	98,633,000	106,633,000	89,256,168	156,967,000
Electric Utility Debt Service Fund	27,354,002	22,518,403	22,518,403	22,533,040	23,233,040
Public Buildings Capital Fund	0	0	0	0	56,050
Street Lighting Capital Fund	10,365,000	125,000	125,000	125,000	7,647,000
Vehicle Replacement Fund	0	171,902	171,902	0	0
Total Transfers To	**103,746,117**	**121,743,337**	**129,743,337**	**112,519,442**	**188,332,210**
Ending Fund Balance					
Encumbrance Carryover	11,055,485	11,055,485	11,055,485	6,022,037	11,055,485
Infrastructure Reserve	50,000,000	61,000,000	61,000,000	70,000,000	73,000,000
Operations and Maintenance Reserve	278,000,000	356,158,000	356,158,000	418,000,000	375,000,000
Pension Trust Reserve	11,792,344	11,792,344	12,792,344	11,866,979	12,911,979
Rate Stabilization Reserve	74,000,000	78,000,000	78,000,000	83,000,000	89,000,000
Grizzly Project and Tie Line Reserve	0	39,584,897	39,584,897	30,000,000	42,000,000
Trading Restricted Reserve	7,621,750	7,621,750	7,621,750	8,741,965	8,741,965
Unrestricted	150,134,371	96,246,663	92,957,174	123,822,226	89,945,927
Total Ending Fund Balance	**582,603,950**	**661,459,139**	**659,169,650**	**751,453,207**	**701,655,356**
Total Use of Funds	**1,282,904,282**	**1,461,677,992**	**1,491,921,511**	**1,602,135,165**	**1,655,516,975**

ENTERPRISE FUNDS | SEWER UTILITY FUND (094)

	2024/25 Actual	2025/26 Amended	2025/26 Estimate	2026/27 Adopted	2026/27 Amended
Beginning Fund Balance					
Encumbrance Carryover	515,966	372,096	372,096	515,966	372,096
Replacement and Improvement Reserve	1,507,553	1,507,553	1,507,553	1,507,553	1,507,553
Rate Stabilization Reserve	4,248,070	4,593,020	4,593,020	5,117,550	5,417,550
Operations and Maintenance Reserve	8,348,279	16,348,279	16,348,279	9,902,225	10,202,225
Infrastructure Reserve	4,793,175	5,288,968	5,288,968	11,995,541	12,295,541
Pension Stabilization Reserve	958,752	1,124,084	1,124,084	1,032,098	1,124,084
Reserve for Settlements	3,000,000	1,257,713	1,257,713	2,135,000	0
Unrestricted	11,946,860	10,600,995	10,600,995	3,714,617	8,107,316
Total Beginning Fund Balance	**35,318,655**	**41,092,708**	**41,092,708**	**35,920,550**	**39,026,365**
Revenue					
Other Agencies Revenue	6,251,846	560,000	2,212,137	560,000	560,000
Charges for Services	49,051,502	51,175,500	52,000,000	55,860,000	57,170,500
Other Fees for Services	65,125	20,400	50,000	20,808	20,808
Interest	1,430,413	605,475	2,400,000	617,585	617,585
Rents	56,175	46,000	57,000	46,000	46,000
Other Revenue	68,214	18,135	70,000	0	0
Total Revenue	**56,923,275**	**52,425,510**	**56,789,137**	**57,104,393**	**58,414,893**
Total Source of Funds	**92,241,930**	**93,518,218**	**97,881,845**	**93,024,943**	**97,441,258**
Expenditures					
Salaries	2,420,363	3,321,243	2,700,000	3,520,051	3,441,769
Retirement and Benefits	1,547,549	2,017,113	1,700,000	2,049,549	2,020,820
Right of Way Rental Expense	2,484,088	2,536,140	2,536,140	2,707,730	2,860,000
Materials/Services/Supplies	1,575,007	615,864	1,380,000	628,182	628,182
Resource/Production	24,850,079	28,181,014	28,350,000	28,737,900	30,200,000
Services From Other Funds - Cost Allocation Plan	1,519,002	1,836,276	1,836,276	1,873,002	1,873,002
Interfund Services	1,544,341	1,931,340	1,931,340	1,976,379	1,489,745
Total Expenditures	**35,940,429**	**40,438,990**	**40,433,756**	**41,492,793**	**42,513,518**
Transfers To					
General Government Capital Fund	85,001	6,867	6,867	47,144	0
Public Buildings Capital Fund	612,624	0	0	0	14,525

ENTERPRISE FUNDS | SEWER UTILITY FUND (094)

	2024/25 Actual	2025/26 Amended	2025/26 Estimate	2026/27 Adopted	2026/27 Amended
Transfers To					
PW CIP Management Fund	0	0	0	0	506,376
Sewer Utility Capital Fund	12,570,472	15,216,632	15,216,632	8,774,449	3,695,281
Sewer Utility Debt Service Fund	0	0	0	3,300,762	4,503,938
Special Liability Insurance Fund	1,742,287	3,138,725	3,138,725	0	0
Streets and Highways Capital Fund	198,409	34,000	34,000	0	0
Vehicle Replacement Fund	0	25,500	25,500	0	0
Total Transfers To	**15,208,793**	**18,421,724**	**18,421,724**	**12,122,355**	**8,720,120**
Ending Fund Balance					
Encumbrance Carryover	372,096	372,096	372,096	515,966	372,096
Replacement and Improvement Reserve	1,507,553	1,507,553	1,507,553	1,507,553	1,507,553
Rate Stabilization Reserve	4,593,020	5,417,550	5,417,550	5,586,000	5,719,131
Operations and Maintenance Reserve	16,348,279	10,202,225	10,202,225	10,231,100	10,565,990
Infrastructure Reserve	5,288,968	12,295,541	12,295,541	11,995,541	10,000,000
Pension Stabilization Reserve	1,124,084	1,124,084	1,124,084	1,032,098	1,124,084
Reserve for Settlements	1,257,713	0	0	2,135,000	0
Unrestricted	10,600,995	3,738,455	8,107,316	6,406,537	16,918,766
Total Ending Fund Balance	**41,092,708**	**34,657,504**	**39,026,365**	**39,409,795**	**46,207,620**
Total Use of Funds	**92,241,930**	**93,518,218**	**97,881,845**	**93,024,943**	**97,441,258**

ENTERPRISE FUNDS | SOLID WASTE FUND (096)

	2024/25 Actual	2025/26 Amended	2025/26 Estimate	2026/27 Adopted	2026/27 Amended
Beginning Fund Balance					
Encumbrance Carryover	3,152,543	4,313,310	4,313,310	3,152,543	4,313,310
Operations and Maintenance Reserve	2,675,520	10,325,285	10,325,285	8,439,165	7,167,221
Pension Trust Reserve	469,938	551,088	551,088	505,996	551,088
Rate Stabilization Reserve	1,765,150	1,765,150	1,765,150	3,521,899	4,173,156
Unrestricted	7,943,800	(522,970)	(522,970)	0	140,000
Total Beginning Fund Balance	**16,006,951**	**16,431,863**	**16,431,863**	**15,619,603**	**16,344,775**
Revenue					
Other Agencies Revenue	183,182	198,990	198,990	197,000	172,000
Interest	46,579	75,000	75,000	75,000	75,000
Charges for Services	2,831,452	2,942,856	3,082,856	3,045,810	3,162,882
Grant Funding	0	282,063	282,063	0	0
Other Fees for Services	37,883,108	38,788,704	38,788,704	40,640,252	41,219,830
Other Revenue	38,371	0	0	0	0
Total Revenue	**40,982,692**	**42,287,613**	**42,427,613**	**43,958,062**	**44,629,712**
Transfers From					
General Fund	102,564	102,564	102,564	102,564	102,564
Total Transfers From	**102,564**	**102,564**	**102,564**	**102,564**	**102,564**
Total Source of Funds	**57,092,207**	**58,822,040**	**58,962,040**	**59,680,229**	**61,077,051**
Expenditures					
Salaries	1,144,971	1,252,959	1,252,959	1,318,346	1,312,034
Retirement and Benefits	632,111	629,606	629,606	635,969	595,432
Materials/Services/Supplies	1,710,370	2,089,095	2,089,095	2,191,455	2,222,495
Contribution in Lieu	826,099	795,055	795,055	853,745	915,156
Resource/Production	32,745,487	34,106,079	34,106,079	35,772,849	36,741,766
Services From Other Funds - Cost Allocation Plan	1,457,115	1,555,330	1,555,330	1,586,437	1,586,437
Interfund Services	1,065,421	1,632,941	1,632,941	1,655,008	1,650,797
Total Expenditures	**39,581,574**	**42,061,065**	**42,061,065**	**44,013,809**	**45,024,117**
Transfers To					
General Government Capital Fund	48,770	2,200	2,200	21,867	0
Public Buildings Capital Fund	0	0	0	0	9,875
Solid Waste Capital Fund	1,030,000	554,000	554,000	576,160	976,160
Total Transfers To	**1,078,770**	**556,200**	**556,200**	**598,027**	**986,035**

ENTERPRISE FUNDS | SOLID WASTE FUND (096)

	2024/25 Actual	2025/26 Amended	2025/26 Estimate	2026/27 Adopted	2026/27 Amended
Ending Fund Balance					
Encumbrance Carryover	4,313,310	4,313,310	4,313,310	3,152,543	4,313,310
Operations and Maintenance Reserve	10,325,285	7,167,221	7,167,221	7,742,025	7,284,679
Pension Trust Reserve	551,088	551,088	551,088	505,996	551,088
Rate Stabilization Reserve	1,765,150	4,173,156	4,173,156	3,667,829	2,917,822
Unrestricted	(522,970)	0	140,000	0	0
Total Ending Fund Balance	**16,431,863**	**16,204,775**	**16,344,775**	**15,068,393**	**15,066,899**
Total Use of Funds	**57,092,207**	**58,822,040**	**58,962,040**	**59,680,229**	**61,077,051**

ENTERPRISE FUNDS | WATER RECYCLING FUND (097)

	2024/25 Actual	2025/26 Amended	2025/26 Estimate	2026/27 Adopted	2026/27 Amended
Beginning Fund Balance					
Encumbrance Carryover	25,100	37,429	37,429	25,100	37,429
Rate Stabilization Reserve	2,327,420	803,880	803,880	803,880	934,880
Operations and Maintenance Reserve	2,262,095	2,800,000	2,800,000	2,200,000	3,000,000
Infrastructure Reserve	51,500	51,500	51,500	51,500	51,500
Pension Stabilization Reserve	168,123	197,081	197,081	180,952	197,081
Unrestricted	2,395,985	4,290,365	4,290,365	263,632	3,384,379
Total Beginning Fund Balance	**7,230,223**	**8,180,255**	**8,180,255**	**3,525,064**	**7,605,269**
Revenue					
Other Agencies Revenue	1,331,354	350,000	0	364,000	364,000
Charges for Services	8,704,683	9,140,100	9,500,000	11,085,400	11,085,400
Other Fees for Services	17,833	20,800	10,000	21,632	21,632
Interest	107,409	100,509	200,000	102,519	102,519
Other Revenue	503,997	40,000	35,000	41,600	41,600
Total Revenue	**10,665,276**	**9,651,409**	**9,745,000**	**11,615,151**	**11,615,151**
Total Source of Funds	**17,895,499**	**17,831,664**	**17,925,255**	**15,140,215**	**19,220,420**
Expenditures					
Salaries	604,427	788,765	580,000	833,632	792,071
Retirement and Benefits	335,134	486,928	370,000	492,739	473,350
Right of Way Rental Expense	434,986	457,550	457,550	515,280	550,000
Materials/Services/Supplies	60,125	39,876	43,000	40,702	40,702
Resource/Production	8,167,166	10,871,145	8,200,000	9,988,000	9,988,000
Services From Other Funds - Cost Allocation Plan	88,395	134,933	134,933	137,632	137,632
Interfund Services	18,449	19,903	19,903	20,486	19,247
Total Expenditures	**9,708,682**	**12,799,100**	**9,805,386**	**12,028,471**	**12,001,002**
Transfers To					
General Government Capital Fund	6,562	0	0	0	0
Recycled Water Capital Fund	0	50,000	50,000	50,000	50,000
Water Utility Capital Fund	0	464,600	464,600	0	0
Total Transfers To	**6,562**	**514,600**	**514,600**	**50,000**	**50,000**

ENTERPRISE FUNDS | WATER RECYCLING FUND (097)

	2024/25 Actual	2025/26 Amended	2025/26 Estimate	2026/27 Adopted	2026/27 Amended
Ending Fund Balance					
Encumbrance Carryover	37,429	37,429	37,429	25,100	37,429
Rate Stabilization Reserve	803,880	934,880	934,880	803,880	1,300,000
Operations and Maintenance Reserve	2,800,000	2,200,000	3,000,000	1,800,000	3,000,000
Infrastructure Reserve	51,500	51,500	51,500	51,500	51,500
Pension Stabilization Reserve	197,081	197,081	197,081	180,952	197,081
Unrestricted	4,290,365	1,097,074	3,384,379	200,312	2,583,408
Total Ending Fund Balance	**8,180,255**	**4,517,964**	**7,605,269**	**3,061,744**	**7,169,418**
Total Use of Funds	**17,895,499**	**17,831,664**	**17,925,255**	**15,140,215**	**19,220,420**

ENTERPRISE FUNDS | WATER UTILITY FUND (092)

	2024/25 Actual	2025/26 Amended	2025/26 Estimate	2026/27 Adopted	2026/27 Amended
Beginning Fund Balance					
Encumbrance Carryover	1,216,030	1,116,154	1,116,154	1,216,030	1,116,154
Replacement and Improvement Reserve	303,090	303,090	303,090	303,090	303,090
Water Conservation Reserve	33,125	33,125	33,125	33,125	33,125
Rate Stabilization Reserve	3,823,460	6,823,460	6,823,460	7,318,450	7,318,450
Operations and Maintenance Reserve	5,435,580	7,435,580	7,435,580	8,000,000	10,787,500
Infrastructure Reserve	1,028,800	1,028,800	1,028,800	4,787,500	2,000,000
Pension Stabilization Reserve	1,927,637	2,255,660	2,255,660	2,070,898	2,255,660
Unrestricted	5,006,123	2,231,360	2,231,360	4,132,906	2,126,787
Total Beginning Fund Balance	**18,773,845**	**21,227,229**	**21,227,229**	**27,861,999**	**25,940,766**
Revenue					
Charges for Services	63,686,249	73,184,500	70,000,000	78,814,100	82,908,541
Other Fees for Services	2,452,782	2,038,874	2,600,000	2,080,859	2,080,859
Interest	739,362	450,000	800,000	500,000	500,000
Rents	56,175	47,840	66,000	49,754	49,754
Other Revenue	369,265	694,607	300,000	695,549	695,549
Total Revenue	**67,303,833**	**76,415,821**	**73,766,000**	**82,140,262**	**86,234,703**
Total Source of Funds	**86,077,678**	**97,643,050**	**94,993,229**	**110,002,261**	**112,175,469**
Expenditures					
Salaries	4,255,351	6,215,162	5,000,000	6,609,857	6,403,367
Retirement and Benefits	2,971,609	3,821,316	3,500,000	3,884,658	3,763,439
Right of Way Rental Expense	3,156,152	3,479,260	3,479,260	3,731,880	4,140,000
Materials/Services/Supplies	3,427,053	4,089,579	3,800,000	4,162,441	4,300,000
Resource/Production	41,682,087	42,859,200	41,250,000	47,514,000	49,261,800
Services From Other Funds - Cost Allocation Plan	3,043,221	3,694,822	3,694,822	3,768,718	3,768,718
Interfund Services	1,884,972	2,480,909	2,480,909	2,534,340	2,513,848
Capital Outlay	0	260,880	260,880	156,060	156,060
Total Expenditures	**60,420,445**	**66,901,128**	**63,465,871**	**72,361,954**	**74,307,232**
Transfers To					
Electric Utility Capital Fund	195,500	220,500	220,500	246,000	0
General Government Capital Fund	239,504	131,592	131,592	159,870	122,000
Public Buildings Capital Fund	0	0	0	0	32,850

ENTERPRISE FUNDS | WATER UTILITY FUND (092)

	2024/25 Actual	2025/26 Amended	2025/26 Estimate	2026/27 Adopted	2026/27 Amended
Transfers To					
Vehicle Replacement Fund	0	59,500	59,500	0	0
Water Utility Capital Fund	3,995,000	5,175,000	5,175,000	4,400,000	4,125,000
Total Transfers To	**4,430,004**	**5,586,592**	**5,586,592**	**4,805,870**	**4,279,850**
Ending Fund Balance					
Encumbrance Carryover	1,116,154	1,116,154	1,116,154	1,216,030	1,116,154
Replacement and Improvement Reserve	303,090	303,090	303,090	303,090	303,090
Water Conservation Reserve	33,125	33,125	33,125	33,125	33,125
Rate Stabilization Reserve	6,823,460	7,318,450	7,318,450	7,881,410	8,498,940
Operations and Maintenance Reserve	7,435,580	10,787,500	10,787,500	12,000,000	17,500,000
Infrastructure Reserve	1,028,800	2,000,000	2,000,000	4,787,500	2,000,000
Pension Stabilization Reserve	2,255,660	2,255,660	2,255,660	2,070,898	2,255,660
Unrestricted	2,231,360	1,341,351	2,126,787	4,542,384	1,881,418
Total Ending Fund Balance	**21,227,229**	**25,155,330**	**25,940,766**	**32,834,437**	**33,588,387**
Total Use of Funds	**86,077,678**	**97,643,050**	**94,993,229**	**110,002,261**	**112,175,469**

This page is intentionally left blank.

Internal Service Funds

This page is intentionally left blank.

INTERNAL SERVICE FUNDS

Internal Service Funds are used to finance and account for special activities and services performed by a designated department for other departments in the City on a cost reimbursement basis.

Communication Acquisitions Fund (048)

This fund is managed by the Police Department and accounts for the maintenance and replacement of communication equipment used by various City departments. The source of revenue for this fund is fees charged to the departments that require this type of equipment. Public safety radios that reached their end of useful life were most recently replaced and deployed in summer 2025.

Fleet Operations Fund (053)

This fund is managed by the Department of Public Works and accounts for the maintenance of City-owned vehicles and equipment used by all departments. The source of revenue for this fund is fees charged to the departments requiring vehicle maintenance.

Information Technology Services Fund (045)

This fund was established in FY 2019/20 and is managed by the Information Technology Department (ITD). This fund accounts for general information technology services provided to all City departments, citywide costs associated with computer and telephone equipment replacement as well as other services including new or upgraded software and additional licenses for new users. The source of revenue for this fund is fees charged to the departments. There are several CIP projects managed by ITD that have been shifted from the General Government Capital Fund to this internal service fund, which include funding for cybersecurity and the replacement of network equipment and computers.

Public Works Capital Projects Management Fund (044)

This fund was established in FY 2019/20 and is managed by the Department of Public Works. This fund accounts for the Public Works staff time and non-personnel costs to manage and work on specific capital improvement programs of the City. Historically, the source of revenue for this fund is fees charged to the departments requiring Public Works capital project management services. Starting in FY 2026/27, Public Works will begin directly charging certain capital projects for project management services. The remaining capital project management costs in this fund will be funded through transfers from the General Fund and Sewer Capital Fund.

Special Liability Insurance Fund (082)

This fund is managed by the City Attorney's Office and accounts for liability exposures to the City, including general liability, errors and omissions, and employment practices. The Special Liability Fund covers claims costs and excess liability insurance costs. The source of revenue for this fund is charges to the departments citywide as well as transfers from the General Fund and Enterprise Funds.

Unemployment Insurance Fund (087)

This fund is managed by the Human Resources Department and accounts for the cost of unemployment insurance claims. The source of revenue for this fund is charges to the departments citywide.

Vehicle Replacement Fund (050)

This fund is managed by the Department of Public Works and accounts for the lifecycle, replacement, procurement, up-fit, and disposal of all vehicles used by City departments. The source of revenue for this fund is charges to the departments requiring these services.

Workers' Compensation Fund (081)

This fund is managed by the Human Resources Department and accounts for the costs of premiums, claims administration, and claims expenses related to injuries or illnesses sustained by members of the City's workforce. The source of revenue for this fund is charges to departments citywide. Department allocations are determined using actual workers' compensation claims history.

This is the second fiscal year of the biennial operating budget. The following section details the City of Santa Clara's Internal Service Funds' Statements of Sources and Uses and their Amended Budget for Fiscal Year 2026/27.

INTERNAL SERVICE FUNDS | COMMUNICATION ACQUISITIONS FUND (048)

	2024/25 Actual	2025/26 Amended	2025/26 Estimate	2026/27 Adopted	2026/27 Amended
Beginning Fund Balance					
Encumbrance Carryover	6,058,720	578,302	578,302	6,058,720	578,302
Equipment Replacement Reserve	1,220,603	1,302,869	1,302,869	1,220,603	1,302,869
Unrestricted	941,312	2,439,595	2,439,595	1,904,312	2,439,595
Total Beginning Fund Balance	**8,220,635**	**4,320,766**	**4,320,766**	**9,183,635**	**4,320,766**
Revenue					
Other Agencies Revenue	963,000	0	0	0	0
Other Fees for Services	1,067,904	1,064,336	1,064,336	1,068,501	1,068,501
Total Revenue	**2,030,904**	**1,064,336**	**1,064,336**	**1,068,501**	**1,068,501**
Total Source of Funds	**10,251,539**	**5,385,102**	**5,385,102**	**10,252,136**	**5,389,267**
Expenditures					
Maintenance	309,113	325,643	325,643	329,256	329,256
Capital Outlay	5,621,660	738,693	738,693	739,245	739,245
Total Expenditures	**5,930,773**	**1,064,336**	**1,064,336**	**1,068,501**	**1,068,501**
Ending Fund Balance					
Encumbrance Carryover	578,302	578,302	578,302	6,058,720	578,302
Equipment Replacement Reserve	1,302,869	1,302,869	1,302,869	1,220,603	1,302,869
Unrestricted	2,439,595	2,439,595	2,439,595	1,904,312	2,439,595
Total Ending Fund Balance	**4,320,766**	**4,320,766**	**4,320,766**	**9,183,635**	**4,320,766**
Total Use of Funds	**10,251,539**	**5,385,102**	**5,385,102**	**10,252,136**	**5,389,267**

INTERNAL SERVICE FUNDS | FLEET OPERATIONS FUND (053)

	2024/25 Actual	2025/26 Amended	2025/26 Estimate	2026/27 Adopted	2026/27 Amended
Beginning Fund Balance					
Encumbrance Carryover	54,936	358,838	358,838	54,936	358,838
Unrestricted	1,170,117	1,309,630	1,309,630	1,149,747	1,149,747
Total Beginning Fund Balance	**1,225,053**	**1,668,468**	**1,668,468**	**1,204,683**	**1,508,585**
Revenue					
Other Agencies Revenue	4,635	4,162	4,162	4,245	4,000
Other Fees for Services	5,991,850	6,708,927	6,708,927	6,901,271	7,220,728
Other Revenue	153,949	34,881	34,881	35,055	35,148
Total Revenue	**6,150,434**	**6,747,970**	**6,747,970**	**6,940,571**	**7,259,876**
Total Source of Funds	**7,375,487**	**8,416,438**	**8,416,438**	**8,145,254**	**8,768,461**
Expenditures					
Salaries	1,684,049	1,851,798	1,851,798	1,946,274	2,165,598
Retirement and Benefits	1,185,935	1,255,403	1,255,403	1,268,911	1,390,037
Materials/Services/Supplies	2,678,631	3,241,949	3,241,949	3,169,371	3,143,459
Interfund Services	115,515	175,749	175,749	176,818	171,912
Services From Other Funds - Cost Allocation Plan	42,889	382,954	382,954	390,613	390,613
Total Expenditures	**5,707,019**	**6,907,853**	**6,907,853**	**6,951,987**	**7,261,619**
Ending Fund Balance					
Encumbrance Carryover	358,838	358,838	358,838	54,936	358,838
Unrestricted	1,309,630	1,149,747	1,149,747	1,138,331	1,148,004
Total Ending Fund Balance	**1,668,468**	**1,508,585**	**1,508,585**	**1,193,267**	**1,506,842**
Total Use of Funds	**7,375,487**	**8,416,438**	**8,416,438**	**8,145,254**	**8,768,461**

INTERNAL SERVICE FUNDS | INFORMATION TECHNOLOGY SERVICES FUND (045)

	2024/25 Actual	2025/26 Amended	2025/26 Estimate	2026/27 Adopted	2026/27 Amended
Beginning Fund Balance					
Encumbrance Carryover	1,089,829	2,332,590	2,332,590	1,089,829	2,332,590
Unrestricted	1,672,310	2,984,290	2,984,290	883,818	1,160,960
Total Beginning Fund Balance	**2,762,139**	**5,316,880**	**5,316,880**	**1,973,647**	**3,493,550**
Revenue					
Other Fees for Services	15,239,338	18,127,387	18,127,387	18,417,936	18,968,788
Total Revenue	**15,239,338**	**18,127,387**	**18,127,387**	**18,417,936**	**18,968,788**
Total Source of Funds	**18,001,477**	**23,444,267**	**23,444,267**	**20,391,583**	**22,462,338**
Expenditures					
Salaries	1,432,903	1,985,297	1,985,297	2,126,514	2,036,301
Retirement and Benefits	728,211	996,696	996,696	999,248	870,266
Materials/Services/Supplies	10,401,094	16,082,711	16,082,711	14,811,934	15,582,270
Interfund Services	1,237	1,985	1,985	2,067	2,407
Capital Outlay	121,152	884,028	884,028	477,544	477,544
Total Expenditures	**12,684,597**	**19,950,717**	**19,950,717**	**18,417,307**	**18,968,788**
Ending Fund Balance					
Encumbrance Carryover	2,332,590	2,332,590	2,332,590	1,089,829	2,332,590
Unrestricted	2,984,290	1,160,960	1,160,960	884,447	1,160,960
Total Ending Fund Balance	**5,316,880**	**3,493,550**	**3,493,550**	**1,974,276**	**3,493,550**
Total Use of Funds	**18,001,477**	**23,444,267**	**23,444,267**	**20,391,583**	**22,462,338**

INTERNAL SERVICE FUNDS | PUBLIC WORKS CAPITAL PROJECTS MANAGEMENT FUND (044)

	2024/25 Actual	2025/26 Amended	2025/26 Estimate	2026/27 Adopted	2026/27 Amended
Beginning Fund Balance					
Encumbrance Carryover	783,977	871,933	871,933	783,977	871,933
Unrestricted	198,329	324,103	324,103	0	0
Total Beginning Fund Balance	**982,306**	**1,196,036**	**1,196,036**	**783,977**	**871,933**
Revenue					
Other Fees for Services	4,373,674	4,991,087	4,991,087	5,119,299	0
Total Revenue	**4,373,674**	**4,991,087**	**4,991,087**	**5,119,299**	**0**
Transfers From					
General Fund	0	0	0	0	3,086,840
Sewer Utility Fund	0	0	0	0	506,376
Total Transfers From	**0**	**0**	**0**	**0**	**3,593,216**
Total Source of Funds	**5,355,980**	**6,187,123**	**6,187,123**	**5,903,276**	**4,465,149**
Expenditures					
Salaries	2,193,204	2,469,369	2,469,369	2,583,507	974,970
Retirement and Benefits	1,319,712	1,384,999	1,384,999	1,373,927	1,452,737
Materials/Services/Supplies	207,321	494,585	494,585	506,117	506,117
Services From Other Funds - Cost Allocation Plan	205,026	507,604	507,604	517,756	517,756
Interfund Services	36,352	134,530	134,530	137,992	141,636
Total Expenditures	**3,961,615**	**4,991,087**	**4,991,087**	**5,119,299**	**3,593,216**
Transfers To					
General Fund	162,677	201,743	201,743	0	0
Parks and Recreation Capital Fund	0	83,794	83,794	0	0
Sewer Utility Capital Fund	35,652	38,566	38,566	0	0
Total Transfers To	**198,329**	**324,103**	**324,103**	**0**	**0**
Ending Fund Balance					
Encumbrance Carryover	871,933	871,933	871,933	783,977	871,933
Unrestricted	324,103	0	0	0	0
Total Ending Fund Balance	**1,196,036**	**871,933**	**871,933**	**783,977**	**871,933**
Total Use of Funds	**5,355,980**	**6,187,123**	**6,187,123**	**5,903,276**	**4,465,149**

INTERNAL SERVICE FUNDS | SPECIAL LIABILITY INSURANCE FUND (082)

	2024/25 Actual	2025/26 Amended	2025/26 Estimate	2026/27 Adopted	2026/27 Amended
Beginning Fund Balance					
Encumbrance Carryover	84,698	57,062	57,062	84,698	57,062
Reserve for Future Claims	9,000,000	4,700,000	4,700,000	4,700,000	12,000,000
Unrestricted	3,711,625	9,122,880	9,122,880	2,153,285	4,211,239
Total Beginning Fund Balance	**12,796,323**	**13,879,942**	**13,879,942**	**6,937,983**	**16,268,301**
Revenue					
Other Fees for Services	6,530,000	7,390,000	7,390,000	7,655,000	8,000,000
Misc. Other Revenue	0	0	195,000	0	0
Other Revenue	3,356,623	0	0	0	0
Total Revenue	**9,886,623**	**7,390,000**	**7,585,000**	**7,655,000**	**8,000,000**
Transfers From					
Sewer Utility Fund	1,742,287	3,138,725	2,250,264	0	0
Total Transfers From	**1,742,287**	**3,138,725**	**2,250,264**	**0**	**0**
Total Source of Funds	**24,425,233**	**24,408,667**	**23,715,206**	**14,592,983**	**24,268,301**
Expenditures					
Claims Payments	7,516,895	3,361,000	2,850,000	3,428,000	4,133,000
Consultant and Administration Costs	130,057	136,000	136,000	139,000	139,000
Insurance Premiums	2,898,339	5,655,000	4,460,905	4,088,000	4,257,000
Total Expenditures	**10,545,291**	**9,152,000**	**7,446,905**	**7,655,000**	**8,529,000**
Ending Fund Balance					
Encumbrance Carryover	57,062	57,062	57,062	84,698	57,062
Reserve for Future Claims	4,700,000	12,000,000	12,000,000	4,700,000	12,000,000
Unrestricted	9,122,880	3,199,605	4,211,239	2,153,285	3,682,239
Total Ending Fund Balance	**13,879,942**	**15,256,667**	**16,268,301**	**6,937,983**	**15,739,301**
Total Use of Funds	**24,425,233**	**24,408,667**	**23,715,206**	**14,592,983**	**24,268,301**

INTERNAL SERVICE FUNDS | UNEMPLOYMENT INSURANCE FUND (087)

	2024/25 Actual	2025/26 Amended	2025/26 Estimate	2026/27 Adopted	2026/27 Amended
Beginning Fund Balance					
Unrestricted	279,047	185,610	185,610	144,047	125,610
Total Beginning Fund Balance	**279,047**	**185,610**	**185,610**	**144,047**	**125,610**
Revenue					
Other Fees for Services	0	100,000	100,000	105,000	168,000
Total Revenue	**0**	**100,000**	**100,000**	**105,000**	**168,000**
Total Source of Funds	**279,047**	**285,610**	**285,610**	**249,047**	**293,610**
Expenditures					
Materials/Services/Supplies	93,437	100,000	160,000	105,000	168,000
Total Expenditures	**93,437**	**100,000**	**160,000**	**105,000**	**168,000**
Ending Fund Balance					
Unrestricted	185,610	185,610	125,610	144,047	125,610
Total Ending Fund Balance	**185,610**	**185,610**	**125,610**	**144,047**	**125,610**
Total Use of Funds	**279,047**	**285,610**	**285,610**	**249,047**	**293,610**

INTERNAL SERVICE FUNDS | VEHICLE REPLACEMENT FUND (050)

	2024/25 Actual	2025/26 Amended	2025/26 Estimate	2026/27 Adopted	2026/27 Amended
Beginning Fund Balance					
Encumbrance Carryover	3,628,202	2,229,153	2,229,153	3,628,202	2,229,153
Equipment Replacement Reserve	6,130,757	6,651,878	6,651,878	6,130,757	6,651,878
Unrestricted	5,896,763	5,906,282	5,906,282	7,149,857	6,762,560
Total Beginning Fund Balance	**15,655,722**	**14,787,313**	**14,787,313**	**16,908,816**	**15,643,591**
Revenue					
Other Fees for Services	4,719,391	6,609,099	6,609,099	6,672,100	6,868,821
Sale of Land or Property	244,082	161,919	161,919	161,919	161,919
Total Revenue	**4,963,473**	**6,771,018**	**6,771,018**	**6,834,019**	**7,030,740**
Transfers From					
Electric Operating Grant Trust Fund	570,232	0	0	0	0
Electric Utility Fund	0	171,902	171,902	0	0
General Fund	196,917	374,000	374,000	0	0
Sewer Utility Fund	83,636	25,500	25,500	0	0
Water Utility Fund	0	59,500	59,500	0	0
Total Transfers From	**850,785**	**630,902**	**630,902**	**0**	**0**
Total Source of Funds	**21,469,980**	**22,189,233**	**22,189,233**	**23,742,835**	**22,674,331**
Expenditures					
Capital Outlay	6,112,435	4,162,384	4,162,384	1,270,000	1,470,000
Electric Vehicle Replacements	570,232	2,373,000	2,373,000	593,635	681,000
Total Expenditures	**6,682,667**	**6,535,384**	**6,535,384**	**1,863,635**	**2,151,000**
Transfers To					
Police Operating Grant Trust Fund	0	10,258	10,258	0	0
Total Transfers To	**0**	**10,258**	**10,258**	**0**	**0**
Ending Fund Balance					
Encumbrance Carryover	2,229,153	2,229,153	2,229,153	3,628,202	2,229,153
Equipment Replacement Reserve	6,651,878	6,651,878	6,651,878	6,130,757	6,651,878
Unrestricted	5,906,282	6,762,560	6,762,560	12,120,241	11,642,300
Total Ending Fund Balance	**14,787,313**	**15,643,591**	**15,643,591**	**21,879,200**	**20,523,331**
Total Use of Funds	**21,469,980**	**22,189,233**	**22,189,233**	**23,742,835**	**22,674,331**

INTERNAL SERVICE FUNDS | WORKERS' COMPENSATION FUND (081)

	2024/25 Actual	2025/26 Amended	2025/26 Estimate	2026/27 Adopted	2026/27 Amended
Beginning Fund Balance					
Reserve for Future Claims	8,500,000	8,500,000	8,500,000	8,500,000	8,500,000
Reserve for Prepayment	715,126	1,072,718	1,072,718	715,126	1,072,718
Unrestricted	967,373	1,401,998	1,401,998	968,373	578,998
Total Beginning Fund Balance	**10,182,499**	**10,974,716**	**10,974,716**	**10,183,499**	**10,151,716**
Revenue					
Other Fees for Services	6,327,000	6,858,000	6,858,000	7,101,000	7,260,000
Other Revenue	(113,656)	0	27,000	0	0
Total Revenue	**6,213,344**	**6,858,000**	**6,885,000**	**7,101,000**	**7,260,000**
Total Source of Funds	**16,395,843**	**17,832,716**	**17,859,716**	**17,284,499**	**17,411,716**
Expenditures					
Materials/Services/Supplies	3,966,813	5,990,000	5,990,000	5,140,000	5,140,000
Insurance Premiums	1,454,314	1,868,000	1,718,000	1,961,000	2,120,000
Total Expenditures	**5,421,127**	**7,858,000**	**7,708,000**	**7,101,000**	**7,260,000**
Ending Fund Balance					
Reserve for Future Claims	8,500,000	8,500,000	8,500,000	8,500,000	8,500,000
Reserve for Prepayment	1,072,718	1,072,718	1,072,718	715,126	1,072,718
Unrestricted	1,401,998	401,998	578,998	968,373	578,998
Total Ending Fund Balance	**10,974,716**	**9,974,716**	**10,151,716**	**10,183,499**	**10,151,716**
Total Use of Funds	**16,395,843**	**17,832,716**	**17,859,716**	**17,284,499**	**17,411,716**

Capital Improvement Program Funds

This page is intentionally left blank.

CAPITAL IMPROVEMENT PROGRAM FUNDS

Capital Improvement Program Funds are established to account for specific revenues and expenditures that are earmarked for major improvements to the City's infrastructure, replacements and upgrades to City assets, and improvements and upgrades to the City's utilities. The City of Santa Clara has various capital funds set up for different types of capital projects.

Cemetery Capital Fund (593)

The capital projects included in this fund are related to construction, engineering, repairs, and design of the two City-owned cemeteries.

City Affordable Housing Capital Fund (565)

This fund accounts for housing impact fees collected by the City. These housing impact fees are eligible to be used for any items in compliance with the Affordable Housing Ordinance.

Convention Center Capital Fund (865)

This fund was established in FY 2020/21 through Report to Council 21-1176 approved by the City Council on January 12, 2021. This fund accounts for the capital improvements to the Convention Center. Improvements to the Convention Center are funded by the initial City capital contribution from the General Fund; developer contributions from the Convention Center operations management team, OVG360, and the food and beverage operator, Levy; and transfers from the Convention Center Enterprise Fund.

Electric Utility Capital Fund (591)

This fund accounts for projects pertaining to system improvements, substation construction, and technology projects. Customer service charges, developer contributions, load development fees, debt financing, and transfers from other enterprise funds are the primary sources of revenue for these projects.

Fire Department Capital Fund (536)

This fund tracks projects that include the replacement of firefighting equipment, defibrillators, personal protective equipment, firehouse safety systems, and fire station improvements. Grants and the General Fund provide the funding for these projects.

General Government Capital Fund (539)

This fund accounts for projects primarily related to the implementation, maintenance, and upgrades for the various applications in Citywide departments. The funding sources are mainly from grants and transfers from the City's enterprise funds and the General Fund.

Infrastructure Replacement Capital Fund (501)

This fund is recommended to be established as part of the FY 2026/27 and FY 2027/28 Proposed Capital Improvement Program Budget. This sinking fund will set aside General Fund dollars to support the replacement of the City's infrastructure. As projects are identified, funding will be transferred from this fund to the applicable capital funds.

Library Department Capital Fund (537)

This fund tracks projects associated with the capital maintenance, construction, safety, and appearance of library facilities, funded by the General Fund.

Measure I General Obligation (GO) Bond Projects Fund (613)

This fund was established in FY 2025/26 through Report to Council 25-992 approved by the City Council on September 16, 2025. This fund accounts for the projects funded by the voter approved, Measure I General Obligation Bond.

Parks and Recreation Capital Fund (532)

This fund accounts for the projects associated with the acquisition, development, and capital improvement of neighborhood and community parks, recreation facilities, and open space to meet the needs of City residents. Funding sources for these projects include developer contributions, grants and donations, parks Mitigation Fee Act (MFA) fees, Quimby Act fees, and the General Fund.

Public Buildings Capital Fund (538)

The projects in this fund are associated with repairs and capital maintenance for public buildings, including mechanical and electrical systems, primarily funded by the General Fund.

Recycled Water Capital Fund (597)

This fund tracks projects related to the installation of recycled water mains, including extensions to existing service and for new developments, supported by recycled water customer service charges.

Related Santa Clara Developer Fund (540)

This fund tracks the financial resources from the Developer to fund City staff in pre-development and permit processing efforts and third-party consultant work for the Related Santa Clara project.

Sewer Utility Capital Fund (594)

This fund tracks projects related to the construction and upkeep of the City's sewer system including sewer mains and the City of Santa Clara/San José wastewater treatment facility. These projects are funded through customer service charges, connection charges, debt financing, and the sewer conveyance fee.

Solid Waste Capital Fund (596)

The capital projects included in this fund are related to the construction of wells, well abandonments, erosion, maintenance of landfill gas, and miscellaneous landfill monitoring requirements. Funding sources for these projects include lease revenues, customer service charges, and developer contributions.

Storm Drain Capital Fund (535)

The projects in the Storm Drain Capital Fund contribute to the expansion, construction, and rehabilitation of the City's storm drain system. Primary funding sources include the General Fund and developer-funded storm drain charges.

Street Lighting Capital Fund (534)

This fund accounts for projects related to the replacement and installation of citywide street lighting to provide adequate lighting for streets, new developments, and parking lots. These projects are funded via customer service charges, developer contributions, and electric public benefits charges.

Streets and Highways Capital Fund (533)

This fund tracks the City's projects that are related to the maintenance of local transportation facilities, traffic infrastructure, street rehabilitation, sidewalk, curb, and gutter improvements. Primary funding sources for these types of projects include traffic mitigation fees, gas tax, Road Maintenance and Rehabilitation Account proceeds, and the General Fund.

Tasman East Infrastructure Improvement Fund (541)

This fund was established in FY 2020/21 through the Report to Council 20-787 approved by the City Council on November 17, 2020, and is managed by the Department of Public Works. This fund accounts for impact fee revenues and project expenditures related to the Tasman East Specific Plan.

Water Utility Capital Fund (592)

The projects in this fund pertain to the construction and upkeep of the water system including water mains, hydrants, wells and pumps, storage tanks, and the asset management system. Customer service charges and developer contributions are the primary funding sources for these projects.

The following section details the City of Santa Clara's Capital Improvement Program Funds' Statements of Sources and Uses and their Proposed Biennial Capital Budget for Fiscal Years 2026/27 and 2027/28, and the five-year planning period.

CAPITAL IMPROVEMENT PROGRAM FUNDS | CEMETERY CAPITAL FUND (593)

	2025/26 Estimate	2026/27 Proposed	2027/28 Proposed	2028/29 CIP	2029/30 CIP	2030/31 CIP	Five-Year CIP Total
Beginning Fund Balance							
Unrestricted	326,584	56,095	56,095	56,095	56,095	56,095	56,095
Total Beginning Fund Balance	**326,584**	**56,095**	**56,095**	**56,095**	**56,095**	**56,095**	**56,095**
Total Source of Funds	**326,584**	**56,095**	**56,095**	**56,095**	**56,095**	**56,095**	**56,095**
Expenditures							
3628 - Sarah E. Fox Mausoleum Repairs	270,489	0	0	0	0	0	0
Total Expenditures	**270,489**	**0**	**0**	**0**	**0**	**0**	**0**
Ending Fund Balance							
Unrestricted	56,095	56,095	56,095	56,095	56,095	56,095	56,095
Total Ending Fund Balance	**56,095**	**56,095**	**56,095**	**56,095**	**56,095**	**56,095**	**56,095**
Total Use of Funds	**326,584**	**56,095**	**56,095**	**56,095**	**56,095**	**56,095**	**56,095**

CAPITAL IMPROVEMENT PROGRAM FUNDS | CITY AFFORDABLE HOUSING CAPITAL FUND (565)

	2025/26 Estimate	2026/27 Proposed	2027/28 Proposed	2028/29 CIP	2029/30 CIP	2030/31 CIP	Five-Year CIP Total
Beginning Fund Balance							
Unrestricted	5,253,121	5,464,276	5,464,276	5,464,276	5,464,276	5,464,276	5,464,276
Total Beginning Fund Balance	**5,253,121**	**5,464,276**	**5,464,276**	**5,464,276**	**5,464,276**	**5,464,276**	**5,464,276**
Transfers From							
City Affordable Housing Fund	5,155,639	0	0	0	0	0	0
Total Transfers From	**5,155,639**	**0**	**0**	**0**	**0**	**0**	**0**
Total Source of Funds	**10,408,760**	**5,464,276**	**5,464,276**	**5,464,276**	**5,464,276**	**5,464,276**	**5,464,276**
Expenditures							
5211 - Civic Center Drive - Low Income Housing	4,944,484	0	0	0	0	0	0
Total Expenditures	**4,944,484**	**0**	**0**	**0**	**0**	**0**	**0**
Ending Fund Balance							
Unrestricted	5,464,276	5,464,276	5,464,276	5,464,276	5,464,276	5,464,276	5,464,276
Total Ending Fund Balance	**5,464,276**	**5,464,276**	**5,464,276**	**5,464,276**	**5,464,276**	**5,464,276**	**5,464,276**
Total Use of Funds	**10,408,760**	**5,464,276**	**5,464,276**	**5,464,276**	**5,464,276**	**5,464,276**	**5,464,276**

CAPITAL IMPROVEMENT PROGRAM FUNDS | CONVENTION CENTER CAPITAL FUND (865)

	2025/26 Estimate	2026/27 Proposed	2027/28 Proposed	2028/29 CIP	2029/30 CIP	2030/31 CIP	Five-Year CIP Total
Beginning Fund Balance							
Unrestricted	2,556,630	0	0	0	0	0	0
Total Beginning Fund Balance	**2,556,630**	**0**	**0**	**0**	**0**	**0**	**0**
Transfers From							
Convention Center Enterprise Fund	1,543,000	0	0	0	0	0	0
Total Transfers From	**1,543,000**	**0**	**0**	**0**	**0**	**0**	**0**
Total Source of Funds	**4,099,630**	**0**	**0**	**0**	**0**	**0**	**0**
Expenditures							
8101 - Santa Clara Convention Center Condition Assessment Repair	4,099,630	0	0	0	0	0	0
Total Expenditures	**4,099,630**	**0**	**0**	**0**	**0**	**0**	**0**
Ending Fund Balance							
Unrestricted	0	0	0	0	0	0	0
Total Ending Fund Balance	**0**	**0**	**0**	**0**	**0**	**0**	**0**
Total Use of Funds	**4,099,630**	**0**	**0**	**0**	**0**	**0**	**0**

CAPITAL IMPROVEMENT PROGRAM FUNDS | ELECTRIC UTILITY CAPITAL FUND (591)

	2025/26 Estimate	2026/27 Proposed	2027/28 Proposed	2028/29 CIP	2029/30 CIP	2030/31 CIP	Five-Year CIP Total
Beginning Fund Balance							
Encumbrance Carryover	110,995,973	110,995,973	110,995,973	110,995,973	110,995,973	110,995,973	110,995,973
Unrestricted	169,214,967	27,496,033	27,496,033	27,496,033	12,496,033	12,496,033	27,496,033
Total Beginning Fund Balance	**280,210,940**	**138,492,006**	**138,492,006**	**138,492,006**	**123,492,006**	**123,492,006**	**138,492,006**
Revenue							
Line of Credit / Debt Financing	246,000,000	54,770,000	24,260,000	21,730,000	3,240,000	0	104,000,000
Other Revenue	57,894,849	3,032,000	11,165,000	3,960,000	4,437,000	4,685,000	27,279,000
Total Revenue	**303,894,849**	**57,802,000**	**35,425,000**	**25,690,000**	**7,677,000**	**4,685,000**	**131,279,000**
Transfers From							
Electric Debt Service Fund	108,490,177	0	0	0	0	0	0
Electric Operating Grant Trust Fund	0	3,010,000	2,260,000	0	0	0	5,270,000
Electric Utility Fund	98,633,000	156,967,000	133,362,000	162,060,000	74,800,000	51,950,000	579,139,000
Water Utility Fund	220,500	0	140,000	0	0	0	140,000
Total Transfers From	**207,343,677**	**159,977,000**	**135,762,000**	**162,060,000**	**74,800,000**	**51,950,000**	**584,549,000**
Total Source of Funds	**791,449,466**	**356,271,006**	**309,679,006**	**326,242,006**	**205,969,006**	**180,127,006**	**854,320,006**
Expenditures							
2004 - Fiber Development, Design, and Expansion	4,210,032	2,140,000	2,125,000	2,106,000	1,670,000	1,680,000	9,721,000
2005 - New Business Estimate Work	14,645,927	7,827,000	8,224,000	8,635,000	9,062,000	9,505,000	43,253,000
2006 - Transmission and Distribution Capital Maintenance and Betterments	31,901,441	6,439,000	6,516,000	10,218,000	6,104,000	6,409,000	35,686,000
2008 - Substation Capital Maintenance and Betterments	1,604,000	873,000	873,000	873,000	680,000	680,000	3,979,000
2010 - Electric Yard Buildings and Grounds	1,219,582	315,000	316,000	317,000	318,000	319,000	1,585,000
2104 - Serra Substation Re-Build	0	0	0	0	0	0	0
2111 - Implementation of Advanced Metering Infrastructure (AMI)	59,167	854,000	149,000	100,000	100,000	100,000	1,303,000
2119 - Generation Capital Maintenance and Betterments	1,678,984	1,375,000	1,600,000	1,648,000	1,698,000	1,748,000	8,069,000
2124 - Transmission System Reinforcements	327,746	0	0	0	0	0	0
2127 - Major Engine Overhaul and Repair	2,083,344	2,548,000	10,396,000	6,465,000	6,818,000	7,810,000	34,037,000

CAPITAL IMPROVEMENT PROGRAM FUNDS | ELECTRIC UTILITY CAPITAL FUND (591)

	2025/26 Estimate	2026/27 Proposed	2027/28 Proposed	2028/29 CIP	2029/30 CIP	2030/31 CIP	Five-Year CIP Total
Expenditures							
2395 - Operations and Planning Technology	11,886,798	9,670,000	3,250,000	0	0	2,000,000	14,920,000
2398 - Clean Energy and Carbon Reduction	4,776,715	0	0	0	0	0	0
2410 - System Expansion Planning and Analysis	5,881,399	4,105,000	3,035,000	5,105,000	3,095,000	3,125,000	18,465,000
2418 - Esperanca Substation	26,752,273	6,135,000	10,845,000	0	0	0	16,980,000
2423 - Utility Billing CIS Replacement	3,500,000	0	0	0	0	0	0
2424 - Substation Physical Security Improvements	20,709,609	10,100,000	0	0	0	0	10,100,000
2429 - Storm Water Compliance	212,042	0	0	0	0	0	0
2431 - Homestead Substation Rebuild	6,750,138	20,000,000	20,000,000	0	0	0	40,000,000
2432 - Yard Pavement Project	1,301,224	2,400,000	0	0	0	0	2,400,000
2434 - Replace Balance of Plant Control System (DCS)	506,494	0	0	0	0	0	0
2435 - DOT Gas Pipeline Upgrades and Repairs	1,189,866	0	0	0	0	0	0
2437 - Valve Replacement and Repair	1,048,828	0	0	0	0	0	0
2441 - Electric Vehicle (EV) Charging	2,378,854	0	0	0	0	0	0
2442 - San Tomas Junction	1,041,140	0	0	0	0	0	0
2443 - Laurelwood Substation	2,356,526	0	0	0	0	0	0
2444 - Northwest Loop Capacity Upgrade	7,894,098	0	0	0	0	0	0
2446 - Renewable Energy Microgrid	3,065,427	0	0	0	0	0	0
2447 - Substation Control and Communication System Replacement	5,532,732	4,750,000	2,000,000	0	0	0	6,750,000
2448 - Stender Way Junction Substation	2,879,877	0	0	0	0	0	0
2449 - Memorex Junction Substation	3,277,926	0	0	0	0	0	0
2450 - Martin Avenue Junction Substation	7,244,682	0	0	0	0	0	0
2451 - Freedom Circle Junction Substation	1,987,571	0	0	0	0	0	0
2452 - 60KV Breaker Upgrades	2,851,917	100,000	0	0	0	0	100,000
2453 - KRS Rebuild and Replacement	95,915,236	0	0	0	0	0	0
2454 - NRS Upgrades and Expansion	131,396,739	0	0	0	0	0	0
2455 - NRS-KRS 115kV Line	44,088,431	0	0	0	0	0	0
2456 - SRS Rebuild and Replacement	92,826,217	0	0	0	0	0	0
2457 - Bowers Avenue Junction	2,838,092	0	0	0	0	0	0
2458 - Walsh-Uranium 60kV Reconductor	10,191,289	0	0	0	0	0	0
2459 - Transmission Loop 1	10,663,876	2,000,000	14,099,000	88,845,000	995,000	995,000	106,934,000

CAPITAL IMPROVEMENT PROGRAM FUNDS | ELECTRIC UTILITY CAPITAL FUND (591)

	2025/26 Estimate	2026/27 Proposed	2027/28 Proposed	2028/29 CIP	2029/30 CIP	2030/31 CIP	Five-Year CIP Total
Expenditures							
2460 - Grizzly Tap Line Repairs	1,438,489	0	0	0	0	0	0
2461 - Battery Energy Storage System	2,841,130	0	0	0	0	0	0
2462 - Juliette Substation Transformer Rerate and Installation	25,141,631	0	0	0	0	0	0
2463 - Transmission Loop 2	1,924,989	0	0	0	0	0	0
2464 - Democracy Substation	58,177	0	0	0	0	0	0
2465 - Duane-Scott 115kV Reconductor	2,420,000	130,000	3,459,000	4,567,000	969,000	0	9,125,000
2466 - South Loop Reconductor	4,010,000	0	5,032,000	21,725,000	3,488,000	0	30,245,000
2467 - Northwestern – Zeno 60kV Reconductor	999,776	0	0	0	13,435,000	13,614,000	27,049,000
2468 - Palm Substation Expansion	6,231,014	8,435,000	5,430,000	0	0	0	13,865,000
2469 - Agnew Rebuild and Expansion	5,995,623	0	0	0	29,700,000	8,650,000	38,350,000
2470 - Freedom Circle Fuel Cell Installation	1,378,392	0	0	0	0	0	0
2471 - Central Substation Rebuild and Replacement	4,000,000	0	0	0	0	0	0
2472 - Northwest Loop Capacity Upgrade Phase II	4,000,000	3,230,000	359,000	10,402,000	0	0	13,991,000
2500 - NRS 80kA Breakers Replacement Project	20,842,000	0	0	0	0	0	0
NEW - DVR Spare Engine Procurement Project	0	20,000,000	10,000,000	0	0	0	30,000,000
NEW - Revenue Metering Improvement	0	3,010,000	2,260,000	0	0	0	5,270,000
NEW - Hydro Penstock Repairs	0	1,075,000	0	0	0	0	1,075,000
NEW - SCADA Upgrade	0	2,500,000	0	0	0	0	2,500,000
NEW - CAISO 3rd 230kV T-Line Into NRS	0	60,130,000	24,260,000	21,730,000	3,240,000	0	109,360,000
NEW - System Wide Distribution Capacitor Replacement	0	1,078,000	772,000	773,000	40,000	0	2,663,000
NEW - Central Expressway Underbuild Double Circuited 60kV & 12kV	0	6,555,000	9,669,000	6,933,000	0	0	23,157,000
NEW - NRS to Agnew 60 kV Line Reconductoring	0	1,735,000	1,422,000	6,444,000	1,065,000	0	10,666,000
NEW - Flexible Load Interconnection Program	0	7,099,000	3,611,000	0	0	0	10,710,000
NEW - Uranium Feeder Reliability Improvement	0	475,000	606,000	288,000	0	0	1,369,000
NEW - Spare Equipment Strategy & Procurement	0	20,198,000	19,321,000	4,478,000	0	0	43,997,000
NEW - Dynamic Facility Ratings Project	0	345,000	696,000	1,098,000	0	0	2,139,000
NEW - Duane Substation Bulk Electric System Compliance Requirement	0	153,000	862,000	0	0	0	1,015,000
Total Expenditures	**651,957,460**	**217,779,000**	**171,187,000**	**202,750,000**	**82,477,000**	**56,635,000**	**730,828,000**

CAPITAL IMPROVEMENT PROGRAM FUNDS | ELECTRIC UTILITY CAPITAL FUND (591)

	2025/26 Estimate	2026/27 Proposed	2027/28 Proposed	2028/29 CIP	2029/30 CIP	2030/31 CIP	Five-Year CIP Total
Transfers To							
Electric Operating Grant Trust Fund	1,000,000	0	0	0	0	0	0
Total Transfers To	**1,000,000**	**0**	**0**	**0**	**0**	**0**	**0**
Ending Fund Balance							
Encumbrance Carryover	110,995,973	110,995,973	110,995,973	110,995,973	110,995,973	110,995,973	110,995,973
Unrestricted	27,496,033	27,496,033	27,496,033	12,496,033	12,496,033	12,496,033	12,496,033
Total Ending Fund Balance	**138,492,006**	**138,492,006**	**138,492,006**	**123,492,006**	**123,492,006**	**123,492,006**	**123,492,006**
Total Use of Funds	**791,449,466**	**356,271,006**	**309,679,006**	**326,242,006**	**205,969,006**	**180,127,006**	**854,320,006**

CAPITAL IMPROVEMENT PROGRAM FUNDS | FIRE DEPARTMENT CAPITAL FUND (536)

	2025/26 Estimate	2026/27 Proposed	2027/28 Proposed	2028/29 CIP	2029/30 CIP	2030/31 CIP	Five-Year CIP Total
Beginning Fund Balance							
Encumbrance Carryover	880,481	880,481	880,481	880,481	880,481	880,481	880,481
Unrestricted	973,548	0	0	0	0	0	0
Total Beginning Fund Balance	**1,854,029**	**880,481**	**880,481**	**880,481**	**880,481**	**880,481**	**880,481**
Transfers From							
General Fund	28,345	0	0	0	0	0	0
General Fund - Capital Projects Reserve	420,348	31,000	0	0	0	0	31,000
Electric Operating Grant Trust Fund	79,372	0	0	0	0	0	0
Total Transfers From	**528,065**	**31,000**	**0**	**0**	**0**	**0**	**31,000**
Total Source of Funds	**2,382,094**	**911,481**	**880,481**	**880,481**	**880,481**	**880,481**	**911,481**
Expenditures							
4064 - City-Wide AED Replacements	448	0	0	0	0	0	0
4094 - Computer Aided Dispatch (CAD) Alerting System Upgrade	27,451	0	0	0	0	0	0
4086 - Emergency Operations Center Capital Refurbishment	40,358	0	0	0	0	0	0
4085 - Emergency Operations Center Communications System	29,336	0	0	0	0	0	0
4088 - EMS System First Responder Projects	9,695	0	0	0	0	0	0
4059 - EOC Security Upgrades	649,260	0	0	0	0	0	0
4061 - Fire Station 3 Sprinklers	66,000	31,000	0	0	0	0	31,000
4062 - Fire Station Washers and Dryers	67,932	0	0	0	0	0	0
4099 - PW Capital Projects Management	28,345	0	0	0	0	0	0
4063 - Replacement SCBA Filling Stations	2,975	0	0	0	0	0	0
4058 - Training Center Audio Visual Equipment	49,500	0	0	0	0	0	0
4070 - Training Tower Stair Repair	511,549	0	0	0	0	0	0
Total Expenditures	**1,482,849**	**31,000**	**0**	**0**	**0**	**0**	**31,000**

CAPITAL IMPROVEMENT PROGRAM FUNDS | FIRE DEPARTMENT CAPITAL FUND (536)

	2025/26 Estimate	2026/27 Proposed	2027/28 Proposed	2028/29 CIP	2029/30 CIP	2030/31 CIP	Five-Year CIP Total
Transfers To							
General Fund - Capital Projects Reserve	18,764	0	0	0	0	0	0
Total Transfers To	**18,764**	**0**	**0**	**0**	**0**	**0**	**0**
Ending Fund Balance							
Encumbrance Carryover	880,481	880,481	880,481	880,481	880,481	880,481	880,481
Unrestricted	0	0	0	0	0	0	0
Total Ending Fund Balance	**880,481**	**880,481**	**880,481**	**880,481**	**880,481**	**880,481**	**880,481**
Total Use of Funds	**2,382,094**	**911,481**	**880,481**	**880,481**	**880,481**	**880,481**	**911,481**

CAPITAL IMPROVEMENT PROGRAM FUNDS | GENERAL GOVERNMENT CAPITAL FUND (539)

	2025/26 Estimate	2026/27 Proposed	2027/28 Proposed	2028/29 CIP	2029/30 CIP	2030/31 CIP	Five-Year CIP Total
Beginning Fund Balance							
Encumbrance Carryover	2,001,887	2,001,887	2,001,887	2,001,887	2,001,887	2,001,887	2,001,887
Unrestricted	10,673,087	0	0	0	0	0	0
Total Beginning Fund Balance	**12,674,974**	**2,001,887**	**2,001,887**	**2,001,887**	**2,001,887**	**2,001,887**	**2,001,887**
Transfers From							
Building Development Services Fund	17,101	0	0	0	0	0	0
Electric Utility Fund	295,032	204,000	210,000	217,000	224,000	232,000	1,087,000
Fire Development Services Fund	3,807	0	0	0	0	0	0
Sewer Utility Fund	6,867	0	0	0	0	0	0
Solid Waste Fund	2,200	0	0	0	0	0	0
Water Utility Fund	131,592	122,000	126,000	130,000	135,000	139,000	652,000
General Fund	3,060,902	3,000,000	3,000,000	3,000,000	3,000,000	3,000,000	15,000,000
General Fund - Capital Projects Reserve	309,401	200,000	100,000	0	0	0	300,000
General Fund - Technology Fee Reserve	0	50,000	0	0	0	0	50,000
Total Transfers From	**3,826,902**	**3,576,000**	**3,436,000**	**3,347,000**	**3,359,000**	**3,371,000**	**17,089,000**
Total Source of Funds	**16,501,876**	**5,577,887**	**5,437,887**	**5,348,887**	**5,360,887**	**5,372,887**	**19,090,887**
Expenditures							
6549 - Agenda and Document Management Systems	489,735	0	0	0	0	0	0
6118 - CAD/RMS System Replacement	15,581	0	0	0	0	0	0
6003 - City Facilities Fiber Network	155,946	0	0	0	0	0	0
6566 - City Hall Data Center HVAC Remediation	350,000	0	0	0	0	0	0
6513 - Computer Replacement Program	230,631	0	0	0	0	0	0
6550 - Cyber Security Risk Mitigation	243,920	0	0	0	0	0	0
6569 - Downtown City Property Evaluation	50,000	0	0	0	0	0	0
6559 - Downtown Master Plan	13,501	0	0	0	0	0	0
6563 - El Camino Specific Plan	710,825	0	0	0	0	0	0

CAPITAL IMPROVEMENT PROGRAM FUNDS | GENERAL GOVERNMENT CAPITAL FUND (539)

	2025/26 Estimate	2026/27 Proposed	2027/28 Proposed	2028/29 CIP	2029/30 CIP	2030/31 CIP	Five-Year CIP Total
Expenditures							
6551 - End User/Desktop Transformation	95,851	0	0	0	0	0	0
6501 - FHRMS Update Project	4,271,396	0	0	0	0	0	0
6534 - GIS Enterprise System (Geospatial Information System)	414,893	326,000	336,000	347,000	359,000	371,000	1,739,000
6532 - Intranet Collaboration Suite Implementation	175,375	0	0	0	0	0	0
6568 - Measure I Bond Projects Furniture, Fixtures and Equipment	1,000,000	1,000,000	1,000,000	1,000,000	1,000,000	1,000,000	5,000,000
6598 - Measure I Bond Projects Implementation	2,000,000	2,000,000	2,000,000	2,000,000	2,000,000	2,000,000	10,000,000
6558 - Morse Mansion Maintenance & Repair	35,003	50,000	50,000	0	0	0	100,000
6555 - Office Reconfiguration	231,590	0	0	0	0	0	0
6075 - Permit Information System	81,891	50,000	0	0	0	0	50,000
6567 - Police Vehicle Mobile Data Computer Replacement	160,083	0	0	0	0	0	0
6564 - Precise Plan for Downtown	1,611	0	0	0	0	0	0
6599 - Public Works Capital Project Management	10,902	0	0	0	0	0	0
NEW - Replacement VOIP Phone System for Aging Mitel Connect	0	150,000	50,000	0	0	0	200,000
6562 - Transportation Demand Management	112,839	0	0	0	0	0	0
6179 - UPRR Agnew Siding - City Utility Protection/Relocation	1,594,926	0	0	0	0	0	0
6103 - Utility Management Information System (UMIS) Enhancements	2,043,506	0	0	0	0	0	0
Total Expenditures	**14,490,005**	**3,576,000**	**3,436,000**	**3,347,000**	**3,359,000**	**3,371,000**	**17,089,000**
Transfers To							
General Fund - Capital Projects Reserve	444	0	0	0	0	0	0
General Fund - Land Sale Reserve	9,540	0	0	0	0	0	0
Total Transfers To	**9,984**	**0**	**0**	**0**	**0**	**0**	**0**
Ending Fund Balance							
Encumbrance Carryover	2,001,887	2,001,887	2,001,887	2,001,887	2,001,887	2,001,887	2,001,887
Unrestricted	0	0	0	0	0	0	0
Total Ending Fund Balance	**2,001,887**	**2,001,887**	**2,001,887**	**2,001,887**	**2,001,887**	**2,001,887**	**2,001,887**
Total Use of Funds	**16,491,892**	**5,577,887**	**5,437,887**	**5,348,887**	**5,360,887**	**5,372,887**	**19,090,887**

CAPITAL IMPROVEMENT PROGRAM FUNDS | INFRASTRUCTURE REPLACEMENT CAPITAL FUND (501)

	2025/26 Estimate	2026/27 Proposed	2027/28 Proposed	2028/29 CIP	2029/30 CIP	2030/31 CIP	Five-Year CIP Total
Beginning Fund Balance							
Reserve for Capital Improvements	0	0	10,420,000	21,143,000	32,366,000	43,994,000	0
Total Beginning Fund Balance	**0**	**0**	**10,420,000**	**21,143,000**	**32,366,000**	**43,994,000**	**0**
Transfers From							
General Fund	0	10,420,000	10,723,000	11,223,000	11,628,000	12,073,000	56,067,000
Total Transfers From	**0**	**10,420,000**	**10,723,000**	**11,223,000**	**11,628,000**	**12,073,000**	**56,067,000**
Total Source of Funds	**0**	**10,420,000**	**21,143,000**	**32,366,000**	**43,994,000**	**56,067,000**	**56,067,000**
Ending Fund Balance							
Reserve for Capital Improvements	0	10,420,000	21,143,000	32,366,000	43,994,000	56,067,000	56,067,000
Total Ending Fund Balance	**0**	**10,420,000**	**21,143,000**	**32,366,000**	**43,994,000**	**56,067,000**	**56,067,000**
Total Use of Funds	**0**	**10,420,000**	**21,143,000**	**32,366,000**	**43,994,000**	**56,067,000**	**56,067,000**

CAPITAL IMPROVEMENT PROGRAM FUNDS | LIBRARY DEPARTMENT CAPITAL FUND (537)

	2025/26 Estimate	2026/27 Proposed	2027/28 Proposed	2028/29 CIP	2029/30 CIP	2030/31 CIP	Five-Year CIP Total
Beginning Fund Balance							
Unrestricted	653,160	0	0	0	0	0	0
Total Beginning Fund Balance	**653,160**	**0**	**0**	**0**	**0**	**0**	**0**
Transfers From							
General Fund	21,804	0	0	0	0	0	0
General Fund - Capital Projects Reserve	0	0	0	1,620,000	522,000	0	2,142,000
Total Transfers From	**21,804**	**0**	**0**	**1,620,000**	**522,000**	**0**	**2,142,000**
Total Source of Funds	**674,964**	**0**	**0**	**1,620,000**	**522,000**	**0**	**2,142,000**
Expenditures							
5055 - Central Park Library Concrete Sidewalk Replacement	115,652	0	0	0	0	0	0
5057 - Central Park Library Radio Coverage	172,813	0	0	0	0	0	0
5056 - Northside Branch Library Automated Materials Handling	332,400	0	0	0	0	0	0
5053 - Photovoltaic System Installation at the Northside Branch	830	0	0	0	0	0	0
5049 - Public Spaces	28,626	0	0	0	0	0	0
5099 - PW Capital Projects Management	21,804	0	0	0	0	0	0
5044 - Remodel of Mission Branch Library	2,839	0	0	0	0	0	0
NEW - Central Park Library Carpet Replacement	0	0	0	1,098,000	0	0	1,098,000
NEW - Central Park Library Repaint Interior	0	0	0	522,000	522,000	0	1,044,000
Total Expenditures	**674,964**	**0**	**0**	**1,620,000**	**522,000**	**0**	**2,142,000**
Ending Fund Balance							
Unrestricted	0	0	0	0	0	0	0
Total Ending Fund Balance	**0**	**0**	**0**	**0**	**0**	**0**	**0**
Total Use of Funds	**674,964**	**0**	**0**	**1,620,000**	**522,000**	**0**	**2,142,000**

CAPITAL IMPROVEMENT PROGRAM FUNDS | MEASURE I GENERAL OBLIGATION (GO) BOND PROJECTS FUND (613)

	2025/26 Estimate	2026/27 Proposed	2027/28 Proposed	2028/29 CIP	2029/30 CIP	2030/31 CIP	Five-Year CIP Total
Beginning Fund Balance							
Unrestricted	0	63,214,425	0	0	0	0	63,214,425
Total Beginning Fund Balance	**0**	**63,214,425**	**0**	**0**	**0**	**0**	**63,214,425**
Transfers From							
Measure I General Obligation (GO) Bond Debt Service Fund	96,634,500	0	0	0	0	0	0
Total Transfers From	**96,634,500**	**0**	**0**	**0**	**0**	**0**	**0**
Total Source of Funds	**96,634,500**	**63,214,425**	**0**	**0**	**0**	**0**	**63,214,425**
Expenditures							
6240 - Street Resurfacing and Rehabilitation	812,800	15,187,200	0	0	0	0	15,187,200
6241 - ADA Improvements	0	5,000,000	0	0	0	0	5,000,000
6242 - Creek Trail Rehabilitation	244,275	2,255,725	0	0	0	0	2,255,725
6243 - Bicycle Wayfinding	0	300,000	0	0	0	0	300,000
6249 - Streets and Transportation - Contingency/Escalation/Administration	0	3,570,000	0	0	0	0	3,570,000
6280 - Fire Station 5 Replacement	2,000,000	2,000,000	0	0	0	0	2,000,000
6281 - Fire Training Tower Renovation	0	783,000	0	0	0	0	783,000
6282 - Fire Station Security Upgrade	0	1,900,000	0	0	0	0	1,900,000
6283 - Fire Station 7 Replacement	500,000	3,500,000	0	0	0	0	3,500,000
6289 - Fire Stations and Emergency Response -	0	1,602,450	0	0	0	0	1,602,450
6270 - Real Time Intelligence Center (RTIC) Feasibility	0	150,000	0	0	0	0	150,000
6271 - Police Training Facility Feasibility & Assessment	0	250,000	0	0	0	0	250,000
6272 - Police Department Drone First Responder Infrastructure	0	50,000	0	0	0	0	50,000
6273 - Emergency Operations Center Infrastructure	250,000	0	0	0	0	0	0
6279 - Police Facilities - Contingency/Escalation/Administration	0	105,000	0	0	0	0	105,000
6250 - Community ISC Aquatic Facility Renovation/Replacement (Phase 1)	22,200,000	0	0	0	0	0	0
6251 - Community ISC Aquatic Facility Renovation/Replacement (Phase 2)	0	2,000,000	0	0	0	0	2,000,000

CAPITAL IMPROVEMENT PROGRAM FUNDS | MEASURE I GENERAL OBLIGATION (GO) BOND PROJECTS FUND (613)

	2025/26 Estimate	2026/27 Proposed	2027/28 Proposed	2028/29 CIP	2029/30 CIP	2030/31 CIP	Five-Year CIP Total
Expenditures							
6252 - Warburton Park Playground Renovations	0	3,000,000	0	0	0	0	3,000,000
6253 - Henry Schmidt Playground Renovations	4,325,000	0	0	0	0	0	0
6254 - Central Library Restrooms Remodeling & Access Control	0	250,000	0	0	0	0	250,000
6255 - Central Library Lighting Control System Replacement	0	250,000	0	0	0	0	250,000
6256 - Central Library Entry Auto Door System Replacement	0	200,000	0	0	0	0	200,000
6257 - Central, Mission, and North side Libraries Renovation Designs	0	1,200,000	0	0	0	0	1,200,000
6259 - Parks, Library, Senior Center, and Aquatics Facilities -	2,220,000	2,793,750	0	0	0	0	2,793,750
6220 - Storm Drain System Improvements	0	5,000,000	0	0	0	0	5,000,000
6221 - Green Storm Drain Infrastructure Design & Construction	560,000	6,085,000	0	0	0	0	6,085,000
6222 - Bowers Ave Underpass SDPS Rehabilitation	308,000	1,722,000	0	0	0	0	1,722,000
6223 - SDPS Motor and Control Replacement	0	347,000	0	0	0	0	347,000
6224 - Storm Drain Pump Station Outfall Reconstruction Program	0	250,000	0	0	0	0	250,000
6225 - Storm Drain Renovations	0	150,000	0	0	0	0	150,000
6229 - Storm Drain System Improvements - Contingency/Escalation/Administration	0	2,163,300	0	0	0	0	2,163,300
6211 - Triton Museum Renovation	0	1,000,000	0	0	0	0	1,000,000
6219 - Historic Buildings and Beautification - Contingency/Escalation/Administration	0	150,000	0	0	0	0	150,000
Total Expenditures	**33,420,075**	**63,214,425**	**0**	**0**	**0**	**0**	**63,214,425**
Ending Fund Balance							
Unrestricted	0	0	0	0	0	0	0
Total Ending Fund Balance	**0**	**0**	**0**	**0**	**0**	**0**	**0**
Total Use of Funds	**33,420,075**	**63,214,425**	**0**	**0**	**0**	**0**	**63,214,425**

CAPITAL IMPROVEMENT PROGRAM FUNDS | PARKS AND RECREATION CAPITAL FUND (532)

	2025/26 Estimate	2026/27 Proposed	2027/28 Proposed	2028/29 CIP	2029/30 CIP	2030/31 CIP	Five-Year CIP Total
Beginning Fund Balance							
Encumbrance Carryover	2,201,864	2,201,864	2,201,864	2,201,864	2,201,864	2,201,864	2,201,864
Unallocated Mitigation Fee Act Fees	39,493,533	28,636,751	25,954,751	25,716,606	18,380,156	18,380,156	28,636,751
Unallocated Quimby Act Fees	9,759,791	5,016,881	3,891,881	3,891,881	3,891,881	3,891,881	5,016,881
Unallocated Developer Contributions	1,078,087	144,725	144,725	144,725	144,725	144,725	144,725
Unallocated Recreation Area Lot Fees	140,316	140,317	140,317	140,317	140,317	140,317	140,317
Unrestricted	12,582,934	0	0	0	0	0	0
Total Beginning Fund Balance	**65,256,525**	**36,140,538**	**32,333,538**	**32,095,393**	**24,758,943**	**24,758,943**	**36,140,538**
Revenue							
Other Agencies Revenue	256,622	0	0	0	0	0	0
Mitigation Fee Act Revenue	21,901,704	0	0	0	0	0	0
Quimby Act Fees	864,492	0	0	0	0	0	0
Developer Contributions	500,000	0	0	4,500,000	0	0	4,500,000
Total Revenue	**23,522,818**	**0**	**0**	**4,500,000**	**0**	**0**	**4,500,000**
Transfers From							
Electric Operating Grant Trust Fund	335,000	0	0	0	0	0	0
General Fund	711,089	0	0	0	0	0	0
General Fund - Capital Projects Reserve	479,400	489,000	504,000	0	0	0	993,000
PW CIP Management Fund	83,794	0	0	0	0	0	0
Streets and Highways Capital Fund	2,025,000	0	0	0	0	0	0
Total Transfers From	**3,634,283**	**489,000**	**504,000**	**0**	**0**	**0**	**993,000**
Total Source of Funds	**92,413,626**	**36,629,538**	**32,837,538**	**36,595,393**	**24,758,943**	**24,758,943**	**41,633,538**
Expenditures							
3187 - Bowers Park Roof/Building Replacement	1,466,934	0	0	0	0	0	0
3133 - Central Park Access & Parking Improvements	6,620,498	0	0	0	0	0	0

CAPITAL IMPROVEMENT PROGRAM FUNDS | PARKS AND RECREATION CAPITAL FUND (532)

	2025/26 Estimate	2026/27 Proposed	2027/28 Proposed	2028/29 CIP	2029/30 CIP	2030/31 CIP	Five-Year CIP Total
Expenditures							
3125 - City of Santa Clara Public Art Master Plan	120,000	0	0	0	0	0	0
3123 - Community ISC Aquatic Facility	5,604,536	0	0	0	0	0	0
3132 - Community Park North - Phase I	500,000	0	0	4,500,000	0	0	4,500,000
3131 - Earl Carmichael Park Playground Rehabilitation	507,705	0	65,700	5,600,450	0	0	5,666,150
3134 - Electronic Access for Meeting Rooms	364,902	0	0	0	0	0	0
3102 - Facility Condition Assessment	400,000	0	0	0	0	0	0
3194 - FF&E Developer Delivered Parkland	30,894	0	0	0	0	0	0
3195 - Henry Schmidt Park Playground Rehabilitation	3,427,415	0	0	0	0	0	0
3196 - ISC Renovation/Replacement-Ph1 (Non-Bond Funded)	872,479						0
3104 - Lawn Bowls Improvements	1,000,000	0	0	0	0	0	0
3190 - Mary Gomez Park Playground Rehabilitation	414,000	0	55,745	1,736,000	0	0	1,791,745
3130 - Maywood Park Playground Rehabilitation	2,595,115	2,682,000	116,700	0	0	0	2,798,700
3128 - MFA Developer Reimbursement	210,572	0	0	0	0	0	0
3181 - Park Impact Fees (Quimby, MFA, Developer) Monitoring	1,080,843	0	0	0	0	0	0
3001 - Park Improvements and Repairs	957,374	489,000	504,000	0	0	0	993,000
3127 Parkland Acquistion	17,188,465	0	0	0	0	0	0
3197 - Parks Service Center Improvements	936,209	0	0	0	0	0	0
3199 - PW Capital Projects Management	1,265,264	0	0	0	0	0	0
3103 - Senior Center Natatorium HVAC System Replacement Ph I	172,500	0	0	0	0	0	0
3137 - Warburton Park Playground Rehabilitation	1,124,451	1,125,000	0	0	0	0	1,125,000
3177 - Youth Soccer Fields & Athletic Facilities- Reed & Grant Street	1,148,611	0	0	0	0	0	0
3124 - Youth Soccer Park Improvements	126,390	0	0	0	0	0	0
Total Expenditures	**48,135,157**	**4,296,000**	**742,145**	**11,836,450**	**0**	**0**	**16,874,595**

CAPITAL IMPROVEMENT PROGRAM FUNDS | PARKS AND RECREATION CAPITAL FUND (532)

	2025/26 Estimate	2026/27 Proposed	2027/28 Proposed	2028/29 CIP	2029/30 CIP	2030/31 CIP	Five-Year CIP Total
Transfers To							
General Fund - Capital Projects Reserve	8,137,931	0	0	0	0	0	0
Total Transfers To	**8,137,931**	**0**	**0**	**0**	**0**	**0**	**0**
Ending Fund Balance							
Encumbrance Carryover	2,201,864	2,201,864	2,201,864	2,201,864	2,201,864	2,201,864	2,201,864
Unallocated Mitigation Fee Act Fees	28,636,751	25,954,751	25,716,606	18,380,156	18,380,156	18,380,156	18,380,156
Unallocated Quimby Act Fees	5,016,881	3,891,881	3,891,881	3,891,881	3,891,881	3,891,881	3,891,881
Unallocated Developer Contributions	144,725	144,725	144,725	144,725	144,725	144,725	144,725
Unallocated Recreation Area Lot Fees	140,317	140,317	140,317	140,317	140,317	140,317	140,317
Unrestricted	0	0	0	0	0	0	0
Total Ending Fund Balance	**36,140,538**	**32,333,538**	**32,095,393**	**24,758,943**	**24,758,943**	**24,758,943**	**24,758,943**
Total Use of Funds	**92,413,626**	**36,629,538**	**32,837,538**	**36,595,393**	**24,758,943**	**24,758,943**	**41,633,538**

CAPITAL IMPROVEMENT PROGRAM FUNDS | PUBLIC BUILDINGS CAPITAL FUND (538)

	2025/26 Estimate	2026/27 Proposed	2027/28 Proposed	2028/29 CIP	2029/30 CIP	2030/31 CIP	Five-Year CIP Total
Beginning Fund Balance							
Encumbrance Carryover	3,156,315	3,156,315	3,156,315	3,156,315	3,156,315	3,156,315	3,156,315
Unrestricted	5,820,865	0	0	0	0	0	0
Total Beginning Fund Balance	**8,977,180**	**3,156,315**	**3,156,315**	**3,156,315**	**3,156,315**	**3,156,315**	**3,156,315**
Revenue							
Other Agencies Revenue	110,027	0	0	0	0	0	0
Total Revenue	**110,027**	**0**	**0**	**0**	**0**	**0**	**0**
Transfers From							
General Fund	21,162,511	120,000	284,000	0	0	0	404,000
General Fund - Capital Projects Reserve	360,000	983,200	2,735,500	1,037,000	0	0	4,755,700
Building Development Services Fund	0	1,000	8,000	7,000	0	0	16,000
Electric Utility Capital Fund	0	56,050	272,000	238,000	0	0	566,050
Sewer Utility Fund	0	14,525	56,000	49,000	0	0	119,525
Solid Waste Fund	0	9,875	16,000	14,000	0	0	39,875
Water Utility Capital Fund	0	32,850	120,000	105,000	0	0	257,850
Total Transfers From	**21,522,511**	**1,217,500**	**3,491,500**	**1,450,000**	**0**	**0**	**6,159,000**
Total Source of Funds	**30,609,718**	**4,373,815**	**6,647,815**	**4,606,315**	**3,156,315**	**3,156,315**	**9,315,315**
Expenditures							
6153 - ADA Self Evaluation and Transition Plan Update	10,279	50,000	0	0	0	0	50,000
6184 ADA Transition Plan Implementation (Public Buildings)	0	260,000	804,000	750,000	0	0	1,814,000
6177 - Berman Building Gate and Electrical Panel Upgrades Project	133,370	0	0	0	0	0	0
6189 - City Buildings - Upgrade Lighting to LED Project	249,299	0	0	0	0	0	0
6190 - City Hall Gutter and Waterproofing Repair Project	440,605	0	0	0	0	0	0
6174 - Civic Center Campus Future Needs	20,350,000	0	0	0	0	0	0
6144 - Civic Center Campus Renovation (Multi-Department)	139,127	0	0	0	0	0	0

CAPITAL IMPROVEMENT PROGRAM FUNDS | PUBLIC BUILDINGS CAPITAL FUND (538)

	2025/26 Estimate	2026/27 Proposed	2027/28 Proposed	2028/29 CIP	2029/30 CIP	2030/31 CIP	Five-Year CIP Total
Expenditures							
6175 Commerce/ Peddler's Plaza Maintenance	889,921	0	0	0	0	0	0
6191 - Electric Vehicle Charging (Fleet)	200,000	115,000	851,000	700,000	0	0	1,666,000
6137 - Hazardous Material Management for Soil and Groundwater on City Properties	131,995	0	0	0	0	0	0
6192 - Police Department Facility Renovation	275,000	22,000	99,000	0	0	0	121,000
6176 - Public and Workspace Improvement Planning	728,745	0	0	0	0	0	0
6123 - Public Building Parking Lot Improvements	1,583,319	220,500	1,402,500	0	0	0	1,623,000
6199 - PW Capital Projects Management Costs	187,511	0	0	0	0	0	0
6139 - Repair to Historic Buildings	268,333	125,000	125,000	0	0	0	250,000
6138 - Repairs-Modifications to City Buildings	482,420	175,000	175,000	0	0	0	350,000
6158 - Stationary Standby Generators	1,338,443	0	0	0	0	0	0
6140 - Triton Museum Repair and Modifications	45,036	75,000	35,000	0	0	0	110,000
New - Fleet Shop Retrofit	0	175,000	0	0	0	0	175,000
Total Expenditures	**27,453,403**	**1,217,500**	**3,491,500**	**1,450,000**	**0**	**0**	**6,159,000**
Ending Fund Balance							
Encumbrance Carryover	3,156,315	3,156,315	3,156,315	3,156,315	3,156,315	3,156,315	3,156,315
Unrestricted	0	0	0	0	0	0	0
Total Ending Fund Balance	**3,156,315**	**3,156,315**	**3,156,315**	**3,156,315**	**3,156,315**	**3,156,315**	**3,156,315**
Total Use of Funds	**30,609,718**	**4,373,815**	**6,647,815**	**4,606,315**	**3,156,315**	**3,156,315**	**9,315,315**

CAPITAL IMPROVEMENT PROGRAM FUNDS | RECYCLED WATER CAPITAL FUND (597)

	2025/26 Estimate	2026/27 Proposed	2027/28 Proposed	2028/29 CIP	2029/30 CIP	2030/31 CIP	Five-Year CIP Total
Beginning Fund Balance							
Unrestricted	429,891	429,891	429,891	429,891	429,891	429,891	429,891
Total Beginning Fund Balance	**429,891**	**429,891**	**429,891**	**429,891**	**429,891**	**429,891**	**429,891**
Transfers From							
Water Recycling Fund	50,000	50,000	50,000	50,000	50,000	50,000	250,000
Total Transfers From	**50,000**	**50,000**	**50,000**	**50,000**	**50,000**	**50,000**	**250,000**
Total Source of Funds	**479,891**	**479,891**	**479,891**	**479,891**	**479,891**	**479,891**	**679,891**
Expenditures							
7505 - Recycled Water System Mains and Services	50,000	50,000	50,000	50,000	50,000	50,000	250,000
Total Expenditures	**50,000**	**50,000**	**50,000**	**50,000**	**50,000**	**50,000**	**250,000**
Ending Fund Balance							
Unrestricted	429,891	429,891	429,891	429,891	429,891	429,891	429,891
Total Ending Fund Balance	**429,891**	**429,891**	**429,891**	**429,891**	**429,891**	**429,891**	**429,891**
Total Use of Funds	**479,891**	**479,891**	**479,891**	**479,891**	**479,891**	**479,891**	**679,891**

CAPITAL IMPROVEMENT PROGRAM FUNDS | RELATED SANTA CLARA DEVELOPER FUND (540)

	2025/26 Estimate	2026/27 Proposed	2027/28 Proposed	2028/29 CIP	2029/30 CIP	2030/31 CIP	Five-Year CIP Total
Beginning Fund Balance							
Encumbrance Carryover	263,001	263,001	263,001	263,001	263,001	263,001	263,001
Unrestricted	(209,630)	0	0	0	0	0	0
Total Beginning Fund Balance	**53,371**	**263,001**	**263,001**	**263,001**	**263,001**	**263,001**	**263,001**
Revenue							
Other Revenue	1,013,036	744,929	748,877	753,827	756,168	758,870	3,762,671
Total Revenue	**1,013,036**	**744,929**	**748,877**	**753,827**	**756,168**	**758,870**	**3,762,671**
Total Source of Funds	**1,066,407**	**1,007,930**	**1,011,878**	**1,016,828**	**1,019,169**	**1,021,871**	**4,025,672**
Expenditures							
4511 - Related General Admin Project	153,406	94,929	98,877	103,827	106,168	108,870	512,671
4513 - Other Development Project Services	650,000	650,000	650,000	650,000	650,000	650,000	3,250,000
Total Expenditures	**803,406**	**744,929**	**748,877**	**753,827**	**756,168**	**758,870**	**3,762,671**
Ending Fund Balance							
Encumbrance Carryover	263,001	263,001	263,001	263,001	263,001	263,001	263,001
Unrestricted	0	0	0	0	0	0	0
Total Ending Fund Balance	**263,001**	**263,001**	**263,001**	**263,001**	**263,001**	**263,001**	**263,001**
Total Use of Funds	**1,066,407**	**1,007,930**	**1,011,878**	**1,016,828**	**1,019,169**	**1,021,871**	**4,025,672**

CAPITAL IMPROVEMENT PROGRAM FUNDS | SEWER UTILITY CAPITAL FUND (594)

	2025/26 Estimate	2026/27 Proposed	2027/28 Proposed	2028/29 CIP	2029/30 CIP	2030/31 CIP	Five-Year CIP Total
Beginning Fund Balance							
Encumbrance Carryover	2,724,510	2,724,510	2,724,510	2,724,510	2,724,510	2,724,510	2,724,510
Restricted - Sewer Conveyance Fee	57,820,694	8,740,943	4,267,632	2,200,145	983,160	1,311,495	8,740,943
Unrestricted	13,962,901	12,664,226	5,602,439	5,602,439	5,602,439	5,602,439	12,664,226
Total Beginning Fund Balance	**74,508,105**	**24,129,679**	**12,594,581**	**10,527,094**	**9,310,109**	**9,638,444**	**24,129,679**
Revenue							
Other Fees for Services	3,000,000	300,000	350,000	400,000	1,778,550	3,565,664	6,394,214
Total Revenue	**3,000,000**	**300,000**	**350,000**	**400,000**	**1,778,550**	**3,565,664**	**6,394,214**
Transfers From							
PW CIP Management Fund	38,566	0	0	0	0	0	0
Sewer Utility Fund	15,216,632	3,695,281	27,135,943	9,272,104	20,149,146	14,196,349	74,448,823
Sewer Utility Debt Service Fund	0	15,500,000	0	12,500,000	0	30,000,000	58,000,000
Total Transfers From	**15,255,198**	**19,195,281**	**27,135,943**	**21,772,104**	**20,149,146**	**44,196,349**	**132,448,823**
Total Source of Funds	**92,763,303**	**43,624,960**	**40,080,524**	**32,699,198**	**31,237,805**	**57,400,457**	**162,972,716**
Expenditures							
1979 - PW Capital Projects Management - Sewer Utility	359,760	0	0	0	0	0	0
1921 - Public Works Paving Project Support	500,000	300,000	300,000	300,000	300,000	300,000	1,500,000
1909 - Sanitary Sewer Capacity Improvements	49,079,751	4,665,151	2,305,000	1,500,000	1,328,550	4,750,627	14,549,328
1919 - Sanitary Sewer Hydraulic Modeling As Needed Support	92,957	395,281	397,471	199,653	100,000	100,000	1,192,405
1920 - Sanitary Sewer Master Plan Update	0	108,160	112,487	116,985	121,665	126,532	585,829
1911 - Sanitary Sewer System Condition Assessment	1,500,000	1,000,000	1,000,000	1,000,000	1,000,000	1,000,000	5,000,000
1912 - Sanitary Sewer System Improvements	6,065,974	2,000,000	2,000,000	2,000,000	2,000,000	2,000,000	10,000,000
1908 - S.J.-S.C. Regional Wastewater Facility	8,194,682	21,861,787	23,438,472	18,272,451	16,749,146	43,796,349	124,118,205
1916 - Walsh Avenue @ San Tomas Aquino Creek Sanitary Sewer Siphon	750,000	0	0	0	0	0	0
Total Expenditures	**66,543,124**	**30,330,379**	**29,553,430**	**23,389,089**	**21,599,361**	**52,073,508**	**156,945,767**

CAPITAL IMPROVEMENT PROGRAM FUNDS | SEWER UTILITY CAPITAL FUND (594)

	2025/26 Estimate	2026/27 Proposed	2027/28 Proposed	2028/29 CIP	2029/30 CIP	2030/31 CIP	Five-Year CIP Total
Transfers To							
Water Utility Capital Fund	2,090,500	700,000	0	0	0	0	700,000
Total Transfers To	**2,090,500**	**700,000**	**0**	**0**	**0**	**0**	**700,000**
Ending Fund Balance							
Encumbrance Carryover	2,724,510	2,724,510	2,724,510	2,724,510	2,724,510	2,724,510	2,724,510
Restricted - Sewer Conveyance Fee	8,740,943	4,267,632	2,200,145	983,160	1,311,495	0	0
Unrestricted	12,664,226	5,602,439	5,602,439	5,602,439	5,602,439	2,602,439	2,602,439
Total Ending Fund Balance	**24,129,679**	**12,594,581**	**10,527,094**	**9,310,109**	**9,638,444**	**5,326,949**	**5,326,949**
Total Use of Funds	**92,763,303**	**43,624,960**	**40,080,524**	**32,699,198**	**31,237,805**	**57,400,457**	**162,972,716**

CAPITAL IMPROVEMENT PROGRAM FUNDS | SOLID WASTE CAPITAL FUND (596)

	2025/26 Estimate	2026/27 Proposed	2027/28 Proposed	2028/29 CIP	2029/30 CIP	2030/31 CIP	Five-Year CIP Total
Beginning Fund Balance							
Encumbrance Carryover	106,477	106,477	106,477	106,477	106,477	106,477	106,477
Landfill Post Closure Reserve	600,000	600,000	600,000	600,000	600,000	600,000	600,000
Landfill Corrective Action Costs	550,024	550,024	550,024	550,024	550,024	550,024	550,024
Unrestricted	134,033	14,157	3,657	0	0	0	14,157
Total Beginning Fund Balance	**1,390,534**	**1,270,658**	**1,260,158**	**1,256,501**	**1,256,501**	**1,256,501**	**1,270,658**
Revenue							
Rents	11,000	0	0	0	0	0	0
Developer Contributions	162,000	247,500	248,000	248,500	249,000	249,500	1,242,500
Total Revenue	**173,000**	**247,500**	**248,000**	**248,500**	**249,000**	**249,500**	**1,242,500**
Transfers From							
Solid Waste Fund	554,000	976,160	2,808,343	635,500	661,520	688,336	5,769,859
Total Transfers From	**554,000**	**976,160**	**2,808,343**	**635,500**	**661,520**	**688,336**	**5,769,859**
Total Source of Funds	**2,117,534**	**2,494,318**	**4,316,501**	**2,140,501**	**2,167,021**	**2,194,337**	**8,283,017**
Expenditures							
6109 - Sanitary Landfill Development - Post Closure	846,876	834,160	860,000	884,000	910,520	937,836	4,426,516
NEW - Emergency Backup and Collection System Enhancements for Closed Landfill	0	400,000	2,200,000	0	0	0	2,600,000
Total Expenditures	**846,876**	**1,234,160**	**3,060,000**	**884,000**	**910,520**	**937,836**	**7,026,516**

CAPITAL IMPROVEMENT PROGRAM FUNDS | SOLID WASTE CAPITAL FUND (596)

	2025/26 Estimate	2026/27 Proposed	2027/28 Proposed	2028/29 CIP	2029/30 CIP	2030/31 CIP	Five-Year CIP Total
Ending Fund Balance							
Encumbrance Carryover	106,477	106,477	106,477	106,477	106,477	106,477	106,477
Landfill Post Closure Reserve	600,000	600,000	600,000	600,000	600,000	600,000	600,000
Landfill Corrective Action Costs	550,024	550,024	550,024	550,024	550,024	550,024	550,024
Unrestricted	14,157	3,657	0	0	0	0	0
Total Ending Fund Balance	**1,270,658**	**1,260,158**	**1,256,501**	**1,256,501**	**1,256,501**	**1,256,501**	**1,256,501**
Total Use of Funds	**2,117,534**	**2,494,318**	**4,316,501**	**2,140,501**	**2,167,021**	**2,194,337**	**8,283,017**

CAPITAL IMPROVEMENT PROGRAM FUNDS | STORM DRAIN CAPITAL FUND (535)

	2025/26 Estimate	2026/27 Proposed	2027/28 Proposed	2028/29 CIP	2029/30 CIP	2030/31 CIP	Five-Year CIP Total
Beginning Fund Balance							
Encumbrance Carryover	1,699,192	1,699,192	1,699,192	1,699,192	1,699,192	1,699,192	1,699,192
Unrestricted	4,165,598	168,199	168,199	168,199	168,199	168,199	168,199
Total Beginning Fund Balance	**5,864,790**	**1,867,391**	**1,867,391**	**1,867,391**	**1,867,391**	**1,867,391**	**1,867,391**
Revenue							
Charges for Services	1,454,000	1,454,000	1,454,000	1,454,000	1,454,000	1,454,000	7,270,000
Other Agencies Revenue	3,154,000	0	0	0	0	0	0
Total Revenue	**4,608,000**	**1,454,000**	**1,454,000**	**1,454,000**	**1,454,000**	**1,454,000**	**7,270,000**
Transfers From							
General Fund	179,607	99,000	16,000	0	0	0	115,000
General Fund - Capital Projects Reserve	480,750	3,700,000	400,000	150,000	150,000	150,000	4,550,000
Total Transfers From	**660,357**	**3,799,000**	**416,000**	**150,000**	**150,000**	**150,000**	**4,665,000**
Total Source of Funds	**11,133,147**	**7,120,391**	**3,737,391**	**3,471,391**	**3,471,391**	**3,471,391**	**13,802,391**
Expenditures							
1845 - Anna Drive Neighborhood Flood Protection	2,911,787	63,000	0	0	0	0	63,000
1846 - Bowers Park Parking Lot Rehabilitation	215,478	36,000	0	0	0	0	36,000
NEW - Fairway Glen Storm Drain Pump Station Rehabilitation		350,000	0	0	0	0	350,000
1847 - Green Stormwater Infrastructure Design & Construction	747,500	0	0	0	0	0	0
1840 - Kiely Blvd.-Saratoga Creek Storm Drain Outfall Relocation	125,500	200,000	16,000	0	0	0	216,000
1843 - Lafayette St. Underpass at Subway Pump Station	83,787	0	0	0	0	0	0
1841 - Laurelwood Pump Station Rehabilitation	441,294	0	0	0	0	0	0
NEW - Lickmill Storm Drain Pump Station Rehabilitation		350,000	0	0	0	0	350,000
1899 - PW Capital Projects Management	179,607	0	0	0	0	0	0
1838 - SDPS Motor and Control Maintenance, Repair, and Replacement	994,092	0	0	0	0	0	0
NEW - Storm Drain Master Plan Update	0	700,000	0	0	0	0	700,000

CAPITAL IMPROVEMENT PROGRAM FUNDS | STORM DRAIN CAPITAL FUND (535)

	2025/26 Estimate	2026/27 Proposed	2027/28 Proposed	2028/29 CIP	2029/30 CIP	2030/31 CIP	Five-Year CIP Total
Expenditures							
1811 - Storm Drain Pump Station Facility Maintenance & Repair	70,456	0	0	0	0	0	0
1835 - Storm Drain Pump Station Outfall Reconstruction Program	287,703	0	250,000	0	0	0	250,000
1849 - Storm Drain Pump Station RTU Upgrade	690,000	1,800,000	0	0	0	0	1,800,000
1831 - Storm Drain Renovations	616,577	150,000	150,000	150,000	150,000	150,000	750,000
1844 - Storm Drain Slide Gate Rehabilitation	0	0	0	0	0	0	0
1834 - Storm Drain System Improvements	202,630	0	0	0	0	0	0
1837 - Storm Water Retention Basin Remediation	10,877	0	0	0	0	0	0
NEW - Tri-Level Underpass Storm Drain Pump Station Rehabilitation	0	150,000	0	0	0	0	150,000
1839 - Urban Runoff Pollution Prevention Program	234,568	0	0	0	0	0	0
Total Expenditures	**7,811,856**	**3,799,000**	**416,000**	**150,000**	**150,000**	**150,000**	**4,665,000**
Transfers To							
General Fund	1,454,000	1,454,000	1,454,000	1,454,000	1,454,000	1,454,000	7,270,000
Total Transfers To	**1,454,000**	**1,454,000**	**1,454,000**	**1,454,000**	**1,454,000**	**1,454,000**	**7,270,000**
Ending Fund Balance							
Encumbrance Carryover	1,699,192	1,699,192	1,699,192	1,699,192	1,699,192	1,699,192	1,699,192
Unrestricted	168,199	168,199	168,199	168,199	168,199	168,199	168,199
Total Ending Fund Balance	**1,867,391**	**1,867,391**	**1,867,391**	**1,867,391**	**1,867,391**	**1,867,391**	**1,867,391**
Total Use of Funds	**11,133,247**	**7,120,391**	**3,737,391**	**3,471,391**	**3,471,391**	**3,471,391**	**13,802,391**

CAPITAL IMPROVEMENT PROGRAM FUNDS | STREET LIGHTING CAPITAL FUND (534)

	2025/26 Estimate	2026/27 Proposed	2027/28 Proposed	2028/29 CIP	2029/30 CIP	2030/31 CIP	Five-Year CIP Total
Beginning Fund Balance							
Encumbrance Carryover	4,552,505	4,552,505	4,552,505	4,552,505	4,552,505	4,552,505	4,552,505
Unrestricted	8,664,738	343,834	343,834	343,834	343,834	343,834	343,834
Total Beginning Fund Balance	**13,217,243**	**4,896,339**	**4,896,339**	**4,896,339**	**4,896,339**	**4,896,339**	**4,896,339**
Transfers From							
Electric Utility Fund	125,000	7,647,000	228,000	229,000	230,000	231,000	8,565,000
Total Transfers From	**125,000**	**7,647,000**	**228,000**	**229,000**	**230,000**	**231,000**	**8,565,000**
Total Source of Funds	**13,342,243**	**12,543,339**	**5,124,339**	**5,125,339**	**5,126,339**	**5,127,339**	**13,461,339**
Expenditures							
2875 - Great America Street Light Replacement	7,120,238	0	0	0	0	0	0
2874 - LED Street Lighting Retrofit	1,004,946	7,420,000	0	0	0	0	7,420,000
2871 - Miscellaneous Street Lighting	320,720	227,000	228,000	229,000	230,000	231,000	1,145,000
Total Expenditures	**8,445,904**	**7,647,000**	**228,000**	**229,000**	**230,000**	**231,000**	**8,565,000**
Ending Fund Balance							
Encumbrance Carryover	4,552,505	4,552,505	4,552,505	4,552,505	4,552,505	4,552,505	4,552,505
Unrestricted	343,834	343,834	343,834	343,834	343,834	343,834	343,834
Total Ending Fund Balance	**4,896,339**	**4,896,339**	**4,896,339**	**4,896,339**	**4,896,339**	**4,896,339**	**4,896,339**
Total Use of Funds	**13,342,243**	**12,543,339**	**5,124,339**	**5,125,339**	**5,126,339**	**5,127,339**	**13,461,339**

CAPITAL IMPROVEMENT PROGRAM FUNDS | STREETS AND HIGHWAYS CAPITAL FUND (533)

	2025/26 Estimate	2026/27 Proposed	2027/28 Proposed	2028/29 CIP	2029/30 CIP	2030/31 CIP	Five-Year CIP Total
Beginning Fund Balance							
Encumbrance Carryover	15,852,092	15,852,092	15,852,092	15,852,092	15,852,092	15,852,092	15,852,092
Unrestricted	42,834,690	5,177,381	5,177,381	5,177,381	5,177,381	5,177,381	5,177,381
Total Beginning Fund Balance	**58,686,782**	**21,029,473**	**21,029,473**	**21,029,473**	**21,029,473**	**21,029,473**	**21,029,473**
Revenue							
Other Agencies Revenue	33,217,068	5,504,238	4,741,378	3,411,378	3,411,378	3,411,378	20,479,750
Other Revenue	1,650,000	1,000,000	750,000	750,000	750,000	750,000	4,000,000
Total Revenue	**34,867,068**	**6,504,238**	**5,491,378**	**4,161,378**	**4,161,378**	**4,161,378**	**24,479,750**
Transfers From							
Bridge Maintenance District #2 Fund	0	420,000	0	0	0	0	420,000
Electric Utility Capital Fund	0	1,328,704	0	0	0	0	1,328,704
Electric Operating Grant Trust Fund	789,936	0	0	0	0	0	0
Gas Tax Fund	2,975,000	3,615,250	4,530,763	3,296,551	3,312,156	3,327,806	18,082,526
General Fund	2,627,769	695,424	622,100	0	0	0	1,317,524
General Fund - Capital Projects Reserve	1,051,882	2,030,438	0	500,000	525,000	0	3,055,438
Road Maintenance and Rehabilitation (SB1) Fund	2,900,000	4,522,153	2,900,000	2,900,000	2,900,000	2,900,000	16,122,153
Sewer Utility Fund	34,000	0	0	0	0	0	0
Sewer Utility Capital Fund	500,000	0	0	0	0	0	0
Traffic Mitigation Fund	0	1,751,500	762,300	2,373,500	434,433	845,433	6,167,166
Water Utility Capital Fund	135,900	0	0	0	0	0	0
Total Transfers From	**11,014,487**	**14,363,469**	**8,815,163**	**9,070,051**	**7,171,589**	**7,073,239**	**46,493,511**
Total Source of Funds	**104,568,337**	**41,897,180**	**35,336,014**	**34,260,902**	**32,362,440**	**32,264,090**	**92,002,734**
Expenditures							
1299 - 2025 Santa Clara School Pedestrian and Bicycle Safety	105,000	0	0	0	0	0	0
1250 - ADA Transition Plan Implementation (Public Right-of-Way)	1,100,683	0	0	500,000	525,000	0	1,025,000

CAPITAL IMPROVEMENT PROGRAM FUNDS | STREETS AND HIGHWAYS CAPITAL FUND (533)

	2025/26 Estimate	2026/27 Proposed	2027/28 Proposed	2028/29 CIP	2029/30 CIP	2030/31 CIP	Five-Year CIP Total
Expenditures							
1239 - Adaptive Signal System	640,325	0	0	0	0	0	0
1255 - Adaptive Signal System (Santana West Settlement Agreement)	917,992	0	0	0	0	0	0
1202 - Agnew Road At-Grade Crossing	4,374,000	51,000	47,500	0	0	0	98,500
1235 - Annual Street Maintenance and Rehabilitation Program	26,293,600	10,547,531	8,917,978	8,726,378	8,726,378	8,726,378	45,644,643
1246 - Bassett and Laurelwood Bicycle Lanes	251,453	0	0	0	0	0	0
1245 - Benton Bike Lanes	1,233,522	208,000	67,000	0	0	0	275,000
1281 - Bicycle Plan Implementation Studies	0	400,000	0	400,000	0	400,000	1,200,000
1292 - Bowers Avenue Class IV Bikeway Study	300,000	0	0	0	0	0	0
1325 - Bridge Maintenance Program	2,451,489	1,231,000	0	0	0	0	1,231,000
1291 - Central Santa Clara Bicycle and Pedestrian Improvement	11,309,000	84,524	72,000	0	0	0	156,524
1298 - Central Transit Signal Priority	36,800	0	0	0	0	0	0
1227 - Changeable Message Signs	134,296	0	0	0	0	0	0
1203 - Creek Trail Pavement Rehabilitation Program	1,176,004	90,000	0	0	0	0	90,000
1288 - Cupertino-Santa Clara On-Demand Shuttle Project	654,936	1,771,564	0	0	0	0	1,771,564
1289 - De La Cruz, Lick Mill, and Scott Blvds Bicycle Improvements	1,763,129	0	0	0	0	0	0
1266 - El Camino Real Bike Lane Project	850,000	1,206,900	78,500	0	0	0	1,285,400
1274 - Lafayette Street Class IV Bikeway and Pavement Rehabilitation	4,522,390	0	0	0	0	0	0
1237 - MCB/GAP Intersection Improvement Project	31,690	0	0	0	0	0	0
1259 - Monroe - Los Padres Traffic Signal Modification	298,984	0	0	0	0	0	0
1276 - Monroe Street Class II Buffered Bicycle Lane Improvements	0	0	200,000	1,050,000	0	0	1,250,000
1211 - Neighborhood Traffic Calming	339,136	110,250	115,763	121,551	127,156	132,806	607,526
1220 - Pedestrian and Bicycle Enhancement Facilities	576,363	100,000	100,000	100,000	100,000	100,000	500,000
1205 - Pepper Tree Neighborhood Traffic Calming Study	91,055	0	0	0	0	0	0
1285 - Pruneridge Avenue Signal Timing	798,806	0	0	0	0	0	0
1254 - Public Right-of-Way ADA Improvements (Settlement Agreement)	1,521,954	0	0	0	0	0	0
1199 - PW Capital Projects Management - Streets and Highways	2,415,362	0	0	0	0	0	0

CAPITAL IMPROVEMENT PROGRAM FUNDS | STREETS AND HIGHWAYS CAPITAL FUND (533)

	2025/26 Estimate	2026/27 Proposed	2027/28 Proposed	2028/29 CIP	2029/30 CIP	2030/31 CIP	Five-Year CIP Total
Expenditures							
1293 - Quick Build Bike and Pedestrian Safety	100,000	110,000	120,000	130,000	140,000	150,000	650,000
1295 - Rainbow Crosswalk	100,000	0	0	0	0	0	0
1294 - Retroreflective Borders on Traffic Signal Backplates	100,000	100,000	100,000	100,000	100,000	100,000	500,000
1376 - Safe Routes to School	320,822	75,000	75,000	75,000	75,000	75,000	375,000
1268 - Santa Clara Vision Zero Plan - Infrastructure Implementation	13,463	250,000	250,000	250,000	250,000	250,000	1,250,000
1297 - Santa Clara Vision Zero - 2024 OTS Grant	17,661	0	0	0	0	0	0
1225 - Santa Clara VTA - Congestion Management Program	290,635	301,500	312,300	323,500	334,433	345,433	1,617,166
1382 - Sidewalk, Curb and Gutter Repair	730,000	380,000	380,000	380,000	380,000	380,000	1,900,000
1273 - Street Tree Services	516,294	465,438	0	0	0	0	465,438
1286 - Tasman Complete Streets Plan 2021 Improvements Phase 1 – North San Jose Settlement Project	6,500,000	1,539,000	1,401,500	0	0	0	2,940,500
1517 - Tasman to Lafayette Walkway/Stairway	200,000	0	0	0	0	0	0
1272 - TDA 21 Bicycle Facilities Upgrade	639	0	0	0	0	0	0
1260 - Traffic Calming (Santana West Settlement Agreement)	250,000	0	0	0	0	0	0
1282 - Traffic Impact Fee Nexus Study Update	281,000	0	0	0	0	0	0
1218 - Traffic Pre-Emptors	640,321	0	0	0	0	0	0
1219 - Traffic Signal Enhancements	1,699,310	150,000	150,000	150,000	150,000	150,000	750,000
1232 - Traffic Signal Interconnect Upgrade	302,797	250,000	100,000	500,000	0	0	850,000
1217 - Traffic Signal Management Software Upgrade/Replacement	398,424	0	0	0	0	0	0
1234 - Transportation Modeling Update	114,590	0	50,000	0	0	0	50,000
1271 - Tree Replacement	176,830	0	0	0	0	0	0
1226 - Uncontrolled Crosswalks Improvements	2,939,316	166,000	1,594,000	250,000	250,000	250,000	2,510,000
NEW - Bikeway Study Policy	0	150,000	0	0	0	0	150,000
NEW - Bicycle Parking	0	250,000	0	0	0	0	250,000
NEW - Citywide Traffic Intelligence	0	175,000	175,000	175,000	175,000	175,000	875,000
NEW - Water Conservation and Drought Tolerant Landscaping	0	127,000	0	0	0	0	127,000
NEW - Median Islands Water Conservation and Drought Tolerant	0	278,000	0	0	0	0	278,000
NEW - Public Right-of-Way Standard Specs and Detail Update	0	300,000	0	0	0	0	300,000
Total Expenditures	**79,880,071**	**20,867,707**	**14,306,541**	**13,231,429**	**11,332,967**	**11,234,617**	**70,973,261**

CAPITAL IMPROVEMENT PROGRAM FUNDS | STREETS AND HIGHWAYS CAPITAL FUND (533)

	2025/26 Estimate	2026/27 Proposed	2027/28 Proposed	2028/29 CIP	2029/30 CIP	2030/31 CIP	Five-Year CIP Total
Transfers To							
Parks and Recreation Capital Fund	2,025,000	0	0	0	0	0	0
Traffic Mitigation Fund	1,633,793	0	0	0	0	0	0
Total Transfers To	**3,658,793**	**0**	**0**	**0**	**0**	**0**	**0**
Ending Fund Balance							
Encumbrance Carryover	15,852,092	15,852,092	15,852,092	15,852,092	15,852,092	15,852,092	15,852,092
Unrestricted	5,177,381	5,177,381	5,177,381	5,177,381	5,177,381	5,177,381	5,177,381
Total Ending Fund Balance	**21,029,473**	**21,029,473**	**21,029,473**	**21,029,473**	**21,029,473**	**21,029,473**	**21,029,473**
Total Use of Funds	**104,568,337**	**41,897,180**	**35,336,014**	**34,260,902**	**32,362,440**	**32,264,090**	**92,002,734**

CAPITAL IMPROVEMENT PROGRAM FUNDS | TASMAN EAST INFRASTRUCTURE IMPROVEMENT FUND (541)

	2025/26 Estimate	2026/27 Proposed	2027/28 Proposed	2028/29 CIP	2029/30 CIP	2030/31 CIP	Five-Year CIP Total
Beginning Fund Balance							
Unrestricted	6,133,553	5,806,832	5,976,967	6,146,505	6,315,434	6,483,742	5,806,832
Total Beginning Fund Balance	**6,133,553**	**5,806,832**	**5,976,967**	**6,146,505**	**6,315,434**	**6,483,742**	**5,806,832**
Revenue							
Tasman East Infrastructure Impact Fee	3,734,932	0	0	0	0	0	0
Interest	200,000	200,000	200,000	200,000	200,000	200,000	1,000,000
Total Revenue	**3,934,932**	**200,000**	**200,000**	**200,000**	**200,000**	**200,000**	**1,000,000**
Total Source of Funds	**10,068,485**	**6,006,832**	**6,176,967**	**6,346,505**	**6,515,434**	**6,683,742**	**6,806,832**
Expenditures							
4611 - Tasman East Developer Reimbursement	30,422	29,865	30,462	31,071	31,692	32,326	155,416
4610 - Tasman East Administration	4,231,231	0	0	0	0	0	0
Total Expenditures	**4,261,653**	**29,865**	**30,462**	**31,071**	**31,692**	**32,326**	**155,416**
Ending Fund Balance							
Unrestricted	5,806,832	5,976,967	6,146,505	6,315,434	6,483,742	6,651,416	6,651,416
Total Ending Fund Balance	**5,806,832**	**5,976,967**	**6,146,505**	**6,315,434**	**6,483,742**	**6,651,416**	**6,651,416**
Total Use of Funds	**10,068,485**	**6,006,832**	**6,176,967**	**6,346,505**	**6,515,434**	**6,683,742**	**6,806,832**

CAPITAL IMPROVEMENT PROGRAM FUNDS | WATER UTILITY CAPITAL FUND (592)

	2025/26 Estimate	2026/27 Proposed	2027/28 Proposed	2028/29 CIP	2029/30 CIP	2030/31 CIP	Five-Year CIP Total
Beginning Fund Balance							
Encumbrance Carryover	2,785,196	2,785,196	2,785,196	2,785,196	2,785,196	2,785,196	2,785,196
Unrestricted	10,355,311	2,774,970	2,074,970	2,074,970	2,074,970	2,074,970	2,774,970
Total Beginning Fund Balance	**13,140,507**	**5,560,166**	**4,860,166**	**4,860,166**	**4,860,166**	**4,860,166**	**5,560,166**
Transfers From							
General Fund	2,264,400	0	0	0	0	0	0
Sewer Utility Capital Fund	2,090,500	700,000	0	0	0	0	700,000
Water Recycling Fund	464,600	0	0	0	0	0	0
Water Utility Fund	5,175,000	4,125,000	5,525,000	5,375,000	3,875,000	3,875,000	22,775,000
Total Transfers From	**9,994,500**	**4,825,000**	**5,525,000**	**5,375,000**	**3,875,000**	**3,875,000**	**23,475,000**
Total Source of Funds	**23,135,007**	**10,385,166**	**10,385,166**	**10,235,166**	**8,735,166**	**8,735,166**	**29,035,166**
Expenditures							
7005 - Buildings and Grounds	5,202,723	1,500,000	100,000	100,000	100,000	100,000	1,900,000
7065 - Corvin Drive Property Purchase and Improvements	6,910,000	0	0	0	0	0	0
7054 - Distribution System Replacement/Restoration	4,876,000	3,000,000	3,000,000	3,000,000	3,000,000	3,000,000	15,000,000
7059 - New and Replacement Wells	1,715,718	300,000	1,800,000	1,800,000	300,000	300,000	4,500,000
NEW - Pressure Regulating Zone Valve Replacement	0	75,000	75,000	75,000	75,000	75,000	375,000
7064 - Public Works Paving Project Support	500,000	300,000	300,000	300,000	300,000	300,000	1,500,000
7058 - SCADA Improvements	325,000	350,000	250,000	100,000	100,000	100,000	900,000
Total Expenditures	**19,529,441**	**5,525,000**	**5,525,000**	**5,375,000**	**3,875,000**	**3,875,000**	**24,175,000**

CAPITAL IMPROVEMENT PROGRAM FUNDS | WATER UTILITY CAPITAL FUND (592)

	2025/26 Estimate	2026/27 Proposed	2027/28 Proposed	2028/29 CIP	2029/30 CIP	2030/31 CIP	Five-Year CIP Total
Transfers To							
Streets and Highways Capital Fund	135,900	0	0	0	0	0	0
Total Transfers To	**135,900**	**0**	**0**	**0**	**0**	**0**	**0**
Ending Fund Balance							
Encumbrance Carryover	2,785,196	2,785,196	2,785,196	2,785,196	2,785,196	2,785,196	2,785,196
Unrestricted	684,470	2,074,970	2,074,970	2,074,970	2,074,970	2,074,970	2,074,970
Total Ending Fund Balance	**3,469,666**	**4,860,166**	**4,860,166**	**4,860,166**	**4,860,166**	**4,860,166**	**4,860,166**
Total Use of Funds	**23,135,007**	**10,385,166**	**10,385,166**	**10,235,166**	**8,735,166**	**8,735,166**	**29,035,166**

This page is intentionally left blank.

Other Agency Fund

This page is intentionally left blank.

OTHER AGENCY FUND

The Sports and Open Space Authority (SOSA) of the City of Santa Clara was created by the City Council in 1974 to establish a separate entity to acquire and develop open space within the City of Santa Clara. The members of the City Council are also members of SOSA's Board of Directors and, as such, are authorized to transact business and exercise power to purchase, lease or otherwise obtain and dispose of real and personal property. This includes the ability to acquire, construct, maintain, repair, manage and operate real and personal property, including leasing to private operators for commercial purposes and surplusing space which is not economical to use for open space planning.

Sports and Open Space Authority Fund (801)

This fund accounts for the acquisition and preservation of open space within the City and the development of local sports activities.

This is the second fiscal year of the biennial operating budget. The following section details the City of Santa Clara's Other Agency Fund's Statement of Sources and Uses and the Amended Budget for Fiscal Year 2026/27.

OTHER AGENCY FUND | SPORTS AND OPEN SPACE AUTHORITY FUND (801)

	2024/25 Actual	2025/26 Amended	2025/26 Estimate	2026/27 Adopted	2026/27 Amended
Beginning Fund Balance					
Encumbrance Carryover	2,569	3,085	3,085	2,569	3,085
Unrestricted	4,092	3,484	3,484	1,692	2,884
Total Beginning Fund Balance	**6,661**	**6,569**	**6,569**	**4,261**	**5,969**
Revenue					
Interest	360	0	400	0	0
Total Revenue	**360**	**0**	**400**	**0**	**0**
Transfers From					
General Fund	10,200	10,404	10,404	10,612	12,000
Total Transfers From	**10,200**	**10,404**	**10,404**	**10,612**	**12,000**
Total Source of Funds	**17,221**	**16,973**	**17,373**	**14,873**	**17,969**
Expenditures					
Board Member Stipend	6,724	5,702	5,702	5,806	6,000
Materials/Services/Supplies	3,928	5,702	5,702	5,806	6,000
Total Expenditures	**10,652**	**11,404**	**11,404**	**11,612**	**12,000**
Ending Fund Balance					
Encumbrance Carryover	3,085	3,085	3,085	2,569	3,085
Unrestricted	3,484	2,484	2,884	692	2,884
Total Ending Fund Balance	**6,569**	**5,569**	**5,969**	**3,261**	**5,969**
Total Use of Funds	**17,221**	**16,973**	**17,373**	**14,873**	**17,969**

Capital Improvement Programs

This page is intentionally left blank.

Administrative Facilities

This page is intentionally left blank.

INTRODUCTION

The capital projects within the Administrative Facilities theme serve to preserve the function and operational efficiency of various City facilities including City Hall, Fire Department facilities, the Corporation Yard, Triton Museum, and historic buildings. These capital investments will provide renovations and improvements such as paint, plumbing and electrical fixtures, and roof improvements to ensure safe and appropriate facilities for the public and City employees.

Funding Our Top Priorities

The projects included in the Capital Improvement Program (CIP) were determined in accordance with both the City Council's Strategic Pillars and the budget priorities. The chart below illustrates the funding amount per Strategic Pillar within the Administrative Facilities category.

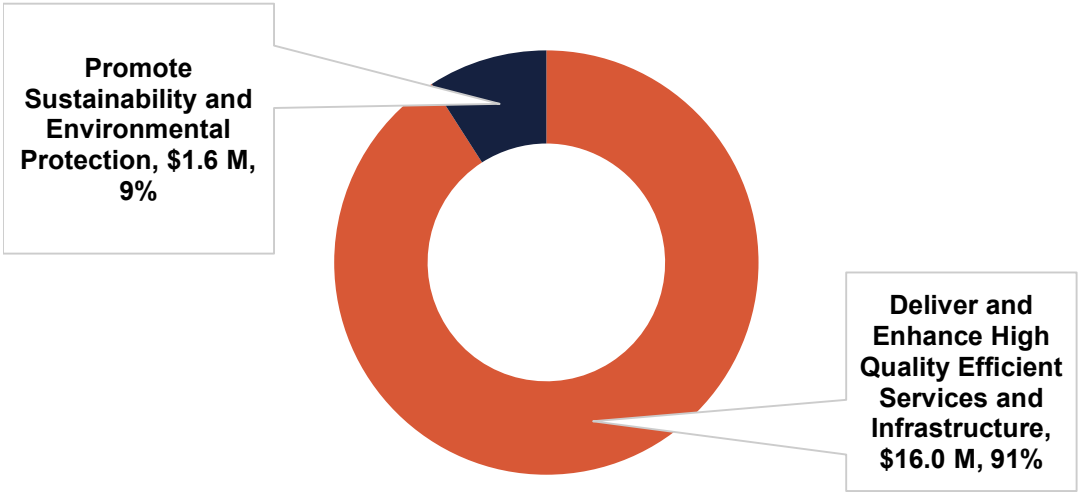

The five-year CIP Administrative Facilities budget totals $17.6 million. The CIP projects were prioritized by the following criteria:

Priority	Description
A	critical need mandated, emergency, or under construction
B	maintenance system reliability and/or ongoing operations
C	future system needs or future regulatory requirements
D	not critical, but achieve efficiencies and/or sustainability

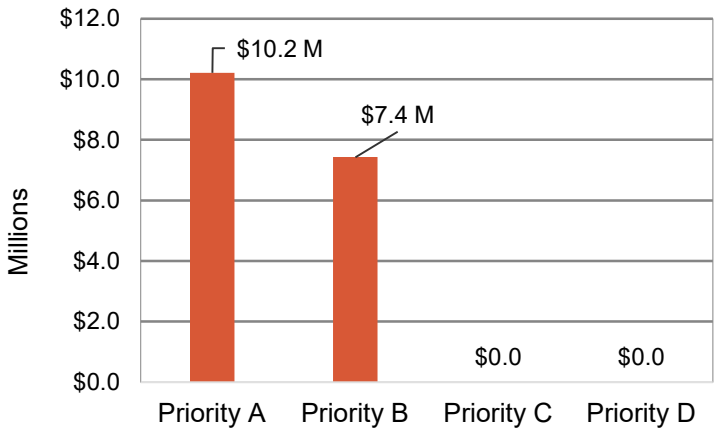

Project Highlights

Major projects in the Administrative Facilities category are detailed below.

General Obligation Bond Projects

This program includes several projects supported by the Measure I General Obligation Bonds, including the following that have funding in this CIP:

- Fire Station 5 Replacement
- Fire Station 7 Replacement
- Fire Training Tower Renovation
- Fire Station Security Upgrade
- Real Time Intelligence Center Feasibility
- Police Training Facility Feasibility and Assessment
- Police Drone First Responder Infrastructure
- Triton Museum Renovation

Public Building Parking Lot Improvements

The City's parking lot inventory includes approximately 50 lots located at various City-owned facilities including parks, fire stations, police station, libraries, historic houses, general government buildings, and various other City-owned properties.

Repairs – Modifications to City Buildings

This project covers general repairs and maintenance for the City Hall complex. Work includes items such as repairing, replacing, or upgrading building components, including tenant improvements and general maintenance. Some of the past projects have included carpet, furniture, electrical services, preventative maintenance, pest control, HVAC and other miscellaneous work.

ADA Transition Plan Implementation (Public Buildings)

The City Council adopted the Americans with Disabilities Act (ADA) Self-Evaluation and Transition Plan in 2024 for public buildings, parks, and public rights-of-way. The Plan identified improvements to address barriers to accessibility, methods for improving access, and established timelines and costs for removing ADA barriers. This project will implement improvements at public buildings and sites as identified in the Plan.

Morse Mansion Maintenance & Repair

The project covers routine maintenance and repair of the Morse Mansion on an annual basis. The routine maintenance and repair generally consists of work related to walls, paint, plumbing, porches, and roof.

Major Accomplishments

- Construction for Phase II of the Stationary Standby Generators project, which involved replacing four emergency standby generators, has been substantially completed.
- Design for Phase III of the Stationary Standby Generators has been completed and will replace four emergency standby generators.
- Completion of the Upgrade Lighting to LED project at 32 City buildings. The project results in ongoing energy cost savings and reduces greenhouse gas emissions which is equivalent to 193 tons of waste being recycled instead of going to the landfill, 9,053 tree seedlings being grown over ten years, and reducing gasoline consumption by 61,609 gallons.

Financing Sources

General Fund (Capital Projects Reserve)
The General Fund Capital Projects Reserve is used to support the City's general capital projects.

Other Fund Contributions
Some projects within the Administrative Facilities program serve various departments, including the City's Electric, Water, and Sewer Utilities as well as other non-General Fund funded divisions such as the Building Division. As these departments and divisions benefit from the services being enhanced or provided through these projects, there are proportionate contributions made from the applicable enterprise and special revenue funds.

Measure I General Obligation (GO) Bond Funding
On November 5, 2024, voters in the City of Santa Clara approved ballot Measure I, the Public Facilities and Infrastructure Bond Measure, that authorized the issuance of $400 million of general obligation (GO) bonds. Of this amount, $195.4 million is allocated to projects within the Administrative Facilities theme, and $11.5 million is programmed in this CIP.

Operating Budget Impacts

There are a number of Measure I bond projects that are expected to have operating budget impacts, including the Police Training Facility, the Real Time Intelligence Center, and the Police Drone First Responder Infrastructure projects. As these projects are now in the feasibility and assessment phase, the operating impacts have not yet been determined. These costs will be incorporated into future CIPs.

Unfunded Needs

Although the CIP provides for vital improvements, there remains significant additional high priority needs that have not been addressed. As highlighted in the chart below, the total funding needs for the Administrative Facilities program totals $45.9 million. Of this amount, $17.6 million is funded, leaving $28.3 million of unfunded needs. The unfunded projects are within the Department of Public Works.

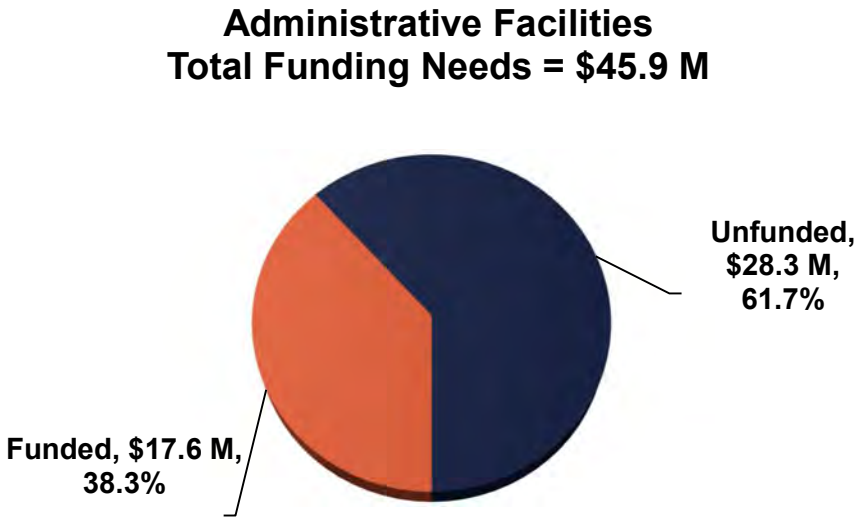

The graph below highlights the highest priority projects currently on the unfunded list in the Administrative Facilities category. For more project information, please see the Unfunded Projects – Administrative Facilities list at the end of this section.

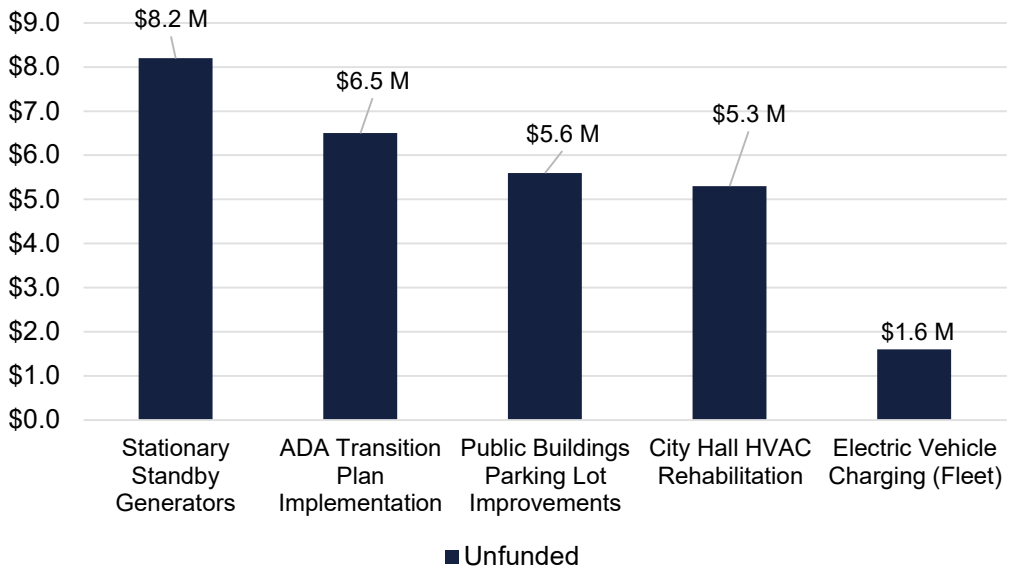

American Disabilities Act (ADA) Transition Plan Implementation (Public Buildings)

The City Council adopted the Americans with Disabilities Act (ADA) Self-Evaluation and Transition Plan in 2024 for public buildings, parks, and public rights-of-way. The Plan identified public building improvements to address barriers to accessibility. This project will implement improvements at public buildings and sites as identified in the Plan.

Stationary Standby Generators

This project funds the replacement of emergency standby generators that have reached the end of their useful life cycles and need major repairs. Many of the City's stationary emergency standby generators are over 25 years old and have reached the end of their useful life. As a result, the overall condition and reliability of the Stationary Emergency Standby Generator fleet has diminished. The project is separated into multiple phases that consist of replacing emergency generators at various locations. Based on the availability of funding in future years, the replacement of generators will be prioritized by their overall condition and reliability.

City Hall HVAC Rehabilitation

The City Hall campus was constructed in 1962 and has been regularly maintained. However, the buildings and systems are aged and need major rehabilitation to maintain and provide a reliable facility. A Facility Condition Assessment Report was prepared for City Hall in 2018 and identified capital improvements that were necessary for the HVAC system. This project funds the evaluation of the existing HVAC system and preparing schematic design.

FUNDED | PROJECTS BUDGETED COST SUMMARY

Administrative Facilities Project	2025/26	2026/27	2027/28	2028/29	2029/30	2030/31	Five-Year CIP Total
4059 - EOC Security Upgrades	$718,834	-	-	-	-	-	-
4063 - Replacement SCBA Filling Stations	$2,975	-	-	-	-	-	-
4070 - Training Tower Stair Repair	$511,549	-	-	-	-	-	-
4086 - Emergency Operations Center Capital Refurbishment	$40,358	-	-	-	-	-	-
6123 - Public Building Parking Lot Improvements	$1,709,168	$220,500	$1,402,500	-	-	-	$1,623,000
6137 - Hazardous Material Management for City Properties	$142,183	-	-	-	-	-	-
6138 - Repairs-Modifications to City Buildings	$499,285	$175,000	$175,000	-	-	-	$350,000
6139 - Repair to Historic Buildings	$268,333	$125,000	$125,000	-	-	-	$250,000
6140 - Triton Museum Repair and Modifications	$48,006	$75,000	$35,000	-	-	-	$110,000
6144 - Civic Center Campus Renovation (Multi-Department)	$139,127	-	-	-	-	-	-
6174 - Civic Center Campus Future Needs	$20,350,000	-	-	-	-	-	-
6176 - Public and Workspace Improvement Planning	$728,745	-	-	-	-	-	-
6184 - ADA Transition Plan Implementation (Public Buildings)	-	$260,000	$804,000	$750,000	-	-	$1,814,000
6189 - City Buildings - Upgrade Lighting to LED Project	$250,910	-	-	-	-	-	-
6190 - City Hall Gutter and Waterproofing Repair Project	$440,605	-	-	-	-	-	-
6191 - Electric Vehicle Charging (Fleet)	$200,000	$115,000	$851,000	$700,000	-	-	$1,666,000
6192 - Police Department Facility Renovation	$275,000	$22,000	$40,000	-	-	-	$62,000
6211 - Triton Museum Renovation	-	$1,000,000	-	-	-	-	$1,000,000

FUNDED | PROJECTS BUDGETED COST SUMMARY

Administrative Facilities Project	2025/26	2026/27	2027/28	2028/29	2029/30	2030/31	Five-Year CIP Total
6219 - Historic Buildings & Beautification CEA	-	$150,000	-	-	-	-	$150,000
6270 - Real Time Intelligence Center Feasibility	-	$150,000	-	-	-	-	$150,000
6271 - Police Training Facility Feasibility and Assessment	-	$250,000	-	-	-	-	$250,000
6272 - PD Drone First Responder Infrastructure	-	$50,000	-	-	-	-	$50,000
6273 - Emergency Operations Center Infrastructure	$250,000	-	-	-	-	-	-
6279 - Police Facilities Projects CEA	-	$105,000	-	-	-	-	$105,000
6280 - Fire Station 5 Replacement	$2,000,000	$2,000,000	-	-	-	-	$2,000,000
6281 - Fire Training Tower Renovation	-	$783,000	-	-	-	-	$783,000
6282 - Fire Station Security Upgrade	-	$1,900,000	-	-	-	-	$1,900,000
6283 - Fire Station 7 Replacement	$500,000	$3,500,000	-	-	-	-	$3,500,000
6289 - Fire Station and Emergency Response Projects CEA	-	$1,602,450	-	-	-	-	$1,602,450
6555 - Office Reconfiguration	$231,590	-	-	-	-	-	-
6558 - Morse Mansion Maintenance & Repair	$35,003	$50,000	$50,000	-	-	-	$100,000
FY27 Temp 10 - Fleet Shop Retrofit	-	$175,000	-	-	-	-	$175,000
Total Administrative Facilities Projects	**$29,341,671**	**$12,707,950**	**$3,482,500**	**$1,450,000**	**-**	**-**	**$17,640,450**

FUNDED | 6123 - PUBLIC BUILDING PARKING LOT IMPROVEMENTS

Project Number:	6123	**Theme / Category:**	Administrative Facilities
Year Initiated:	2012	**Project Manager:**	Huy Nguyen
Planned Completion Year:	Ongoing	**Department:**	Public Works
Project Type:	Ongoing	**Fund:**	538 - Public Buildings
Strategic Pillar	02 - Deliver and Enhance High Quality Efficient Services and Infrastructure		
Location	Various public building locations throughout the City.		

Project Description

The City's parking lot inventory includes approximately 50 lots located at various City-owned facilities including parks, fire stations, police station, libraries, Triton Museum, historic houses, general government buildings, and various other City-owned properties. While staff from the Department of Public Works' Streets Division performs routine maintenance to extend life of the pavement surfaces, this project performs more robust preventative maintenance, rehabilitation, and reconstruction of the paved surfaces at these lots. The work includes removal and replacement of failed asphalt, placing surface seals, resurfacing, concrete repairs, drainage improvements, signing, and striping. These efforts enhance the surface quality for pedestrians and motorists, while extending the useful life of the surface to reduce the need for reconstruction at a higher cost.

Phase 1 has been completed and included a total of 11 locations - three Water Well locations, five sanitary sewer pump stations, Central Library, City Hall (northwest parking lot), and the Convention Center. Phase 2 includes the Triton Museum parking lot. Future phases will be coordinated with the various departments.

Funding Sources General Fund - Capital Project Reserves

Funding Sources	All Prior Actuals	2025/26	2026/27	2027/28	2028/29	2029/30	2030/31	Total
Total Sources	$554,789	$1,709,168	$220,500	$1,402,500	-	-	-	**$3,886,957**

Expenditures	All Prior Actuals	2025/26	2026/27	2027/28	2028/29	2029/30	2030/31	Total
Construction	$282,133	$1,033,661	-	$1,000,000	-	-	-	$2,315,794
Contingencies/Misc	$10,415	$40,701	$22,500	$172,500	-	-	-	$246,116
Engineering	$230,458	$634,806	$150,000	$150,000	-	-	-	$1,165,264
Personnel	$31,783	-	-	-	-	-	-	$31,783
PW Proj. Deliv. Design	-	-	$48,000	$26,000	-	-	-	$74,000
PW Proj. Deliv. Const.	-	-	-	$54,000	-	-	-	$54,000
Total Expenditures	$554,789	$1,709,168	$220,500	$1,402,500	-	-	-	**$3,886,957**
Operating Impacts			-	-	-	-	-	-

FUNDED | 6138 - REPAIRS-MODIFICATIONS TO CITY BUILDINGS

Project Number:	6138	**Theme / Category:**	Administrative Facilities
Year Initiated:	2011	**Project Manager:**	Ken Winland
Planned Completion Year:	Ongoing	**Department:**	Public Works
Project Type:	Ongoing	**Fund:**	538 - Public Buildings
Strategic Pillar	02 - Deliver and Enhance High Quality Efficient Services and Infrastructure		
Location	Various City buildings		



Project Description

This project covers general repairs and maintenance for the City Hall complex. Work includes items such as repairing, replacing, or upgrading building components, including tenant improvements and general maintenance. Some of the past projects have included carpet, furniture, electrical services, preventative maintenance, pest control, HVAC, and other miscellaneous work.

Funding Sources

General Fund - Capital Project Reserves

Funding Sources	All Prior Actuals	2025/26	2026/27	2027/28	2028/29	2029/30	2030/31	Total
Total Sources	$1,862,738	$499,285	$175,000	$175,000	-	-	-	**$2,712,023**

Expenditures	All Prior Actuals	2025/26	2026/27	2027/28	2028/29	2029/30	2030/31	Total
Construction	$1,796,792	$300,324	$175,000	$175,000	-	-	-	$2,447,116
Contingencies/Misc	$26,556	-	-	-	-	-	-	$26,556
Engineering	$15,793	$198,961	-	-	-	-	-	$214,754
Equipment	$8,615	-	-	-	-	-	-	$8,615
Personnel	$1,225	-	-	-	-	-	-	$1,225
Transfers Out	$13,757	-	-	-	-	-	-	$13,757
Total Expenditures	$1,862,738	$499,285	$175,000	$175,000	-	-	-	**$2,712,023**

Operating Impacts			-	-	-	-	-	-

FUNDED | 6139 - REPAIR TO HISTORIC BUILDINGS

Project Number:	6139	**Theme / Category:**	Administrative Facilities
Year Initiated:	2011	**Project Manager:**	Ken Winland
Planned Completion Year:	Ongoing	**Department:**	Public Works
Project Type:	Ongoing	**Fund:**	538 - Public Buildings
Strategic Pillar	02 - Deliver and Enhance High Quality Efficient Services and Infrastructure		
Location	Historic Buildings (Harris Lass House, Headen Inman House, Jamison Brown House, Berryessa Adobe)		

Project Description

This project includes the repair and maintenance of the City-owned historic buildings. These buildings include Headen-Inman, Jamison Brown, Harris Lass and Berryessa Adobe. Repairs include painting, plumbing, exterior maintenance, electrical, etc.

Funding Sources

General Fund - Capital Project Reserves, and Potential Grant Funding

Funding Sources	All Prior Actuals	2025/26	2026/27	2027/28	2028/29	2029/30	2030/31	Total
Total Sources	$1,062,689	$268,333	$125,000	$125,000	-	-	-	**$1,581,022**

Expenditures	All Prior Actuals	2025/26	2026/27	2027/28	2028/29	2029/30	2030/31	Total
Construction	$967,588	$114,242	$125,000	$125,000	-	-	-	$1,331,830
Contingencies/Misc	$8,250	-	-	-	-	-	-	$8,250
Engineering	-	$154,091	-	-	-	-	-	$154,091
Transfers Out	$86,851	-	-	-	-	-	-	$86,851
Total Expenditures	$1,062,689	$268,333	$125,000	$125,000	-	-	-	**$1,581,022**
Operating Impacts			-	-	-	-	-	-

FUNDED | 6140 - TRITON MUSEUM REPAIR AND MODIFICATIONS

Project Number:	6140	**Theme / Category:**	Administrative Facilities
Year Initiated:	2011	**Project Manager:**	Ken Winland
Planned Completion Year:	Ongoing	**Department:**	Public Works
Project Type:	Ongoing	**Fund:**	538 - Public Buildings
Strategic Pillar	02 - Deliver and Enhance High Quality Efficient Services and Infrastructure		
Location	Triton Museum of Art		

Project Description

This project includes maintenance and repair of the Triton Museum on an annual basis. General repairs include walls, paint, plumbing, electrical, etc. A portion of the FY 2026/27 project budget will fund a property condition assessment.

Funding Sources

General Fund - Capital Project Reserves

Funding Sources	All Prior Actuals	2025/26	2026/27	2027/28	2028/29	2029/30	2030/31	Total
Total Sources	$530,610	$48,006	$75,000	$35,000	-	-	-	**$688,616**

Expenditures	All Prior Actuals	2025/26	2026/27	2027/28	2028/29	2029/30	2030/31	Total
Construction	$444,105	$40,258	$35,000	$35,000	-	-	-	$554,363
Engineering	-	$7,748	$40,000	-	-	-	-	$47,748
Transfers Out	$86,505	-	-	-	-	-	-	$86,505
Total Expenditures	$530,610	$48,006	$75,000	$35,000	-	-	-	**$688,616**
Operating Impacts			-	-	-	-	-	-

FUNDED | 6184 - ADA TRANSITION PLAN IMPLEMENTATION (PUBLIC BUILDINGS)

Project Number:	6184	**Theme / Category:**	Administrative Facilities
Year Initiated:	2021	**Project Manager:**	Vincent Luchessi
Planned Completion Year:	Ongoing	**Department:**	Public Works
Project Type:	Ongoing	**Fund:**	538 - Public Buildings
Strategic Pillar	02 - Deliver and Enhance High Quality Efficient Services and Infrastructure		
Location	various locations Citywide		

Project Description

The City Council adopted the Americans with Disabilities Act (ADA) Self-Evaluation and Transition Plan (Plan) in 2024 for public buildings, parks, and public rights-of-way. The Plan identified improvements to address barriers to accessibility, methods for improving access, establishment of a timeline and costs for removing ADA barriers and involved people with disabilities in the preparation of the Plan. This project is to implement improvements at public buildings and sites as identified in the Plan and also includes ADA related program improvements at the City.

Funding Sources

General Fund - Capital Project Reserves

Funding Sources	All Prior Actuals	2025/26	2026/27	2027/28	2028/29	2029/30	2030/31	Total
Total Sources	-	-	$260,000	$804,000	$750,000	-	-	**$1,814,000**

Expenditures	All Prior Actuals	2025/26	2026/27	2027/28	2028/29	2029/30	2030/31	Total
Construction	-	-	-	$750,000	-	-	-	$750,000
Engineering	-	-	$225,000	-	$750,000	-	-	$975,000
PW Proj. Deliv. Design	-	-	$35,000	$54,000	-	-	-	$89,000
Total Expenditures	-	-	$260,000	$804,000	$750,000	-	-	**$1,814,000**

Operating Impacts			-	-	-	-	-	-

FUNDED | 6191 - ELECTRIC VEHICLE CHARGING (FLEET)

Project Number:	6191	**Theme / Category:**	Administrative Facilities
Year Initiated:	2024	**Project Manager:**	Huy Nguyen
Planned Completion Year:	2036	**Department:**	Public Works
Project Type:	Distinct	**Fund:**	538 - Public Buildings
Strategic Pillar	07 - Promote Sustainability and Environmental Protection		
Location	Citywide		

Project Description

This project is being undertaken in response to the California Air Resources Board's Advanced Clean Fleets (ACF) regulation, which requires public fleets to transition to zero-emission vehicles when replacing medium- and heavy-duty vehicles starting in 2024. The City currently operates approximately 170 vehicles that are subject to this requirement. This project provides for the planning, design, and construction of electric vehicle charging infrastructure required to service the City's existing and expanding electric vehicle fleet.

Implementation of the project is planned to occur over multiple phases, subject to available funding. The planning phase involves evaluating existing infrastructure and planned fleet replacement to develop a comprehensive electric fleet vehicle charging plan. Following completion of the plan, subsequent phases will include the design and construction of electric vehicle charging stations at various sites throughout the City that require fleet vehicle charging. This project is preliminarily funded to implement up to two initial design and construction projects to install chargers, with subsequent project phases to be determined based upon the fleet vehicle charging plan and available funding.

Funding Sources

General Fund - Capital Project Reserve, utilities funds, Building Development Services Fund, possible future grant funding

Funding Sources	All Prior Actuals	2025/26	2026/27	2027/28	2028/29	2029/30	2030/31	Total
Total Sources	-	$200,000	$115,000	$851,000	$700,000	-	-	**$1,866,000**

Expenditures	All Prior Actuals	2025/26	2026/27	2027/28	2028/29	2029/30	2030/31	Total
Construction	-	-	-	$700,000	$700,000	-	-	$1,400,000
Engineering	-	$200,000	$100,000	$100,000	-	-	-	$400,000
PW Proj. Deliv. Design	-	-	$15,000	$15,000	-	-	-	$30,000
PW Proj. Deliv. Const.	-	-	-	$36,000	-	-	-	$36,000
Total Expenditures	-	$200,000	$115,000	$851,000	$700,000	-	-	**$1,866,000**

Operating Impacts			-	-	-	-	-	-

FUNDED | 6192 - POLICE DEPARTMENT FACILITY RENOVATION

Project Number:	6192	**Theme / Category:**	Administrative Facilities
Year Initiated:	2026	**Project Manager:**	Ken Winland
Planned Completion Year:	2028	**Department:**	Police Department
Project Type:	Distinct	**Fund:**	538 - Public Buildings
Strategic Pillar	02 - Deliver and Enhance High Quality Efficient Services and Infrastructure		
Location	Police Department		

Project Description

The Santa Clara Police Department Office of the Chief houses multiple personnel that assist in the daily functions of the Police Department. This project provides funding for the renovation of the facility to help the Department address necessary office reconfigurations arising from staffing needs.

Funding Sources

General Fund

Funding Sources	All Prior Actuals	2025/26	2026/27	2027/28	2028/29	2029/30	2030/31	Total
Total Sources	-	$275,000	$22,000	$40,000	-	-	-	**$337,000**

Expenditures	All Prior Actuals	2025/26	2026/27	2027/28	2028/29	2029/30	2030/31	Total
Construction	-	$275,000	-	-	-	-	-	$275,000
PW Proj. Deliv. Design	-	-	$22,000	-	-	-	-	$22,000
PW Proj. Deliv. Const.	-	-	-	$40,000	-	-	-	$40,000
Total Expenditures	-	$275,000	$22,000	$40,000	-	-	-	**$337,000**

Operating Impacts			-	-	-	-	-	-

FUNDED | 6211 - TRITON MUSEUM RENOVATION

Project Number:	6211	**Theme / Category:**	Administrative Facilities
Year Initiated:	2026	**Project Manager:**	Ken Winland
Planned Completion Year:	2027	**Department:**	Public Works
Project Type:	Distinct	**Fund:**	613 - Measure I GO Bond Projects Fund
Strategic Pillar	02 - Deliver and Enhance High Quality Efficient Services and Infrastructure		

Location	Triton Museum of Arts
Project Description	This project will provide funding for the roof replacement of the Triton Museum.
Funding Sources	Measure I General Obligation Bond Proceeds

Funding Sources	All Prior Actuals	2025/26	2026/27	2027/28	2028/29	2029/30	2030/31	Total
Total Sources	-	-	$1,000,000	-	-	-	-	**$1,000,000**

Expenditures	All Prior Actuals	2025/26	2026/27	2027/28	2028/29	2029/30	2030/31	Total
Construction	-	-	$1,000,000	-	-	-	-	$1,000,000
Total Expenditures	-	-	$1,000,000	-	-	-	-	**$1,000,000**
Operating Impacts			-	-	-	-	-	-

FUNDED | 6219 - HISTORIC BUILDINGS & BEAUTIFICATION CEA

Project Number:	6219	**Theme / Category:**	Administrative Facilities
Year Initiated:	2026	**Project Manager:**	Ken Winland
Planned Completion Year:	2030	**Department:**	Public Works
Project Type:	Distinct	**Fund:**	613 - Measure I GO Bond Projects Fund
Strategic Pillar	02 - Deliver and Enhance High Quality Efficient Services and Infrastructure		
Location	Historic Buildings (Harris Lass House, Headen Inman House, Jamison Brown House, and Berryessa Adobe)		

Project Description

This funding is for the Contingency, Escalation & Administration of the Triton Museum Improvements Project funded by the Measure I General Obligation Bond.

Funding Sources

Measure I General Obligation Bond Proceeds

Funding Sources	All Prior Actuals	2025/26	2026/27	2027/28	2028/29	2029/30	2030/31	Total
Total Sources	-	-	$150,000	-	-	-	-	**$150,000**

Expenditures	All Prior Actuals	2025/26	2026/27	2027/28	2028/29	2029/30	2030/31	Total
Contingencies/Escalation	-	-	$100,000	-	-	-	-	$100,000
Administration	-	-	$50,000	-	-	-	-	$50,000
Total Expenditures	-	-	$150,000	-	-	-	-	**$150,000**
Operating Impacts			-	-	-	-	-	-

FUNDED | 6270 - REAL TIME INTELLIGENCE CENTER FEASIBILITY

Project Number:	6270	**Theme / Category:**	Administrative Facilities
Year Initiated:	2026	**Project Manager:**	Mike Crescini
Planned Completion Year:	2030	**Department:**	Police Department
Project Type:	Distinct	**Fund:**	613 - Measure I GO Bond Projects Fund
Strategic Pillar	02 - Deliver and Enhance High Quality Efficient Services and Infrastructure		
Location	Police Department		

Project Description

This project provides funding for a study to evaluate the feasibility of expanding the existing Police Headquarters to include a Real Time Intelligence Center (RTIC). The RTIC would integrate emerging technologies, including drone support, to provide real-time situational awareness and enhance operational effectiveness for police staff.

Funding Sources

Measure I General Obligation Bond Proceeds

Funding Sources	All Prior Actuals	2025/26	2026/27	2027/28	2028/29	2029/30	2030/31	Total
Total Sources	-	-	$150,000	-	-	-	-	**$150,000**

Expenditures	All Prior Actuals	2025/26	2026/27	2027/28	2028/29	2029/30	2030/31	Total
Construction	-	-	$150,000	-	-	-	-	$150,000
Total Expenditures	-	-	$150,000	-	-	-	-	**$150,000**
Operating Impacts			-	-	-	-	-	-

FUNDED | 6271 - POLICE TRAINING FACILITY FEASIBILITY AND ASSESSMENT

Project Number:	6271	**Theme / Category:**	Administrative Facilities
Year Initiated:	2026	**Project Manager:**	Mike Crescini
Planned Completion Year:	2030	**Department:**	Police Department
Project Type:	Distinct	**Fund:**	613 - Measure I GO Bond Projects Fund
Strategic Pillar	02 - Deliver and Enhance High Quality Efficient Services and Infrastructure		
Location	To be determined		

Project Description

The Santa Clara Police Department has identified the need for training facility to support evolving public safety needs and enhance officer readiness. This project provides funding to support identification and evaluation of potential sites for a new police training facility. This work will include site feasibility analysis, assessments, and the preparation of conceptual design options to inform future planning and development.

Funding Sources

Measure I General Obligation Bond Proceeds

Funding Sources	All Prior Actuals	2025/26	2026/27	2027/28	2028/29	2029/30	2030/31	Total
Total Sources	-	-	$250,000	-	-	-	-	**$250,000**

Expenditures	All Prior Actuals	2025/26	2026/27	2027/28	2028/29	2029/30	2030/31	Total
Construction	-	-	$250,000	-	-	-	-	$250,000
Total Expenditures	-	-	$250,000	-	-	-	-	**$250,000**
Operating Impacts			-	-	-	-	-	-

FUNDED | 6272 - PD DRONE FIRST RESPONDER INFRASTRUCTURE

Project Number:	6272	**Theme / Category:**	Administrative Facilities
Year Initiated:	2026	**Project Manager:**	Mike Crescini
Planned Completion Year:	2030	**Department:**	Police Department
Project Type:	Distinct	**Fund:**	613 - Measure I GO Bond Projects Fund
Strategic Pillar	02 - Deliver and Enhance High Quality Efficient Services and Infrastructure		
Location	Police Department		

Project Description

This project funds a feasibility study, schematic design, and project phasing plan for adding dedicated space at Police Headquarters to support the Drone First Responder (DFR) Program. The Santa Clara Police Department currently uses drones as a resource to optimize public and officer safety. Currently, drones are deployed in support of calls for service by "drone operators" who have the drones secured in their vehicles. The DFR Program would optimize the drone as a "first responder." In conjunction with the Real Time Intelligence Center (RTIC), the drone would respond from the Police Department to quickly provide real time updates and intelligence to officers as well as supervisors. This capability necessitates the drones being able to launch from the roof above the RTIC as well as land in the same location. The roof of the proposed RTIC addition would require upgrades to allow for the charging of the drones as well as any other associated technology required to house, launch, and land.

Funding Sources

Measure I General Obligation Bond Proceeds

Funding Sources	All Prior Actuals	2025/26	2026/27	2027/28	2028/29	2029/30	2030/31	Total
Total Sources	-	-	$50,000	-	-	-	-	**$50,000**

Expenditures	All Prior Actuals	2025/26	2026/27	2027/28	2028/29	2029/30	2030/31	Total
Construction	-	-	$50,000	-	-	-	-	$50,000
Total Expenditures	-	-	$50,000	-	-	-	-	**$50,000**

Operating Impacts			-	-	-	-	-	**-**

FUNDED | 6279 - POLICE FACILITIES PROJECTS CEA

Project Number:	6279	**Theme / Category:**	Administrative Facilities
Year Initiated:	2026	**Project Manager:**	Mike Crescini
Planned Completion Year:	2030	**Department:**	Police Department
Project Type:	Distinct	**Fund:**	613 - Measure I GO Bond Projects Fund
Strategic Pillar	02 - Deliver and Enhance High Quality Efficient Services and Infrastructure		
Location	Police Department		

Project Description

This funding is for the Contingency, Escalation & Administration for the Police Facilities Projects funded by the Measure I General Obligation Bond.

Funding Sources

Measure I General Obligation Bond Proceeds

Funding Sources	All Prior Actuals	2025/26	2026/27	2027/28	2028/29	2029/30	2030/31	Total
Total Sources	-	-	$105,000	-	-	-	-	**$105,000**

Expenditures	All Prior Actuals	2025/26	2026/27	2027/28	2028/29	2029/30	2030/31	Total
Contingencies/Escalation	-	-	$70,000	-	-	-	-	$70,000
Administration	-	-	$35,000	-	-	-	-	$35,000
Total Expenditures	-	-	$105,000	-	-	-	-	**$105,000**
Operating Impacts			-	-	-	-	-	**-**

FUNDED | 6280 - FIRE STATION 5 REPLACEMENT

Project Number:	6280	**Theme / Category:**	Administrative Facilities
Year Initiated:	2026	**Project Manager:**	Christian Tran
Planned Completion Year:	2029	**Department:**	Fire Department
Project Type:	Distinct	**Fund:**	613 - Measure I GO Bond Projects Fund
Strategic Pillar	02 - Deliver and Enhance High Quality Efficient Services and Infrastructure		
Location	Fire Station 5		

Project Description

This project provides funding to replace the outdated 1961 facility with a modern, accessible, and community-focused fire station, in alignment with the recommendations outlined in the 2017 needs assessment. The existing station requires seismic retrofitting, has ongoing plumbing deficiencies, needs roof replacement, and lacks a dedicated fitness area, which is an essential component of the department's Wellness/Fitness Initiative. The new facility will incorporate an optimized site orientation and building layout specifically designed to accommodate an aerial ladder truck, three apparatus bays and ten personnel. Due to its strategic central location within the city, Fire Station 5 is designated as a "Core" station. As such, it is routinely backfilled by mutual aid units from surrounding jurisdictions whenever the Santa Clara Fire Department (SCFD) is engaged in a multiple-alarm incident. The project will be delivered in two phases. Phase 1 was completed in 2017 and includes a needs assessment. Phase 2 (started in FY 2025/26) will include the 2017 assessment as a base plan with some requested revisions, detailed design, bid and award, and construction.

Funding Sources

Measure I General Obligation Bond Proceeds

Funding Sources	All Prior Actuals	2025/26	2026/27	2027/28	2028/29	2029/30	2030/31	Total
Total Sources	-	$2,000,000	$2,000,000	-	-	-	-	**$4,000,000**

Expenditures	All Prior Actuals	2025/26	2026/27	2027/28	2028/29	2029/30	2030/31	Total
Construction	-	$2,000,000	$2,000,000	-	-	-	-	$4,000,000
Total Expenditures	-	$2,000,000	$2,000,000	-	-	-	-	**$4,000,000**
Operating Impacts			-	-	-	-	-	-

FUNDED | 6281 - FIRE TRAINING TOWER RENOVATION

Project Number:	6281	**Theme / Category:**	Administrative Facilities
Year Initiated:	2026	**Project Manager:**	Christian Tran
Planned Completion Year:	2028	**Department:**	Fire Department
Project Type:	Distinct	**Fund:**	613 - Measure I GO Bond Projects Fund
Strategic Pillar	02 - Deliver and Enhance High Quality Efficient Services and Infrastructure		
Location	Fire Department Training Center		



Project Description

This project helps to address repairs to the training tower that were identified in the facility assessment prepared in 2022. Needed repairs will include renovation to both sets of stairs, replacement of doors, and upgrades to the tower's electrical system. These repairs are essential for maintaining the safety and structural integrity of the training tower and for those who utilize it.

Funding Sources

Measure I General Obligation Bond Proceeds

Funding Sources	All Prior Actuals	2025/26	2026/27	2027/28	2028/29	2029/30	2030/31	Total
Total Sources	-	-	$783,000	-	-	-	-	**$783,000**

Expenditures	All Prior Actuals	2025/26	2026/27	2027/28	2028/29	2029/30	2030/31	Total
Construction	-	-	$783,000	-	-	-	-	$783,000
Total Expenditures	-	-	$783,000	-	-	-	-	**$783,000**
Operating Impacts			-	-	-	-	-	-

FUNDED | 6282 - FIRE STATION SECURITY UPGRADE

Project Number:	6282	**Theme / Category:**	Administrative Facilities
Year Initiated:	2026	**Project Manager:**	Christian Tran
Planned Completion Year:	2027	**Department:**	Fire Department
Project Type:	Distinct	**Fund:**	613 - Measure I GO Bond Projects Fund
Strategic Pillar	02 - Deliver and Enhance High Quality Efficient Services and Infrastructure		
Location	Fire Station 1 ,3, 4, and 8		

Project Description

This project funds security upgrades for Fire Stations 1, 3, 4, and 8, which includes electronic vehicle entry gates, enhanced fencing, and key cards for property entrance. These security enhancements will improve the safety of all employees, personal property, and City property. Remaining stations are already outfitted with additional security measures or have this addition slated to be completed during applicable renovations. Fire Station 1 has immediate security needs to be addressed prior to its planned renovation.

The need for security at these particular stations is in large part due to their surrounding areas, which have heavy foot traffic and frequently visited sites nearby, such as Central Park and Levi's Stadium. The order of priority for these security upgrades is Fire Station 8, Fire Station 3, Fire Station 4 and Fire Station 1.

Funding Sources

Measure I General Obligation Bond Proceeds

Funding Sources	All Prior Actuals	2025/26	2026/27	2027/28	2028/29	2029/30	2030/31	Total
Total Sources	-	-	$1,900,000	-	-	-	-	**$1,900,000**

Expenditures	All Prior Actuals	2025/26	2026/27	2027/28	2028/29	2029/30	2030/31	Total
Construction	-	-	$1,900,000	-	-	-	-	$1,900,000
Total Expenditures	-	-	$1,900,000	-	-	-	-	**$1,900,000**

Operating Impacts			-	-	-	-	-	-

FUNDED | 6283 - FIRE STATION 7 REPLACEMENT

Project Number:	6283	**Theme / Category:**	Administrative Facilities
Year Initiated:	2026	**Project Manager:**	Christian Tran
Planned Completion Year:	2030	**Department:**	Fire Department
Project Type:	Distinct	**Fund:**	613 - Measure I GO Bond Projects Fund
Strategic Pillar	02 - Deliver and Enhance High Quality Efficient Services and Infrastructure		
Location	Fire Station 7		

Project Description

Fire Station 7, which was constructed in 1971, no longer adequately meets the operational needs of the Fire Department. Modern fire station design standards include appropriate sleeping quarters and modern restroom facilities, which are absent in the current facility. In addition, the department's Wellness/Fitness Initiative necessitates properly equipped and dedicated fitness areas, as well as appropriate spaces for the decontamination and storage of personal protective equipment (PPE). The new facility will incorporate an optimized site orientation and building layout specifically designed to accommodate three apparatus bays and ten personnel. The station also suffers from significant deferred maintenance, including extensive termite damage to both the siding and the structural wood supports within the main living quarters. This project will fund a comprehensive evaluation of Fire Station 7. The project will be delivered in two phases. Phase 1 includes initial assessment, evaluation, and schematic design. Phase 2 is projected to start after the completion of Phase 1 and will include detailed design, bid and award, and construction.

Funding Sources

Measure I General Obligation Bond Proceeds

Funding Sources	All Prior Actuals	2025/26	2026/27	2027/28	2028/29	2029/30	2030/31	Total
Total Sources	-	$500,000	$3,500,000	-	-	-	-	**$4,000,000**

Expenditures	All Prior Actuals	2025/26	2026/27	2027/28	2028/29	2029/30	2030/31	Total
Construction	-	$500,000	$3,500,000	-	-	-	-	$4,000,000
Total Expenditures	-	$500,000	$3,500,000	-	-	-	-	**$4,000,000**
Operating Impacts			-	-	-	-	-	-

FUNDED | 6289 - FIRE STATION AND EMERGENCY RESPONSE PROJECTS CEA

Project Number:	6289	**Theme / Category:**	Administrative Facilities
Year Initiated:	2026	**Project Manager:**	Christian Tran
Planned Completion Year:	2030	**Department:**	Fire Department
Project Type:	Distinct	**Fund:**	613 - Measure I GO Bond Projects Fund
Strategic Pillar	02 - Deliver and Enhance High Quality Efficient Services and Infrastructure		
Location	Citywide		

Project Description

This funding is for the Contingency, Escalation & Administration for the Fire Stations and Emergency Response Projects funded by the Measure I General Obligation Bond.

Funding Sources

Measure I General Obligation Bond Proceeds

Funding Sources	All Prior Actuals	2025/26	2026/27	2027/28	2028/29	2029/30	2030/31	Total
Total Sources	-	-	$1,602,450	-	-	-	-	**$1,602,450**

Expenditures	All Prior Actuals	2025/26	2026/27	2027/28	2028/29	2029/30	2030/31	Total
Contingencies/Escalation	-	-	$1,068,300	-	-	-	-	$1,068,300
Administration	-	-	$534,150	-	-	-	-	$534,150
Total Expenditures	-	-	$1,602,450	-	-	-	-	**$1,602,450**
Operating Impacts			-	-	-	-	-	-

FUNDED | 6558 - MORSE MANSION MAINTENANCE & REPAIR

Project Number:	6558	**Theme / Category:**	Administrative Facilities
Year Initiated:	2019	**Project Manager:**	Ken Winland
Planned Completion Year:	Ongoing	**Department:**	Public Works
Project Type:	Ongoing	**Fund:**	539 - General Government
Strategic Pillar	02 - Deliver and Enhance High Quality Efficient Services and Infrastructure		
Location	Morse Mansion		

Project Description

The project covers routine maintenance and repair of the Morse Mansion on an annual basis. The routine maintenance and repair include walls, paint, plumbing, porch repair, and roof repair.

The budgeted amount in this CIP does not include major rehabilitation of the property. In 2017, a Condition Assessment & Preservation Plan for the Morse Mansion was completed and recommended major rehabilitation work for the entire building, which includes, but is not limited to: roof repair/replacement; mechanical, electrical, and plumbing upgrades; openings rehabilitation, which include windows, doors, and glazing; insulation and attic wiring replacement; landscaping and site restoration; major structural repair/replacement of foundation; front porch restoration; interior repairs and repainting; fencing work; parking and other ADA improvements; interior finishes work; termite repair; HVAC improvements; and structural members repair.

Funding Sources

Capital Projects Reserve – General Fund

Funding Sources	All Prior Actuals	2025/26	2026/27	2027/28	2028/29	2029/30	2030/31	Total
Total Sources	$324,827	$35,003	$50,000	$50,000	-	-	-	**$459,830**

Expenditures	All Prior Actuals	2025/26	2026/27	2027/28	2028/29	2029/30	2030/31	Total
Construction	$324,827	$35,003	$50,000	$50,000	-	-	-	$459,830
Total Expenditures	$324,827	$35,003	$50,000	$50,000	-	-	-	**$459,830**

Operating Impacts			-	-	-	-	-	-

FUNDED | FY27 TEMP 10 - FLEET SHOP RETROFIT

Project Number:	FY27 Temp 10	**Theme / Category:**	Administrative Facilities
Year Initiated:	2025	**Project Manager:**	Dan Sunseri
Planned Completion Year:	2031	**Department:**	Public Works
Project Type:	Distinct	**Fund:**	538 - Public Buildings
Strategic Pillar	02 - Deliver and Enhance High Quality Efficient Services and Infrastructure		
Location	Street Corp Yard - Fleet Shop		

Project Description

This project funds a feasibility/needs assessment of the City's Fleet Shop in the Street Corporation Yard to determine its retrofitting needs to meet the evolving compliance and regulatory requirements, industry standards, operational efficiencies, safety compliance, and the City's changing Fleet inventory. Based on the results of the study, a future project would be proposed.

Funding Sources

General Fund - Capital Project Reserves, utilities funds, Building Development Services Fund

Funding Sources	All Prior Actuals	2025/26	2026/27	2027/28	2028/29	2029/30	2030/31	Total
Total Sources	-	-	$175,000	-	-	-	-	**$175,000**

Expenditures	All Prior Actuals	2025/26	2026/27	2027/28	2028/29	2029/30	2030/31	Total
Construction	-	-	$25,000	-	-	-	-	$25,000
Engineering	-	-	$150,000	-	-	-	-	$150,000
Total Expenditures	-	-	$175,000	-	-	-	-	**$175,000**
Operating Impacts			-	-	-	-	-	-

UNFUNDED PROJECTS | ADMINISTRATIVE FACILITIES

6123 - Public Building Parking Lot Improvements

FY 2026/27	FY 2027/28	FY 2028/29	FY 2029/30	FY 2030/31	Five-Year CIP Total
-	-	$1,564,000	$2,932,500	$1,092,500	**$5,589,000**

The unfunded project reflects deferred preventative maintenance and rehabilitation needs at various City owned public parking lots that would be required to improve the pavement to be considered in a state of good repair. This project is funded in years 1 and 2, while the out years remain unfunded.

6138 - Repairs-Modifications to City Buildings

FY 2026/27	FY 2027/28	FY 2028/29	FY 2029/30	FY 2030/31	Five-Year CIP Total
-	-	$175,000	$175,000	$175,000	**$525,000**

This project covers general repairs and maintenance for the City Hall complex. Work includes items such as repairing, replacing, or upgrading building components, including tenant improvements and general maintenance. Some of the past projects have included carpet, furniture, electrical services, preventative maintenance, pest control, HVAC and other miscellaneous work. This project is funded in years 1 and 2, while the out years remain unfunded.

6139 - Repair to Historic Buildings

FY 2026/27	FY 2027/28	FY 2028/29	FY 2029/30	FY 2030/31	Five-Year CIP Total
-	-	$125,000	$125,000	$125,000	**$375,000**

This project includes the repair and maintenance of the City-owned historic buildings. These buildings include Headen Inman, Jamison Brown, Harris Lass, and Berryessa Adobe. Work includes items such as paint, plumbing, exterior maintenance, and electrical work. Continuing to fund this project will allow staff to identify and repair the items found on the property condition assessments. This project is funded in years 1 and 2, while the out years remain unfunded.

6140 - Triton Museum Repair and Modifications

FY 2026/27	FY 2027/28	FY 2028/29	FY 2029/30	FY 2030/31	Five-Year CIP Total
-	-	$35,000	$35,000	$35,000	**$105,000**

This project includes maintenance and repair of the Triton Museum on an annual basis. General repairs include items such as walls, paint, plumbing, electrical and roof repair. This CIP includes funding for routine maintenance and repair in years 1 and 2, only. The out years remain unfunded for both routine maintenance/repair.

6148 - City Hall HVAC Rehabilitation Project

FY 2026/27	FY 2027/28	FY 2028/29	FY 2029/30	FY 2030/31	Five-Year CIP Total
$5,290,000	-	-	-	-	**$5,290,000**

This project would provide funding to replace/rehabilitate the City Hall HVAC system, which includes central heating, central cooling, distribution system, and split system units. The HVAC system components vary in age; however, all of them are near the end of their useful life and need to be replaced as identified in the Facility Condition Assessment Report. The first phase of this project consists of evaluation of the existing HVAC system and preparing schematic design. Based on the result of the evaluation that would detail the impact to City Hall, staff will consider design and construction schedule for the project.

UNFUNDED PROJECTS | ADMINISTRATIVE FACILITIES

6158 - Stationary Standby Generators

FY 2026/27	FY 2027/28	FY 2028/29	FY 2029/30	FY 2030/31	Five-Year CIP Total
-	$4,140,000	$4,025,000	-	-	**$8,165,000**

The project would fund the replacement of standby emergency generators, automatic transfer switches, adding cam lock connectors and remote monitoring at various City locations where existing emergency power is already supplied. Many of the City's Stationary Emergency Standby Generators (standby generators) are over 25 years old and have reached the end of their useful life. As a result, the overall condition and reliability of the standby generator fleet has diminished. This project is funded through Phases I, II and III, while Phase IV and V remain unfunded. Phases IV and V include generator replacements for the Police and IT Departments, Fleet and Streets Maintenance shops and offices, the Triton Museum, and Gianera, Eastside and Westside Storm Pump Stations.

6184 - ADA Transition Plan Implementation (Public Buildings)

FY 2026/27	FY 2027/28	FY 2028/29	FY 2029/30	FY 2030/31	Five-Year CIP Total
$225,000	$1,200,000	$1,200,000	$3,450,000	$450,000	**$6,525,000**

The City is preparing an Americans with Disabilities Act (ADA) Self-Evaluation and Transition Plan Update for public buildings, parks, and public rights-of-way. The resulting Plan will identify improvements to address barriers to accessibility, methods for improving access, establish a timeline and costs for removing ADA barriers, and involve people with disabilities in the preparation of the Plan. The Plan will provide a strategic approach and tools for continued access improvements as the City implements its ADA Self-Evaluation and Transition Plan in the coming years. This project would implement improvements at public buildings and sites as identified in the plan. This project is partially funded from FY 2026/27 through FY 2028/29.

6191 - Electric Vehicle Charging (Fleet)

FY 2026/27	FY 2027/28	FY 2028/29	FY 2029/30	FY 2030/31	Five-Year CIP Total
-	-	$100,000	$800,000	$700,000	**$1,600,000**

This project would provide funding to comply with CARB's new regulation "Advanced Clean Fleet" (ACF) rule. This requires fleets to purchase zero emission vehicles when replacing their medium and heavy-duty fleet in 2024. This project provides for the planning, design, and construction of electric vehicle charging infrastructure required to service the City's existing and expanding electric vehicle fleet. This project is partially funded from FY 2026/27 through FY 2028/29, but the out years remain unfunded.

6558 - Morse Mansion Maintenance & Repair

FY 2026/27	FY 2027/28	FY 2028/29	FY 2029/30	FY 2030/31	Five-Year CIP Total
-	-	$50,000	$50,000	$50,000	**$150,000**

The project includes annual maintenance and repair of the Morse Mansion. General repairs include items such as walls, paint, plumbing, porch repair, roof repair, etc. This does not include renovation items identified in the property condition assessment completed in 2017, such as re-roofing of structures, window restoration, door restoration, mechanical and plumbing upgrades, siding restoration, insulation and attic wiring, landscaping and site restoration, foundation structural work, and front porch restoration. This project is funded in FY 2026/27 and FY 2027/28.

Five-Year CIP Total Unfunded Need: $28,324,000

Community Facilities

This page is intentionally left blank.

INTRODUCTION

The capital projects within the Community Facilities theme enhance the functionality and sustainability of many important city-owned facilities. These projects include construction, repair and renovation that are imperative for the City to promote safe, reliable, and adequate services while also providing a diverse range of library, parks, recreation, and open space opportunities to residents.

Funding Our Top Priorities

The projects included in the CIP were determined in accordance with both the City Council's Strategic Pillars and the budget priorities. The chart below illustrates the funding amount per Strategic Pillar within the Community Facilities category.

The five-year CIP Community Facilities budget totals $8.8 million. The CIP projects were prioritized by the following criteria:

Priority	Description
A	critical need mandated, emergency, or under construction
B	maintenance system reliability and/or ongoing operations
C	future system needs or future regulatory requirements
D	not critical, but achieve efficiencies and/or sustainability

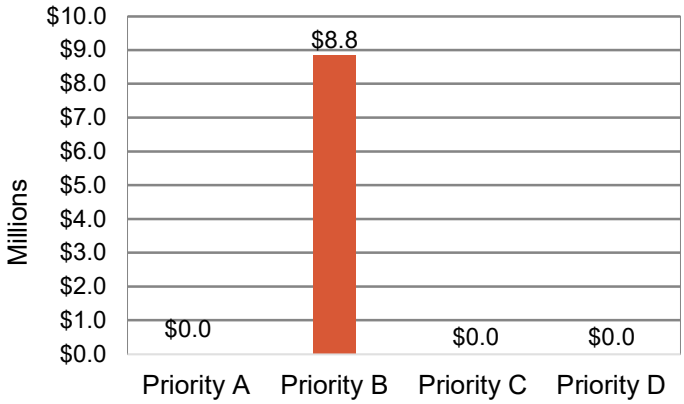

Project Highlights

Major projects in the Community Facilities category are detailed below.

General Obligation Bond Projects

This program includes several projects supported by the Measure I General Obligation Bonds, including the following that have funding in this CIP from the first tranche of projects:

- Renovation/Expansion of 3 Public Libraries
  - Central Library Restrooms & Access Control Redesign
  - Central Library Lighting Control System Replacement
  - Central Library Entry Auto Door System Replacement
  - Central, Mission, and Northside Libraries Renovation Design
- Community ISC Aquatic Facility Renovation/Replacement
  - Community ISC Aquatic Facility (Phase 1) (funding in FY 2025/26)
  - Community ISC Aquatic Facility (Phase 2)

Central Park Library – Carpet Replacement

This project replaces the carpeting in the public areas of the Central Park Library. It addresses a key maintenance need in one of the City's most heavily used public facilities, which welcomed 463,368 visitors in FY 2024/25. Given this high level of daily use, maintaining an attractive and welcoming environment is essential, and the carpet is a highly visible element that contributes to the library's appearance.

The existing carpet, last replaced in 2015, is heavily worn and visibly outdated. Replacement carpet tiles are no longer available, as the product line has been discontinued, limiting the City's ability to maintain or repair the flooring. Full replacement is therefore necessary to ensure continued upkeep and a positive visitor experience.

Central Park Library

Central Park Library

Central Park Library – Repaint Interior

This project addresses essential maintenance of public spaces at the Central Park Library. Given the high level of use of this library, it is important to maintain an attractive, well-maintained, and welcoming environment.

The project focuses on patching and repainting public areas, as the existing paint is original to the building, more than 20 years old, and visibly worn and faded in many locations. The deteriorated paint detracts from the appearance of an otherwise vibrant and well-used facility. As a highly visible community

space, this project is a priority to preserve the building's appearance and extend its service life as a valued community asset.

Future Projects Funded by Quimby and Mitigation Fee Act Revenues

The Parks & Recreation Department budgets capital projects based on the actual Quimby and Mitigation Fee Act (MFA) revenues received rather than projections on future collections, ensuring sufficient funding to support CIP projects. As a result, the CIP reflects a limited number of projects supported by available funding. Additional projects will be programmed in future years as funding becomes available.

Each year, 25% of Quimby and MFA fees collected, net of the 2% allocated to the Park Impact Fees Monitoring Project, is allocated to the Parkland Acquisition project to support future parkland acquisition and the City's long-term park service level goals.

To guide the allocation of remaining funds as revenues are received, the Parks & Recreation Department established the following funding strategies and project priorities:

Funding Strategies

1. Completion of Existing Projects
    a. Example: addressing construction cost increases (e.g., inflation) for projects that have not yet been awarded.
2. Federal, State, County, and Local Mandates
    a. Example: accessibility improvements for ADA compliance, clean and safe parks and playgrounds (Consumer Product Safety Commission Guidelines), County health requirements, building code upgrades, and engineering/facility condition assessments (based on age and condition).
3. Community Wide Service Area Facilities (serving the greatest number of residents)
    a. Example: Community Park North, Senior Center, and Central Park Master Plan projects.
4. Park In-Lieu Fee Program
    a. Example: project application review, facility condition assessment, land value appraisals, studies, furniture, fixtures, and equipment for developer-delivered parks.

In December 2025, the Department completed the draft Parks & Recreation Master Plan. Phase I (Years 1–5) of the three-phase implementation plan identifies approximately $185 million to $260 million in capital improvement needs. Future projects will be guided by the Master Plan, with funding priorities for park in-lieu fees determined based on project needs.

Future projects funded by Quimby and MFA revenues will consider the geographic areas in which fees are generated, consistent with nexus requirements, while balancing citywide park system needs.

Major Accomplishments

- The project to replace the concrete sidewalk between handicapped parking and the front of Central Park Library was completed in December 2025. The construction repaired the sinking and settling of the sidewalk, drainage issues, and ensured ADA compliant access for the disabled community.

- **International Swim Center (ISC) Renovation and Replacement** – The project is currently in the pre-construction phase. The Notice to Proceed was issued on March 16, 2026. The City also provided the Soil Management Plan in early March to support the contractor's building permit application.

International Swim Center

Financing Sources

General Fund (Capital Projects Reserve)
The General Fund Capital Projects Reserve is used to support the City's general capital projects.

Measure I General Obligation (GO) Bond Funding
On November 5, 2024, voters in the City of Santa Clara approved ballot Measure I, the Public Facilities and Infrastructure Bond Measure that authorized the issuance of $400 million of general obligation (GO) bonds. Of this amount, $78.5 million is allocated to projects within the Community Facilities theme, and $6.7 million is programmed in this CIP.

Operating Budget Impacts

Some projects may have operating impacts, depending on their final scope. The cost of operating renovated or expanded facilities or infrastructure will be incorporated into the operating budget in the fiscal year assets become operational once those costs are identified.

Unfunded Needs

As illustrated in the chart below, the total funding need for the Community Facilities program is approximately $58.8 million over the next five years. Of this amount, $8.8 million is funded, leaving $50.0 million in unfunded needs. The unfunded portion is primarily within the Parks & Recreation Department.

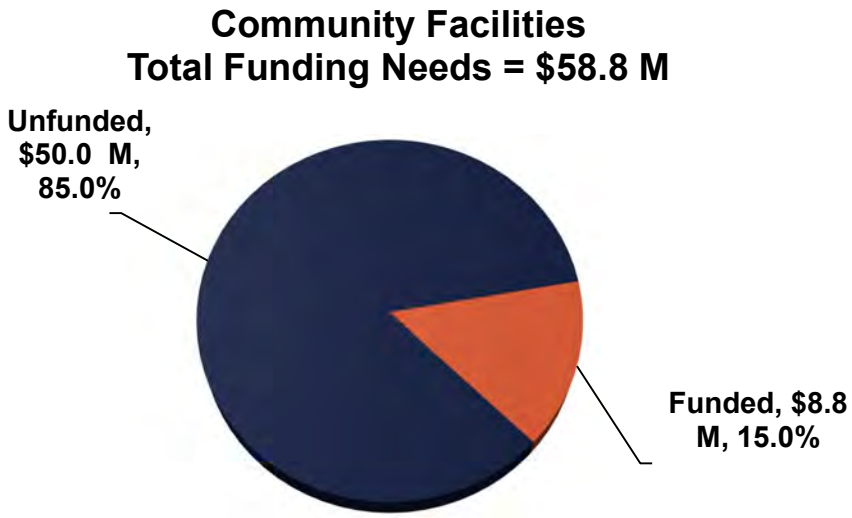

The graph below highlights the largest projects on the unfunded list in the Community Facilities category. For more project information, please see the Unfunded Projects – Community Facilities list at the end of this section.

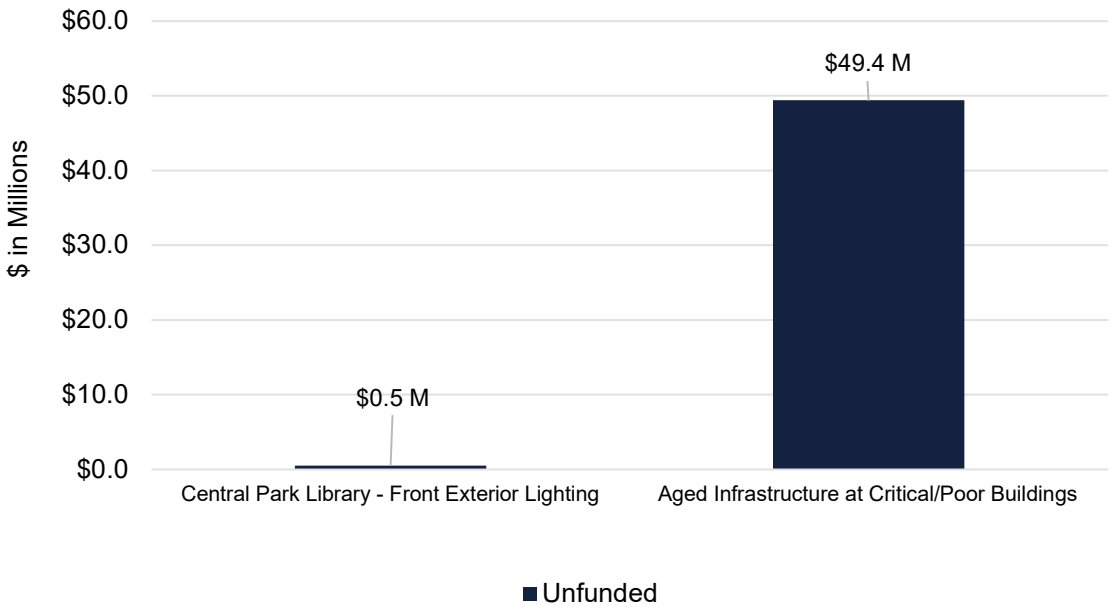

The unfunded Aged Infrastructure at Critical/Poor Buildings project addresses the remaining needs identified in the Facility Needs Assessment (Kitchell, 2018). While $49.4 million is identified as unfunded in this CIP, the actual cost is expected to exceed the currently identified unfunded amount due to several factors:

- It does not include enhancements to existing park and infrastructure offerings (it assumes a like-for-like replacement).
- Project delays may result in additional cost escalation.
- It does not factor in the need to expand capacity and parkland in line with population increases.

The total infrastructure need is also expected to be greater based on the draft Parks & Recreation Master Plan (December 2025), which provides more current information than the Kitchell report. As noted previously, Phase I (Years 1–5) of the three-phase implementation plan identifies approximately $185 million to $260 million in capital improvement needs, including facility expansions and renovations. New facilities are planned for the later phases of the master plan.

Looking ahead, unfunded needs may be supported through a combination of the park in-lieu fees, General Fund contributions, grants, user fees, and external partnerships and donations. Additional revenue sources may also be explored, including dedicated taxes, bond measures, and/or assessments.

FUNDED | PROJECTS BUDGETED COST SUMMARY

Community Facilities Project	2025/26	2026/27	2027/28	2028/29	2029/30	2030/31	Five-Year CIP Total
3102 - Facility Condition Assessment Update Project	$400,000	-	-	-	-	-	-
3103 - Senior Center Natatorium HVAC Project - Ph 1	$172,500	-	-	-	-	-	-
3104 - Lawn Bowls Improvements	$1,000,000	-	-	-	-	-	-
3134 - Electronic Access for Meeting Rooms	$381,212	-	-	-	-	-	-
3187 - Bowers Roof/Building Replacement Project	$1,466,934	-	-	-	-	-	-
3196 - ISC Renovation/Replacement-Ph1 (Non-Bond Funded)	$9,693,070	-	-	-	-	-	-
3197 - Parks Service Center Improvements	$949,054	-	-	-	-	-	-
3628 - Sarah E. Fox Memorial Mausoleum Repairs	$270,489	-	-	-	-	-	-
5044 - Remodel of Mission Branch Library	$2,839	-	-	-	-	-	-
5049 - Central Park Library Public Spaces	$28,626	-	-	-	-	-	-
5053 - Photovoltaic System Installation at the Northside Branch Library	$830	-	-	-	-	-	-
5055 - Central Park Library - Concrete Sidewalk Replacement	$115,652	-	-	-	-	-	-
5056 - Northside Branch Library - Automated Materials Handling System	$332,400	-	-	-	-	-	-
5057 - Central Park Library - Radio Coverage	$172,813	-	-	-	-	-	-
6250 - Community Aquatic Facility/ISC Renovation/Replacement (ISC Phase 1 only)	$22,200,000	-	-	-	-	-	-
6251 - Community ISC Aquatic Facility Renovation/Replacement (Phase 2)	-	$2,000,000	-	-	-	-	$2,000,000
6254 - Central Park Library Restrooms Remodeling & Access Control Redesign	-	$250,000	-	-	-	-	$250,000

FUNDED | PROJECTS BUDGETED COST SUMMARY

Community Facilities Project	2025/26	2026/27	2027/28	2028/29	2029/30	2030/31	Five-Year CIP Total
6255 - Central Park Library Lighting Control System Replacement	-	$250,000	-	-	-	-	$250,000
6256 - Central Park and Mission Libraries Main Entry Auto Door System Replacement	-	$200,000	-	-	-	-	$200,000
6257 - Central, Mission, and North Side Libraries Renovation Designs	-	$1,200,000	-	-	-	-	$1,200,000
6259 - Parks, Library, Senior Center & Aquatics Facilities CEA	$2,220,000	$2,793,750	-	-	-	-	$2,793,750
FY27 Temp 04 - Central Park Library - Carpet Replacement	-	-	-	$1,098,000	-	-	$1,098,000
FY27 Temp 12 - Central Park Library - Repaint Interior	-	-	-	$522,000	$522,000	-	$1,044,000
Total Community Facilities Projects	**$39,406,419**	**$6,693,750**	**-**	**$1,620,000**	**$522,000**	**-**	**$8,835,750**

FUNDED | 6251 - COMMUNITY ISC AQUATIC FACILITY RENOVATION/REPLACEMENT (PHASE 2)

Project Number:	6251	**Theme / Category:**	Community Facilities
Year Initiated:	2026	**Project Manager:**	Damon Sparacino
Planned Completion Year:	2027	**Department:**	Parks & Recreation
Project Type:	Distinct	**Fund:**	613 - Measure I GO Bond Projects Fund
Strategic Pillar	03 - Enhance Community Sports, Recreational and Arts Assets		

Location	Central Park - International Swim Center
Project Description	The Community ISC Aquatic Facility Renovation/Replacement Phase 2 project includes the preparation of schematic designs and construction documents, along with targeted facility improvements and construction. Rehabilitation efforts will focus on a new administrative building, repairing the existing bleachers and replacing the bleacher canopy, and implementing improvements to accessory buildings located on either side of the spectator seating.
Funding Sources	Measure I General Obligation Bond Proceeds

Funding Sources	All Prior Actuals	2025/26	2026/27	2027/28	2028/29	2029/30	2030/31	Total
Total Sources	-	-	$2,000,000	-	-	-	-	**$2,000,000**

Expenditures	All Prior Actuals	2025/26	2026/27	2027/28	2028/29	2029/30	2030/31	Total
Engineering	-	-	$2,000,000	-	-	-	-	$2,000,000
Total Expenditures	-	-	$2,000,000	-	-	-	-	**$2,000,000**

Operating Impacts			-	-	-	-	-	-

FUNDED | 6254 - CENTRAL PARK LIBRARY RESTROOMS REMODELING & ACCESS CONTROL REDESIGN

Project Number:	6254	**Theme / Category:**	Community Facilities
Year Initiated:	2026	**Project Manager:**	Lee Hagan
Planned Completion Year:	2027	**Department:**	Library Department
Project Type:	Distinct	**Fund:**	613 - Measure I GO Bond Projects Fund
Strategic Pillar	02 - Deliver and Enhance High Quality Efficient Services and Infrastructure		
Location	Central Park Library		

Project Description

This project provides design funding to renovate the public restrooms at Central Park Library as well as funding to redesign access control to strengthen security in the gallery at the front of the building.

The public restrooms on the first floor in the gallery and in the children's area, and on the second floor near the public elevator require renovation and redesign. Project goals include completing the design for the restrooms renovations and moving the gender-neutral restroom to the gallery near the front that will improve accessibility and allow for adequate custodial sink and closet access.

The scope for the access control renovation includes establishing a security system zone encompassing the gallery, community rooms and gallery restrooms area. This will allow for the security needed to secure the facility during after-hours use of the community room zone. Access control renovation may include needed updates to the gallery double doors, gate, access card reader panels and equipment for the community room doors that exit to the children's area.

The project will be completed in two phases, the first phase will start in FY 2026/27 and include building evaluation and schematic design; followed by a second phase to include detailed design, permits, bid & award, and construction. Funding for the second phase will be requested in the future based on the preliminary evaluation.

Funding Sources

Measure I General Obligation Bond Proceeds

Funding Sources	All Prior Actuals	2025/26	2026/27	2027/28	2028/29	2029/30	2030/31	Total
Total Sources	-	-	$250,000	-	-	-	-	**$250,000**

Expenditures	All Prior Actuals	2025/26	2026/27	2027/28	2028/29	2029/30	2030/31	Total
Construction	-	-	$250,000	-	-	-	-	$250,000
Total Expenditures	-	-	$250,000	-	-	-	-	**$250,000**

Operating Impacts			-	-	-	-	-	-

FUNDED | 6255 - CENTRAL PARK LIBRARY LIGHTING CONTROL SYSTEM REPLACEMENT

Project Number:	6255	**Theme / Category:**	Community Facilities
Year Initiated:	2026	**Project Manager:**	Lee Hagan
Planned Completion Year:	2027	**Department:**	Library Department
Project Type:	Distinct	**Fund:**	613 - Measure I GO Bond Projects Fund
Strategic Pillar	02 - Deliver and Enhance High Quality Efficient Services and Infrastructure		
Location	Central Park Library and Mission Branch Library		

Project Description

Central Park Library is a 145,000 sq.ft. facility, including a parking garage, which welcomed 463,368 visitors in FY 2024/25. The library utilizes a lighting control system to program and control interior and exterior lighting. This allows staff to program and schedule when lights turn on and off, supporting sustainability and energy savings. The lighting control system is over 10 years old. It has reached functional end-of-life, and the circuit boards and light switches used by this system are obsolete and no longer produced. This project supports the purchase of SmartTL software and programming, upper and lower motherboards for relay panels in the electrical rooms, and multiple light switches and data lines for installation throughout Central Park Library. It does not include the replacement of light fixtures, only the control panel, hardware and software required to operate and program existing lighting systems.

The project is necessary to ensure the continued operation of the lighting control system. Failure of the lighting control system would significantly impact daily operations. Light switches in the building would become inoperable, and staff would have to manually control facility lighting from four different locked electrical rooms located throughout the building multiple times per day. This would increase staff work, create scheduling challenges, increase utility costs and environmental impact due to loss of automatic programming functions, and reduce the cost-savings achieved through Strategic Energy Management (SEM) efforts.

Funding Sources Measure I General Obligation Bond Proceeds

Funding Sources	All Prior Actuals	2025/26	2026/27	2027/28	2028/29	2029/30	2030/31	Total
Total Sources	-	-	$250,000	-	-	-	-	**$250,000**

Expenditures	All Prior Actuals	2025/26	2026/27	2027/28	2028/29	2029/30	2030/31	Total
Construction	-	-	$250,000	-	-	-	-	$250,000
Total Expenditures	-	-	$250,000	-	-	-	-	**$250,000**
Operating Impacts			-	-	-	-	-	-

FUNDED | 6256 - CENTRAL PARK AND MISSION LIBRARIES MAIN ENTRY AUTO DOOR SYSTEM REPLACEMENT

Project Number:	6256	**Theme / Category:**	Community Facilities
Year Initiated:	2026	**Project Manager:**	Lee Hagan
Planned Completion Year:	2027	**Department:**	Library Department
Project Type:	Distinct	**Fund:**	613 - Measure I GO Bond Projects Fund
Strategic Pillar	02 - Deliver and Enhance High Quality Efficient Services and Infrastructure		
Location	Central Park Library and Mission Branch Library		

Project Description

This project will replace three automatic entry door systems that have reached the end of service life. The scope includes two systems at the Central Park Library and one system at the Mission Branch Library, ensuring continued accessibility and convenience for patrons. This project will also replace the sliding glass entry door system at the front entrance of Central Park Library (2-door system), the rear park-side entrance of Central Park Library, and the front entrance at Mission Branch Library.

Funding Sources

Measure I General Obligation Bond Proceeds

Funding Sources	All Prior Actuals	2025/26	2026/27	2027/28	2028/29	2029/30	2030/31	Total
Total Sources	-	-	$200,000	-	-	-	-	**$200,000**

Expenditures	All Prior Actuals	2025/26	2026/27	2027/28	2028/29	2029/30	2030/31	Total
Construction	-	-	$200,000	-	-	-	-	$200,000
Total Expenditures	-	-	$200,000	-	-	-	-	**$200,000**

Operating Impacts			-	-	-	-	-	-

FUNDED | 6257 - CENTRAL, MISSION, AND NORTH SIDE LIBRARIES RENOVATION DESIGNS

Project Number:	6257	**Theme / Category:**	Community Facilities
Year Initiated:	2026	**Project Manager:**	Lee Hagan
Planned Completion Year:	2027	**Department:**	Library Department
Project Type:	Distinct	**Fund:**	613 - Measure I GO Bond Projects Fund
Strategic Pillar	02 - Deliver and Enhance High Quality Efficient Services and Infrastructure		
Location	Central Park Library, Mission Branch Library, and Northside Branch Library		

Project Description

This project provides design planning for public space renovations recommended in the Library Facilities Master Plan for the Central Park Library, Mission Branch Library, and Northside Branch Library. The goal of the project is to identify those recommendations from the 20-year Facilities Master Plan and prepare actionable design plans with cost estimates. The project will be completed in two phases, the first phase will include building evaluation and schematic design; followed by a second phase to include detailed design, permits, bid & award, and construction. Funding for the second phase will be requested in the future based on the preliminary evaluation.

Funding Sources

Measure I General Obligation Bond Proceeds

Funding Sources	All Prior Actuals	2025/26	2026/27	2027/28	2028/29	2029/30	2030/31	Total
Total Sources	-	-	$1,200,000	-	-	-	-	**$1,200,000**

Expenditures	All Prior Actuals	2025/26	2026/27	2027/28	2028/29	2029/30	2030/31	Total
Construction	-	-	$1,200,000	-	-	-	-	$1,200,000
Total Expenditures	-	-	$1,200,000	-	-	-	-	**$1,200,000**
Operating Impacts			-	-	-	-	-	-

FUNDED | 6259 - PARKS, LIBRARY, SENIOR CENTER & AQUATICS FACILITIES CEA

Project Number:	6259	**Theme / Category:**	Community Facilities
Year Initiated:	2026	**Project Manager:**	Lee Hagan
Planned Completion Year:	2030	**Department:**	Parks & Recreation
Project Type:	Distinct	**Fund:**	613 - Measure I GO Bond Projects Fund
Strategic Pillar	02 - Deliver and Enhance High Quality Efficient Services and Infrastructure		
Location	Citywide		

Project Description

This funding is for the Contingency, Escalation & Administration for the Parks, Library, Senior Center and Aquatics Facilities Projects funded by the Measure I General Obligation Bond.

Funding Sources

Measure I General Obligation Bond Proceeds

Funding Sources	All Prior Actuals	2025/26	2026/27	2027/28	2028/29	2029/30	2030/31	Total
Total Sources	-	$2,220,000	$2,793,750	-	-	-	-	**$5,013,750**

Expenditures	All Prior Actuals	2025/26	2026/27	2027/28	2028/29	2029/30	2030/31	Total
Contingencies/Escalation	-	$2,220,000	$1,122,500	-	-	-	-	$3,342,500
Administration	-	-	$1,671,250	-	-	-	-	$1,671,250
Total Expenditures	-	$2,220,000	$2,793,750	-	-	-	-	**$5,013,750**
Operating Impacts			-	-	-	-	-	-

FUNDED | FY27 TEMP 04 - CENTRAL PARK LIBRARY - CARPET REPLACEMENT

Project Number:	FY27 Temp 04	**Theme / Category:**	Community Facilities
Year Initiated:	2026	**Project Manager:**	Lee Hagan
Planned Completion Year:	2029	**Department:**	Library Department
Project Type:	Distinct	**Fund:**	537 - Library
Strategic Pillar	02 - Deliver and Enhance High Quality Efficient Services and Infrastructure		

Location Central Park Library

Project Description

This project replaces the carpeting in the public areas of the Central Park Library. It addresses a key maintenance need in one of the City's most heavily used public facilities, which welcomed 463,368 visitors in FY 2024/25. Given this high level of daily use, maintaining an attractive and welcoming environment is essential, and the carpet is a highly visible element that contributes to the library's appearance.

The existing carpet, last replaced in 2015, is heavily worn and visibly outdated. Replacement carpet tiles are no longer available, as the product line has been discontinued, limiting the City's ability to maintain or repair the flooring. Full replacement is therefore necessary to ensure continued upkeep and a positive visitor experience.

Funding Sources General Fund - Capital Project Reserve

Funding Sources	All Prior Actuals	2025/26	2026/27	2027/28	2028/29	2029/30	2030/31	Total
Total Sources	-	-	-	-	$1,098,000	-	-	**$1,098,000**

Expenditures	All Prior Actuals	2025/26	2026/27	2027/28	2028/29	2029/30	2030/31	Total
Contingencies/Misc	-	-	-	-	$162,700	-	-	$162,700
Engineering	-	-	-	-	$935,300	-	-	$935,300
Total Expenditures	-	-	-	-	$1,098,000	-	-	**$1,098,000**

Operating Impacts			-	-	-	-	-	-

FUNDED | FY27 TEMP 12 - CENTRAL PARK LIBRARY - REPAINT INTERIOR

Project Number:	FY27 Temp 12	**Theme / Category:**	Community Facilities
Year Initiated:	2026	**Project Manager:**	Lee Hagan
Planned Completion Year:	2029	**Department:**	Library Department
Project Type:	Distinct	**Fund:**	537 - Library
Strategic Pillar	02 - Deliver and Enhance High Quality Efficient Services and Infrastructure		
Location	Central Park Library		

Project Description

This project addresses essential maintenance of public spaces at the Central Park Library, one of the City's most heavily used public facilities, which welcomed 463,368 visitors in FY 2024/25. Given this high level of use, it is important to maintain an attractive, well-maintained, and welcoming environment.

The project focuses on patching and repainting public areas, as the existing paint is original to the building, more than 20 years old, and visibly worn and faded in many locations. The deteriorated paint detracts from the appearance of an otherwise vibrant and well-used facility. As a highly visible community space, this project is a priority to preserve the building's appearance and extend its service life as a valued community asset. Work will be limited to public areas and will not include staff-only spaces.

Funding Sources

General Fund - Capital Project Reserve

Funding Sources	All Prior Actuals	2025/26	2026/27	2027/28	2028/29	2029/30	2030/31	Total
Total Sources	-	-	-	-	$522,000	$522,000	-	**$1,044,000**

Expenditures	All Prior Actuals	2025/26	2026/27	2027/28	2028/29	2029/30	2030/31	Total
Contingencies/Misc	-	-	-	-	$85,008	$85,008	-	$170,016
Engineering	-	-	-	-	$436,992	$436,992	-	$873,984
Total Expenditures	-	-	-	-	$522,000	$522,000	-	**$1,044,000**

Operating Impacts			-	-	-	-	-	-

UNFUNDED PROJECTS | COMMUNITY FACILITIES

FY27 Temp 03 - Central Park Library - Tackable Walls - Acoustic Panels					
FY 2026/27	FY 2027/28	FY 2028/29	FY 2029/30	FY 2030/31	Five-Year CIP Total
$39,500	-	-	-	-	**$39,500**

This project replaces the tackable walls-acoustic panels in Central Park Library's public community rooms and addresses ongoing upkeep needs at one of the City's most heavily used facilities. Given this high level of use, it is important to maintain an attractive and welcoming environment.

A priority improvement identified for its significant visual impact and relatively low cost is the replacement of the tackable wall and acoustic panels in the two community rooms, which are frequently used for storytimes, community meetings, and other public programs. These panels support the display of artwork and signage while also helping to reduce sound transfer between adjacent rooms during high-volume programming such as storytimes.

The existing panels are heavily worn and badly stained, resulting in a noticeably deteriorated appearance. Replacing them will provide an affordable and effective way to refresh the space and improve the experience for parents, children, and community members who use these rooms.

FY27 Temp 05 - Central Park Library - Front Exterior Lighting					
FY 2026/27	FY 2027/28	FY 2028/29	FY 2029/30	FY 2030/31	Five-Year CIP Total
$69,000	$460,000	-	-	-	**$529,000**

This project replaces the exterior lighting at the front of Central Park Library. The existing exterior lighting consists of recessed ground fixtures. These fixtures have been repeatedly damaged due to water intrusion and, according to manufacturer feedback, were never intended to last more than five years. They have not been replaced since their original installation over 20 years ago, and declining performance has resulted in insufficient lighting to support appropriate security levels. Currently, 47 fixtures are non-functional. As this area serves as both the main entrance to the library and a primary entrance to Central Park, adequate lighting is necessary to ensure public safety.

The project scope includes the replacement of the existing recessed ground fixtures with above-ground lighting along the library frontage and entrance driveway. A lighting design will guide selection of cost-effective and durable fixtures that provide adequate safety and complement the building's exterior architecture. The scope also includes decommissioning the existing fixtures, installing new wiring, purchasing and installing overhead lighting, and restoring affected pavement areas. The project scope included a photometric study to identify areas requiring additional lighting along the frontage and in the drive aisles of the Homestead parking lots. Other areas are not included in the scope.

UNFUNDED PROJECTS | COMMUNITY FACILITIES

FY27 Temp 24 - Aged Infrastructure at Critical/Poor Buildings					
FY 2026/27	**FY 2027/28**	**FY 2028/29**	**FY 2029/30**	**FY 2030/31**	**Five-Year CIP Total**
-	-	-	-	$49,434,406	**$49,434,406**

In September 2013, the City Council adopted a goal to “enhance community sports and recreational assets.” Since then, the City of Santa Clara has committed to providing measurable play value in inclusionary, environmentally sustainable, age-friendly Parks & Recreation facilities for all residents

The City’s 2018 Facility Condition Assessment Report (Kitchell) analyzed all park sites and buildings and established a 20-year like for like renewal/replacement schedule (no expansion). This project addresses the years 2027 to 2031 and takes into consideration projects that have already been completed.

The project would address deficiencies at 37 sites, including the joint use Mission City Center for the Performing Arts on Santa Clara Unified School District property. With the passage of Measure I, $18 million in General Obligation Bond funding will be allocated towards improvements to aging parks and facilities in the future. The remaining needs are unfunded and will require further evaluation through other funding sources, such as park in-lieu fees.

Five-Year CIP Total Unfunded Need:	**$50,002,906**

This page is intentionally left blank.

Convention Center

This page is intentionally left blank.

INTRODUCTION

The Santa Clara Convention Center is strategically located in the heart of Silicon Valley, a prime location for conventions, trade shows and exhibitions that attract over 350,000 visitors annually. It features 100,000 square feet of exhibit space, a 22,400 square foot ballroom, 31 breakout rooms and a 607-seat theater. The facility is an integral economic component of Santa Clara, generating economic benefits through attendee direct and indirect spending and sustaining over 500 local jobs. The Convention Center is managed and operated by OVG360 (Oak View Group acquired Global Spectrum, L.P. (Spectra)).

The Convention Center's Capital Improvement Program (CIP) is managed by OVG360 and is comprised of projects focused on the maintenance, repair, renovation or replacement of existing systems and infrastructure including, but not limited to HVAC, façade and aesthetic improvements, and technological advancements.

The Convention Center CIP projects were initially funded in FY 2019/20. A total of $4.15 million was allocated to support 13 projects ($1.15 million capital investment from OVG360 and $3.0 million capital investment from the City). In addition, $1.5 million was transferred from the Convention Center Operating Fund in FY 2025/26 to fund the exterior painting, the replacement of the cooling tower, and the installation of drop ceilings to address fire sprinkler protection deficiencies. Several of the projects, including installation of new HVAC A/C units, lobby roof assessment and repair (glass pyramids), updated security system and cameras, installation of new carpet and polished flooring and repaint of the Center's interior have been completed.

OVG360 identified five-year capital needs totaling $10.4 million which remains unfunded in this CIP.

Project Highlights

Major projects in the Convention Center category are detailed below.

Updated Industrial Kitchen Space

The main kitchen and Mission Kitchen have been updated to reflect a new modern layout and final finishes are still underway. Funding for these updates is included in existing appropriations which cover updating the kitchen corridor and preparation area. New equipment has been also added to the Mission Kitchen for the transformation into a fully functioning pastry kitchen with the inclusion of a client tasting area and teaching kitchen space. The main kitchen was updated with a blast chiller, large walk-in refrigerator, ice machine, updated flooring, and walls to enhance staff safety and efficiency.

Major Accomplishments

Façade Improvements to Modernize Convention Center

The Convention Center has been further enhanced with completed upgrades to the exterior façade of the Convention Center buildings. The exterior structure presented prominent signs of extensive fading, resulting from years of exposure to environmental factors, adverse weather conditions and staining. As part of this effort to modernize the look, the project included a deep cleaning and power washing of the entire exterior façade areas, including the front entrance and the pyramid glass areas to remove visible dirt and grease built up. Following the deep cleaning, the front buildings were completed with a new fresh paint palette, stucco improvements, and work on the exterior columns.

The second phase of the project includes the repainting of exterior areas including the rear entrance of the venue and the loading dock. The goal is to refresh the back areas of the Center to match the façade of new paint and stucco work to fully complete the modern contemporary look of the Center. In addition, the project will fund a complete assessment for any recommended repairs, replacement, and waterproofing of sections of tiles, pavers and concrete at the Center's front exterior doors and second floor exterior walkways.

Interior Upgrades to Flooring

The project funded the refresh of the Convention Center's front lobby terrazzo floor. The existing floor was in major need of repairs to cracks, resurfacing, polishing and protectant seal for a 25,000 square feet area. The improvements consisted of removing adhesive stains, floor striping and finishing with a new polished floor. In addition, interior upgrades included the deep cleaning and extraction of interior carpet areas in primary guest facing sections. This project restored the carpet to pristine conditions to refresh the areas.





HVAC Chilled Water System and Cooling Tower

A condition assessment found that the Convention Center's cooling tower system has majorly deteriorated with age. The primary function of the cooling tower is to dissipate the heat absorbed by the chilled water system. As the cooling tower is the most critical piece of the Heating, Ventilation and Air Conditioning (HVAC) system, it is a critical capital project to ensure the ability to properly provide sufficient air conditioning to the entire building. This project, funded in FY 2025/26, is underway.

Financing Sources

Convention Center Enterprise Fund
The City will determine the availability of funding to support capital projects based on annual net income generated in the Convention Center Enterprise Fund.

General Fund (Capital Projects Reserve)
In FY 2019/20, the General Fund contributed $3.0 million for capital improvements. Future General Fund contributions may be necessary to address critical needs.

OVG360 Capital Contribution
In FY 2019/20, Spectra invested $1.15 million for capital improvements and repairs as part of the Management Agreement. For FY 2024/25, OVG360 will invest an additional $0.5 million for capital investments, in accordance to the City's extension agreement.

Levy Capital Contribution
In FY 2020/21 and FY 2021/22, Levy invested $0.3 million and $1.76 million, respectively, for capital improvements and repairs as part of the Food and Beverage Services Agreement. Levy's investment will focus on updates to the kitchens and public spaces.

Operating Budget Impacts

The project within the Convention Center category is not expected to have additional operating and maintenance costs.

Unfunded Needs

As highlighted in the chart below, $10.4 million is needed to support the Convention Center program, all of which remains unfunded. Unfunded projects include various upgrades to the Convention Center building equipment as well as exterior modifications (e.g., boiler replacement; outdoor marquee; replacement of electrical switch gear; repairs to concrete and the second floor terrace; upgrades to the HVAC software; and replacement of loading dock levers). The City will determine the availability of future funds and allocations based on annual net income generated in the Convention Center Enterprise Fund.

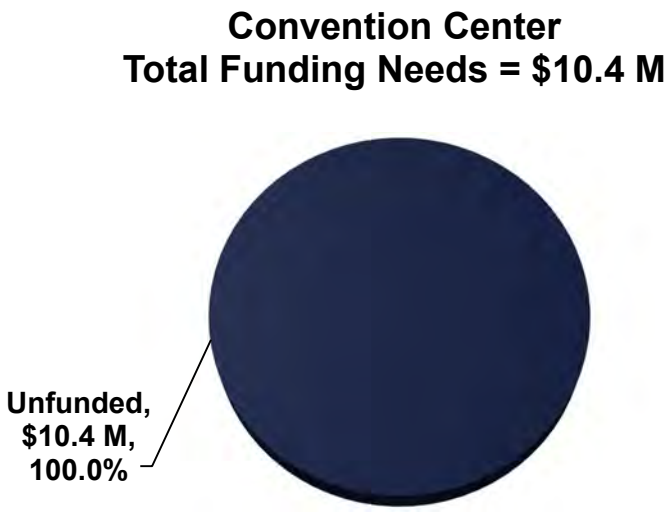

FUNDED | PROJECTS BUDGETED COST SUMMARY

Convention Center Project	2025/26	2026/27	2027/28	2028/29	2029/30	2030/31	Five-Year CIP Total
8101 - Santa Clara Convention Center Condition Assessment Repair	$4,099,630	-	-	-	-	-	-
Total Convention Center Projects	**$4,099,630**	-	-	-	-	-	-

UNFUNDED PROJECTS | CONVENTION CENTER

8101 - Santa Clara Convention Center Condition Assessment Repair					
FY 2026/27	FY 2027/28	FY 2028/29	FY 2029/30	FY 2030/31	Five-Year CIP Total
$4,282,575	$2,100,278	$1,960,561	$1,720,061	$332,935	**$10,396,410**

The unfunded portion of this project reflects various upgrades to the Convention Center building equipment as well as exterior modifications. Of the building equipment upgrades, the major items include the replacement of boilers, tile pavers at the front entrance and second floors, HVAC duct work and water pumps and plumbing upgrades, and various maintenance equipment (e.g., carpet extractor, new floor burnisher and scrubber). Additionally, the unfunded portion includes the replacement costs of the Convention Center's Exhibit Hall furniture, lighting control system, upgrades to the Center's fire protection system and upgrades to the 2-way radios. The exterior modifications that are unfunded include the outdoor marquee and the building's exterior paint on the docks and back area.

Five-Year CIP Total Unfunded Need:	**$10,396,410**

Electric Utility

This page is intentionally left blank.

INTRODUCTION

The projects within the Electric Utility theme all serve to maintain and upgrade electric generation, transmission and distribution facilities, equipment, and technology to meet the mission of the Electric Department, doing business as Silicon Valley Power (SVP), to be a progressive, service-oriented utility, which offers reliable and competitively priced services for the benefit of the City and its customers.

Electric Utility Infrastructure FY 2025/26	
Miles of Distribution Lines	579
Miles of Transmission Lines	62
Number of Meters	60,811
Number of Streetlights	8,442
Number of Substations	33
Number of Customer Accounts	62,431

Funding Our Top Priorities

The projects included in the five-year CIP are estimated to cost $739.4 million and were determined in accordance with both the City Council's strategic pillars and the budget priorities. Each year, SVP performs a system impact study that identifies and confirms capital improvement projects needed to support anticipated system growth and to replace end-of-life equipment to ensure system reliability. The following chart depicts the total funding in the Electric Utility program by strategic pillar. While all of SVP's capital projects are classified as infrastructure projects, SVP's activities also promote sustainability and environmental protection. In addition to the City Council's strategic pillars, the projects are planned with a focus on SVP's goals including "to be a strategically driven organization with a focus on our performance as an energy services supplier" (SVP Strategic Plan 2018) and SVP's ongoing focus on "providing customers with affordable and reliable service while meeting state and local goals for greenhouse gas reduction" (SVP Integrated Resource Plan 2023).

These CIP projects were prioritized by the following criteria:

Priority	Description
A	critical need mandated, emergency, or under construction
B	maintenance system reliability and/or ongoing operations
C	future system needs or future regulatory requirements
D	not critical, but achieve efficiencies and/or sustainability

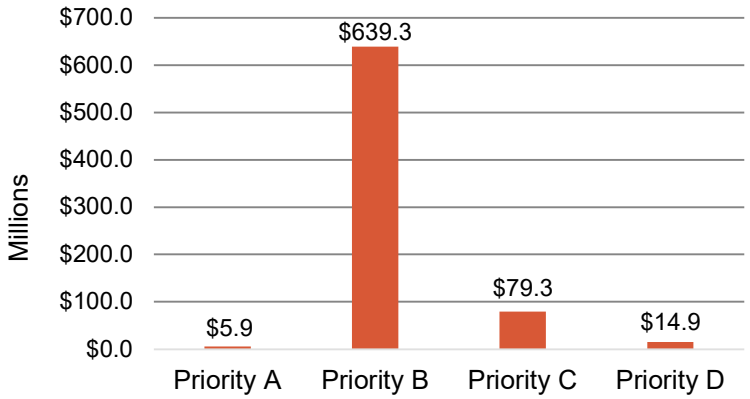

Project Categories

Enhancement Projects

Enhancement Projects consist of rebuilding, remodeling, renovating, and adding additional capacity or reliability capabilities. SVP plans to increase system capacity and reliability to the transmission and distribution system by completing several projects including: rebuilding and replacing two receiving stations (Kifer Receiving Station and Scott Receiving Station), expanding the Northern Receiving Station (NRS), adding feeders at Fairview Substation; constructing several 12kV undercrossings; upgrading the equipment at NRS to accommodate a third 230kV transmission line coming into the facility; rebuilding Agnew Substation and expanding Palm Substation to support additional load growth; upgrading/reconfiguring the Northwest and South loops; and reconductoring the Walsh to Uranium, Duane to Scott, and Northwest to Zeno substation lines. Projects in this category are funded using customer service charges, load development fees, developer contributions, proposed debt financing, and public benefits charges.

Major Maintenance Projects

Major Maintenance Projects include the upkeep of property or equipment. This work is performed on a scheduled basis and includes major engine overhauls at two power plants (Donald Von Raesfield [DVR] and Gianera), generation betterments, substation betterments, and miscellaneous street lighting projects. Distinct maintenance projects include the procurement of an additional spare engine at DVR and the development of a more resilient spare equipment program for high voltage transformers. At the Utilities Corporation Yard, SVP is repaving large sections of the grounds and continuing to pursue various facility improvement opportunities. Projects in this category are funded using customer service charges.

New Construction Projects

New construction projects include site preparation and construction for entirely new structures and/or significant extensions to existing structures. New business and fiber work is requested by current and prospective customers for expansions and various infrastructure repairs and modifications. SVP plans to reconstruct Homestead Substation which has been in service for over 45 years, construct a new distribution substation (Esperanca) to support additional load growth, build a new 115kV transmission line and a new 60kV transmission loop (Loop 1) between NRS and KRS, and construct six new customer dedicated substations - Laurelwood, San Tomas

Junction, Stender Way Junction, Memorex Junction, Freedom Circle Junction, and Bowers Avenue Junction. The need for new substations is driven by ongoing development, with dedicated substations supporting the growing demands of expanding data centers and other large commercial facilities. With the growing data center business, load growth is expected to increase due to higher customer demand. This category is funded using a combination of developer contributions, load development fees, transfers from other funds, fiber revenue, and customer service charges depending on the nature of work.

Other Projects

This category includes unique projects that do not necessarily fit within the other categories, primarily consisting of new initiatives in the electric utility environment. These projects include carbon reduction through battery implementation and a utility scale battery energy storage system. SVP is partnering with several City departments to provide resiliency to their systems with battery backup generation during emergencies and opportunities to decrease operational and energy costs associated with diesel generator run-times. These projects are primarily funded using restricted revenues such as low carbon fuel revenue and public benefit funds. Overall, these innovative battery projects will be a showcase in supporting City operations and the business needs of the community.

Technology projects are also included in this category. The Operations and Planning Technology project includes installation of several new software applications. The remaining technology projects will support the cybersecurity master plan as well as additional workflow processing, monitoring, and network infrastructure. Due to aging equipment and several recent reliability issues in the communications system, SVP has scheduled an assessment to evaluate the replacement of the Substation Control and Communication System. These projects are funded using customer service charges.

In addition, this category includes system impact studies as part of the System Capacity Planning and Analysis project. These system impact studies will determine the feasibility of new projects connecting to the Bulk Electric System (BES). These projects are funded using developer contributions.

The following is a breakdown of projects by category:

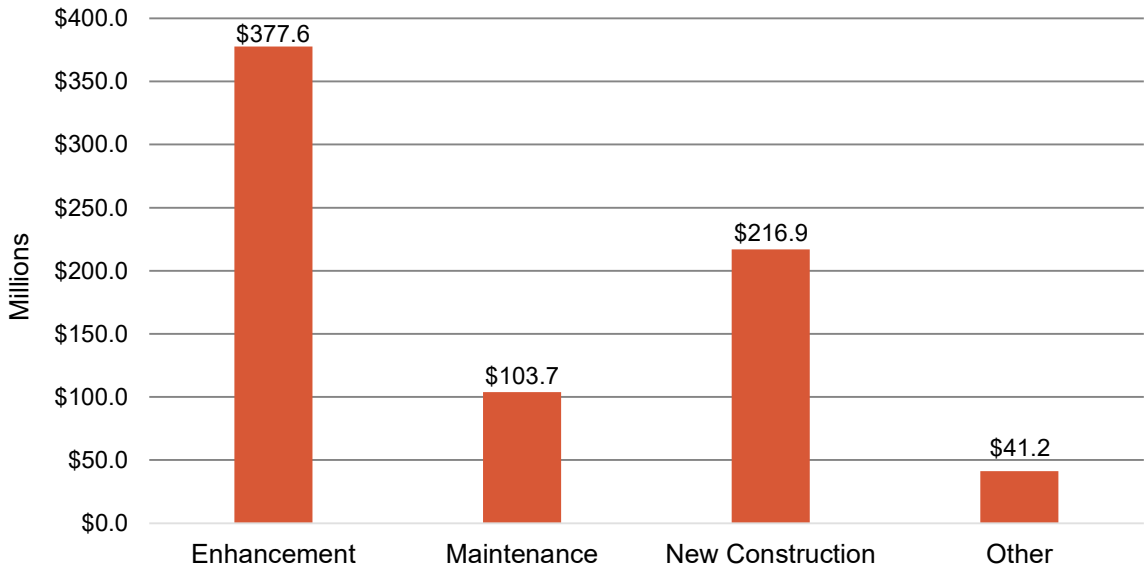

Project Highlights

Major projects in the Electric Utility theme are detailed below.

Great America Street Light Replacement Project

The Great America Street Light Replacement project replaces deteriorated steel square street light poles and high-pressure sodium luminaires along Tasman Drive and Great America Parkway with new aluminum round tapered poles and energy-efficient LED luminaires. The scope includes installation of new reinforced concrete foundations and re-wiring of existing street-lighting circuits to balance electrical loading across power sources. Approximately 110 street lights on Tasman Drive and 170 street lights on Great America Parkway will be upgraded. The new LED fixtures will be installed at optimized mounting heights to improve roadway and pedestrian illumination while supporting the City's modernization, energy-efficiency, and sustainability objectives.

Northwest Loop Capacity Upgrade

An existing 60kV overhead transmission line is being upgraded with higher capacity conductor to accommodate load growth along the Northwest Loop. The project includes two sections: one along San Tomas Aquino Creek from the Northern Receiving Station to the Mission Substation underground line at Great America and another along Space Park Drive and Scott Boulevard from Scott Receiving Station to Central Substation. The project will replace (reconduct) approximately 2.62 miles of an overhead 60kV line and add approximately 137 MVA of capacity to the Northwest Loop.

Spare Equipment Strategy and Procurement

This multi-year program improves reliability by creating a ready-to-use fleet of spare substation transformers. The project includes rebuilding four existing 60/12 kV transformers and purchasing one new transformer to serve as a dedicated spare for Duane Substation. Work involves refurbishing key components, testing, transporting, and preparing all units for quick installation when needed. By having these spares available, the program helps reduce outage times and risks associated with equipment failures, while also addressing aging infrastructure and long replacement lead times. Overall, it supports safer, more reliable service and strengthens system resiliency.

CAISO 3rd 230kV Transmission Line into NRS

To support the California Independent System Operator's (CAISO) proposed new 230kV transmission line into Northern Receiving Station (NRS) by 2030, this project expands SVP's 230kV and 115kV facilities at NRS and SVP Switching Station (SSS). Work at NRS includes adding two new 230kV bays, installing a new 230/115kV 560 MVA transformer, relocating an existing 115kV line, upgrading 115kV breakers from 63kA to 80kA, and expanding protection and control systems. At SSS, the project includes adding or upgrading phase shifting transformers and improving the existing 230kV line between NRS and SSS to meet a 1,000 MW capacity requirement. These upgrades address forecasted system overloads, improve reliability, and support increasing power demand.

DVR Spare Engine Procurement Project

SVP plans to procure an additional GE LM6000 gas turbine to improve reliability at the Donald Von Raesfeld Power Plant (DVR) and reduce the risk of service disruptions. DVR operates with two installed turbine bays and three total engines, with one spare rotated into service when an operating unit is removed for scheduled maintenance. Longer repair times and industry-wide delays in obtaining turbine parts have increased risk when only one spare is available. Procuring an additional engine will reduce operational risk, improve flexibility to manage maintenance and forced outages, and strengthen overall system reliability during peak demand periods.

Scott Receiving Station (SRS) Rebuild and Replacement

The Scott Receiving Station (SRS) was first constructed in 1975 and last upgraded in 2002. SVP's Near-Term Growth plan includes a recommendation to reconstruct SRS to serve additional load and maintain system reliability. This project includes replacing Scott Receiving Station with an Air Insulated Switchgear (AIS) substation within the existing station site and will include the installation of two energized 336 MVA 115/60kV power transformers, with accommodations for one future spare 336MVA 115/60kV power transformer. Transmission lines will be relocated for the existing 115kV and 60kV lines (South, Center, East, and Northwest Loop) to the new AIS substation. The SRS site will be designed for up to three (3) power transformers and include a breaker and half bus arrangement.

Kifer Receiving Station (KRS) Rebuild and Replacement

The Kifer Receiving Station (KRS) was first constructed by PG&E in 1955 and purchased by the Electric Department in 1972. It has reached the end of its useful life. SVP's Near-Term Growth plan includes a recommendation to reconstruct KRS to serve additional load and maintain system reliability. This project includes replacing KRS with an Air Insulated Switchgear (AIS) substation within the existing site and will include the installation of two energized 336 MVA 115/60kV power transformers with accommodations for one future spare 336MVA 115/60kV power transformer. Transmission lines will be relocated for the existing 115kV and 60kV lines (South, Center, Northeast, and East Loop) to the new AIS substation. The KRS site will be designed for up to three (3) power transformers and will include a breaker and half bus arrangement.

NRS Upgrades and Expansion

The Northern Receiving Station was constructed in 2002. SVP's Near-Term Growth plan includes a recommendation to reconstruct NRS to serve additional load and maintain system reliability. This expansion will use available space within the existing station site to increase station reliability and capacity by installing additional

transformers and reconfiguring/expanding the 60kV, 115kV, and 230kV buses and associated Air Insulted Switchgear (AIS). The current capacity of the existing station will be significantly upgraded with the installation of 115kV, and 230kV bus and AIS improvements to Double-Bus Double-Breaker (DBDB) configurations. The expansion will include up to three 336MVA 115kV/60kV power transformers and two 560MVA 230kV/115kV power transformers. Other work includes affected protection and control relay panels within the existing control enclosures and improvements or infrastructures necessary to facilitate the connection of future 60kV, 115kV, and 230kV transmission lines.

Major Accomplishments

Storm Water Compliance

The utility initiated a storm water compliance project at the utilities corporation yard to construct a dedicated storage and containment area for wood-treated utility poles. The project included installation of elevated storage racks, bollards, a beamed and covered containment structure, and a treatment system designed to capture and treat storm water prior to discharge into the storm drain network. Construction commenced in June 2023 and was completed in July 2024, with work including foundation installation, concrete slab pours, drainage improvements, and asphalt restoration. This project brings the facility into compliance with storm water regulations and best management practices and ensures long-term protection of the storm drain system.

Memorex Junction Substation

Memorex Junction Substation was completed and energized in October 2024. This new substation provides 40 MVA of permanent electric service to a single customer and consists of providing 60kV service directly to the customer's step-down power transformers and metering equipment. SVP owns and operates incoming and outgoing transmission line connections, the substation 60kV switchyard, and an outdoor control enclosure which was designed, tested, and commissioned in accordance with the City's standards.

Electric Yard Buildings and Grounds

The utility undertook a general improvement project at the utilities corporation yard to modernize facilities originally built in the late 1960s. The general facility upgrades were completed in August 2024 and include a new ADA-compliant women's restroom with associated fire alarm modifications and a new HVAC system to improve climate control for the computer and server room. These improvements ensure compliance with accessibility and safety standards, replace end of life equipment, and enhance operational reliability at the corporation yard.

Replace Balance of Plant Control System

Upgrades to the Distributed Control System (DCS) at the Donald Von Raesfeld (DVR) power plant and the replacement of the DCS and Automatic Voltage Regulators (AVR) at the Gianera power plant were completed in March 2025. A DCS is a computerized control system that contains autonomous controllers and remote instrumentation to centralize plant operations. Three replacements were performed at DVR including gas compressors, chillers, and water treatment control systems. These replacements were integrated with the main control system. At the Gianera power plant, AVR upgrades were completed to address obsolete and failing AVR technology. AVR technology stabilizes voltage levels within each generator at variable loads. In addition, the DCS at Gianera was replaced and upgraded with updated hardware and logic to improve protections for both gas turbines. The new AVR and DCS at Gianera ties into the control room at DVR through a new redundant fiber ring network.



Financing Sources

Customer Service Charges
Customer Service Charges account for retail revenues from the sale of electricity. Customer Service Charges are used for most activities including the procurement of power, operations and maintenance, current debt service payments, replenishment of reserves, and capital improvement projects. This financing source funds nearly 80% of the CIP projects.

Developer Contributions
Developer Contributions are collected from fees identified in accordance with the municipal fee schedule and contract agreements to cover design and construction-related fees. These agreements are development driven. The developer requests a level of electric service and pays for necessary upgrades including design, engineering, and construction. SVP typically owns and operates the infrastructure upon completion. Overall, developer contributions are primarily used to add, upgrade, and/or modify infrastructure required due to development

projects that are expected to increase load across the electrical system. This revenue is restrictedto the specific project or uses for which it was collected.

Load Development Fees
Load Development Fees are collected in accordance with the municipal fee schedule. These fees are designed to recover the cost associated with customers connecting to SVP's distribution and transmission system and the cost impact those customers energy demands have on SVP's future expansion costs based on the customer's estimated peak demand.

Bond Proceeds (Debt Financing)
Debt financing is used to fund the replacement and upgrade of larger infrastructure projects to preserve customer service charges funding for operations and maintain reserves. Currently three (3) transmission receiving station projects, KRS, SRS, and NRS, are planned to be funded through debt financing. A third transmission line into NRS is also planned to be funded through debt financing, and the final proposed debt financing may also include additional projects.

Fiber Revenue
Fiber revenue is collected from the lease of fiber contracts for the Fiber Connect business service, part of the Fiber program. Through the Fiber program, SVP leases approximately 943 dark fiber miles to 17 Fiber Connect customers such as fiber carriers, data centers, private businesses, and other public agencies. This revenue is used to expand the current infrastructure as well as to fund capital improvements and operations and maintenance.

Interdepartmental Revenue
Interdepartmental revenue includes contributions from other City funds. These contributions are typically requested to fund another department's share of an SVP project when the project is required by another City department.

Public Benefits Charges
Public Benefits Charges are collected with retail revenue (*Customer Service Charges*). It is equal to 2.85% of an electrical bill prior to adding the State of California surcharge. This revenue is restricted to meet authorized priorities in energy efficiency, low-income programs, renewables generation, and related research and development.

Low Carbon Fuel Standard Revenue
Low carbon fuel standard revenue is generated based on credits received from California Air Resources Board (CARB). This revenue is used to develop, educate, and foster the adoption of electrification in transportation.

Operating Budget Impacts

Most capital projects affect future operating budgets due to maintenance costs or by providing additional resources such as labor to commission new programs. Such impacts vary from project to project and are taken into consideration during the project review process. The cost of operating new or expanded facilities or infrastructure is included in the operating budget in the fiscal year the asset becomes operational. These costs are forecasted based on maintenance schedules by the manufacturer or through contracts for software hosting and licensing needs. All ongoing costs identified have been budgeted in the operating budget.

Unfunded Needs

There are no unfunded projects identified in the CIP. SVP's capital needs are funded primarily with Customer Service Charges revenue from the sale of electricity and developer contributions to fund development-related projects. Projects are funded with current year revenue and proposed debt financed when required. Future projects will have a financing plan as they are requested.

FUNDED | PROJECTS BUDGETED COST SUMMARY

Electric Utility Project	2025/26	2026/27	2027/28	2028/29	2029/30	2030/31	Five-Year CIP Total
2004 - Fiber Development, Design, and Expansion	$4,221,715	$2,140,000	$2,125,000	$2,106,000	$1,670,000	$1,680,000	$9,721,000
2005 - New Business Estimate Work	$14,847,115	$7,827,000	$8,224,000	$8,635,000	$9,062,000	$9,505,000	$43,253,000
2006 - Transmission and Distribution Capital Maintenance and Betterments	$32,720,074	$6,439,000	$6,516,000	$10,218,000	$6,104,000	$6,409,000	$35,686,000
2008 - Substation Capital Maintenance and Betterments	$1,604,000	$873,000	$873,000	$873,000	$680,000	$680,000	$3,979,000
2010 - Electric Yard Buildings and Grounds	$1,375,599	$315,000	$316,000	$317,000	$318,000	$319,000	$1,585,000
2111 - Implementation of Advanced Metering Infrastructure (AMI)	$59,167	$854,000	$149,000	$100,000	$100,000	$100,000	$1,303,000
2119 - Generation Capital Maintenance and Betterments	$1,904,267	$1,375,000	$1,600,000	$1,648,000	$1,698,000	$1,748,000	$8,069,000
2124 - Transmission System Reinforcements	$421,406	-	-	-	-	-	-
2127 - Major Engine Overhaul and Repair	$10,088,451	$2,548,000	$10,396,000	$6,465,000	$6,818,000	$7,810,000	$34,037,000
2395 - Operations and Planning Technology	$12,056,976	$9,670,000	$3,250,000	-	-	$2,000,000	$14,920,000
2398 - Clean Energy and Carbon Reduction	$5,193,577	-	-	-	-	-	-
2410 - System Expansion Planning and Analysis	$8,695,819	$4,105,000	$3,035,000	$5,105,000	$3,095,000	$3,125,000	$18,465,000
2418 - Esperanca Substation	$27,816,210	$6,135,000	$10,845,000	-	-	-	$16,980,000
2423 - Utility Billing CIS Replacement	$3,500,000	-	-	-	-	-	-
2424 - Substation Physical Security Improvements	$20,709,609	$10,100,000	-	-	-	-	$10,100,000
2429 - Storm Water Compliance	$220,382	-	-	-	-	-	-
2431 - Homestead Substation Rebuild	$6,852,472	$20,000,000	$20,000,000	-	-	-	$40,000,000
2432 - Yard Pavement Project	$1,301,224	$2,400,000	-	-	-	-	$2,400,000

FUNDED | PROJECTS BUDGETED COST SUMMARY

Electric Utility Project	2025/26	2026/27	2027/28	2028/29	2029/30	2030/31	Five-Year CIP Total
2434 - Replace Balance of Plant Control System (DCS)	$1,187,286	-	-	-	-	-	-
2435 - DOT Gas Pipeline Upgrades and Repairs	$1,189,866	-	-	-	-	-	-
2437 - Valve Replacement and Repair	$1,048,828	-	-	-	-	-	-
2441 - Electric Vehicle (EV) Charging	$2,761,336	-	-	-	-	-	-
2442 - San Tomas Junction	$1,660,538	-	-	-	-	-	-
2443 - Laurelwood Substation	$3,695,930	-	-	-	-	-	-
2444 - Northwest Loop Capacity Upgrade	$10,278,547	-	-	-	-	-	-
2446 - Renewable Energy Microgrid	$3,136,736	-	-	-	-	-	-
2447 - Substation Control and Communication System Replacement	$5,532,732	$4,750,000	$2,000,000	-	-	-	$6,750,000
2448 - Stender Way Junction Substation	$4,102,100	-	-	-	-	-	-
2449 - Memorex Junction Substation	$3,909,123	-	-	-	-	-	-
2450 - Martin Avenue Junction Substation	$7,244,682	-	-	-	-	-	-
2451 - Freedom Circle Junction Substation	$1,987,571	-	-	-	-	-	-
2452 - 60KV Breaker Upgrades	$2,876,754	$100,000	-	-	-	-	$100,000
2453 - KRS Rebuild and Replacement	$121,137,192	-	-	-	-	-	-
2454 - NRS Upgrades and Expansion	$155,374,317	-	-	-	-	-	-
2455 - NRS-KRS 115kV Line	$47,431,378	-	-	-	-	-	-
2456 - SRS Rebuild and Replacement	$115,478,066	-	-	-	-	-	-

FUNDED | PROJECTS BUDGETED COST SUMMARY

Electric Utility Project	2025/26	2026/27	2027/28	2028/29	2029/30	2030/31	Five-Year CIP Total
2457 - Bowers Avenue Junction	$2,882,005	-	-	-	-	-	-
2458 - Walsh-Uranium 60kV Reconductor	$10,191,289	-	-	-	-	-	-
2459 - Transmission Loop 1	$10,682,392	$2,000,000	$14,099,000	$88,845,000	$995,000	$995,000	$106,934,000
2460 - Grizzly Tap Line Repairs	$1,438,489	-	-	-	-	-	-
2461 - Battery Energy Storage System	$4,225,282	-	-	-	-	-	-
2462 - Juliette Substation Expansion and Transformer Rerate	$37,902,987	-	-	-	-	-	-
2463 - Transmission Loop 2	$2,000,000	-	-	-	-	-	-
2464 - Democracy Substation	$133,154	-	-	-	-	-	-
2465 - Duane-Scott 115kV Reconductor	$2,420,000	$130,000	$3,459,000	$4,567,000	$969,000	-	$9,125,000
2466 - South Loop Reconductor	$4,010,000	-	$5,032,000	$21,725,000	$3,488,000	-	$30,245,000
2467 - Northwestern – Zeno 60kV Reconductor	$999,776	-	-	-	$13,435,000	$13,614,000	$27,049,000
2468 - Palm Substation Expansion	$6,231,014	$8,435,000	$5,430,000	-	-	-	$13,865,000
2469 - Agnew Rebuild and Expansion	$5,995,623	-	-	-	$29,700,000	$8,650,000	$38,350,000
2470 - Freedom Circle Fuel Cell Installation	$1,378,392	-	-	-	-	-	-
2471 - Central Substation Rebuild and Expansion	$4,000,000	-	-	-	-	-	-
2472 - Northwest Loop Capacity Upgrade Phase II	$4,000,000	$3,230,000	$359,000	$10,402,000	-	-	$13,991,000
2871 - Miscellaneous Street Lighting	$320,720	$227,000	$228,000	$229,000	$230,000	$231,000	$1,145,000
2874 - LED Street Lighting Retrofit	$1,635,460	$7,420,000	-	-	-	-	$7,420,000

FUNDED | PROJECTS BUDGETED COST SUMMARY

Electric Utility Project	2025/26	2026/27	2027/28	2028/29	2029/30	2030/31	Five-Year CIP Total
2875 - Great America Street Light Replacement Project	$11,042,229	-	-	-	-	-	-
FY27:NEW-ENG1 - Revenue Metering Improvement	-	$3,010,000	$2,260,000	-	-	-	$5,270,000
FY27:NEW-GEN2 - Hydro Penstock Repairs	-	$1,075,000	-	-	-	-	$1,075,000
FY27:NEW-GEN4 - DVR Spare Engine Procurement Project	-	$20,000,000	$10,000,000	-	-	-	$30,000,000
FY27:NEW-OPS1 - SCADA Upgrade	-	$2,500,000	-	-	-	-	$2,500,000
FY27:NEW-PLN1 - CAISO 3rd 230kV T-Line Into NRS	-	$60,130,000	$24,260,000	$21,730,000	$3,240,000	-	$109,360,000
FY27:NEW-PLN2 - System Wide Distribution Capacitor Replacement	-	$1,078,000	$772,000	$773,000	$40,000	-	$2,663,000
FY27:NEW-PLN3 - Central Expressway Underbuild Double Circuited 60kV & 12kV	-	$6,555,000	$9,669,000	$6,933,000	-	-	$23,157,000
FY27:NEW-PLN4 - NRS to Agnew 60 kV Line Reconductoring	-	$1,735,000	$1,422,000	$6,444,000	$1,065,000	-	$10,666,000
FY27:NEW-PLN5 - Flexible Load Interconnection Program	-	$7,099,000	$3,611,000	-	-	-	$10,710,000
FY27:NEW-PLN6 - Uranium Feeder Reliability Improvement	-	$475,000	$606,000	$288,000	-	-	$1,369,000
FY27:NEW-PLN7 - Spare Equipment Strategy & Procurement	-	$20,198,000	$19,321,000	$4,478,000	-	-	$43,997,000
FY27:NEW-PLN8 - Dynamic Facility Ratings Project	-	$345,000	$696,000	$1,098,000	-	-	$2,139,000
FY27:NEW-PLN9 - Duane Substation Bulk Electric System Compliance Requirement	-	$153,000	$862,000	-	-	-	$1,015,000
Total Electric Utility Projects	**$755,109,857**	**$225,426,000**	**$171,415,000**	**$202,979,000**	**$82,707,000**	**$56,866,000**	**$739,393,000**

FUNDED | 2004 - FIBER DEVELOPMENT, DESIGN, AND EXPANSION

Project Number:	2004	**Theme / Category:**	Electric Utility
Year Initiated:	2016	**Project Manager:**	Ted Salazar
Planned Completion Year:	Ongoing	**Department:**	Electric Utility
Project Type:	Ongoing	**Fund:**	591 - Electric Utility-Construction
Strategic Pillar	02 - Deliver and Enhance High Quality Efficient Services and Infrastructure		
Location	Citywide		

Project Description

This project includes support and maintenance of 100 conduit miles of underground and aerial fiber infrastructure including handholes, manholes, conduits, fiber optic cable, colocation connections, relay racks, and termination panels. City fiber infrastructure includes over 300 splice enclosures, 300 on-net service locations, and 480 fiber cables used by Silicon Valley Power (SVP), five other city departments, and SVP Fiber, which is SVP's enterprise dark fiber leasing program. SVP Fiber leases approximately 1004 dark fiber miles to 16 customers such as fiber carriers, data centers, private businesses, and other public agencies. SVP Fiber provides make-ready work, splicing, and testing services. With the ongoing development of social media, storage centers, public colocations, and cloud services, Santa Clara continues to be an active hub for fiber carriers, data centers, and commercial business fiber communication.

Funding Sources

Developer Contributions, Fiber Revenue, Transfers in from Storm Drain Capital Fund, Sewer Utility Capital Fund, Water Utility Operating Fund, Electric Utility Operating Fund

Funding Sources	All Prior Actuals	2025/26	2026/27	2027/28	2028/29	2029/30	2030/31	Total
Total Sources	$11,323,092	$4,221,715	$2,140,000	$2,125,000	$2,106,000	$1,670,000	$1,680,000	**$25,265,807**

Expenditures	All Prior Actuals	2025/26	2026/27	2027/28	2028/29	2029/30	2030/31	Total
Construction	$5,329,437	$3,239,715	$1,310,000	$1,275,000	$1,256,000	$800,000	$800,000	$14,010,152
Engineering	$69,614	-	-	-	-	-	-	$69,614
Equipment	$1,435,475	$82,000	$200,000	$210,000	$210,000	$220,000	$220,000	$2,577,475
Personnel	$3,988,566	$900,000	$630,000	$640,000	$640,000	$650,000	$660,000	$8,108,566
Transfers Out	$500,000	-	-	-	-	-	-	$500,000
Total Expenditures	$11,323,092	$4,221,715	$2,140,000	$2,125,000	$2,106,000	$1,670,000	$1,680,000	**$25,265,807**

Operating Impacts			-	-	-	-	-	-

FUNDED | 2005 - NEW BUSINESS ESTIMATE WORK

Project Number:	2005	**Theme / Category:**	Electric Utility
Year Initiated:	2016	**Project Manager:**	Sachin Bajracharya
Planned Completion Year:	Ongoing	**Department:**	Electric Utility
Project Type:	Ongoing	**Fund:**	591 - Electric Utility-Construction
Strategic Pillar	02 - Deliver and Enhance High Quality Efficient Services and Infrastructure		
Location	Citywide		

Project Description

This project includes design, procurement of materials and construction of new electric distribution facilities to serve new customers, new development, and existing customers' requests for electric service, relocation and increased electric load. The scope of this project involves coordinating with customers and developers to design substructures, SVP equipment installation drawings, equipment purchases, and labor by SVP transmission & distribution crews to install equipment.

Funding Sources

Developer Contributions, Load Development Fees, Transfer in from Electric Utility Operating Fund

Funding Sources	All Prior Actuals	2025/26	2026/27	2027/28	2028/29	2029/30	2030/31	Total
Total Sources	$64,489,078	$14,847,115	$7,827,000	$8,224,000	$8,635,000	$9,062,000	$9,505,000	**$122,589,193**

Expenditures	All Prior Actuals	2025/26	2026/27	2027/28	2028/29	2029/30	2030/31	Total
Construction	$34,596,653	$10,957,115	$4,310,000	$4,526,000	$4,752,000	$4,990,000	$5,240,000	$69,371,768
Engineering	$1,717,549	-	-	-	-	-	-	$1,717,549
Equipment	$225,876	-	-	-	-	-	-	$225,876
Personnel	$27,928,774	$3,890,000	$3,517,000	$3,698,000	$3,883,000	$4,072,000	$4,265,000	$51,253,774
Transfers Out	$20,226	-	-	-	-	-	-	$20,226
Total Expenditures	$64,489,078	$14,847,115	$7,827,000	$8,224,000	$8,635,000	$9,062,000	$9,505,000	**$122,589,193**

Operating Impacts			-	-	-	-	-	-

FUNDED | 2006 - TRANSMISSION AND DISTRIBUTION CAPITAL MAINTENANCE AND BETTERMENTS

Project Number:	2006	**Theme / Category:**	Electric Utility
Year Initiated:	2015	**Project Manager:**	Sachin Bajracharya
Planned Completion Year:	Ongoing	**Department:**	Electric Utility
Project Type:	Ongoing	**Fund:**	591 - Electric Utility-Construction
Strategic Pillar	02 - Deliver and Enhance High Quality Efficient Services and Infrastructure		
Location	Citywide		

Project Description

This project aims to enhance electrical distribution capacity and reliability through targeted transmission and distribution upgrades. Key activities include ongoing inspections and replacement of aging transmission and distribution poles, upgrading distribution feeders with new cables and backend switches, and replacing end-of-life overhead switches. Additional improvements include replacing and installing capacitor banks to provide needed Volt-Ampere Reactive (VAR) support and improve voltage performance, efficiency, and overall system reliability.

The project will also construct new underground infrastructure connecting the Fairview Substation to the south side of Central Expressway and construct new underground electric pathways and street crossings, such as trenching, boring, manholes, and conduit upgrades, to strengthen system capacity and meet growing power demands in several key areas. The project also supports two customer interconnection initiatives for energy storage or solar systems.

Funding Sources

Developer Contributions, Transfer in from Electric Utility Operating Fund

Funding Sources	All Prior Actuals	2025/26	2026/27	2027/28	2028/29	2029/30	2030/31	Total
Total Sources	$22,127,218	$32,720,074	$6,439,000	$6,516,000	$10,218,000	$6,104,000	$6,409,000	**$90,533,292**

Expenditures	All Prior Actuals	2025/26	2026/27	2027/28	2028/29	2029/30	2030/31	Total
Construction	$14,687,468	$31,267,497	$5,779,000	$5,724,000	$9,493,000	$5,374,000	$5,643,000	$77,967,965
Contingencies/Misc	$52,485	$256,000	-	-	-	-	-	$308,485
Engineering	$860,536	$149,468	-	-	-	-	-	$1,010,004
Equipment	$894,073	$244,109	-	-	-	-	-	$1,138,182
Personnel	$4,168,985	$803,000	$660,000	$792,000	$725,000	$730,000	$766,000	$8,644,985
Transfers Out	$1,463,671	-	-	-	-	-	-	$1,463,671
Total Expenditures	$22,127,218	$32,720,074	$6,439,000	$6,516,000	$10,218,000	$6,104,000	$6,409,000	**$90,533,292**

Operating Impacts			-	-	-	-	-	-

FUNDED | 2008 - SUBSTATION CAPITAL MAINTENANCE AND BETTERMENTS

Project Number:	2008	**Theme / Category:**	Electric Utility
Year Initiated:	2015	**Project Manager:**	Billy Quach
Planned Completion Year:	Ongoing	**Department:**	Electric Utility
Project Type:	Ongoing	**Fund:**	591 - Electric Utility-Construction
Strategic Pillar	02 - Deliver and Enhance High Quality Efficient Services and Infrastructure		
Location	Citywide		

Project Description

The purpose of this project is to maintain system reliability and extend the life span of substation equipment. The planned work includes installing new equipment that monitors transformer health by detecting early signs of internal problems, upgrading dynamic rating transformer controllers to a newer model for improved condition monitoring, and adding monitoring devices to 12 kV switchgear. Equipment will be used to monitor for partial discharge events occurring in the bus enclosures as well as circuit breaker health and performance. Additionally, transmission circuit breaker monitors and protective relays will be upgraded by replacing obsolete electromechanical relays with microprocessor relays.

Funding Sources

Transfer in from Electric Utility Operating Fund

Funding Sources	All Prior Actuals	2025/26	2026/27	2027/28	2028/29	2029/30	2030/31	Total
Total Sources	$2,304,081	$1,604,000	$873,000	$873,000	$873,000	$680,000	$680,000	**$7,887,081**

Expenditures	All Prior Actuals	2025/26	2026/27	2027/28	2028/29	2029/30	2030/31	Total
Construction	$1,943,999	$1,034,000	-	-	-	-	-	$2,977,999
Engineering	$122,322	-	-	-	-	-	-	$122,322
Equipment	$187,259	$570,000	$873,000	$873,000	$873,000	$680,000	$680,000	$4,736,259
Personnel	$50,501	-	-	-	-	-	-	$50,501
Total Expenditures	$2,304,081	$1,604,000	$873,000	$873,000	$873,000	$680,000	$680,000	**$7,887,081**
Operating Impacts			-	-	-	-	-	-

FUNDED | 2010 - ELECTRIC YARD BUILDINGS AND GROUNDS

Project Number:	2010	**Theme / Category:**	Electric Utility
Year Initiated:	2015	**Project Manager:**	Ryan Do
Planned Completion Year:	Ongoing	**Department:**	Electric Utility
Project Type:	Ongoing	**Fund:**	591 - Electric Utility-Construction
Strategic Pillar	02 - Deliver and Enhance High Quality Efficient Services and Infrastructure		

Location 1705 Martin Ave

Project Description

This project will fund general improvements at the Utilities Corporation Yard. Buildings at this site were constructed in the late 1960's. Planned improvements include miscellaneous betterments and gate improvements that will help ensure the facility meets safety and security standards. The replacement gates are expected to be more robust to minimize downtime due to operation failures.

Funding Sources Transfers in from Electric Utility Operating Fund, and Water & Sewer Utilities

Funding Sources	All Prior Actuals	2025/26	2026/27	2027/28	2028/29	2029/30	2030/31	Total
Total Sources	$1,791,447	$1,375,599	$315,000	$316,000	$317,000	$318,000	$319,000	**$4,752,046**

Expenditures	All Prior Actuals	2025/26	2026/27	2027/28	2028/29	2029/30	2030/31	Total
Construction	$1,101,851	$1,375,599	$300,000	$300,000	$300,000	$300,000	$300,000	$3,977,450
Contingencies/Misc	$42,101	-	-	-	-	-	-	$42,101
Engineering	$268,673	-	-	-	-	-	-	$268,673
Equipment	$24,491	-	-	-	-	-	-	$24,491
Personnel	$288,071	-	$15,000	$16,000	$17,000	$18,000	$19,000	$373,071
Transfers Out	$66,260	-	-	-	-	-	-	$66,260
Total Expenditures	$1,791,447	$1,375,599	$315,000	$316,000	$317,000	$318,000	$319,000	**$4,752,046**

Operating Impacts			-	-	-	-	-	-

FUNDED | 2111 - IMPLEMENTATION OF ADVANCED METERING INFRASTRUCTURE (AMI)

Project Number:	2111	**Theme / Category:**	Electric Utility
Year Initiated:	2020	**Project Manager:**	Tim Lynch
Planned Completion Year:	2031	**Department:**	Electric Utility
Project Type:	Distinct	**Fund:**	591 - Electric Utility-Construction
Strategic Pillar	02 - Deliver and Enhance High Quality Efficient Services and Infrastructure		
Location	Citywide		

Project Description

This project implements hardware, software, and infrastructure to obtain electric metering data from Service Delivery Points (SDP's), read over the air, and processed by head-end systems (hardware and software that receives meter data) for usage billing. Required infrastructure includes meters, gatekeepers, fiber backhaul, Citywide Wi-Fi, servers, switches, firewalls, and other required materials. The project also includes purchase of equipment to improve reliability for meter data and billing support.

Funding Sources

Transfer in from Electric Utility Operating Fund

Funding Sources	All Prior Actuals	2025/26	2026/27	2027/28	2028/29	2029/30	2030/31	Total
Total Sources	$19,318,754	$59,167	$854,000	$149,000	$100,000	$100,000	$100,000	**$20,680,921**

Expenditures	All Prior Actuals	2025/26	2026/27	2027/28	2028/29	2029/30	2030/31	Total
Construction	$8,955,164	$59,167	-	-	-	-	-	$9,014,331
Contingencies/Misc	$2,397	-	-	-	-	-	-	$2,397
Engineering	$748,321	-	-	-	-	-	-	$748,321
Equipment	$9,590,253	-	$854,000	$149,000	$100,000	$100,000	$100,000	$10,893,253
Personnel	$22,619	-	-	-	-	-	-	$22,619
Total Expenditures	$19,318,754	$59,167	$854,000	$149,000	$100,000	$100,000	$100,000	**$20,680,921**

Operating Impacts			-	-	-	-	-	-

FUNDED | 2119 - GENERATION CAPITAL MAINTENANCE AND BETTERMENTS

Project Number:	2119	**Theme / Category:**	Electric Utility
Year Initiated:	2009	**Project Manager:**	Alex Price
Planned Completion Year:	Ongoing	**Department:**	Electric Utility
Project Type:	Ongoing	**Fund:**	591 - Electric Utility-Construction
Strategic Pillar	02 - Deliver and Enhance High Quality Efficient Services and Infrastructure		
Location	Santa Clara Owned Generation Facilities		

Project Description

This project includes design and construction modifications and improvements to electric generation facilities owned by the City. Santa Clara owns and operates two generation facilities located within city limits including Donald Von Raesfeld Power Plant (DVR) and Gianera Generating Station (Gianera). Santa Clara also owns and manages several remote properties used for generation. Activities included in this project consist of upgrades, major maintenance, and facility work.

Funding Sources

Transfer in from Electric Utility Operating Fund

Funding Sources	All Prior Actuals	2025/26	2026/27	2027/28	2028/29	2029/30	2030/31	Total
Total Sources	$16,472,249	$1,904,267	$1,375,000	$1,600,000	$1,648,000	$1,698,000	$1,748,000	**$26,445,516**

Expenditures	All Prior Actuals	2025/26	2026/27	2027/28	2028/29	2029/30	2030/31	Total
Construction	$14,711,661	$1,904,267	$1,375,000	$1,600,000	$1,648,000	$1,698,000	$1,748,000	$24,684,928
Engineering	$231,194	-	-	-	-	-	-	$231,194
Equipment	$515,835	-	-	-	-	-	-	$515,835
Personnel	$13,559	-	-	-	-	-	-	$13,559
Transfers Out	$1,000,000	-	-	-	-	-	-	$1,000,000
Total Expenditures	$16,472,249	$1,904,267	$1,375,000	$1,600,000	$1,648,000	$1,698,000	$1,748,000	**$26,445,516**

Operating Impacts			-	-	-	-	-	-

FUNDED | 2127 - MAJOR ENGINE OVERHAUL AND REPAIR

Project Number:	2127	**Theme / Category:**	Electric Utility
Year Initiated:	2008	**Project Manager:**	Alex Price
Planned Completion Year:	Ongoing	**Department:**	Electric Utility
Project Type:	Ongoing	**Fund:**	591 - Electric Utility-Construction
Strategic Pillar	02 - Deliver and Enhance High Quality Efficient Services and Infrastructure		

Location Santa Clara Owned Generating Facilities

Project Description

Santa Clara owns and operates two combustion turbine generating facilities within the city, including Donald Von Raesfeld Power Plant (DVR) and Gianera Generating Station (Gianera), as well as remote generating facilities. SVP uses a time and condition-based maintenance philosophy to ensure these assets are dependable and available when called upon. Maintenance activities follow Original Equipment Manufacturer (OEM) recommendations and best utility practices. Repairs can include turbine and generator inspections as well as overhauls based on hours of operation, time in service, number of starts per engine; and condition-based assessments.

Funding Sources Transfer in from Electric Utility Operating Fund

Funding Sources	All Prior Actuals	2025/26	2026/27	2027/28	2028/29	2029/30	2030/31	Total
Total Sources	$63,943,272	$10,088,451	$2,548,000	$10,396,000	$6,465,000	$6,818,000	$7,810,000	**$108,068,723**

Expenditures	All Prior Actuals	2025/26	2026/27	2027/28	2028/29	2029/30	2030/31	Total
Construction	$56,626,071	$10,088,451	$2,548,000	$10,396,000	$6,465,000	$6,818,000	$7,810,000	$100,751,522
Equipment	$6,966,551	-	-	-	-	-	-	$6,966,551
Personnel	$350,650	-	-	-	-	-	-	$350,650
Total Expenditures	$63,943,272	$10,088,451	$2,548,000	$10,396,000	$6,465,000	$6,818,000	$7,810,000	**$108,068,723**

Operating Impacts			-	-	-	-	-	-

FUNDED | 2395 - OPERATIONS AND PLANNING TECHNOLOGY

Project Number:	2395	**Theme / Category:**	Electric Utility
Year Initiated:	2006	**Project Manager:**	Chris Jackson
Planned Completion Year:	Ongoing	**Department:**	Electric Utility
Project Type:	Ongoing	**Fund:**	591 - Electric Utility-Construction
Strategic Pillar	02 - Deliver and Enhance High Quality Efficient Services and Infrastructure		
Location	Citywide		

Project Description

This project includes implementation and upgrades to technology solutions for operations and planning, including Integrated Systems Model/Distributed Engineering Workstation Automated Circuit Build, Power Cable Ampacity Rating Software, Automated Utility Design (AUD), Drawing Management System (DMS), and ArcGIS Pro upgrades. This project also includes several modernization efforts by SVP's System Support Group including network infrastructure upgrades, server upgrades, cybersecurity modernization, replacing the end-of-life voice over internet protocol (VoIP) phone system, and software for productivity improvements.

Funding Sources

Transfer in from Electric Utility Operating Fund

Funding Sources	All Prior Actuals	2025/26	2026/27	2027/28	2028/29	2029/30	2030/31	Total
Total Sources	$2,887,359	$12,056,976	$9,670,000	$3,250,000	-	-	$2,000,000	**$29,864,335**

Expenditures	All Prior Actuals	2025/26	2026/27	2027/28	2028/29	2029/30	2030/31	Total
Construction	$27,690	$7,250,000	-	-	-	-	-	$7,277,690
Contingencies/Misc	-	$300,000	-	-	-	-	-	$300,000
Engineering	$1,223,184	$820,178	$4,600,000	$1,350,000	-	-	-	$7,993,362
Equipment	$33,788	$3,686,798	$5,070,000	$1,900,000	-	-	$2,000,000	$12,690,586
Personnel	$102,697	-	-	-	-	-	-	$102,697
Transfers Out	$1,500,000	-	-	-	-	-	-	$1,500,000
Total Expenditures	$2,887,359	$12,056,976	$9,670,000	$3,250,000	-	-	$2,000,000	**$29,864,335**

Operating Impacts			-	-	-	-	-	-

FUNDED | 2410 - SYSTEM EXPANSION PLANNING AND ANALYSIS

Project Number:	2410	**Theme / Category:**	Electric Utility
Year Initiated:	2014	**Project Manager:**	Albert Saenz
Planned Completion Year:	Ongoing	**Department:**	Electric Utility
Project Type:	Ongoing	**Fund:**	591 - Electric Utility-Construction
Strategic Pillar	02 - Deliver and Enhance High Quality Efficient Services and Infrastructure		
Location	Citywide		

Project Description

The project includes an ongoing impact study of SVP's transmission system. The purpose of this study is to outline future development or improvement plans in order to maintain electric service reliability, with consideration given to replacing end-of-life infrastructure and addressing significant load growth as a result of proposed data center additions, residential growth, and commercial growth. It also includes system interconnection studies to evaluate customer interconnections and the Program Management Firm (PMF) that serves as SVP's main coordinator for its multi-year System Expansion Plan.

Funding Sources

Developer Contributions, Transfer in from Electric Utility Operating Fund

Funding Sources	All Prior Actuals	2025/26	2026/27	2027/28	2028/29	2029/30	2030/31	Total
Total Sources	$7,295,617	$8,695,819	$4,105,000	$3,035,000	$5,105,000	$3,095,000	$3,125,000	**$34,456,436**

Expenditures	All Prior Actuals	2025/26	2026/27	2027/28	2028/29	2029/30	2030/31	Total
Construction	$572,252	$3,348,835	-	-	-	-	-	$3,921,087
Engineering	$5,105,108	$4,776,984	$3,350,000	$2,350,000	$4,390,000	$2,350,000	$2,350,000	$24,672,092
Equipment	$377,526	-	-	-	-	-	-	$377,526
Personnel	$1,240,731	$570,000	$755,000	$685,000	$715,000	$745,000	$775,000	$5,485,731
Total Expenditures	$7,295,617	$8,695,819	$4,105,000	$3,035,000	$5,105,000	$3,095,000	$3,125,000	**$34,456,436**

Operating Impacts			-	-	-	-	-	-

FUNDED | 2418 - ESPERANCA SUBSTATION

Project Number:	2418	**Theme / Category:**	Electric Utility
Year Initiated:	2020	**Project Manager:**	Teodoro Perez Jr.
Planned Completion Year:	2029	**Department:**	Electric Utility
Project Type:	Distinct	**Fund:**	591 - Electric Utility-Construction
Strategic Pillar	02 - Deliver and Enhance High Quality Efficient Services and Infrastructure		
Location	4952 Bill Walsh Way		

Project Description

This project includes design and construction of a 12 kV three bank distribution substation with 21 distribution feeders in SVP's existing Northern Receiving Station (NRS). The substation will provide service to support commercial and mixed-use development in the surrounding area. The City will procure a control building, circuit breakers, switchgear and three substation transformers. Upon completion, SVP will own and operate this substation.

Funding Sources

Developer Contributions, Transfer in from Electric Utility Operating Fund

Funding Sources	All Prior Actuals	2025/26	2026/27	2027/28	2028/29	2029/30	2030/31	Total
Total Sources	$1,224,195	$27,816,210	$6,135,000	$10,845,000	-	-	-	**$46,020,405**

Expenditures	All Prior Actuals	2025/26	2026/27	2027/28	2028/29	2029/30	2030/31	Total
Construction	-	$22,622,273	-	$6,790,000	-	-	-	$29,412,273
Contingencies/Misc	-	-	-	$2,765,000	-	-	-	$2,765,000
Engineering	$1,117,161	$1,006,562	-	$1,150,000	-	-	-	$3,273,723
Equipment	$3,427	$4,057,375	$6,000,000	-	-	-	-	$10,060,802
Personnel	$103,607	$130,000	$135,000	$140,000	-	-	-	$508,607
Total Expenditures	$1,224,195	$27,816,210	$6,135,000	$10,845,000	-	-	-	**$46,020,405**

Operating Impacts			-	-	-	-	-	-

FUNDED | 2424 - SUBSTATION PHYSICAL SECURITY IMPROVEMENTS

Project Number:	2424	**Theme / Category:**	Electric Utility
Year Initiated:	2020	**Project Manager:**	Krishn Patel
Planned Completion Year:	2028	**Department:**	Electric Utility
Project Type:	Distinct	**Fund:**	591 - Electric Utility-Construction
Strategic Pillar	02 - Deliver and Enhance High Quality Efficient Services and Infrastructure		
Location	Citywide		

Project Description

This project includes a vulnerability assessment of up to 44 unique sites including City substations, a switching station, a generating station, and a natural gas compressor station. After the assessment, improvements will be selected by SVP and implemented to guard the electric distribution grid against terrorist attacks or other physical threats. Standards, plans, details, and specifications for physical and operational security will be developed for use on future projects.

Funding Sources

Transfer in from Electric Utility Operating Fund

Funding Sources	All Prior Actuals	2025/26	2026/27	2027/28	2028/29	2029/30	2030/31	Total
Total Sources	$576,870	$20,709,609	$10,100,000	-	-	-	-	**$31,386,479**

Expenditures	All Prior Actuals	2025/26	2026/27	2027/28	2028/29	2029/30	2030/31	Total
Construction	-	$20,709,609	$10,000,000	-	-	-	-	$30,709,609
Engineering	$36,748	-	-	-	-	-	-	$36,748
Personnel	$40,122	-	$100,000	-	-	-	-	$140,122
Transfers Out	$500,000	-	-	-	-	-	-	$500,000
Total Expenditures	$576,870	$20,709,609	$10,100,000	-	-	-	-	**$31,386,479**
Operating Impacts			-	-	-	-	-	-

FUNDED | 2431 - HOMESTEAD SUBSTATION REBUILD

Project Number:	2431	**Theme / Category:**	Electric Utility
Year Initiated:	2021	**Project Manager:**	Jeevan Valath
Planned Completion Year:	2030	**Department:**	Electric Utility
Project Type:	Distinct	**Fund:**	591 - Electric Utility-Construction
Strategic Pillar	02 - Deliver and Enhance High Quality Efficient Services and Infrastructure		
Location	2831 Homestead Rd		

Project Description

The Homestead Substation Rebuild project includes replacement of 60 kV bus work, breakers, and metal clad switchgear with new 12 kV switchgear, and transformers. The existing equipment is over 45 years old and is at its end of useful life with spare parts that are hard to find and may need to be custom built. Project costs include design, procurement, construction, inspection, and testing associated with the project.

Funding Sources

Transfer in from Electric Utility Operating Fund

Funding Sources	All Prior Actuals	2025/26	2026/27	2027/28	2028/29	2029/30	2030/31	Total
Total Sources	$197,528	$6,852,472	$20,000,000	$20,000,000	-	-	-	**$47,050,000**

Expenditures	All Prior Actuals	2025/26	2026/27	2027/28	2028/29	2029/30	2030/31	Total
Construction	-	-	-	$20,000,000	-	-	-	$20,000,000
Engineering	$63,618	$3,621,426	-	-	-	-	-	$3,685,044
Equipment	-	$3,196,046	$20,000,000	-	-	-	-	$23,196,046
Personnel	$133,910	$35,000	-	-	-	-	-	$168,910
Total Expenditures	$197,528	$6,852,472	$20,000,000	$20,000,000	-	-	-	**$47,050,000**
Operating Impacts			-	-	-	-	-	-

FUNDED | 2432 - YARD PAVEMENT PROJECT

Project Number:	2432	**Theme / Category:**	Electric Utility
Year Initiated:	2019	**Project Manager:**	Ryan Do
Planned Completion Year:	2027	**Department:**	Electric Utility
Project Type:	Distinct	**Fund:**	591 - Electric Utility-Construction
Strategic Pillar	02 - Deliver and Enhance High Quality Efficient Services and Infrastructure		
Location	1705 Martin Ave		

Project Description

This project addresses pavement failures at the Utilities Corporation Yard by providing an updated plan to increase the durability of the existing pavement by removing and replacing distressed areas and repaving the site. The Utilities Corporation Yard is shared by SVP and Water & Sewer Utilities. There is a separate Buildings and Grounds project to fund the Water and Sewer Utilities portion of the project.

Funding Sources

Transfer in from Electric Utility Operating Fund

Funding Sources	All Prior Actuals	2025/26	2026/27	2027/28	2028/29	2029/30	2030/31	Total
Total Sources	$88,777	$1,301,224	$2,400,000	-	-	-	-	**$3,790,001**

Expenditures	All Prior Actuals	2025/26	2026/27	2027/28	2028/29	2029/30	2030/31	Total
Construction	$2,358	$801,224	$2,400,000	-	-	-	-	$3,203,582
Contingencies/Misc	-	$500,000	-	-	-	-	-	$500,000
Personnel	$86,419	-	-	-	-	-	-	$86,419
Total Expenditures	$88,777	$1,301,224	$2,400,000	-	-	-	-	**$3,790,001**
Operating Impacts			-	-	-	-	-	-

FUNDED | 2447 - SUBSTATION CONTROL AND COMMUNICATION SYSTEM REPLACEMENT

Project Number:	2447	**Theme / Category:**	Electric Utility
Year Initiated:	2021	**Project Manager:**	Sanjeev Gupta
Planned Completion Year:	2028	**Department:**	Electric Utility
Project Type:	Distinct	**Fund:**	591 - Electric Utility-Construction
Strategic Pillar	02 - Deliver and Enhance High Quality Efficient Services and Infrastructure		
Location	1701 Martin Ave		

Project Description

This project will provide the assessment, planning and implementation for a new control and communication system replacing the General Electric (GE) JungleMUX (JMUX) Synchronous Optical Networking (SONET) Multiplexer. The JUMX is the communication vehicle used for Electrical Protection systems, Supervisory Control and Data Acquisition (SCADA) system, Advanced Metering Infrastructure (AMI), Remote Terminal Unit (RTU), Power Quality (PQ) system, video surveillance, phone systems, and badge readers. The existing system has been in production for over 20 years and the manufacturer, GE, no longer supports some system hardware, provides replacement parts, or provides training for SVP employees.

Funding Sources

Transfer in from Electric Utility Operating Fund

Funding Sources	All Prior Actuals	2025/26	2026/27	2027/28	2028/29	2029/30	2030/31	Total
Total Sources	$356,058	$5,532,732	$4,750,000	$2,000,000	-	-	-	**$12,638,790**

Expenditures	All Prior Actuals	2025/26	2026/27	2027/28	2028/29	2029/30	2030/31	Total
Construction	-	$2,999,656	-	-	-	-	-	$2,999,656
Engineering	$263,769	$2,308,076	$2,000,000	$1,750,000	-	-	-	$6,321,845
Equipment	-	-	$2,500,000	-	-	-	-	$2,500,000
Personnel	$92,289	$225,000	$250,000	$250,000	-	-	-	$817,289
Total Expenditures	$356,058	$5,532,732	$4,750,000	$2,000,000	-	-	-	**$12,638,790**

Operating Impacts			-	-	-	-	-	-

FUNDED | 2452 - 60KV BREAKER UPGRADES

Project Number:	2452	**Theme / Category:**	Electric Utility
Year Initiated:	2022	**Project Manager:**	Sadhana Shrestha
Planned Completion Year:	2028	**Department:**	Electric Utility
Project Type:	Distinct	**Fund:**	591 - Electric Utility-Construction
Strategic Pillar	02 - Deliver and Enhance High Quality Efficient Services and Infrastructure		
Location	1205 Space Park Dr.; 2970 Lafayette St.		

Project Description

This project will replace four older 2,000-amp 60 kV breakers at the Kifer (KRS) and Scott (SRS) Receiving Stations with newer 3,000-amp breakers, using spares already in SVP's inventory to allow quick replacement with minimal outside contractor support. The work priority is to first replace one breaker on the Center Loop at KRS, then two breakers on the KRS Transformer A and Transformer B positions, and finally one breaker on the Center Loop at SRS. The disconnect switches for these breakers are also rated at 2,000 amps and may need replacement or rerate study depending on delivery lead times.

Funding Sources

Transfer in from Electric Utility Operating Fund, Load Development Fee

Funding Sources	All Prior Actuals	2025/26	2026/27	2027/28	2028/29	2029/30	2030/31	Total
Total Sources	$234,163	$2,876,754	$100,000	-	-	-	-	**$3,210,917**

Expenditures	All Prior Actuals	2025/26	2026/27	2027/28	2028/29	2029/30	2030/31	Total
Construction	$17,873	$2,852,067	-	-	-	-	-	$2,869,940
Contingencies/Misc	-	-	$100,000	-	-	-	-	$100,000
Equipment	$43,399	$24,687	-	-	-	-	-	$68,086
Personnel	$172,891	-	-	-	-	-	-	$172,891
Total Expenditures	$234,163	$2,876,754	$100,000	-	-	-	-	**$3,210,917**
Operating Impacts			-	-	-	-	-	-

FUNDED | 2459 - TRANSMISSION LOOP 1

Project Number:	2459	**Theme / Category:**	Electric Utility
Year Initiated:	2022	**Project Manager:**	Sadhana Shrestha
Planned Completion Year:	2032	**Department:**	Electric Utility
Project Type:	Distinct	**Fund:**	591 - Electric Utility-Construction
Strategic Pillar	02 - Deliver and Enhance High Quality Efficient Services and Infrastructure		

Location West Central and North West

Project Description

This project involves constructing a new approximately 5.6-mile, 60 kV transmission loop (New Transmission Loop 1) between Northern Receiving Station (NRS) and Kifer Receiving Station (KRS) with a conductor rated for 3,000 amps. The work includes rebuilding several existing poles as double-circuit structures, installing new poles, acquiring new easements, and constructing the new line. Existing loops will also be rebalanced to allow new customers to connect to both the existing loops and New Transmission Loop 1 while improving overall system reliability.

Funding Sources Transfer in from Electric Utility Operating Fund, Load Development Fee

Funding Sources	All Prior Actuals	2025/26	2026/27	2027/28	2028/29	2029/30	2030/31	Total
Total Sources	$147,608	$10,682,392	$2,000,000	$14,099,000	$88,845,000	$995,000	$995,000	**$117,764,000**

Expenditures	All Prior Actuals	2025/26	2026/27	2027/28	2028/29	2029/30	2030/31	Total
Construction	-	$10,648,876	-	-	$47,962,000	-	-	$58,610,876
Contingencies/Misc	-	-	-	$4,700,000	$29,615,000	$332,000	$332,000	$34,979,000
Engineering	$119,842	$18,516	$2,000,000	-	-	-	-	$2,138,358
Equipment	-	-	-	-	$10,604,000	-	-	$10,604,000
Land	-	-	-	$8,736,000	-	-	-	$8,736,000
Personnel	$27,766	$15,000	-	$663,000	$664,000	$663,000	$663,000	$2,695,766
Total Expenditures	$147,608	$10,682,392	$2,000,000	$14,099,000	$88,845,000	$995,000	$995,000	**$117,764,000**

Operating Impacts			-	-	-	-	-	-

FUNDED | 2465 - DUANE-SCOTT 115KV RECONDUCTOR

Project Number:	2465	**Theme / Category:**	Electric Utility
Year Initiated:	2024	**Project Manager:**	Sadhana Shrestha
Planned Completion Year:	2030	**Department:**	Electric Utility
Project Type:	Distinct	**Fund:**	591 - Electric Utility-Construction
Strategic Pillar	02 - Deliver and Enhance High Quality Efficient Services and Infrastructure		

Location 850 Duane Ave; 1205 Space Park Dr

Project Description This project involves reconductoring 0.2 miles of the Duane-to-Scott 115 kV line to achieve a capacity of at least 3,000 amps by replacing the breakers, disconnect switches, and related equipment at Duane Substation with new components rated for 3,000 amps. This upgrade will raise the emergency rating of the Duane-to-Scott 115 kV line to 3,000 amps and enhance system reliability. The project will be coordinated with the Scott Receiving Station (SRS) rebuild project.

Funding Sources Load Development Fee, Transfer in from Electric Utility Operating Fund

Funding Sources	All Prior Actuals	2025/26	2026/27	2027/28	2028/29	2029/30	2030/31	Total
Total Sources	-	$2,420,000	$130,000	$3,459,000	$4,567,000	$969,000	-	**$11,545,000**

Expenditures	All Prior Actuals	2025/26	2026/27	2027/28	2028/29	2029/30	2030/31	Total
Construction	-	$1,137,365	-	-	$2,901,000	-	-	$4,038,365
Contingencies/Misc	-	$196,964	$130,000	$1,153,000	$1,522,000	$323,000	-	$3,324,964
Engineering	-	$1,085,671	-	-	-	$215,000	-	$1,300,671
Equipment	-	-	-	$2,162,000	-	-	-	$2,162,000
Personnel	-	-	-	$144,000	$144,000	$431,000	-	$719,000
Total Expenditures	-	$2,420,000	$130,000	$3,459,000	$4,567,000	$969,000	-	**$11,545,000**
Operating Impacts			-	-	-	-	-	-

FUNDED | 2466 - SOUTH LOOP RECONDUCTOR

Project Number:	2466	**Theme / Category:**	Electric Utility
Year Initiated:	2024	**Project Manager:**	Sadhana Shrestha
Planned Completion Year:	2030	**Department:**	Electric Utility
Project Type:	Distinct	**Fund:**	591 - Electric Utility-Construction
Strategic Pillar	02 - Deliver and Enhance High Quality Efficient Services and Infrastructure		
Location	2831 Homestead Rd; 1205 Space Park Dr		

Project Description

This project will reconductor approximately 4.16 miles of overhead 60 kV line, with a conductor rated for 3,000 amps, in two sections: between Laurelwood Substation and Kifer Receiving Station, and between Homestead Substation and Scott Receiving Station. To support new system load growth and rebalance existing loop loads, the South Loop requires an upgrade to provide additional capacity. Upon completion, this project will increase the South Loop's capacity from 196 MVA to 310 MVA and help redistribute load from the Center Loop.

Funding Sources

Load Development Fee, Transfer in from Electric Utility Operating Fund

Funding Sources	All Prior Actuals	2025/26	2026/27	2027/28	2028/29	2029/30	2030/31	Total
Total Sources	-	$4,010,000	-	$5,032,000	$21,725,000	$3,488,000	-	**$34,255,000**

Expenditures	All Prior Actuals	2025/26	2026/27	2027/28	2028/29	2029/30	2030/31	Total
Construction	-	-	-	-	$13,965,000	-	-	$13,965,000
Contingencies/Misc	-	-	-	$500,000	$7,242,000	$1,163,000	-	$8,905,000
Engineering	-	$4,010,000	-	-	-	$776,000	-	$4,786,000
Equipment	-	-	-	$4,014,000	-	-	-	$4,014,000
Personnel	-	-	-	$518,000	$518,000	$1,549,000	-	$2,585,000
Total Expenditures	-	$4,010,000	-	$5,032,000	$21,725,000	$3,488,000	-	**$34,255,000**

Operating Impacts			-	-	-	-	-	-

FUNDED | 2467 - NORTHWESTERN – ZENO 60KV RECONDUCTOR

Project Number:	2467	**Theme / Category:**	Electric Utility
Year Initiated:	2024	**Project Manager:**	Sadhana Shrestha
Planned Completion Year:	2032	**Department:**	Electric Utility
Project Type:	Distinct	**Fund:**	591 - Electric Utility-Construction
Strategic Pillar	02 - Deliver and Enhance High Quality Efficient Services and Infrastructure		
Location	2690 Condensa St; 3050 Semiconductor Dr		

Project Description

This project will reconductor 1.49 miles of the Northwestern-to-Zeno 60 kV line with 715 aluminum conductor composite reinforced (ACCR) to achieve a 3,000 amp rating, replace disconnect switches 31 and 33 at Northwestern Substation with 3,000 amp units, and replace all 2,000 amp breakers and disconnect switches at Zeno Substation with new 3,000 amp equipment. These upgrades will increase the emergency rating of the Northwestern-to-Zeno 60 kV line to 3,000 amps to accommodate new load growth and maintain system reliability.

Funding Sources

Transfer in from Electric Utility Operating Fund

Funding Sources	All Prior Actuals	2025/26	2026/27	2027/28	2028/29	2029/30	2030/31	Total
Total Sources	$224	$999,776	-	-	-	$13,435,000	$13,614,000	**$28,049,000**

Expenditures	All Prior Actuals	2025/26	2026/27	2027/28	2028/29	2029/30	2030/31	Total
Construction	-	-	-	-	-	-	$8,560,000	$8,560,000
Contingencies/Misc	-	-	-	-	-	$4,808,000	$4,538,000	$9,346,000
Engineering	-	$999,776	-	-	-	$4,636,000	-	$5,635,776
Equipment	-	-	-	-	-	$3,474,000	-	$3,474,000
Personnel	$224	-	-	-	-	$517,000	$516,000	$1,033,224
Total Expenditures	$224	$999,776	-	-	-	$13,435,000	$13,614,000	**$28,049,000**

Operating Impacts			-	-	-	-	-	-

FUNDED | 2468 - PALM SUBSTATION EXPANSION

Project Number:	2468	**Theme / Category:**	Electric Utility
Year Initiated:	2024	**Project Manager:**	Ryan Do
Planned Completion Year:	2029	**Department:**	Electric Utility
Project Type:	Distinct	**Fund:**	591 - Electric Utility-Construction
Strategic Pillar	02 - Deliver and Enhance High Quality Efficient Services and Infrastructure		
Location	4211 Lafayette St		

Project Description

This project will expand Palm Substation by installing a third 60 kV/12 kV (56 MVA) transformer with associated 12 kV switchgear in order to meet projected load growth and new development in the area served by Palm Substation.

Funding Sources

Developer Contributions, Transfer in from Electric Utility Operating Fund

Funding Sources	All Prior Actuals	2025/26	2026/27	2027/28	2028/29	2029/30	2030/31	Total
Total Sources	$6,061	$6,231,014	$8,435,000	$5,430,000	-	-	-	**$20,102,075**

Expenditures	All Prior Actuals	2025/26	2026/27	2027/28	2028/29	2029/30	2030/31	Total
Construction	-	-	-	$4,400,000	-	-	-	$4,400,000
Engineering	-	$6,231,014	-	$910,000	-	-	-	$7,141,014
Equipment	-	-	$8,400,000	-	-	-	-	$8,400,000
Personnel	$6,061	-	$35,000	$120,000	-	-	-	$161,061
Total Expenditures	$6,061	$6,231,014	$8,435,000	$5,430,000	-	-	-	**$20,102,075**
Operating Impacts			-	-	-	-	-	-

FUNDED | 2469 - AGNEW REBUILD AND EXPANSION

Project Number:	2469	**Theme / Category:**	Electric Utility
Year Initiated:	2024	**Project Manager:**	Ryan Do
Planned Completion Year:	2033	**Department:**	Electric Utility
Project Type:	Distinct	**Fund:**	591 - Electric Utility-Construction
Strategic Pillar	02 - Deliver and Enhance High Quality Efficient Services and Infrastructure		
Location	2375 Agnew Rd		

Project Description

This project is a full rebuild of Agnew Substation, which includes new grounding grid, foundations, support structures, and 12kV and 60 kV equipment to accommodate anticipated load growth in the substation service area. New equipment consists of breakers, switches, bus bar, transformers, conductor drops, etc. All new equipment will support 3000 Amp ratings and the larger 56 MVA transformers.

Funding Sources

Transfer in from Electric Utility Operating Fund

Funding Sources	All Prior Actuals	2025/26	2026/27	2027/28	2028/29	2029/30	2030/31	Total
Total Sources	$4,377	$5,995,623	-	-	-	$29,700,000	$8,650,000	**$44,350,000**

Expenditures	All Prior Actuals	2025/26	2026/27	2027/28	2028/29	2029/30	2030/31	Total
Construction	-	-	-	-	-	-	$8,650,000	$8,650,000
Engineering	-	$5,995,623	-	-	-	-	-	$5,995,623
Equipment	-	-	-	-	-	$29,700,000	-	$29,700,000
Personnel	$4,377	-	-	-	-	-	-	$4,377
Total Expenditures	$4,377	$5,995,623	-	-	-	$29,700,000	$8,650,000	**$44,350,000**

Operating Impacts			-	-	-	-	-	-

FUNDED | 2472 - NORTHWEST LOOP CAPACITY UPGRADE PHASE II

Project Number:	2472	**Theme / Category:**	Electric Utility
Year Initiated:	2025	**Project Manager:**	Sadhana Shrestha
Planned Completion Year:	2029	**Department:**	Electric Utility
Project Type:	Distinct	**Fund:**	591 - Electric Utility-Construction
Strategic Pillar	02 - Deliver and Enhance High Quality Efficient Services and Infrastructure		
Location	Northwest Loop		

Project Description

This project addresses three areas of the Northwest 60 kV Loop. Area 1 involves replacing breakers and disconnects at Central Substation. Area 2 consists of reconductoring the Central Substation-to-San Tomas Junction (CEN/STJ) line section with upgraded aluminum conductor composite reinforced (ACCR). Area 3 covers the design work for replacing the underground cable in the Northern Receiving Station-to-Mission Substation (NRS/MIS) line section with upgraded copper cable. Completing these upgrades will allow the Northwest Loop to operate reliably at higher load levels under both normal and emergency conditions.

Funding Sources

Transfer in from Electric Utility Operating Fund

Funding Sources	All Prior Actuals	2025/26	2026/27	2027/28	2028/29	2029/30	2030/31	Total
Total Sources	-	$4,000,000	$3,230,000	$359,000	$10,402,000	-	-	**$17,991,000**

Expenditures	All Prior Actuals	2025/26	2026/27	2027/28	2028/29	2029/30	2030/31	Total
Construction	-	-	-	-	$5,862,000	-	-	$5,862,000
Contingencies/Misc	-	-	$1,100,000	$120,000	$3,467,000	-	-	$4,687,000
Engineering	-	$4,000,000	-	-	$358,000	-	-	$4,358,000
Equipment	-	-	$1,891,000	-	-	-	-	$1,891,000
Personnel	-	-	$239,000	$239,000	$715,000	-	-	$1,193,000
Total Expenditures	-	$4,000,000	$3,230,000	$359,000	$10,402,000	-	-	**$17,991,000**

Operating Impacts			-	-	-	-	-	-

FUNDED | 2871 - MISCELLANEOUS STREET LIGHTING

Project Number:	2871	**Theme / Category:**	Electric Utility
Year Initiated:	2009	**Project Manager:**	Ryan Do
Planned Completion Year:	Ongoing	**Department:**	Electric Utility
Project Type:	Ongoing	**Fund:**	534 - Electric Utility-Street Lights
Strategic Pillar	02 - Deliver and Enhance High Quality Efficient Services and Infrastructure		
Location	Citywide		

Project Description

This project includes installation of additional streetlights and replacement of existing street lighting facilities to maintain adequate lighting levels. The work may include installing new streetlight foundations, new streetlight poles, new LED luminaires, and/or new pull boxes and wiring. The work is expected to occur in various locations in the city.

Funding Sources

Developer Contributions, Transfer in from Electric Utility Operating Fund

Funding Sources	All Prior Actuals	2025/26	2026/27	2027/28	2028/29	2029/30	2030/31	Total
Total Sources	$468,687	$320,720	$227,000	$228,000	$229,000	$230,000	$231,000	**$1,934,407**

Expenditures	All Prior Actuals	2025/26	2026/27	2027/28	2028/29	2029/30	2030/31	Total
Construction	$240,717	$314,759	$200,000	$200,000	$200,000	$200,000	$200,000	$1,555,476
Engineering	$3,971	-	-	-	-	-	-	$3,971
Equipment	-	$5,961	-	-	-	-	-	$5,961
Personnel	$148,999	-	$27,000	$28,000	$29,000	$30,000	$31,000	$293,999
Transfers Out	$75,000	-	-	-	-	-	-	$75,000
Total Expenditures	$468,687	$320,720	$227,000	$228,000	$229,000	$230,000	$231,000	**$1,934,407**

Operating Impacts			-	-	-	-	-	**-**

FUNDED | 2874 - LED STREET LIGHTING RETROFIT

Project Number:	2874	**Theme / Category:**	Electric Utility
Year Initiated:	2019	**Project Manager:**	Ryan Do
Planned Completion Year:	2027	**Department:**	Electric Utility
Project Type:	Distinct	**Fund:**	534 - Electric Utility-Street Lights
Strategic Pillar	02 - Deliver and Enhance High Quality Efficient Services and Infrastructure		
Location	Northside		

Project Description

This project replaces mercury vapor and high-pressure sodium luminaires with LED luminaires within the industrial and commercial areas of Santa Clara. Geographically, this includes areas north of the Caltrain railroad tracks and west of Lafayette Street. It does not include work to replace the existing street lights along Tasman Drive and Great America; this work is being performed in a separate capital project - 2875 Great America Street Light Replacement Project.

Funding Sources

Transfer in from Electric Utility Operating Fund and Electric Utility Operating Grant Trust Fund (Public Benefits Program)

Funding Sources	All Prior Actuals	2025/26	2026/27	2027/28	2028/29	2029/30	2030/31	Total
Total Sources	$1,784,540	$1,635,460	$7,420,000	-	-	-	-	**$10,840,000**

Expenditures	All Prior Actuals	2025/26	2026/27	2027/28	2028/29	2029/30	2030/31	Total
Construction	$1,698,618	$1,004,946	$7,400,000	-	-	-	-	$10,103,564
Engineering	-	$630,514	-	-	-	-	-	$630,514
Personnel	$85,922	-	$20,000	-	-	-	-	$105,922
Total Expenditures	$1,784,540	$1,635,460	$7,420,000	-	-	-	-	**$10,840,000**

Operating Impacts			-	-	-	-	-	-

FUNDED | FY27:NEW-ENG1 - REVENUE METERING IMPROVEMENT

Project Number:	FY27:NEW-ENG1	**Theme / Category:**	Electric Utility
Year Initiated:	2026	**Project Manager:**	Juan Sandoval
Planned Completion Year:	2029	**Department:**	Electric Utility
Project Type:	Distinct	**Fund:**	591 - Electric Utility-Construction
Strategic Pillar	02 - Deliver and Enhance High Quality Efficient Services and Infrastructure		
Location	Citywide		

Project Description

This project will replace the existing SVP revenue meters in SVP owned 60kV substation junctions with upgraded revenue meters, replace an obsolete MV-90 server, and implement the associated communication system, including integration with Santa Clara's Meter Data Management (MDM) system and Customer Information System (CIS) billing system. The scope includes a comprehensive review of the existing Advanced Metering Infrastructure (AMI), including meters, gateways, the backhaul network, headend system, MDM, and the MV-90 system to identify and design solutions for optimal integration. Input from revenue metering and billing stakeholders will be gathered to assess missing functionalities and needed enhancements such as net metering, time-of-use rates, and outage management. This information will support a full "Meter-to-Cash" assessment to determine required system upgrades, replacements, reconfigurations, and improvements to processes and reporting.

Funding Sources

Transfer in from Electric Utility Operating Grant Trust Fund (Public Benefits Program)

Funding Sources	All Prior Actuals	2025/26	2026/27	2027/28	2028/29	2029/30	2030/31	Total
Total Sources	-	-	$3,010,000	$2,260,000	-	-	-	**$5,270,000**

Expenditures	All Prior Actuals	2025/26	2026/27	2027/28	2028/29	2029/30	2030/31	Total
Engineering	-	-	$2,950,000	$2,200,000	-	-	-	$5,150,000
Personnel	-	-	$60,000	$60,000	-	-	-	$120,000
Total Expenditures	-	-	$3,010,000	$2,260,000	-	-	-	**$5,270,000**

Operating Impacts			-	-	-	-	-	-

FUNDED | FY27:NEW-GEN2 - HYDRO PENSTOCK REPAIRS

Project Number:	FY27:NEW-GEN2	**Theme / Category:**	Electric Utility
Year Initiated:	2026	**Project Manager:**	Alex Price
Planned Completion Year:	2028	**Department:**	Electric Utility
Project Type:	Distinct	**Fund:**	591 - Electric Utility-Construction
Strategic Pillar	02 - Deliver and Enhance High Quality Efficient Services and Infrastructure		
Location	Remote Assets		

Project Description

Penstocks are pressure pipes that convey water from the reservoirs to the hydroturbines. The penstocks at the Black Butte and Stony Gorge hydro facilities were inspected as part of routine maintenance. These penstocks were found to require base-metal repairs at areas of wall thinning. In addition, the coating systems need to be restored to prevent further degradation.

Funding Sources

Transfer in from Electric Utility Operating Fund

Funding Sources	All Prior Actuals	2025/26	2026/27	2027/28	2028/29	2029/30	2030/31	Total
Total Sources	-	-	$1,075,000	-	-	-	-	**$1,075,000**

Expenditures	All Prior Actuals	2025/26	2026/27	2027/28	2028/29	2029/30	2030/31	Total
Construction	-	-	$1,000,000	-	-	-	-	$1,000,000
Personnel	-	-	$75,000	-	-	-	-	$75,000
Total Expenditures	-	-	$1,075,000	-	-	-	-	**$1,075,000**

Operating Impacts			-	-	-	-	-	-

FUNDED | FY27:NEW-GEN4 - DVR SPARE ENGINE PROCUREMENT PROJECT

Project Number:	FY27:NEW-GEN4	**Theme / Category:**	Electric Utility
Year Initiated:	2026	**Project Manager:**	Tahsin Baccioglu
Planned Completion Year:	2029	**Department:**	Electric Utility
Project Type:	Distinct	**Fund:**	591 - Electric Utility-Construction
Strategic Pillar	02 - Deliver and Enhance High Quality Efficient Services and Infrastructure		
Location	850 Duane Avenue		

Project Description

SVP plans to procure an additional GE LM6000 gas turbine engine to enhance system reliability and maintain continuity of service during periods of high demand for the Donald Von Raesfeld (DVR) power plant. DVR is a city-owned combustion turbine generating facility located within the City of Santa Clara that operates with two installed turbine bays and three total engines, with one spare rotated into service when an operating unit is removed for scheduled maintenance. However, extended maintenance durations and industry-wide long lead times for overhauls and replacement parts create significant operational risk when only a single spare is available. Procuring a second spare engine will reduce the likelihood of service disruptions during peak load conditions, improve operational flexibility, and strengthen overall system reliability.

Funding Sources

Transfer in from Electric Utility Operating Fund

Funding Sources	All Prior Actuals	2025/26	2026/27	2027/28	2028/29	2029/30	2030/31	Total
Total Sources	-	-	$20,000,000	$10,000,000	-	-	-	**$30,000,000**

Expenditures	All Prior Actuals	2025/26	2026/27	2027/28	2028/29	2029/30	2030/31	Total
Equipment	-	-	$20,000,000	$10,000,000	-	-	-	$30,000,000
Total Expenditures	-	-	$20,000,000	$10,000,000	-	-	-	**$30,000,000**

Operating Impacts			-	-	-	-	-	-

FUNDED | FY27:NEW-OPS1 - SCADA UPGRADE

Project Number:	FY27:NEW-OPS1	**Theme / Category:**	Electric Utility
Year Initiated:	2026	**Project Manager:**	Jeff Ipsaro
Planned Completion Year:	2029	**Department:**	Electric Utility
Project Type:	Distinct	**Fund:**	591 - Electric Utility-Construction
Strategic Pillar	02 - Deliver and Enhance High Quality Efficient Services and Infrastructure		
Location	1705 Martin Ave; 881 Martin Ave		

Project Description

This project will upgrade SVP's existing and end-of-life Supervisory Control and Data Acquisition (SCADA) system. The SCADA system is a critical tool used by NERC-certified operators to monitor and control the SVP power grid and is regulated under North American Electric Reliability Corporation (NERC) Critical Infrastructure Protection (CIP) standards.

Funding Sources

Transfer in from Electric Utility Operating Fund

Funding Sources	All Prior Actuals	2025/26	2026/27	2027/28	2028/29	2029/30	2030/31	Total
Total Sources	-	-	$2,500,000	-	-	-	-	**$2,500,000**

Expenditures	All Prior Actuals	2025/26	2026/27	2027/28	2028/29	2029/30	2030/31	Total
Equipment	-	-	$2,500,000	-	-	-	-	$2,500,000
Total Expenditures	-	-	$2,500,000	-	-	-	-	**$2,500,000**

Operating Impacts			-	-	-	-	-	-

FUNDED | FY27:NEW-PLN1 - CAISO 3RD 230KV T-LINE INTO NRS

Project Number:	FY27:NEW-PLN1	**Theme / Category:**	Electric Utility
Year Initiated:	2026	**Project Manager:**	Sadhana Shrestha
Planned Completion Year:	2031	**Department:**	Electric Utility
Project Type:	Distinct	**Fund:**	591 - Electric Utility-Construction
Strategic Pillar	02 - Deliver and Enhance High Quality Efficient Services and Infrastructure		
Location	4952 Bill Walsh Way; 810 Thomas Foon Chew Way		

Project Description

This project expands SVP's 230 kV facilities at NRS and the SVP Switching Station (SSS) to meet the California Independent System Operator's (CAISO) proposed requirement for a new 230 kV transmission line into SVP's Northern Receiving Station (NRS) by 2030.

At NRS, the work includes expanding the existing 230 kV double bus, installing a new 230/115 kV 560 MVA transformer, relocating an existing 115 kV line, installing higher capacity 80kA breakers, building new interconnection structures for the incoming CAISO 230 kV lines, and upgrading the protection and control equipment in the control rooms.

At SSS, the work may involve one of several options: installing a second 500 MVA phase-shifting transformer (PST), purchasing a spare 500 MVA PST, or installing a second 1000 MVA PST. The 1000 MVA PST option would also require reconductoring the 230 kV overhead line between NRS and SSS and the emergency rating of the existing underground cable between the two stations will need to be evaluated.

Funding Sources

Transfer in from Electric Utility Operating Fund, Debt Financing

Funding Sources	All Prior Actuals	2025/26	2026/27	2027/28	2028/29	2029/30	2030/31	Total
Total Sources	-	-	$60,130,000	$24,260,000	$21,730,000	$3,240,000	-	**$109,360,000**

Expenditures	All Prior Actuals	2025/26	2026/27	2027/28	2028/29	2029/30	2030/31	Total
Construction	-	-	-	-	$14,670,000	-	-	$14,670,000
Contingencies/Misc	-	-	$18,230,000	$5,650,000	$6,550,000	$980,000	-	$31,410,000
Engineering	-	-	$9,390,000	-	-	$760,000	-	$10,150,000
Equipment	-	-	$32,000,000	$18,100,000	-	-	-	$50,100,000
Personnel	-	-	$510,000	$510,000	$510,000	$1,500,000	-	$3,030,000
Total Expenditures	-	-	$60,130,000	$24,260,000	$21,730,000	$3,240,000	-	**$109,360,000**
Operating Impacts			-	-	-	-	-	-

FUNDED | FY27:NEW-PLN2 - SYSTEM WIDE DISTRIBUTION CAPACITOR REPLACEMENT

Project Number:	FY27:NEW-PLN2	**Theme / Category:**	Electric Utility
Year Initiated:	2026	**Project Manager:**	Eric Shum
Planned Completion Year:	2029	**Department:**	Electric Utility
Project Type:	Distinct	**Fund:**	591 - Electric Utility-Construction
Strategic Pillar	02 - Deliver and Enhance High Quality Efficient Services and Infrastructure		
Location	Citywide		

Project Description

This project will install new distribution capacitor banks on feeders where additional reactive power (Volt-Ampere Reactive or VAR) support is needed and implement SCADA-enabled remote operation and telemetry on selected units. These new installations and upgrades will bring general distribution substation banks closer to unity power factor, enhancing overall efficiency, reliability, and performance of the distribution system.

Funding Sources

Transfer in from Electric Utility Operating Fund

Funding Sources	All Prior Actuals	2025/26	2026/27	2027/28	2028/29	2029/30	2030/31	Total
Total Sources	-	-	$1,078,000	$772,000	$773,000	$40,000	-	**$2,663,000**

Expenditures	All Prior Actuals	2025/26	2026/27	2027/28	2028/29	2029/30	2030/31	Total
Construction	-	-	$420,000	$420,000	$420,000	-	-	$1,260,000
Equipment	-	-	$616,000	$308,000	$308,000	-	-	$1,232,000
Personnel	-	-	$42,000	$44,000	$45,000	$40,000	-	$171,000
Total Expenditures	-	-	$1,078,000	$772,000	$773,000	$40,000	-	**$2,663,000**

Operating Impacts			-	-	-	-	-	-

FUNDED | FY27:NEW-PLN3 - CENTRAL EXPRESSWAY UNDERBUILD DOUBLE CIRCUITED 60KV & 12KV

Project Number:	FY27:NEW-PLN3	**Theme / Category:**	Electric Utility
Year Initiated:	2026	**Project Manager:**	Eric Shum
Planned Completion Year:	2029	**Department:**	Electric Utility
Project Type:	Distinct	**Fund:**	591 - Electric Utility-Construction
Strategic Pillar	02 - Deliver and Enhance High Quality Efficient Services and Infrastructure		
Location	Central Expressway		

Project Description

This project will replace poles along Central Expressway to enable double-circuited 60 kV lines above and 12 kV lines below. The work will be coordinated with other 60 kV projects, including loop rebalancing projects. The project is driven by continued load growth from existing customers and new developments in the area. This approach maximizes existing station capacity, defers upgrades to Uranium and Walsh substations, and provides operational flexibility to transfer load between stations for future maintenance or system improvements.

Funding Sources

Transfer in from Electric Utility Operating Fund

Funding Sources	All Prior Actuals	2025/26	2026/27	2027/28	2028/29	2029/30	2030/31	Total
Total Sources	-	-	$6,555,000	$9,669,000	$6,933,000	-	-	**$23,157,000**

Expenditures	All Prior Actuals	2025/26	2026/27	2027/28	2028/29	2029/30	2030/31	Total
Construction	-	-	-	$6,885,000	$6,885,000	-	-	$13,770,000
Engineering	-	-	$3,772,000	-	-	-	-	$3,772,000
Equipment	-	-	$2,738,000	$2,738,000	-	-	-	$5,476,000
Personnel	-	-	$45,000	$46,000	$48,000	-	-	$139,000
Total Expenditures	-	-	$6,555,000	$9,669,000	$6,933,000	-	-	**$23,157,000**

Operating Impacts			-	-	-	-	-	-

FUNDED | FY27:NEW-PLN4 - NRS TO AGNEW 60 KV LINE RECONDUCTORING

Project Number:	FY27:NEW-PLN4	**Theme / Category:**	Electric Utility
Year Initiated:	2026	**Project Manager:**	Sadhana Shrestha
Planned Completion Year:	2030	**Department:**	Electric Utility
Project Type:	Distinct	**Fund:**	591 - Electric Utility-Construction
Strategic Pillar	02 - Deliver and Enhance High Quality Efficient Services and Infrastructure		
Location	2375 Agnew Rd; 4952 Bill Walsh Way		

Project Description

This project involves reconductoring a section of the Northern Receiving Station-to-Agnew Substation 60 kV line and upgrading associated breakers and disconnects to increase capacity and reliability. Completion of this work, along with related upgrades at the Northern Receiving Station, will allow the Northeast loop to operate at higher load levels under both normal and emergency conditions, improving overall system performance and flexibility. This project will be coordinated with the Agnew Rebuild and Expansion project.

Funding Sources

Transfer in from Electric Utility Operating Fund

Funding Sources	All Prior Actuals	2025/26	2026/27	2027/28	2028/29	2029/30	2030/31	Total
Total Sources	-	-	$1,735,000	$1,422,000	$6,444,000	$1,065,000	-	**$10,666,000**

Expenditures	All Prior Actuals	2025/26	2026/27	2027/28	2028/29	2029/30	2030/31	Total
Construction	-	-	-	-	$3,103,000	-	-	$3,103,000
Contingencies/Misc	-	-	$867,000	$711,000	$3,222,000	$532,000	-	$5,332,000
Engineering	-	-	$749,000	-	-	$178,000	-	$927,000
Equipment	-	-	-	$592,000	-	-	-	$592,000
Personnel	-	-	$119,000	$119,000	$119,000	$355,000	-	$712,000
Total Expenditures	-	-	$1,735,000	$1,422,000	$6,444,000	$1,065,000	-	**$10,666,000**

Operating Impacts			-	-	-	-	-	-

FUNDED | FY27:NEW-PLN5 - FLEXIBLE LOAD INTERCONNECTION PROGRAM

Project Number:	FY27:NEW-PLN5	**Theme / Category:**	Electric Utility
Year Initiated:	2026	**Project Manager:**	Sadhana Shrestha
Planned Completion Year:	2028	**Department:**	Electric Utility
Project Type:	Distinct	**Fund:**	591 - Electric Utility-Construction
Strategic Pillar	02 - Deliver and Enhance High Quality Efficient Services and Infrastructure		
Location	Citywide		

Project Description

This project enhances SVP's existing manual load shedding program by implementing a flexible load interconnection program that allows existing 60kV data center customers to ramp up to higher load levels by accepting flexible capacity. This project will maintain SVP grid reliability during the balancing area and local system emergencies. SVP will work with data center customers to gain access to their 12kV circuit breakers, enabling SVP to shed data center loads through SVP supervisory control and data acquisition (SCADA) if data center customers cannot comply with SVP load shedding requests.

This project will require installation, programming, configuration, and commissioning of protection and control (P&C) devices such as real-time automation controllers (RTACs), protective relays, circuit breakers, SCADA panels, and fiber-optic cables. In addition, it will require customers to communicate analog and digital points to SVP.

Funding Sources

Transfer in from Electric Utility Operating Fund

Funding Sources	All Prior Actuals	2025/26	2026/27	2027/28	2028/29	2029/30	2030/31	Total
Total Sources	-	-	$7,099,000	$3,611,000	-	-	-	**$10,710,000**

Expenditures	All Prior Actuals	2025/26	2026/27	2027/28	2028/29	2029/30	2030/31	Total
Construction	-	-	$552,000	$1,657,000	-	-	-	$2,209,000
Contingencies/Misc	-	-	$2,366,000	$1,204,000	-	-	-	$3,570,000
Engineering	-	-	$2,100,000	$179,000	-	-	-	$2,279,000
Equipment	-	-	$1,700,000	-	-	-	-	$1,700,000
Personnel	-	-	$381,000	$571,000	-	-	-	$952,000
Total Expenditures	-	-	$7,099,000	$3,611,000	-	-	-	**$10,710,000**

Operating Impacts			-	-	-	-	-	-

FUNDED | FY27:NEW-PLN6 - URANIUM FEEDER RELIABILITY IMPROVEMENT

Project Number:	FY27:NEW-PLN6	**Theme / Category:**	Electric Utility
Year Initiated:	2026	**Project Manager:**	Allan Agatep
Planned Completion Year:	2029	**Department:**	Electric Utility
Project Type:	Distinct	**Fund:**	591 - Electric Utility-Construction
Strategic Pillar	02 - Deliver and Enhance High Quality Efficient Services and Infrastructure		
Location	2705 Bowers Ave		

Project Description

This project will modernize and improve distribution reliability for feeders exiting Uranium Substation. The scope includes reconductoring the first approximately 1,000 feet of each feeder phase from the substation getaway to the nearest riser with new underground cable, updating terminations and splices, and improving concentric-neutral bonding. New SCADA-integrated reclosers will be installed at roughly half of the total circuit length (about 1.5 to 2 miles downstream) to create a new protection zone, enhance sectionalizing, and reduce the impact of outages. The project also includes updating protection settings, integrating communications and remote terminal units (RTUs), and completing as-built documentation.

Funding Sources

Transfer in from Electric Utility Operating Fund

Funding Sources	All Prior Actuals	2025/26	2026/27	2027/28	2028/29	2029/30	2030/31	Total
Total Sources	-	-	$475,000	$606,000	$288,000	-	-	**$1,369,000**

Expenditures	All Prior Actuals	2025/26	2026/27	2027/28	2028/29	2029/30	2030/31	Total
Construction	-	-	-	$218,000	$218,000	-	-	$436,000
Engineering	-	-	$88,000	-	$22,000	-	-	$110,000
Equipment	-	-	$342,000	$342,000	-	-	-	$684,000
Personnel	-	-	$45,000	$46,000	$48,000	-	-	$139,000
Total Expenditures	-	-	$475,000	$606,000	$288,000	-	-	**$1,369,000**

Operating Impacts			-	-	-	-	-	-

FUNDED | FY27:NEW-PLN7 - SPARE EQUIPMENT STRATEGY & PROCUREMENT

Project Number:	FY27:NEW-PLN7	**Theme / Category:**	Electric Utility
Year Initiated:	2026	**Project Manager:**	Allan Agatep
Planned Completion Year:	2029	**Department:**	Electric Utility
Project Type:	Distinct	**Fund:**	591 - Electric Utility-Construction
Strategic Pillar	02 - Deliver and Enhance High Quality Efficient Services and Infrastructure		
Location	Citywide		

Project Description

This multi-year program reconditions legacy substation transformers to create a strategic spare fleet and procures a new dedicated Generator Step-up (GSU) transformer for Duane Substation. The program includes refurbishing select 60/12 kV units from existing sites and acquiring a turnkey 130 MVA spare transformer, which will be stored ready for rapid deployment in the event of a transformer failure. The primary purpose is contingency readiness to minimize outage duration and risk by ensuring immediate-fit spares are available. The program supports asset management objectives by enhancing safety, reliability, lifecycle value, and resiliency through standardized spare interfaces, improved condition visibility via monitoring, and codified storage and mobilization practices.

Funding Sources

Transfer in from Electric Utility Operating Fund

Funding Sources	All Prior Actuals	2025/26	2026/27	2027/28	2028/29	2029/30	2030/31	Total
Total Sources	-	-	$20,198,000	$19,321,000	$4,478,000	-	-	**$43,997,000**

Expenditures	All Prior Actuals	2025/26	2026/27	2027/28	2028/29	2029/30	2030/31	Total
Construction	-	-	-	$1,536,000	$1,536,000	-	-	$3,072,000
Engineering	-	-	$2,414,000	-	$2,894,000	-	-	$5,308,000
Equipment	-	-	$17,739,000	$17,739,000	-	-	-	$35,478,000
Personnel	-	-	$45,000	$46,000	$48,000	-	-	$139,000
Total Expenditures	-	-	$20,198,000	$19,321,000	$4,478,000	-	-	**$43,997,000**

Operating Impacts			-	-	-	-	-	-

FUNDED | FY27:NEW-PLN8 - DYNAMIC FACILITY RATINGS PROJECT

Project Number:	FY27:NEW-PLN8	**Theme / Category:**	Electric Utility
Year Initiated:	2026	**Project Manager:**	Allan Agatep
Planned Completion Year:	2029	**Department:**	Electric Utility
Project Type:	Distinct	**Fund:**	591 - Electric Utility-Construction
Strategic Pillar	02 - Deliver and Enhance High Quality Efficient Services and Infrastructure		
Location	Citywide		

Project Description

This project will develop and implement a Dynamic Ratings Program across SVP's transmission assets to safely increase asset utilization and expand operating capacity. The program will introduce Dynamic Line Ratings (DLR) for selected overhead lines by calculating real-time thermal capacity using environmental and loading conditions rather than static worst-case ampacity limits, as well as Dynamic Transformer Ratings (DTR) by determining real-time transformer capability based on thermal modeling of winding and oil temperatures. The project will integrate these dynamic ratings into SCADA/EMS/DMS systems, providing operators with actionable, time-varying capacity information, alarms, audit trails, and automated reversion to static ratings. It will also establish the operational standards, procedures, and training necessary for DLR and DTR to become routine tools in day-to-day grid operations. To complete this work, SVP will hire a consultant to perform the engineering analysis and develop program standards, procure the required software and sensors, and carry out the construction and integration activities necessary to deploy the technology in the field.

Funding Sources

Transfer in from Electric Utility Operating Fund

Funding Sources	All Prior Actuals	2025/26	2026/27	2027/28	2028/29	2029/30	2030/31	Total
Total Sources	-	-	$345,000	$696,000	$1,098,000	-	-	**$2,139,000**

Expenditures	All Prior Actuals	2025/26	2026/27	2027/28	2028/29	2029/30	2030/31	Total
Construction	-	-	-	$200,000	$450,000	-	-	$650,000
Engineering	-	-	$300,000	$200,000	$250,000	-	-	$750,000
Equipment	-	-	-	$250,000	$350,000	-	-	$600,000
Personnel	-	-	$45,000	$46,000	$48,000	-	-	$139,000
Total Expenditures	-	-	$345,000	$696,000	$1,098,000	-	-	**$2,139,000**

Operating Impacts			-	-	-	-	-	-

FUNDED | FY27:NEW-PLN9 - DUANE SUBSTATION BULK ELECTRIC SYSTEM COMPLIANCE REQUIREMENT

Project Number:	FY27:NEW-PLN9	**Theme / Category:**	Electric Utility
Year Initiated:	2026	**Project Manager:**	Sadhana Shrestha
Planned Completion Year:	2028	**Department:**	Electric Utility
Project Type:	Distinct	**Fund:**	591 - Electric Utility-Construction
Strategic Pillar	02 - Deliver and Enhance High Quality Efficient Services and Infrastructure		
Location	901 Comstock St		

Project Description

This project will ensure that Bulk Electric System (BES) elements associated with the Duane Substation's existing protection system meet North American Electric Reliability Corporation Transmission Planning (NERC TPL) 001-05 Category P5 compliance requirements. The work includes conducting a preliminary investigation to identify appropriate mitigation measures, which may include installing monitoring devices and communication systems to report data to the Control Center, adding redundant DC supplies, and implementing lockout devices and trip coils. The project also includes designing and implementing the selected mitigation solutions across applicable elements connected to the Duane Substation, such as generators, transmission lines, switchgear, transformers, and bus equipment.

Funding Sources

Transfer in from Electric Utility Operating Fund

Funding Sources	All Prior Actuals	2025/26	2026/27	2027/28	2028/29	2029/30	2030/31	Total
Total Sources	-	-	$153,000	$862,000	-	-	-	**$1,015,000**

Expenditures	All Prior Actuals	2025/26	2026/27	2027/28	2028/29	2029/30	2030/31	Total
Construction	-	-	-	$180,000	-	-	-	$180,000
Contingencies/Misc	-	-	$51,000	$287,000	-	-	-	$338,000
Engineering	-	-	$84,000	-	-	-	-	$84,000
Equipment	-	-	-	$300,000	-	-	-	$300,000
Personnel	-	-	$18,000	$95,000	-	-	-	$113,000
Total Expenditures	-	-	$153,000	$862,000	-	-	-	**$1,015,000**

Operating Impacts			-	-	-	-	-	-

This page is intentionally left blank.

Other Community Projects

This page is intentionally left blank.

INTRODUCTION

The capital projects within the Other Community Projects category include those that do not easily fit within one of the other CIP categories such as the Related Santa Clara Project and projects for developments related to the Tasman East Specific Plan and the Patrick Henry Drive Specific Plan. This theme also includes projects for costs associated with the General Obligation (GO) Bond projects, including those that are not eligible to be covered by the GO bond itself. The goals of projects in this category are to explore opportunities, through public-private partnerships and community engagement, that would guide the growth of the City by maximizing the overall economic benefit of future land uses and create a more vibrant community.

Funding Our Top Priorities

The projects included in the CIP were determined in accordance with both the City Council's Strategic Pillars and the budget priorities. The chart below illustrates the funding amount per Strategic Pillar within the Other Community Projects category.

The five-year CIP Other Community Projects budget totals $19.0 million. The CIP projects were prioritized by the following criteria:

Priority	Description
A	critical need mandated, emergency, or under construction
B	maintenance system reliability and/or ongoing operations
C	future system needs or future regulatory requirements
D	not critical, but achieve efficiencies and/or sustainability

Project Highlights

Major projects in the Other Community Projects category are detailed below.

Related Santa Clara Project

The Related Santa Clara project, previously referred to as City Place, is envisioned to be an approximately 240-acre, multi-phased urban city development located in the heart of the Silicon Valley, in the northern part of the City of Santa Clara. The project will create a new center of activity for the community and region, providing significant mixed-use development at an urban scale, as well as accessible outdoor spaces and new infrastructure to support the development. City staff is providing development services for the project, offset by reimbursement from the Related Santa Clara project.

Tasman East Specific Plan and Patrick Henry Drive Specific Plan Projects

Both specific plans identify infrastructure items to be funded by impact fees to equitably distribute the infrastructure costs within the specific plan areas. The Tasman East Specific Plan and the Patrick Henry Drive Specific Plan projects support the City administration of the specific plans. Developer reimbursements are also anticipated for infrastructure improvements in the event the developers build out more than their fee requires.

Measure I General Obligation Bond Related Projects

On November 5, 2024, voters in the City of Santa Clara approved ballot Measure I, the Public Facilities and Infrastructure Bond Measure. This GO bond authorizes the issuance of $400 million to help address over $600 million in unfunded infrastructure needs. While an expenditure plan allocating these bond funds to various categories has been approved, there remain costs that are not eligible to be funded via the GO bond. These costs include bond project implementation and the furniture, fixtures, and equipment costs necessary for the operations of the facilities that are part of the approved GO bond expenditure plan. Funding has been set aside for these types of costs.

Major Accomplishments

Downtown Precise Plan

On December 5, 2023, the City of Santa Clara City Council certified an Environmental Impact Report (EIR) and adopted the Downtown Precise Plan and Form Based Zoning Code to implement the community's vision and objectives for a vibrant, pedestrian-oriented destination Downtown with a mix of residential, office, and civic uses. Work has started on the associated infrastructure fee including identifying infrastructure items to be funded by an impact fee to equitably distribute the infrastructure costs within the Plan area. This is anticipated to be brought to City Council by the end of 2026.

El Camino Real Specific Plan

A draft of the El Camino Real (ECR) Specific Plan was previously considered by the City Council for adoption in 2021. The City Council did not take action on this Plan and directed City staff to modify the Plan to reduce residential density and maximum building heights. City staff, working with the Specific Plan consultant, and the community have completed the revisions to the Plan, which was brought to the Planning Commission on April 8, 2026 for a recommendation to the City Council for action on the Adoption on May 19, 2026.

Transportation Demand Management (TDM)

At the April 18, 2023 City Council meeting, the City Council approved an Agreement for Services with Hexagon Transportation Consultants, Inc. for Preparation and Application of a Transportation Demand Management Monitoring and Administration Program for Development Projects. Staff, working with the consultant, built out a website for developers and property owners to submit their annual monitoring reports for their TDM plans. The website was launched in June 2024.

Zoning Code Update

The City Council adopted an Updated Zoning Code in December 2023. The sections regarding procedures, permit processing and definitions (Article 1, the single-family sections of Article 2, and Articles 3-8) were effective February 8, 2024, 30 days after the second reading of the ordinance on January 9, 2024. Zoning Districts other than single-family were effective August 15, 2024, which corresponds to the effective date of the zoning map. The City Council adopted the first Zoning Code clean-up ordinance on August 20, 2024, which included the advisory that subsequent clean-up ordinances would be on the horizon. A second clean-up ordinance was adopted in June 2025. As an ongoing update, staff periodically brings clean-up ordinances to address clerical inconsistencies within the document or areas needing further clarification based on implementation of the new zoning code and to be consistent with State Law. The City is bringing forward its third “clean-up” ordinance for the Zoning Code Update to City Council in May 2026.

Financing Sources

General Fund
The General Fund is used to support the City’s general capital projects.

Capital Sinking Fund
As part of the FY 2026/27 and FY 2027/28 Proposed Capital Improvement Program Budget, a new fund is recommended to be established. This fund will act as a sinking fund for all general capital projects across the City. Transfers from the General Fund are planned to support this sinking fund.

Developer Contributions
The Related Santa Clara Project Developer has entered into an agreement to provide funding for City staff positions specifically added to support the Related Santa Clara project as well as to reimburse for third-party contracts used to support the project. This will ensure that the City has timely and sufficient resources for plan checks and permit reviews. The Patrick Henry Drive Administration project is funded via the Patrick Henry Drive Specific Plan Infrastructure Impact Fees, while the Tasman East Administration project will be funded via Tasman East Infrastructure Impact Fees.

Operating Budget Impacts

Projects within the Other Community Projects category are not expected to have additional operating and maintenance costs.

Unfunded Needs

Although the CIP provides for the majority of requests, there remains needs that have not been addressed. As highlighted in the chart below, the total funding needs for the Other Community Projects program totals $19.1 million. Of this amount, $19.0 million is funded, leaving $0.1 million of unfunded needs.

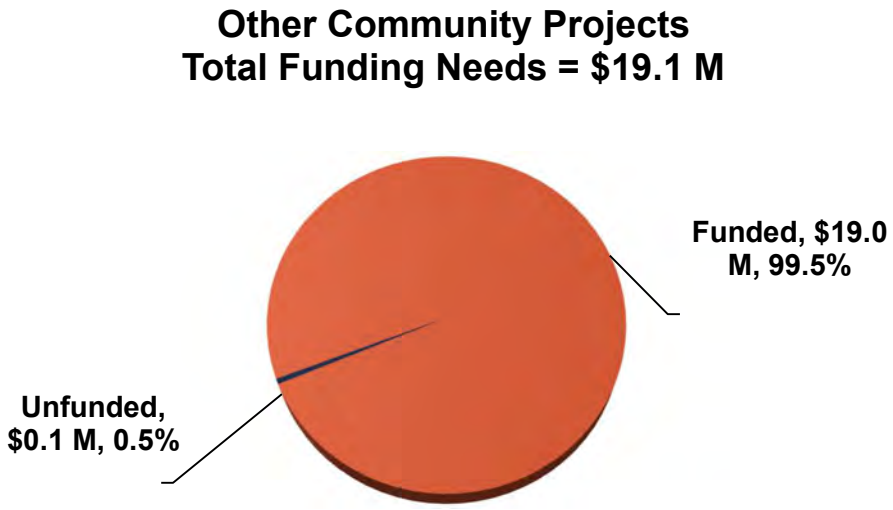

The graph below shows the project that remains as partially funded in the Other Community Projects category. For more project information, please see the Unfunded Projects – Other Community Projects list at the end of this section.

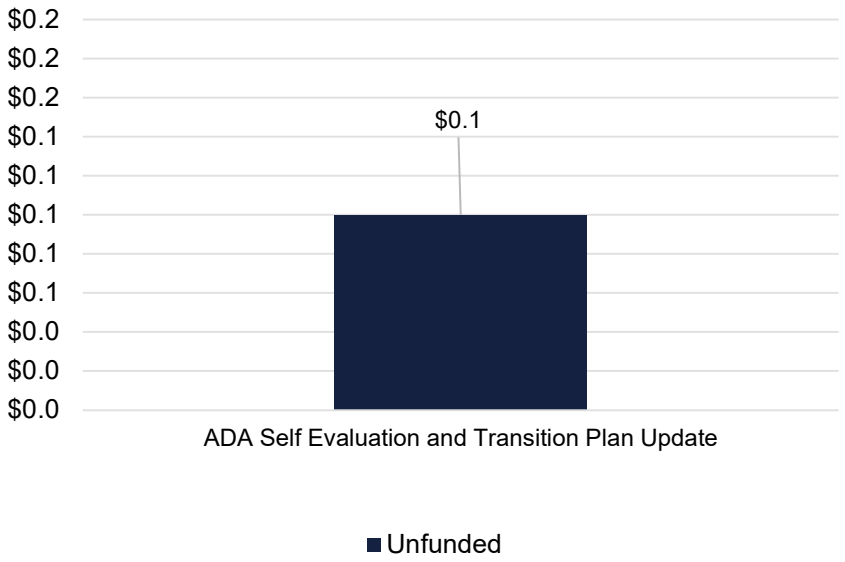

ADA Self-Evaluation and Transition Plan Update

The City Council adopted the Americans with Disabilities Act (ADA) Self-Evaluation and Transition Plan in 2024 for public buildings, parks, and public rights-of-way. The Plan identified improvements public buildings to address barriers to accessibility. This project provides funding for consultant support services.

FUNDED | PROJECTS BUDGETED COST SUMMARY

Other Community Projects	2025/26	2026/27	2027/28	2028/29	2029/30	2030/31	Five-Year CIP Total
1199 - PW Capital Projects Management - Streets and Highways	$2,415,362	-	-	-	-	-	-
1899 - PW Capital Projects Management - Storm Drain	$179,607	-	-	-	-	-	-
1979 - PW Capital Projects Management - Sewer	$359,760	-	-	-	-	-	-
3199 - PW Capital Projects Management - Parks & Recreation	$557,269	-	-	-	-	-	-
4099 - PW Capital Projects Management - Fire	$28,345	-	-	-	-	-	-
4511 - Related General Admin Project	$153,406	$94,929	$98,877	$103,827	$106,168	$108,870	$512,671
4513 - Other Development Project Services	$913,001	$650,000	$650,000	$650,000	$650,000	$650,000	$3,250,000
4610 - Tasman East Infrastructure Fee Administration	$30,422	$29,865	$30,462	$31,071	$31,692	$32,326	$155,416
4611 - Tasman East Infrastructure Fee – Developer Reimbursements	$4,231,231	-	-	-	-	-	-
5099 - PW Capital Projects Management - Library	$21,804	-	-	-	-	-	-
5211 - Civic Center Drive - Low Income Housing	$4,944,484	-	-	-	-	-	-
6153 - ADA Self Evaluation and Transition Plan Update	$55,772	$50,000	-	-	-	-	$50,000
6175 - Commerce & Peddler's Maintenance	$889,921	-	-	-	-	-	-
6179 - UPRR Agnew Siding Project - City Utility Protection/Relocation	$1,746,271	-	-	-	-	-	-
6199 - PW Capital Projects Management - Public Buildings	$187,511	-	-	-	-	-	-
6559 - Downtown Master Plan	$49,511	-	-	-	-	-	-
6562 - Transportation Demand Management	$112,839	-	-	-	-	-	-

FUNDED | PROJECTS BUDGETED COST SUMMARY

Other Community Projects	2025/26	2026/27	2027/28	2028/29	2029/30	2030/31	Five-Year CIP Total
6563 - El Camino Real Specific Plan	$710,825	-	-	-	-	-	-
6564 - Precise Plan for Downtown	$1,611	-	-	-	-	-	-
6568 - Measure I Fixtures, Furniture and Equipment	$1,000,000	$1,000,000	$1,000,000	$1,000,000	$1,000,000	$1,000,000	$5,000,000
6569 - Downtown City Property Evaluation	$50,000	-	-	-	-	-	-
6598 - General Obligation Bond Implementation	$2,000,000	$2,000,000	$2,000,000	$2,000,000	$2,000,000	$2,000,000	$10,000,000
6599 - PW Capital Projects Management - General Government	$10,902	-	-	-	-	-	-
Total Other Community Projects	**$20,649,854**	**$3,824,794**	**$3,779,339**	**$3,784,898**	**$3,787,860**	**$3,791,196**	**$18,968,087**

FUNDED | 4511 - RELATED GENERAL ADMIN PROJECT

Project Number:	4511	**Theme / Category:**	Other Community Projects
Year Initiated:	2019	**Project Manager:**	Elizabeth Klotz
Planned Completion Year:	Ongoing	**Department:**	Non-Departmental
Project Type:	Ongoing	**Fund:**	540 - Related Santa Clara Dvlpr Fund
Strategic Pillar	01 - Promote and Enhance Economic, Housing and Transportation Development		
Location	5155 Stars & Stripes Drive Santa Clara, CA 95054		

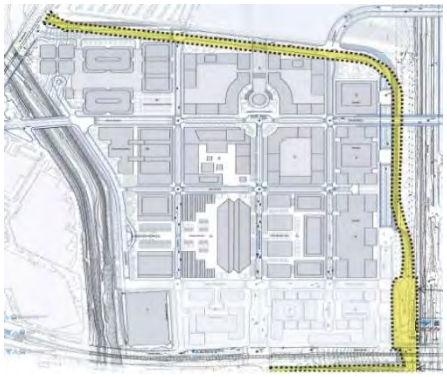

Project Description

The Related Santa Clara Project consists of construction of a new multi-phased, mixed-use development of up to 9.16 million gross square feet. On June 28, 2016, the Council approved a Disposition and Development Agreement (DDA), a Development Agreement (DA) and project entitlements for the Related Santa Clara Project (the "Project," also known as City Place). The Project involves development in several phases on 240 acres of land principally used as Santa Clara Golf & Tennis. The DDA and DA contemplated the need for financial resources from the Developer to fund third party costs to assist City staff in pre-development and permit processing efforts. In addition, the DA provided that the City would provide prompt expedited permit processing.

The Developer has agreed to partially fund a Priority Project Manager to act as a facilitator for all project approvals and as an intermediary between the City and the Developer for the processing of project approvals, to address issues and concerns during the development of the project, and, to promote consistency across City departments and outside agencies. This project covers the Project Manager costs; project funding will be determined based on need and is subject to change.

Funding Sources Developer Contributions

Funding Sources	All Prior Actuals	2025/26	2026/27	2027/28	2028/29	2029/30	2030/31	Total
Total Sources	$919,745	$153,406	$94,929	$98,877	$103,827	$106,168	$108,870	**$1,585,822**

Expenditures	All Prior Actuals	2025/26	2026/27	2027/28	2028/29	2029/30	2030/31	Total
Personnel	$919,745	$153,406	$94,929	$98,877	$103,827	$106,168	$108,870	$1,585,822
Total Expenditures	$919,745	$153,406	$94,929	$98,877	$103,827	$106,168	$108,870	**$1,585,822**

Operating Impacts			-	-	-	-	-	-

FUNDED | 4513 - OTHER DEVELOPMENT PROJECT SERVICES

Project Number:	4513	**Theme / Category:**	Other Community Projects
Year Initiated:	2021	**Project Manager:**	Elizabeth Klotz
Planned Completion Year:	Ongoing	**Department:**	Non-Departmental
Project Type:	Ongoing	**Fund:**	540 - Related Santa Clara Dvlpr Fund
Strategic Pillar	01 - Promote and Enhance Economic, Housing and Transportation Development		
Location	5155 Stars & Stripes Drive Santa Clara, CA 95054		

Project Description

The Related Santa Clara Project consists of construction of a new multi-phased, mixed-use development of up to 9.16 million gross square feet. On June 28, 2016, the Council approved a Disposition and Development Agreement (DDA), a Development Agreement (DA) and project entitlements for the Related Santa Clara Project (the "Project," also known as City Place). The Project involves development in several phases on 240 acres of land principally used as Santa Clara Golf & Tennis. The DDA and DA contemplated the need for financial resources from the Developer to fund third party costs to assist City staff in pre-development and permit processing efforts. In addition, the DA provided that the City would provide prompt expedited permit processing.

The June 2016 Development Agreement with Related provides that Related will fund City third-party costs necessary to carry out the project for entitlements, permit processing, and implementation of the project. This project funds the third-party costs.

Funding Sources Developer Contributions

Funding Sources	All Prior Actuals	2025/26	2026/27	2027/28	2028/29	2029/30	2030/31	Total
Total Sources	$4,498,630	$913,001	$650,000	$650,000	$650,000	$650,000	$650,000	**$8,661,631**

Expenditures	All Prior Actuals	2025/26	2026/27	2027/28	2028/29	2029/30	2030/31	Total
Construction	$367,759	$5,000	-	-	-	-	-	$372,759
Contingencies/Misc	$4,130,687	$908,001	$650,000	$650,000	$650,000	$650,000	$650,000	$8,288,688
Engineering	$184	-	-	-	-	-	-	$184
Total Expenditures	$4,498,630	$913,001	$650,000	$650,000	$650,000	$650,000	$650,000	**$8,661,631**
Operating Impacts			-	-	-	-	-	**-**

FUNDED | 4610 - TASMAN EAST ADMINISTRATION

Project Number:	4610	**Theme / Category:**	Other Community Projects
Year Initiated:	2021	**Project Manager:**	Viet Nguyen
Planned Completion Year:	Ongoing	**Department:**	Public Works
Project Type:	Ongoing	**Fund:**	541 - Tasman East Infrastructure Improvement Fund
Strategic Pillar	02 - Deliver and Enhance High Quality Efficient Services and Infrastructure		
Location	Tasman East		

Project Description

This project, previously titled Tasman East Admin Study and Engineering Studies, provides funding for the administration of the Tasman East Specific Plan Infrastructure Impact Fees. The Nexus Study identified a list of infrastructure items at a cost of approximately $30 million to be funded by impact fees. This project manages the implementation of these improvements, funded by impact fees.

Funding Sources

Developer Contributions (impact fees)

Funding Sources	All Prior Actuals	2025/26	2026/27	2027/28	2028/29	2029/30	2030/31	Total
Total Sources	$291,933	$30,422	$29,865	$30,462	$31,071	$31,692	$32,326	**$477,771**

Expenditures	All Prior Actuals	2025/26	2026/27	2027/28	2028/29	2029/30	2030/31	Total
Engineering	$151,930	$30,422	$29,865	$30,462	$31,071	$31,692	$32,326	$337,768
Personnel	$140,003	-	-	-	-	-	-	$140,003
Total Expenditures	$291,933	$30,422	$29,865	$30,462	$31,071	$31,692	$32,326	**$477,771**

Operating Impacts			-	-	-	-	-	-

FUNDED | 6153 - ADA SELF EVALUATION AND TRANSITION PLAN UPDATE

Project Number:	6153	**Theme / Category:**	Other Community Projects
Year Initiated:	2018	**Project Manager:**	Vincent Luchessi
Planned Completion Year:	Ongoing	**Department:**	Public Works
Project Type:	Ongoing	**Fund:**	538 - Public Buildings
Strategic Pillar	02 - Deliver and Enhance High Quality Efficient Services and Infrastructure		
Location	Various Locations Citywide		

Project Description

The City Council adopted the Americans with Disabilities Act (ADA) Self-Evaluation and Transition Plan on August 20, 2024. This project developed an updated ADA Transition Plan for public buildings, parks, and public rights-of-way. In addition, the project included an ADA Self-Evaluation of policies, programs, procedures, and communications and identified barriers to accessibility, methods for improving access, establishes a timeline and costs for removing ADA barriers, identifies the person responsible for Title II compliance, and involved people with disabilities in the preparation of the plan. The plan provides a strategic approach and tools for continued access improvements as the City implements its ADA Self-Evaluation and Transition Plan in the coming years. Since adoption of the updated Plan, the project transitioned into an implementation phase and remains active as a project to address and implement the findings and recommendations of the Self-Evaluation and Transition Plan.

Funding Sources

General Fund - Capital Project Reserves

Funding Sources	All Prior Actuals	2025/26	2026/27	2027/28	2028/29	2029/30	2030/31	Total
Total Sources	$444,228	$55,772	$50,000	-	-	-	-	**$550,000**

Expenditures	All Prior Actuals	2025/26	2026/27	2027/28	2028/29	2029/30	2030/31	Total
Contingencies/Misc	$250	-	-	-	-	-	-	$250
Engineering	$443,978	$55,772	$50,000	-	-	-	-	$549,750
Total Expenditures	$444,228	$55,772	$50,000	-	-	-	-	**$550,000**
Operating Impacts			-	-	-	-	-	-

FUNDED | 6568 - MEASURE I FIXTURES, FURNITURE AND EQUIPMENT

Project Number:	6568	**Theme / Category:**	Other Community Projects
Year Initiated:	2026	**Project Manager:**	Marc Frietas
Planned Completion Year:	2030	**Department:**	Non-Departmental
Project Type:	Distinct	**Fund:**	539 - General Government
Strategic Pillar	02 - Deliver and Enhance High Quality Efficient Services and Infrastructure		
Location	Citywide		

Project Description

On November 5, 2024, voters in the City of Santa Clara approved ballot Measure I, the Public Facilities and Infrastructure Bond Measure. Measure I authorizes the City to issue up to $400 million in general obligation bonds to help address over $600 million in unfunded infrastructure needs, including aging fire stations, storm drain systems, and aquatic facilities. As part of the process for putting Measure I on the ballot, the City Council approved a bond expenditure plan describing the categories of public improvements authorized to be financed by the bonds and setting forth the basic terms for the implementation of bond-funded projects in phases.

As approved on December 17, 2025 (RTC 25-1729), this project provides funding for the fixtures, furniture and equipment costs not eligible to be covered via bond funds.

Funding Sources

General Fund

Funding Sources	All Prior Actuals	2025/26	2026/27	2027/28	2028/29	2029/30	2030/31	Total
Total Sources	-	$1,000,000	$1,000,000	$1,000,000	$1,000,000	$1,000,000	$1,000,000	**$6,000,000**

Expenditures	All Prior Actuals	2025/26	2026/27	2027/28	2028/29	2029/30	2030/31	Total
Equipment	-	$1,000,000	$1,000,000	$1,000,000	$1,000,000	$1,000,000	$1,000,000	$6,000,000
Total Expenditures	-	$1,000,000	$1,000,000	$1,000,000	$1,000,000	$1,000,000	$1,000,000	**$6,000,000**
Operating Impacts			-	-	-	-	-	-

FUNDED | 6598 - GENERAL OBLIGATION BOND IMPLEMENTATION

Project Number:	6598	**Theme / Category:**	Other Community Projects
Year Initiated:	2026	**Project Manager:**	Marc Frietas
Planned Completion Year:	2030	**Department:**	Non-Departmental
Project Type:	Distinct	**Fund:**	539 - General Government
Strategic Pillar	02 - Deliver and Enhance High Quality Efficient Services and Infrastructure		
Location	Citywide		

Project Description

On November 5, 2024, voters in the City of Santa Clara approved ballot Measure I, the Public Facilities and Infrastructure Bond Measure. Measure I authorizes the City to issue up to $400 million in general obligation bonds to help address over $600 million in unfunded infrastructure needs, including aging fire stations, storm drain systems, and aquatic facilities. As part of the process for putting Measure I on the ballot, the City Council approved a bond expenditure plan describing the categories of public improvements authorized to be financed by the bonds and setting forth the basic terms for the implementation of bond-funded projects in phases.

As approved on September 16, 2025 (RTC 25-992), this project provides for the bond project implementation costs not eligible to be covered via bond funds.

Funding Sources

General Fund

Funding Sources	All Prior Actuals	2025/26	2026/27	2027/28	2028/29	2029/30	2030/31	Total
Total Sources	-	$2,000,000	$2,000,000	$2,000,000	$2,000,000	$2,000,000	$2,000,000	**$12,000,000**

Expenditures	All Prior Actuals	2025/26	2026/27	2027/28	2028/29	2029/30	2030/31	Total
Contingencies/Misc	-	$2,000,000	$2,000,000	$2,000,000	$2,000,000	$2,000,000	$2,000,000	$12,000,000
Total Expenditures	-	$2,000,000	$2,000,000	$2,000,000	$2,000,000	$2,000,000	$2,000,000	**$12,000,000**

Operating Impacts			-	-	-	-	-	-

UNFUNDED PROJECTS | OTHER COMMUNITY PROJECTS

6153 - ADA Self Evaluation and Transition Plan Update					
FY 2026/27	**FY 2027/28**	**FY 2028/29**	**FY 2029/30**	**FY 2030/31**	**Five-Year CIP Total**
-	-	$50,000	-	$50,000	**$100,000**

The City Council adopted the Americans with Disabilities Act (ADA) Self-Evaluation and Transition Plan on August 20, 2024. This project developed an updated ADA Transition Plan for public buildings, parks, and public rights-of-way. In addition, the project included an ADA Self-Evaluation of policies, programs, procedures, and communications; and identified barriers to accessibility, methods for improving access, established timelines and estimated costs for removing ADA barriers. The plan provides a strategic approach and tools for continued access improvements as the City implements its ADA Self-Evaluation and Transition Plan in the coming years. Since adoption of the updated Plan, the project has transitioned into an implementation phase and remains active as a project to address and implement the findings and recommendations of the Self-Evaluation and Transition Plan. This project remains unfunded in the out-years.

Five-Year CIP Total Unfunded Need:	**$100,000**

Parks and Trails

This page is intentionally left blank.

INTRODUCTION

The capital projects in the Parks and Trails theme support the City Council's adopted goal to "enhance community sports, recreational, and arts assets". These projects provide improved recreational opportunities through inclusive, environmentally sustainable, and age-friendly parks and amenities for all residents. They also include trail projects that serve a dual purpose, supporting both transportation (biking and walking) and recreational use.

The Parks & Recreation Department previously completed several planning and assessment efforts, including the Youth Sports Needs Assessment (Verde Design, Inc. 2014), Aquatics Facility Needs Assessment (The Sports Management Group, 2014), the Park & Recreation Facilities Development Impact Fee Study (Willdan, Inc. 2014, update 2019), and the Parks & Recreation Facility Condition Assessment (Kitchell, 2018). These assessments identified the need for expanded facilities based on projected population growth, highlighted parks and recreation assets requiring replacement or renewal, and addressed aging infrastructure needs. The Department introduced a draft of the Central Park Master Plan Update (Gates 2017-2019) that incorporated previous studies and community input to create a long-term vision for Central Park. In December 2025, the Department completed a draft Parks & Recreation Master Plan which is intended to guide the acquisition, development, operations, maintenance, and funding decisions of the City's parks, recreation facilities, open space, and programs over the next 15 to 20 years. These efforts collectively inform the Department's development and prioritization of capital projects.

Parks Capital Improvement Program (CIP) projects adhere to City design criteria and incorporate community feedback through community input meetings and surveys conducted during the design phase. Project scopes are developed based on available funding, with priority given to facilities that support youth, seniors, and individuals with special needs. Additional priorities may include installation of new age-appropriate playground equipment, building accessibility upgrades, access control improvements, surfaces and walkway rehabilitation, irrigation and landscape enhancements, parking and building improvements, and construction of new facilities. Projects may also include studies and administration of park in-lieu fees to support the acquisition and development of new neighborhood and community parks.

The inventory* of parks and trails includes the following:

Neighborhood Parks	Neighborhood Parks
Agnew Park	Jenny Strand Park
Bowers Park	Larry J. Marsalli Park
Bracher Park	Lick Mill Park
Bill Wilson Park	Live Oak Park
City Plaza Park	Machado Park
Creekside Park	Mary Gomez Park & Aquatic Center
Earl R. Carmichael Park	Maywood Park
Everett Souza Park & Community Garden	Meadow Park
Everett Alvarez, Jr. Park	Montague Park
Fairway Glen Park	Parkway Park
Fremont Park	Steve Carli Park
Fuller Street Park	Thamien Park
Gateway Crossing Community Park	Thomas Barrett Park

Neighborhood Parks	Neighborhood Parks
Henry Schmidt Park	Warburton Park & Pool
Homeridge Park	Westwood Oaks Park

Community Parks	Recreational Trails
Central Park	San Tomas Aquino/Saratoga Creek Trail
Community Park North (Undeveloped)	Redwood Trail
Recreational Facilities	**Public Open Space**
Earl R. Carmichael Gymnastics Center	Agnews Historic Park
George F. Haines International Swim Center	Civic Center Park
Montague Swim Center	Ulistac Natural Area
Raymond G. Gamma Dog Park	**Mini Parks**
Reed and Grant Sports Park	Calle De Luna Park
Santa Clara P.A.L. BMX Track	Calle Del Mundo Park
Santa Clara Youth Soccer Park	Geof Goodfellow Sesquicentennial Park
Santa Clara Senior Center	Lawrence Station Area Parks A-H
Skate Park	Memorial Cross Park
Teen Center	Rotary Park
	Vincent Fiorillo & Family Park
	War Memorial Playground
**Excludes Buchser Tennis Courts, Mission City Memorial Park, Agnews Historic Cemetery, and other joint use facilities.*	

Funding Our Top Priorities

The projects included in the CIP were determined in accordance with both the City Council's strategic pillars and the budget priorities. All of the funding falls under the Enhance Community Sports, Recreational and Arts Assets Strategic Pillar as shown in the chart below.

The five-year CIP Parks & Trails budget totals $19.9 million. The CIP projects were prioritized by the following criteria:

Priority	Description
A	critical need mandated, emergency, or under construction
B	maintenance system reliability and/or ongoing operations
C	future system needs or future regulatory requirements
D	not critical, but achieve efficiencies and/or sustainability

Project Highlights

Major projects in the Parks & Trails category are detailed below.

General Obligation Bond Projects

This program includes several projects supported by the Measure I General Obligation Bonds, including the following that have funding in this CIP from the first tranche of projects:

- Warburton Park Playground Renovations
- Henry Schmidt Park Playground Renovations (funding in FY 2025/26)

Henry Schmidt Playground

Park Playground Rehabilitation

Playgrounds are designed to be accessible and serve the needs of the entire community. Work continues as funding becomes available to support the design and construction phases on existing playground rehabilitation projects. Funding sources include the park in-lieu fees, General Fund, and Measure I General Obligation Bonds.

Identified and prioritized projects include the Maywood Park Playground Rehabilitation, Earl Carmichael Park Playground Rehabilitation, Henry Schmidt Park Playground Rehabilitation, Warburton Park Playground Rehabilitation, and Mary Gomez Park Playground Rehabilitation. The Henry Schmidt Park Playground Rehabilitation is in the construction phase and will include the installation of new playground equipment and amenities to address population growth, new development, evolving recreational needs, and new regulatory requirements, while maintaining the park's signature "Train" theme. The Warburton Park Playground

Rehabilitation is currently at 95% complete in the design phase. The Department is also in the request for proposal (RFP) process to procure design firms for the remaining playground rehabilitation projects.

Considerations for playground rehabilitation include:

- **Elements of Play:** incorporation of a variety of play activities, including swinging, climbing, brachiating, spinning, sliding, balancing, sensory, and free play.
- **Play Value:** evaluation of how many community members are served, and how often and for how long equipment is used.
- **Inclusive Play:** thoughtful application of universal design principles to provide diverse activities that address the physical, social-emotional, sensory, cognitive, and communicative needs of all children, including those with disabilities.
- **Youth Physical Activity:** promotion of active play and support for the developmental progression of skills through healthy movement.
- **Nature Play:** integration of natural elements and living landscapes to encourage higher levels of physical activity, increase play value, and enhance environmental sustainability.

The City collaborates with landscape and building architects to design new play spaces, incorporating community input through the Parks and Recreation Commission.

Future Projects Funded by Quimby and Mitigation Fee Act Revenues

The Parks & Recreation Department budgets capital projects based on the actual Quimby and Mitigation Fee Act (MFA) revenues received rather than projections on future collections, ensuring sufficient funding to support CIP projects. As a result, the CIP reflects a limited number of projects supported by available funding. Additional projects will be programmed in future years as additional funding becomes available.

Each year, 25% of Quimby and MFA of fees collected, net of the 2% allocated to the Park Impact Fees Monitoring Project, is allocated to the Parkland Acquisition project to support future parkland acquisition and the City's long-term park service level goals.

To guide the allocation of remaining funds as revenues are received, the Parks & Recreation Department established the following funding strategies and project priorities:

Funding Strategies

1. Completion of Existing Projects
    a. Example: addressing construction cost increases (e.g., inflation) for projects that have not yet been awarded.
2. Federal, State, County, and Local Mandates
    a. Example: accessibility improvements for ADA compliance, clean and safe parks and playgrounds (Consumer Product Safety Commission Guidelines), County health requirements, building code upgrades, and engineering/facility condition assessments (based on age and condition).
3. Community Wide Service Area Facilities (serving the greatest number of residents)

   a. Example: Community Park North, Senior Center, and Central Park Master Plan projects.

4. Park In-Lieu Fee Program
   a. Example: project application review, facility condition assessment, land value appraisals, studies, furniture, fixtures, and equipment for developer-delivered parks.

In December 2025, the Department completed the draft Parks & Recreation Master Plan. Phase I (Years 1–5) of the three-phase implementation plan identifies approximately $185 million to $260 million in capital improvement needs. Future projects will be guided by the Master Plan, with funding priorities for park in-lieu fees determined based on project needs.

Future projects funded by Quimby and MFA revenues will consider the geographic areas in which fees are generated, consistent with nexus requirements, while balancing citywide park system needs.

Major Accomplishments

City-Funded Projects:

- **Henry Schmidt Park Playground Rehabilitation** - The project is in the construction phase. The contractor has constructed a temporary pathway to the park building. Demolition, grading, clearing, and grubbing are in process. Upcoming work includes rough grading and installation of underground utilities, such as irrigation.

- **Warburton Park Playground Rehabilitation Project** - The project has entered into the design phase, with 95% of Plans, Specifications, and Estimates being reviewed by various internal departments and stakeholders.

Warburton Park

- **Central Park New Entrance, Access, & Parking Improvements** - The project is in the construction phase. The contractor has initiated work, including public noticing, best management practices installation, mobilization, tree protection and removal, and Phase 1 pathway removal. A portion of the pathway near the arbor has been removed and replaced.

Developer-Funded Parks: Developer-funded parks are constructed and financed by private developers as part of new development projects to meet parkland dedicated requirements or in-lieu fee obligations. This is pursuant to the Quimby Act or Mitigation Fee Act under City Code Chapter 17.35 “Park and Recreational Land.” These parks are delivered through a collaborative effort between the developers and the Parks & Recreation Department. While these projects do not utilize City funds, they represent important additions to the City’s park system.

The following parks were completed during FY 2025/26:

- **Calle Del Mundo Park:** located at 2309 Calle Del Mundo, this project transformed 0.36 acres into a vibrant space featuring barbeque facilities, picnic areas, a walking loop with seating, a dedicated off-leash dog park with separate areas for large and small dogs, and a playground. The park was transferred to the City in September 2025.

- **Calle De Luna Park:** located at 2330 Calle De Luna, this one-acre park features colorful play equipment including slides, a climbing wall, and disc swings, as well as a walking loop with benches and a dedicated off-leash dog park, all designed to support active play, recreation, and community engagement. The park was transferred to the City in May 2025.

- **Gateway Crossing Park:** located at 360 Brokaw Road, is a dynamic and inclusive community destination that supports active recreation, social interaction, and relaxation for residents of all ages and abilities. The 2.1-acre park features a playground, a dedicated off-leash dog park, outdoor fitness equipment, an expansive lawn area, a walking loop, and picnic tables with integrated game boards. The park was transferred to the City in August 2025.

Calle Del Mundo Park

Gateway Crossing Community Park

Financing Sources

Measure I General Obligation (GO) Bond Funding
On November 5, 2024, voters in the City of Santa Clara approved ballot Measure I, the Public Facilities and Infrastructure Bond Measure that authorized the issuance of $400 million of general obligation (GO) bonds. Of this amount, $36.7 million is allocated to projects within the Parks and Trails theme, and $3.0 million is programmed in this CIP.

General Fund (Capital Projects Reserve)
The General Fund Capital Projects Reserve is used to support the City's general capital projects.

Park in Lieu Fees (Quimby and MFA)
In July 2014, the City Council adopted Ordinance No.1928, which added Chapter 17.35 "Park and Recreational Land" to the Santa Clara City Code to require new residential developments after September 13, 2014 to provide developed park and recreational land, and/or pay a fee in-lieu thereof pursuant to the Quimby Act ("Quimby") and/or the Mitigation Fee Act ("MFA").

Operating Budget Impacts

Some rehabilitation, renovation, and park improvement projects may have operating impacts, depending on their final scope. The cost of operating new or expanded facilities or infrastructure will be incorporated into the operating budget in the fiscal year assets become operational once those costs are identified.

Unfunded Needs

As illustrated in the chart below, the total funding need for the Parks and Trails program is $107.8 million over the next five years. Of this amount, $19.9 million is funded, leaving approximately $87.9 million in unfunded needs. This analysis does not include all the project needs identified in the Facility Condition Assessment (Kitchell 2018).

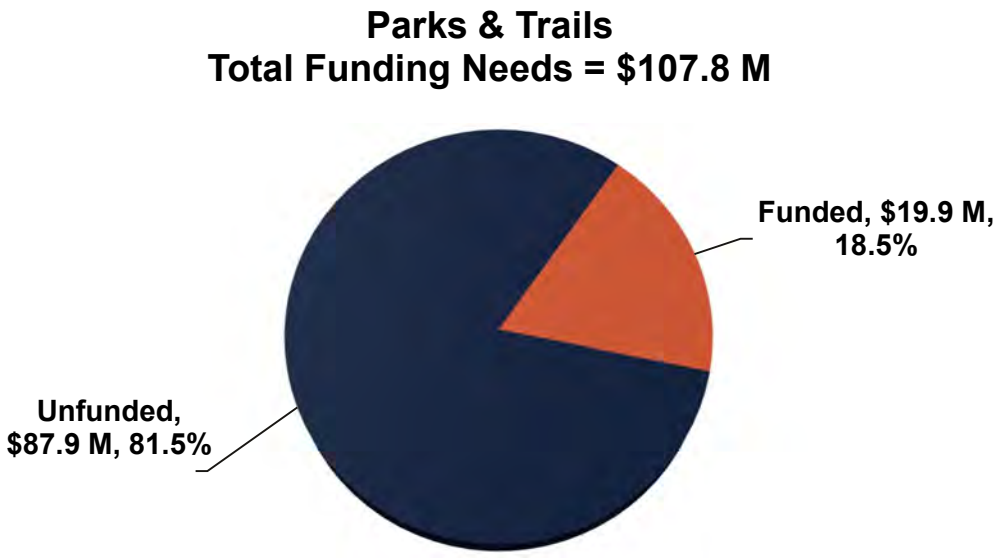

The table below highlights the projects on the unfunded list in the Parks and Trails category. For more project information, please see the Unfunded Projects – Parks and Trails list at the end of this section.

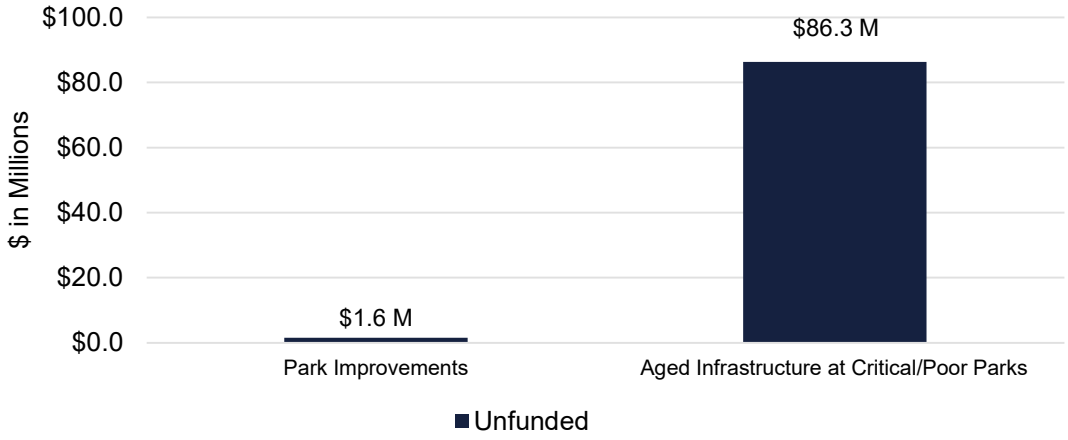

Below is the project that is partially funded. To see the full list of unfunded projects, please see the Unfunded Projects – Parks & Trails list later in this section.

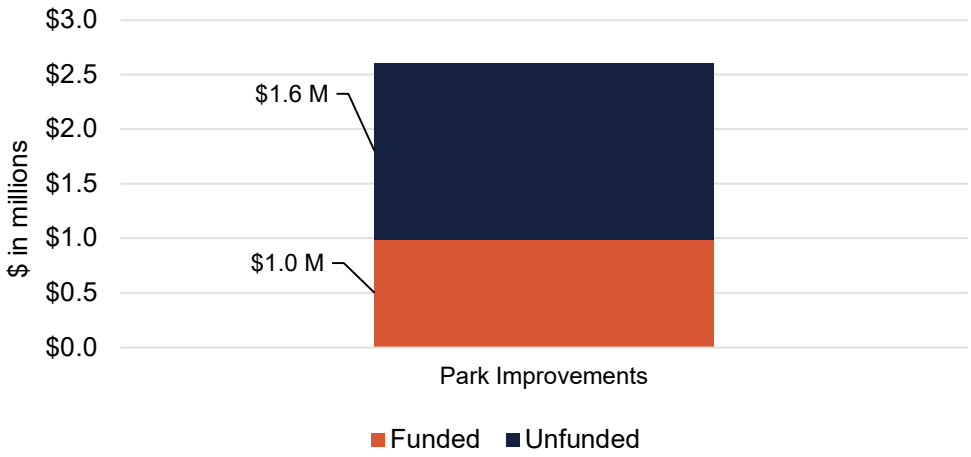

The unfunded Aged Infrastructure at Critical/Poor Parks project addresses the remaining needs identified in the Facility Needs Assessment (Kitchell, 2018). While $86.3 million is identified as unfunded in this CIP, the actual cost is expected to exceed the currently identified unfunded amount due to several factors:

- It does not include enhancements to existing park and infrastructure offerings (it assumes a like-for-like replacement).
- Project delays may result in additional cost escalation.
- It does not factor in the need to expand capacity and parkland in line with population increases.

The total infrastructure need is also expected to be greater based on the draft Parks & Recreation Master Plan (December 2025), which provides more current information than the Kitchell report. As noted previously, Phase I (Years 1–5) of the three-phase implementation plan identifies approximately $185 million to $260 million in capital improvement needs, including facility expansions and renovations. New facilities are planned for the later phases of the master plan.

Looking ahead, unfunded needs may be supported through a combination of the park in-lieu fees, General Fund contributions, grants, user fees, and external partnerships and donations. Additional revenue sources may also be explored, including dedicated taxes, bond measures, and/or assessments.

FUNDED | PROJECTS BUDGETED COST SUMMARY

Parks and Trails Project	2025/26	2026/27	2027/28	2028/29	2029/30	2030/31	Five-Year CIP Total
3001 - Park Improvements and Repairs	$957,374	$489,000	$504,000	-	-	-	$993,000
3127 - Parkland Acquisition	$13,930,466	-	-	-	-	-	-
3128 - MFA Developer Reimbursement	$210,572	-	-	-	-	-	-
3130 - Maywood Park Playground Rehabilitation	$2,595,115	$2,682,000	$116,700	-	-	-	$2,798,700
3131 - Earl Carmichael Park Playground Rehabilitation	$507,705	-	$65,700	$5,600,450	-	-	$5,666,150
3132 - Community Park North - Phase I	$500,000	-	-	$4,500,000	-	-	$4,500,000
3133 - Central Park Access & Parking Improvements	$5,506,138	-	-	-	-	-	-
3137 - Warburton Park Playground Rehabilitation	$1,203,400	$1,125,000	-	-	-	-	$1,125,000
3177 - Youth Soccer Fields & Athletic Facilities- Reed & Grant Street	$1,148,611	-	-	-	-	-	-
3181 - Park Impact Fees (Quimby and MFA) Monitoring Project	$830,323	-	-	-	-	-	-
3183 - Central Park Magical Bridge Playground	$969,053	-	-	-	-	-	-
3190 - Mary Gomez Park Playground Rehabilitation	$414,000	-	$55,745	$1,736,000	-	-	$1,791,745
3194 - FF&E Developer Delivered Parkland LSAP	$30,894	-	-	-	-	-	-
3195 - Henry Schmidt Park Playground Rehabilitation	$3,588,036	-	-	-	-	-	-
6252 - Warburton Park Playground Renovations	-	$3,000,000	-	-	-	-	$3,000,000
6253 - Henry Schmidt Playground Renovation	$4,325,000	-	-	-	-	-	-
Total Parks and Trails Projects	**$36,716,687**	**$7,296,000**	**$742,145**	**$11,836,450**	**-**	**-**	**$19,874,595**

FUNDED | 3001 - PARK IMPROVEMENTS AND REPAIRS

Project Number:	3001	**Theme / Category:**	Parks and Trails
Year Initiated:	2013	**Project Manager:**	Damon Sparacino
Planned Completion Year:	Ongoing	**Department:**	Parks & Recreation
Project Type:	Ongoing	**Fund:**	532 - Parks and Recreation
Strategic Pillar	03 - Enhance Community Sports, Recreational and Arts Assets		
Location	Various facilities throughout the park system		

Project Description

This ongoing project provides funding for the refurbishment, repair, or replacement of park assets and amenities, including sports courts, pathways, parking lots, signage, picnic areas, irrigation systems, restrooms, building exteriors and windows, sports turf, lighting, HVAC and electrical systems, roofs, and security systems. Specific projects are identified through park master planning efforts or as replacement needs arise and are implemented as funding becomes available.

Most improvements funded through this program are smaller in scale and do not qualify for the use of Park In-Lieu fees, requiring General Fund – Capital Project Reserve support instead.

Prior to FY 2026/27, this project was titled “Park Improvements."

Funding Sources

General Fund – Capital Project Reserve

Funding Sources	All Prior Actuals	2025/26	2026/27	2027/28	2028/29	2029/30	2030/31	Total
Total Sources	$2,995,890	$957,374	$489,000	$504,000	-	-	-	**$4,946,264**

Expenditures	All Prior Actuals	2025/26	2026/27	2027/28	2028/29	2029/30	2030/31	Total
Construction	$2,752,988	$851,465	$454,770	$468,743	-	-	-	$4,527,966
Contingencies/Misc	$368	-	-	-	-	-	-	$368
Engineering	$167,435	$105,909	$34,230	$35,257	-	-	-	$342,831
Equipment	$38,235	-	-	-	-	-	-	$38,235
Personnel	$36,864	-	-	-	-	-	-	$36,864
Total Expenditures	$2,995,890	$957,374	$489,000	$504,000	-	-	-	**$4,946,264**

Operating Impacts			-	-	-	-	-	-

FUNDED | 3130 - MAYWOOD PARK PLAYGROUND REHABILITATION

Project Number:	3130	**Theme / Category:**	Parks and Trails
Year Initiated:	2019	**Project Manager:**	Huy Nguyen
Planned Completion Year:	2028	**Department:**	Parks & Recreation
Project Type:	Distinct	**Fund:**	532 - Parks and Recreation
Strategic Pillar	03 - Enhance Community Sports, Recreational and Arts Assets		
Location	Maywood Park		

Project Description

In September 2013, the City Council adopted a goal to "enhance community sports and recreational assets." Since then, the City of Santa Clara has committed to providing measurable play value in inclusionary, environmentally sustainable, and age-appropriate Parks & Recreation facilities for all residents. In the City's 2018 Facility Condition Assessment Report (Kitchell), Maywood Park Playground was identified as "Critical" and recommended for immediate replacement.

The Maywood Park playground is proposed to be rehabilitated to meet accessibility standards, latest building codes, consumer product safety guidelines, measurably improve recreational play value and increase playground capacity. Scope of work also includes installation of pickle ball courts, installation of ADA-compliant parking spaces, upgrades to existing picnic areas to meet ADA standards, provide a walking loop around the park, expand entry into the existing parking lot to minimize potential vehicle collisions, provide a new shared structure at the new playground area, new pathway lighting, minor upgrade to existing building restrooms to meet building codes, add an electrical Vehicle Charging Station and electrical upgrades.

Funding Sources Park In-Lieu Fees and Grants

Funding Sources	All Prior Actuals	2025/26	2026/27	2027/28	2028/29	2029/30	2030/31	Total
Total Sources	-	$2,595,115	$2,682,000	$116,700	-	-	-	**$5,393,815**

Expenditures	All Prior Actuals	2025/26	2026/27	2027/28	2028/29	2029/30	2030/31	Total
Construction	-	$1,975,955	$2,650,000	-	-	-	-	$4,625,955
Engineering	-	$619,160	-	-	-	-	-	$619,160
PW Proj. Deliv. Design	-	-	$32,000	$43,000	-	-	-	$75,000
PW Proj. Deliv. Const.	-	-	-	$73,700	-	-	-	$73,700
Total Expenditures	-	$2,595,115	$2,682,000	$116,700	-	-	-	**$5,393,815**

Operating Impacts			-	-	-	-	-	-

FUNDED | 3131 - EARL CARMICHAEL PARK PLAYGROUND REHABILITATION

Project Number:	3131	**Theme / Category:**	Parks and Trails
Year Initiated:	2019	**Project Manager:**	Huy Nguyen
Planned Completion Year:	2029	**Department:**	Parks & Recreation
Project Type:	Distinct	**Fund:**	532 - Parks and Recreation
Strategic Pillar	03 - Enhance Community Sports, Recreational and Arts Assets		
Location	Earl Carmichael Park		

Project Description

In September 2013, the City Council adopted a goal to "Enhance Community Sports and Recreational Assets." The City's 2018 Facility Condition Assessment Report (Kitchell) rated the Earl Carmichael Park Playground as "Critical" and recommended immediate replacement, and the Parks & Recreation Commission subsequently prioritized the site for rehabilitation.

The project includes full rehabilitation to meet current standards and incorporate the seven elements of play, along with accessibility upgrades to parking and pathways, ADA-compliant improvements to the picnic area, and construction of a new walking loop. Additional improvements may include a playground shade structure, pathway and tennis court lighting, new baseball and pickleball courts, EV charging stations with electrical upgrades, expanded parking, restroom upgrades, backflow prevention systems, and renovation of the Gymnastics Center to meet ADA standards and support Wi-Fi connectivity.

Measure I Bond funding will also be allocated to the Earl Carmichael Park Playground Renovations project as part of Tranche 2 to supplement this project.

Funding Sources

Mitigation Fee Act Funds

Funding Sources	All Prior Actuals	2025/26	2026/27	2027/28	2028/29	2029/30	2030/31	Total
Total Sources	-	$507,705	$65,700	-	$5,600,450	-	-	**$6,173,855**

Expenditures	All Prior Actuals	2025/26	2026/27	2027/28	2028/29	2029/30	2030/31	Total
Construction	-	-	-	-	$5,600,450	-	-	$5,600,450
Engineering	-	$507,705	-	-	-	-	-	$507,705
PW Proj. Deliv. Design	-	-	-	$64,000	-	-	-	$64,000
PW Proj. Deliv. Const.	-	-	-	$1,700	-	-	-	$1,700
Total Expenditures	-	$507,705	-	$65,700	$5,600,450	-	-	**$6,173,855**

Operating Impacts			-	-	-	-	-	-

FUNDED | 3132 - COMMUNITY PARK NORTH - PHASE I

Project Number:	3132	**Theme / Category:**	Parks and Trails
Year Initiated:	2019	**Project Manager:**	Damon Sparacino
Planned Completion Year:	2029	**Department:**	Parks & Recreation
Project Type:	Distinct	**Fund:**	532 - Parks and Recreation
Strategic Pillar	03 - Enhance Community Sports, Recreational and Arts Assets		
Location	Undeveloped Related Properties		

Project Description

Per the Developer agreement, the City received a 34.9-acre parcel, formerly a part of the City's golf course, to develop Santa Clara's second community park. Phase I of the project includes community outreach, schematic design and design development, and program planning. Phase I improvements will be identified after the community outreach process and may include restrooms, a multi-purpose sports field (baseball, cricket, lacrosse, other), a perimeter pathway connected to picnic areas, and other amenities.

Timing on this project is linked to the Related Santa Clara project schedule. Once completed, this project is expected to have operating budget impacts. Those costs will be determined in future CIP once the project scope and timeline are developed.

Funding Sources

Developer Contributions

Funding Sources	All Prior Actuals	2025/26	2026/27	2027/28	2028/29	2029/30	2030/31	Total
Total Sources	-	$500,000	-	-	$4,500,000	-	-	**$5,000,000**

Expenditures	All Prior Actuals	2025/26	2026/27	2027/28	2028/29	2029/30	2030/31	Total
Construction	-	-	-	-	$4,500,000	-	-	$4,500,000
Engineering	-	$500,000	-	-	-	-	-	$500,000
Total Expenditures	-	$500,000	-	-	$4,500,000	-	-	**$5,000,000**

Operating Impacts			-	-	-	-	-	-

FUNDED | 3137 - WARBURTON PARK PLAYGROUND REHABILITATION

Project Number:	3137	**Theme / Category:**	Parks and Trails
Year Initiated:	2019	**Project Manager:**	Huy Nguyen
Planned Completion Year:	2027	**Department:**	Parks & Recreation
Project Type:	Distinct	**Fund:**	532 - Parks and Recreation
Strategic Pillar	03 - Enhance Community Sports, Recreational and Arts Assets		

Location Warburton Park

Project Description

In September 2013, the City Council adopted a goal to "enhance community sports and recreational assets." Since then, the City of Santa Clara has committed to providing inclusive, sustainable, age-friendly Parks & Recreation facilities with measurable play value. The City's 2018 Facility Condition Assessment Report (Kitchell) identified the Warburton Park playground as "Critical" and recommended immediate replacement, and the Parks & Recreation Commission prioritized it as a Measure I Bond-funded project.

This project will renovate the Warburton Park playground to meet accessibility and safety standards, while enhancing recreational play value and expanding use.

Phase I of the Warburton Park rehabilitation project includes the full rehabilitation of the existing playground to meet current play standards and incorporate the seven elements of play. Additional improvements will address accessibility upgrades to pathways, ADA-compliant renovations to the existing picnic area, and construction of a new walking loop around the park. The scope also provides for optional improvements such as installation of a playground shade structure and expanded basketball courts. Phase II of the Warburton Park rehabilitation project will include the pool and aquatic facility.

Measure I Bond funding has been allocated to the Warburton Park Playground Renovations project (see separate project sheet) as part of Tranche 1 to supplement this project.

Funding Sources Quimby Act Fees

Funding Sources	All Prior Actuals	2025/26	2026/27	2027/28	2028/29	2029/30	2030/31	Total
Total Sources	$128,400	$1,203,400	$1,125,000	-	-	-	-	**$2,456,800**

Expenditures	All Prior Actuals	2025/26	2026/27	2027/28	2028/29	2029/30	2030/31	Total
Construction	-	$998,900	$1,000,000	-	-	-	-	$1,998,900
Engineering	$128,400	$204,500	-	-	-	-	-	$332,900
PW Proj. Deliv. Const.	-	-	$125,000	-	-	-	-	$125,000
Total Expenditures	$128,400	$1,203,400	$1,125,000	-	-	-	-	**$2,456,800**

Operating Impacts			-	-	-	-	-	-

FUNDED | 3190 - MARY GOMEZ PARK PLAYGROUND REHABILITATION

Project Number:	3190	**Theme / Category:**	Parks and Trails
Year Initiated:	2019	**Project Manager:**	Huy Nguyen
Planned Completion Year:	2029	**Department:**	Parks & Recreation
Project Type:	Distinct	**Fund:**	532 - Parks and Recreation
Strategic Pillar	03 - Enhance Community Sports, Recreational and Arts Assets		

Location Mary Gomez Park

Project Description

In September 2013, the City Council adopted a goal to "enhance community sports and recreational assets." Since then, the City of Santa Clara has committed to providing inclusive, sustainable, age-friendly Parks & Recreation facilities with measurable play value. In the City's 2018 Facility Condition Assessment Report (Kitchell), Mary Gomez Park Playground was identified as "Critical" and recommended immediate replacement.

The project will renovate the playground to meet accessibility and safety standards, while enhancing recreational play value. Improvements include new playground equipment and amenities to serve a growing and diverse population, ADA-compliant parking spaces, upgrades to the picnic area to meet ADA standards, a new walking loop, playground shade structure, pathway lighting, minor upgrade to existing restrooms to meet building codes, and installation of EV charging stations with electrical upgrades.

Measure I Bond funding will be allocated to the Mary Gomez Park Renovations project as part of Tranche 2 to supplement this project. Additional funds will be allocated from MFA fees at construction award.

Funding Sources Mitigation Fee Act Fees

Funding Sources	All Prior Actuals	2025/26	2026/27	2027/28	2028/29	2029/30	2030/31	Total
Total Sources	-	$414,000	-	$55,745	$1,736,000	-	-	**$2,205,745**

Expenditures	All Prior Actuals	2025/26	2026/27	2027/28	2028/29	2029/30	2030/31	Total
Construction	-	-	-	-	$1,736,000	-	-	$1,736,000
Contingencies/Misc	-	$54,000	-	-	-	-	-	$54,000
Engineering	-	$360,000	-	-	-	-	-	$360,000
PW Proj. Deliv. Design	-	-	-	$49,045	-	-	-	$49,045
PW Proj. Deliv. Const.	-	-	-	$6,700	-	-	-	$6,700
Total Expenditures	-	$414,000	-	$55,745	$1,736,000	-	-	**$2,205,745**

Operating Impacts			-	-	-	-	-	-

FUNDED | 6252 - WARBURTON PARK PLAYGROUND RENOVATIONS

Project Number:	6252	**Theme / Category:**	Parks and Trails
Year Initiated:	2026	**Project Manager:**	Damon Sparacino
Planned Completion Year:	2029	**Department:**	Parks & Recreation
Project Type:	Distinct	**Fund:**	613 - Measure I GO Bond Projects Fund
Strategic Pillar	03 - Enhance Community Sports, Recreational and Arts Assets		

Location	Warburton Park
Project Description	The project will deliver a comprehensive renovation of Warburton Park's playground facilities. Planned improvements include new play structures, safety surfacing, landscaping, and accessibility upgrades to create a safe, inclusive, and engaging play environment for children. Additional funding for Warburton Park is provided under the separate Warburton Park Playground Renovation project funded by Quimby Act fees.
Funding Sources	Measure I General Obligation Bond Proceeds

Funding Sources	All Prior Actuals	2025/26	2026/27	2027/28	2028/29	2029/30	2030/31	Total
Total Sources	-	-	$3,000,000	-	-	-	-	**$3,000,000**

Expenditures	All Prior Actuals	2025/26	2026/27	2027/28	2028/29	2029/30	2030/31	Total
Construction	-	-	$3,000,000	-	-	-	-	$3,000,000
Total Expenditures	-	-	$3,000,000	-	-	-	-	**$3,000,000**
Operating Impacts			-	-	-	-	-	**-**

UNFUNDED PROJECTS | PARKS AND TRAILS

3001 - Park Improvements and Repairs					
FY 2026/27	FY 2027/28	FY 2028/29	FY 2029/30	FY 2030/31	Five-Year CIP Total
-	-	$518,780	$534,343	$550,374	**$1,603,497**

This project funds the refurbishment, reconstruction or repair of park sports courts, pathways, parking lots, signs, picnic areas, irrigation systems, restrooms, windows and building exteriors, sports turf, lighting, HVAC, electrical systems, roofs, security systems and related facilities. Projects are identified during park master planning or as replacement needs arise. Projects move forward as funding becomes available.

This is an ongoing project; funds are used for smaller scale projects and renewal or replacement of park assets and amenities. Most projects will not qualify for use of Park in-Lieu fees and will require funding from General Fund - Capital Project Reserves. The project is funded in FY 2026/27 and FY 2027/28 from the General Fund – Capital Project Reserve but is unfunded for FY 2028/29 through FY 2030/31.

FY27 Temp 25 - Aged Infrastructure at Critical/Poor Parks					
FY 2026/27	FY 2027/28	FY 2028/29	FY 2029/30	FY 2030/31	Five-Year CIP Total
-	-	-	-	$86,332,309	**$86,332,309**

In September 2013, the City Council adopted a goal to “enhance community sports and recreational assets.” Since then, the City of Santa Clara has committed to providing measurable play value in inclusionary, environmentally sustainable, age-friendly Parks & Recreation facilities for all residents.

The City’s 2018 Facility Condition Assessment Report (Kitchell) analyzed all park sites and buildings and established a 20-year like-for-like renewal/replacement schedule (no expansion). This project addresses the years through FY 2030/31 and takes into consideration projects that have already been completed.

Some of the more critical projects have been addressed, but deficiencies remain in 26 of the 42 parks assessed. With the passage of Measure I, $18 million in General Obligation Bond funding will be allocated towards improvements to aging parks and facilities in the future. The remaining needs are unfunded and will require further evaluation through other funding sources, such as park in-lieu fees.

Five-Year CIP Total Unfunded Need:	**$87,935,806**

This page is intentionally left blank.

Sewer Utility

This page is intentionally left blank.

INTRODUCTION

The Sewer Utility capital projects are designed to maintain reliable, high-quality sewer collection services for Santa Clara's residents and businesses. The City's sewer system carries wastewater to the jointly owned San José–Santa Clara Regional Wastewater Facility for treatment. This capital program also supports the City's Council-approved Sanitary Sewer Management Plan, which guides efforts to safeguard public health and protect the environment.

Sewer Utility Program Infrastructure	
Sanitary Sewer Lift/Pump Stations	7
Miles of Sanitary Sewer System	288
Lateral Connections (approximate)	26,000
Discharge into Collection System	13-14 million gallons

Funding Our Top Priorities

The projects included in the CIP were determined in accordance with both the City Council's strategic pillars and the budget priorities. As a joint owner of the Regional Wastewater Facility (RWF), the City of Santa Clara coordinates with the City of San José to determine the funding required for this ongoing project. Additionally, program priorities are guided by the Sanitary Sewer Master Plan, which is updated periodically. This plan identifies any deficiencies in the sewer infrastructure that need to be addressed to ensure reliability. Projects in the Sewer Utility program fall under one strategic pillar as shown in the chart below.

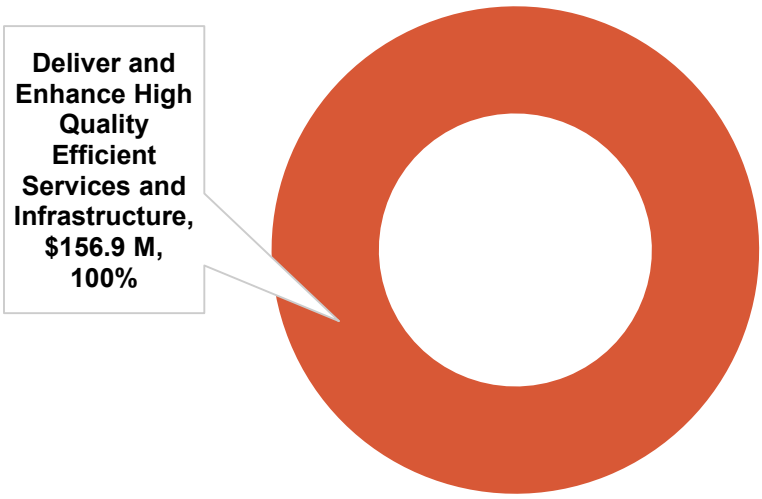

The five-year CIP Sewer Utility budget totals $156.9 million. The CIP projects were prioritized by the following criteria:

Priority	Description
A	critical need mandated, emergency, or under construction
B	maintenance system reliability and/or ongoing operations
C	future system needs or future regulatory requirements
D	not critical, but achieve efficiencies and/or sustainability

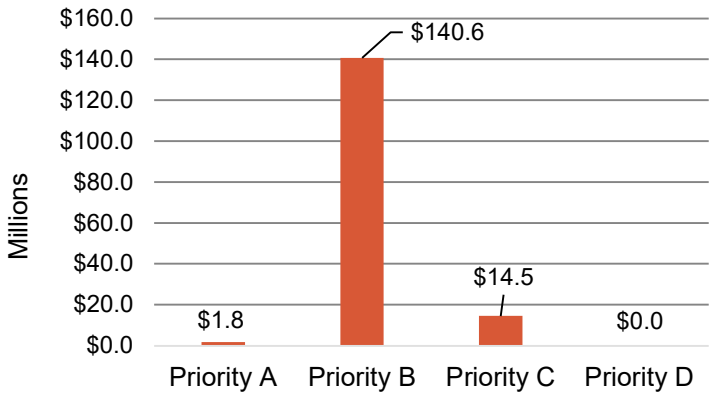

Project Highlights

Major projects in the Sewer Utility program are detailed below.

San José-Santa Clara Regional Wastewater Facility

This project funds the City of Santa Clara's share of the 30-year Capital Improvement Program (CIP) at the jointly owned San José–Santa Clara Regional Wastewater Facility (RWF). As co-owner with the City of San José, Santa Clara participates in planning and oversight of CIP investments through ongoing staff collaboration and through City Council representation on the Treatment Plant Advisory Committee (TPAC).

Sanitary Sewer Condition Assessment



This project supports the ongoing evaluation of the City's sanitary sewer system through scheduled Closed-Circuit Television (CCTV) inspections. The system is assessed on a seven-year cycle, and identified issues are rated using industry-standard criteria, including the National Association of Sewer Service Companies (NASSCO) rating system. Each year, the highest-priority deficiencies are selected for repair and addressed through the Sewer System Improvement CIP project.

Sanitary Sewer System Improvements

This project addresses high priority deficiencies identified through the condition assessments. Projects are prioritized based on both the likelihood of and the consequence of failure. In addition to these projects, there are costs in this project for adjustments of sewer facilities in the public right-of-way required for public works projects.

Sanitary Sewer Capacity Improvements

This project funds the design and construction of sanitary sewer infrastructure needed to address capacity deficiencies identified in the 2025 Sanitary Sewer Master Plan Update. Its purpose is to ensure the system can reliably meet current demands and accommodate future growth, infrastructure deterioration, and other factors that may affect capacity. Ongoing analysis—including updated hydraulic modeling, field observations, and additional studies—continues to identify where capacity upgrades are needed.

Major Accomplishments

- Awarded the 2024 Collection System of the Year – Medium Size from the California Water Environment Association (CWEA), the 3rd such award in the last 4 years.
- Department completes approximately 170,000 linear feet of CCTV inspection of sewer infrastructure and approximately 500,000 linear feet of flushing/jetting annually.
- Completed the Sanitary Sewer Master Plan in 2025.
- Continued to actively participate in TPAC including review, coordination, and oversight of capital projects at co-owned RWF.

Financing Sources

Customer Service Charges
The Sewer Utility program is funded through transfers from the Sewer Utility Fund. This utility generates revenue primarily through customer service charges from both residences and businesses.

Debt Issuance
The San José-Santa Clara RWF project has significant costs. In accordance with costs estimates provided to the City by the City of San José, the Water and Sewer Utilities Department entered into an Installment Sale Agreement for $50.0 million in June 2020. The Department drew down $20.0 million prior to the close of FY 2019/20. In October 2023, $35.0 million of Wastewater Revenue Certificates of Participation were issued to repay that drawdown and provide an extra $15.0 million to fund RWF projects. Staff anticipates additional debt issuances for the RWF, based on the City of San José's latest five-year plan estimates. These issuances are currently planned in FY 2026/27, FY 2028/29, and FY 2030/31.

Operating Budget Impacts

There are no additional operating budget impacts associated with the funded projects.

Unfunded Needs

Through this five-year CIP, all capital needs in the Sewer Utility program are fully funded.

FUNDED | PROJECTS BUDGETED COST SUMMARY

Sewer Utility Project	2025/26	2026/27	2027/28	2028/29	2029/30	2030/31	Five-Year CIP Total
1908 - S.J.-S.C. Regional Wastewater Facility	$8,194,682	$21,861,787	$23,438,472	$18,272,451	$16,749,146	$43,796,349	$124,118,205
1909 - Sanitary Sewer Capacity Improvements	$49,283,067	$4,665,151	$2,305,000	$1,500,000	$1,328,550	$4,750,627	$14,549,328
1911 - Sanitary Sewer System Condition Assessment	$1,894,717	$1,000,000	$1,000,000	$1,000,000	$1,000,000	$1,000,000	$5,000,000
1912 - Sanitary Sewer System Improvements	$6,931,462	$2,000,000	$2,000,000	$2,000,000	$2,000,000	$2,000,000	$10,000,000
1916 - Walsh Avenue @ San Tomas Aquino Creek Sanitary Sewer Siphon Relocation	$750,000	-	-	-	-	-	-
1919 - Sanitary Sewer Hydraulic Modeling As Needed Support	$1,235,373	$395,281	$397,471	$199,653	$100,000	$100,000	$1,192,405
1920 - Sanitary Sewer Master Plan Update	$118,574	$108,160	$112,487	$116,985	$121,665	$126,532	$585,829
1921 - Public Works Paving Support - Sewer	$500,000	$300,000	$300,000	$300,000	$300,000	$300,000	$1,500,000
Total Sewer Utility Projects	**$68,907,875**	**$30,330,379**	**$29,553,430**	**$23,389,089**	**$21,599,361**	**$52,073,508**	**$156,945,767**

FUNDED | 1908 - S.J.-S.C. REGIONAL WASTEWATER FACILITY

Project Number:	1908	**Theme / Category:**	Sewer Utility
Year Initiated:	2008	**Project Manager:**	Lawrence Tam
Planned Completion Year:	2043	**Department:**	Water and Sewer Utility Dept
Project Type:	Distinct	**Fund:**	594 - Sewer Utility
Strategic Pillar	02 - Deliver and Enhance High Quality Efficient Services and Infrastructure		
Location	Los Esteros Road, San Jose		

Project Description

The Regional Wastewater Facility (RWF) is jointly owned by the City of San José and the City of Santa Clara (City). This project funds the City of Santa Clara's portion of the RWF infrastructure rebuild. This project is based on the 2013 Plant Master Plan that had an anticipated 30-year rebuilding period. The next five years of this CIP, approximately $135.3 million is scheduled. This five-year estimate reflects the latest information provided by the City of San José. With guidance from City Council and the Treatment Plant Advisory Committee, City staff works closely with City of San José staff on the RWF capital expenditures. This project is proposed to be partially funded by debt issuances currently planned in FY 2026/27, FY 2028/29 and FY 2030/31.

Funding Sources

Sewer Customer Service Charges; Debt Issuance

Funding Sources	All Prior Actuals	2025/26	2026/27	2027/28	2028/29	2029/30	2030/31	Total
Total Sources	$238,653,071	$8,194,682	$21,861,787	$23,438,472	$18,272,451	$16,749,146	$43,796,349	**$370,965,958**

Expenditures	All Prior Actuals	2025/26	2026/27	2027/28	2028/29	2029/30	2030/31	Total
Construction	$209,819,617	$8,194,682	$21,861,787	$23,438,472	$18,272,451	$16,749,146	$43,796,349	$342,132,504
Transfers Out	$28,833,454	-	-	-	-	-	-	$28,833,454
Total Expenditures	$238,653,071	$8,194,682	$21,861,787	$23,438,472	$18,272,451	$16,749,146	$43,796,349	**$370,965,958**
Operating Impacts			-	-	-	-	-	-

FUNDED | 1909 - SANITARY SEWER CAPACITY IMPROVEMENTS

Project Number:	1909	**Theme / Category:**	Sewer Utility
Year Initiated:	2008	**Project Manager:**	Brandon Coco
Planned Completion Year:	Ongoing	**Department:**	Public Works
Project Type:	Ongoing	**Fund:**	594 - Sewer Utility
Strategic Pillar	02 - Deliver and Enhance High Quality Efficient Services and Infrastructure		
Location	Citywide		

Project Description

This ongoing project funds the study, design, and construction of sanitary sewer infrastructure improvements to address capacity deficiencies identified in the latest Sanitary Sewer Master Plan as well as improvements to meet increased capacity needs to support Santa Clara customers.

Funding Sources

Sewer Conveyance Fees

Funding Sources	All Prior Actuals	2025/26	2026/27	2027/28	2028/29	2029/30	2030/31	Total
Total Sources	$7,388,342	$49,283,067	$4,665,151	$2,305,000	$1,500,000	$1,328,550	$4,750,627	**$71,220,737**

Expenditures	All Prior Actuals	2025/26	2026/27	2027/28	2028/29	2029/30	2030/31	Total
Construction	$4,652,161	$18,867,396	$3,282,258	$2,200,000	$1,500,000	$1,328,550	$4,750,627	$36,580,992
Contingencies/Misc	$3,677	$1,161,290	$750,000	-	-	-	-	$1,914,967
Engineering	$757,954	$28,824,806	$579,893	-	-	-	-	$30,162,653
Transfers Out	$50,421	-	-	-	-	-	-	$50,421
Personnel	$1,924,129	$429,575	-	-	-	-	-	$2,353,704
PW Proj. Deliv. Design	-		$53,000	$24,000				$77,000
PW Proj. Deliv. Const.	-		-	$81,000				$81,000
Total Expenditures	$7,388,342	$49,283,067	$4,665,151	$2,305,000	$1,500,000	$1,328,550	$4,750,627	**$71,220,737**

Operating Impacts			-	-	-	-	-	-

FUNDED | 1911 - SANITARY SEWER SYSTEM CONDITION ASSESSMENT

Project Number:	1911	**Theme / Category:**	Sewer Utility
Year Initiated:	2009	**Project Manager:**	Jason Wong
Planned Completion Year:	Ongoing	**Department:**	Water and Sewer Utility Dept
Project Type:	Ongoing	**Fund:**	594 - Sewer Utility
Strategic Pillar	02 - Deliver and Enhance High Quality Efficient Services and Infrastructure		
Location	Citywide		

Project Description

This project funds the condition assessment of the City's sanitary sewer system. The assessment includes identifying and cataloging defects and prioritizing needed repairs or replacements. While the full system is evaluated on a seven-year cycle, this project specifically supports the inspection of large-diameter sewer mains (greater than 12 inches), force mains, and siphons. Funding is tied to on-call assessment agreements approved by the City Council in 2024.

Funding Sources

Sewer Customer Service Charges

Funding Sources	All Prior Actuals	2025/26	2026/27	2027/28	2028/29	2029/30	2030/31	Total
Total Sources	$6,281,637	$1,894,717	$1,000,000	$1,000,000	$1,000,000	$1,000,000	$1,000,000	**$13,176,354**

Expenditures	All Prior Actuals	2025/26	2026/27	2027/28	2028/29	2029/30	2030/31	Total
Construction	$3,581,193	$1,894,717	$1,000,000	$1,000,000	$1,000,000	$1,000,000	$1,000,000	$10,475,910
Engineering	$2,624,942	-	-	-	-	-	-	$2,624,942
Personnel	$75,502	-	-	-	-	-	-	$75,502
Total Expenditures	$6,281,637	$1,894,717	$1,000,000	$1,000,000	$1,000,000	$1,000,000	$1,000,000	**$13,176,354**
Operating Impacts			-	-	-	-	-	-

FUNDED | 1912 - SANITARY SEWER SYSTEM IMPROVEMENTS

Project Number:	1912	**Theme / Category:**	Sewer Utility
Year Initiated:	2012	**Project Manager:**	Lawrence Tam
Planned Completion Year:	Ongoing	**Department:**	Water and Sewer Utility Dept
Project Type:	Ongoing	**Fund:**	594 - Sewer Utility
Strategic Pillar	02 - Deliver and Enhance High Quality Efficient Services and Infrastructure		
Location	Citywide		

Project Description

This project funds the repair of the highest-priority deficiencies identified through the sanitary sewer condition assessment (Project 1911). Future-year funding will support the design and construction of additional sewer repairs as specific needs are identified. Under this project, the Water & Sewer Utilities Department oversees system-wide condition evaluation and determines necessary repairs. Projects requiring construction are then referred to the Department of Public Works for design and implementation.

Funding Sources

Customer Service Charges

Funding Sources	All Prior Actuals	2025/26	2026/27	2027/28	2028/29	2029/30	2030/31	Total
Total Sources	$14,799,338	$6,931,462	$2,000,000	$2,000,000	$2,000,000	$2,000,000	$2,000,000	**$31,730,800**

Expenditures	All Prior Actuals	2025/26	2026/27	2027/28	2028/29	2029/30	2030/31	Total
Construction	$11,554,509	$6,065,974	$1,844,000	$1,650,000	$2,000,000	$1,650,000	$2,000,000	$26,764,483
Contingencies/Misc	$213,709	$136,270	-	-	-	-	-	$349,979
Engineering	$1,295,172	$729,218	-	$303,000	-	$350,000	-	$2,677,390
Equipment	$65,920	-	-	-	-	-	-	$65,920
Personnel	$653,611	-	-	-	-	-	-	$653,611
PW Proj. Deliv. Design	-	-	$31,000	$47,000	-	-	-	$78,000
PW Proj. Deliv. Const.	-	-	$125,000	-	-	-	-	$125,000
Transfers Out	$1,016,417	-	-	-	-	-	-	$1,016,417
Total Expenditures	$14,799,338	$6,931,462	$2,000,000	$2,000,000	$2,000,000	$2,000,000	$2,000,000	**$31,730,800**
Operating Impacts			-	-	-	-	-	-

FUNDED | 1919 - SANITARY SEWER HYDRAULIC MODELING AS NEEDED SUPPORT

Project Number:	1919	**Theme / Category:**	Sewer Utility
Year Initiated:	2019	**Project Manager:**	Brandon Coco
Planned Completion Year:	Ongoing	**Department:**	Public Works
Project Type:	Ongoing	**Fund:**	594 - Sewer Utility
Strategic Pillar	02 - Deliver and Enhance High Quality Efficient Services and Infrastructure		
Location	Citywide		

Project Description

This project funds hydraulic modeling necessary to ensure sufficient capacity is maintained in the sanitary sewer collection system. Activities performed under this project include updating and maintaining the hydraulic model to reflect current land uses and projects, flow studies, review of planning proposals, and review of project proposals for capacity impacts to the sanitary sewer collection system. The Department of Public Works currently has a consultant agreement assisting with this work. No additional funding is needed in FY 2028/29 and FY 2030/31 as there is sufficient contract budget for FY 2026/27 and FY 2027/28.

Funding Sources

Sewer Model Run Fees

Funding Sources	All Prior Actuals	2025/26	2026/27	2027/28	2028/29	2029/30	2030/31	Total
Total Sources	$1,462,503	$1,235,373	$395,281	$397,471	$199,653	$100,000	$100,000	**$3,890,281**

Expenditures	All Prior Actuals	2025/26	2026/27	2027/28	2028/29	2029/30	2030/31	Total
Engineering	$1,068,607	$1,142,416	$300,000	$300,000	$100,000	$100,000	$100,000	$3,111,023
Personnel	$393,896	$92,957	$95,281	$97,471	$99,653	-	-	$779,258
Total Expenditures	$1,462,503	$1,235,373	$395,281	$397,471	$199,653	$100,000	$100,000	**$3,890,281**

Operating Impacts			-	-	-	-	-	-

FUNDED | 1920 - SANITARY SEWER MASTER PLAN UPDATE

Project Number:	1920	**Theme / Category:**	Sewer Utility
Year Initiated:	2022	**Project Manager:**	Craig Temple
Planned Completion Year:	2031	**Department:**	Public Works
Project Type:	Distinct	**Fund:**	594 - Sewer Utility
Strategic Pillar	02 - Deliver and Enhance High Quality Efficient Services and Infrastructure		
Location	Citywide		

Project Description

Sanitary Sewer Master Plans are recommended to undergo complete updating approximately every 7 to 8 years. The last major update to the Sanitary Sewer Master Plan was initiated in 2022 and the next update should be initiated in 2032. The master plan update considers the latest information to plan for the sanitary sewer system needs based on the current City General Plan which currently goes out to 2035. The Sanitary Sewer Master Plan Update includes flow monitoring, water usage data analysis, hydraulic model calibration, design and deficiency criteria evaluation, and capacity and demand analysis. Following the reassessment, capacity improvement projects, including conceptual design and cost estimates, will be recommended to address deficiencies.

Funding Sources

Sewer Conveyance Fees

Funding Sources	All Prior Actuals	2025/26	2026/27	2027/28	2028/29	2029/30	2030/31	Total
Total Sources	$861,465	$118,574	$108,160	$112,487	$116,985	$121,665	$126,532	**$1,565,868**

Expenditures	All Prior Actuals	2025/26	2026/27	2027/28	2028/29	2029/30	2030/31	Total
Construction	-	-	$108,160	$112,487	$116,985	$121,665	$126,532	$585,829
Contingencies/Misc	-	$89,000	-	-	-	-	-	$89,000
Engineering	$861,465	$29,574	-	-	-	-	-	$891,039
Total Expenditures	$861,465	$118,574	$108,160	$112,487	$116,985	$121,665	$126,532	**$1,565,868**
Operating Impacts			-	-	-	-	-	-

FUNDED | 1921 - PUBLIC WORKS PAVING SUPPORT - SEWER

Project Number:	1921	**Theme / Category:**	Sewer Utility
Year Initiated:	2026	**Project Manager:**	Lawrence Tam
Planned Completion Year:	Ongoing	**Department:**	Water and Sewer Utility Dept
Project Type:	Ongoing	**Fund:**	594 - Sewer Utility
Strategic Pillar	02 - Deliver and Enhance High Quality Efficient Services and Infrastructure		
Location	Citywide		

Project Description

As part of infrastructure projects undertaken by the Department of Public Works, sewer infrastructure such as manholes need to be raised to grade. This project funds those improvements.

Funding Sources

Customer Service Charges

Funding Sources	All Prior Actuals	2025/26	2026/27	2027/28	2028/29	2029/30	2030/31	Total
Total Sources	-	$500,000	$300,000	$300,000	$300,000	$300,000	$300,000	**$2,000,000**

Expenditures	All Prior Actuals	2025/26	2026/27	2027/28	2028/29	2029/30	2030/31	Total
Construction	-	$500,000	$300,000	$300,000	$300,000	$300,000	$300,000	$2,000,000
Total Expenditures	-	$500,000	$300,000	$300,000	$300,000	$300,000	$300,000	**$2,000,000**
Operating Impacts			-	-	-	-	-	-

This page is intentionally left blank.

Solid Waste

This page is intentionally left blank.

INTRODUCTION

The projects within the Solid Waste theme provide for monitoring, data collection, reporting, repairs and maintenance at the City's closed landfill. These efforts are performed as required by the Regional Water Quality Control Board, Bay Area Air District, CalRecycle, and Santa Clara County Department of Environmental Health.

Funding Our Top Priorities

Projects in the CIP are determined in accordance with both the City Council's strategic pillars and the budget priorities. The following chart depicts the total funding in the Solid Waste program by strategic pillar:

The five-year CIP Solid Waste program budget totals $7 million. The CIP project was prioritized by the following criteria:

Priority	Description
A	critical need mandated, emergency, or under construction
B	maintenance system reliability and/or ongoing operations
C	future system needs or future regulatory requirements
D	not critical, but achieve efficiencies and/or sustainability

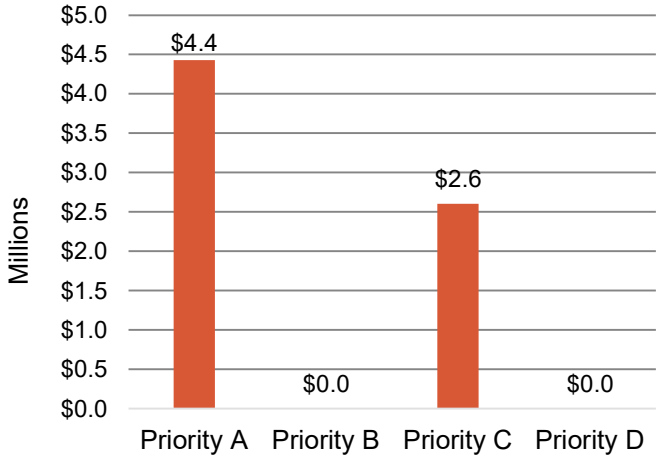

Project Highlights

The project in the Solid Waste program is detailed below.

Sanitary Landfill Development – Post Closure

Regular monitoring, data collection, reporting, maintenance and repairs are required to keep the closed landfill in compliance with regulations. A landfill gas collection system directs methane gas to the Ameresco power plant that converts the gas into electricity and the City maintains a flare to serve as a back-up control device. Ameresco has indicated intentions to terminate its lease and power purchase agreement in 2026. The flare will become the sole control device after power generation discontinues. The City is required to provide financial assurance to CalRecycle on an annual basis for post closure maintenance expenses and non-water corrective action for initiating and completing corrective action for all known or foreseeable releases from the landfill to waterways.

Emergency Backup and Collection System Enhancements for Closed Landfill (New)

The purpose of this project is to increase the reliability of the City's existing landfill gas flare and collection system as the quantity of methane gas foreseeably declines over time. The project will add flare station remote monitoring instrumentation and controls to enable real time methane vacuum and flow control adjustments and remote continuous monitoring to provide early warning of issues that could contribute to unplanned shutdowns. Either a stand-by or portable back-up generator will be purchased and sited at the flare facility to minimize downtime caused by electrical outages. The project also consists of improvements to the gas collection system that include:

- Replacing condensate traps with sumps at critical low points, and
- Creating redundancy by installing piping and headers at locations furthest away from the flare station to cross-connect outer segments including those across Lafayette Street.

Major Accomplishments

- All mandated reports were submitted to regulatory agencies on time.
- Multiple sections of landfill gas pipeline were repaired to maintain vacuum on the collection system and prevent methane emissions.
- Landfill surface was regraded to facilitate proper drainage and prevent ponding at several locations.

Financing Sources

Customer Service Charges (Garbage Services)
Customer service charges for garbage services are transferred from the Solid Waste Operating Fund to the Solid Waste Capital Fund to partially cover the funding necessary for the project.

Developer Contributions
Developer Contributions will provide a portion of the cost of maintaining the landfill. The developer will be responsible for landfill maintenance costs above a baseline amount, adjusted annually by a Consumer Price Index adjustment.

Operating Budget Impacts

There are no operating budget impacts associated with these projects.

Unfunded Needs

There are no unfunded needs for the Solid Waste CIP.

FUNDED | PROJECTS BUDGETED COST SUMMARY

Solid Waste Project	2025/26	2026/27	2027/28	2028/29	2029/30	2030/31	Five-Year CIP Total
6109 - Sanitary Landfill Development - Post Closure	$953,353	$834,160	$860,000	$884,000	$910,520	$937,836	$4,426,516
FY27 Temp 09 - Emergency Backup and Collection System Enhancements for Closed Landfill	-	$400,000	$2,200,000	-	-	-	$2,600,000
Total Solid Waste Projects	**$953,353**	**$1,234,160**	**$3,060,000**	**$884,000**	**$910,520**	**$937,836**	**$7,026,516**

FUNDED | 6109 - SANITARY LANDFILL DEVELOPMENT - POST CLOSURE

Project Number:	6109	**Theme / Category:**	Solid Waste
Year Initiated:	2014	**Project Manager:**	Dave Staub
Planned Completion Year:	Ongoing	**Department:**	Public Works
Project Type:	Ongoing	**Fund:**	596 - Solid Waste
Strategic Pillar	07 - Promote Sustainability and Environmental Protection		
Location	5401/5500 Lafayette Street, Santa Clara CA		

Project Description

This project provides for monthly monitoring, data collection, reporting, and flare source test as required by the Regional Water Quality Control Board, Bay Area Air District, Cal Recycle, and Santa Clara County Department of Environmental Health. The project also funds maintenance and repairs to the landfill gas collection system, construction of monitoring wells, well abandonments, roadway and fence repairs, landscaping, mowing, burrowing animal abatement, and erosion and settlement repair as required. The State requires the City to provide financial assurances on an annual basis for landfill post closure maintenance expenses and non-water corrective action for initiating and completing corrective action for all known or reasonably foreseeable releases from the solid waste landfill to water in accordance with the program required by the SWRCB pursuant to §20380(b).

Funding Sources

Solid Waste Customer Rates, Related Santa Clara Developer Contributions, and Ameresco Lease and Royalty Payments

Funding Sources	All Prior Actuals	2025/26	2026/27	2027/28	2028/29	2029/30	2030/31	Total
Total Sources	$8,324,363	$953,353	$834,160	$860,000	$884,000	$910,520	$937,836	**$13,704,232**

Expenditures	All Prior Actuals	2025/26	2026/27	2027/28	2028/29	2029/30	2030/31	Total
Construction	$7,584,985	$928,353	$834,160	$860,000	$884,000	$910,520	$937,836	$12,939,854
Engineering	-	$25,000	-	-	-	-	-	$25,000
Personnel	$4,884	-	-	-	-	-	-	$4,884
Transfers Out	$734,494	-	-	-	-	-	-	$734,494
Total Expenditures	$8,324,363	$953,353	$834,160	$860,000	$884,000	$910,520	$937,836	**$13,704,232**
Operating Impacts			-	-	-	-	-	-

FUNDED | FY27 TEMP 09 - EMERGENCY BACKUP AND COLLECTION SYSTEM ENHANCEMENTS FOR CLOSED LANDFILL

Project Number:	FY27 Temp 09	**Theme / Category:**	Solid Waste
Year Initiated:	2026	**Project Manager:**	Colleen Trostle
Planned Completion Year:	2029	**Department:**	Public Works
Project Type:	Distinct	**Fund:**	596 - Solid Waste
Strategic Pillar	02 - Deliver and Enhance High Quality Efficient Services and Infrastructure		
Location	City of Santa Clara		

Project Description

The Permit to Operate the landfill's methane gas control system issued by the Bay Area Air District (BAAD) requires continuous operation of a methane control device with an exemption of 240 hours per calendar year for maintenance or other unforeseen shutdowns. The Ameresco power plant currently serves as the primary methane gas control device and the City's flare facility serves as the secondary control device when the power generating facility is not operating. The power purchase agreement with Ameresco expires in December 2029, however, Ameresco has indicated intentions to terminate its lease and power purchase agreement early. The City's flare facility will become the sole control device after power generation discontinues. This project will add resilience to the methane gas collection system and flare by installing backup power and gas collection improvements to maintain compliance with BAAD regulations.

Funding Sources

Transfer from the Solid Waste Fund

Funding Sources	All Prior Actuals	2025/26	2026/27	2027/28	2028/29	2029/30	2030/31	Total
Total Sources	-	-	$400,000	$2,200,000	-	-	-	**$2,600,000**

Expenditures	All Prior Actuals	2025/26	2026/27	2027/28	2028/29	2029/30	2030/31	Total
Construction	-	-	-	$2,000,000	-	-	-	$2,000,000
Contingencies/Misc	-	-	-	$200,000	-	-	-	$200,000
Engineering	-	-	$400,000	-	-	-	-	$400,000
Total Expenditures	-	-	$400,000	$2,200,000	-	-	-	**$2,600,000**

Operating Impacts			-	-	-	-	-	-

Storm Drain

This page is intentionally left blank.

INTRODUCTION

Capital projects within the Storm Drain theme maintain and improve the storm drain infrastructure, which includes, but is not limited to, pipe conveyance system, pump and lift stations, manholes, catch basins, outfalls, retention basins, trash capture devices, and drainage swales. The table below identifies a list of storm drain infrastructure. In addition to infrastructure projects, the CIP includes work related to compliance with the Municipal Regional Stormwater National Pollutant Discharge Elimination System Permit and management of stormwater runoff and collection.

Storm Drain Infrastructure	
Pipe Length (miles)	195
Pump/Lift Stations	21
Nodes (manholes, catch basins, and outfalls)	8,430
Retention Basins	2
Trash Capture Devices	1,050

Funding Our Top Priorities

The projects included in the CIP were determined in accordance with both the City Council's strategic pillars and the budget priorities. The following chart depicts the total funding in the Storm Drain program by strategic pillar.

The five-year CIP Storm Drain budget totals $20.4 million. Effective FY 2027/28, $0.4 million in annual funding will be shifted to the operating budget for the SDPS Motor and Control Maintenance, Repair, and Replacement project. The CIP projects were prioritized by the following criteria:

Priority	Description
A	critical need mandated, emergency, or under construction
B	maintenance system reliability and/or ongoing operations
C	future system needs or future regulatory requirements
D	not critical, but achieve efficiencies and/or sustainability

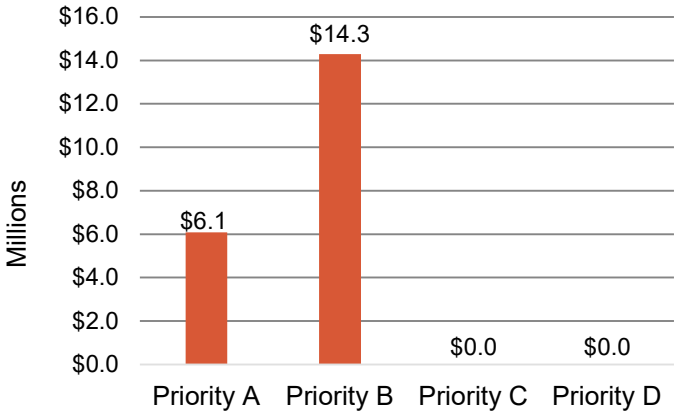

Project Highlights

Major projects in the Storm Drain program are detailed below.

General Obligation Bond Projects

This program includes several projects supported by the Measure I General Obligation Bonds, including the following major projects that have funding in this CIP from the first tranche of projects:

- Bowers Ave Underpass SDPS Rehabilitation
- Green Storm Drain Design & Construction
- Storm Drain Renovations
- Storm Drain System Improvements

Anna Drive Neighborhood Flood Protection Project

The Anna Drive Neighborhood Flood Protection Project is identified as one of the high priority projects in the City's Storm Drain Master Plan and consists of upsizing approximately 2,100 linear feet of storm drain pipelines ranging in diameters from 12-inch to 48-inch on Anna Drive between San Tomas Aquino Creek and McCormick Drive. The Anna Drive Neighborhood Flood Protection Project was allocated Federal Community Project funding in FY 2024/25 in the amount of $3,000,000. Remaining FY 2025/26 funding will be carried forward to FY 2026/27.

Storm Drain Pump Station RTU Upgrade

The City Storm Drain Pump Stations utilize an RTU (Remote Terminal Unit) that communicates through radio frequency to the SCADA (supervisory control and data acquisition) application. This is an essential component of the pump stations and provides staff with critical information such as pump conditions, run times, and alarm status. The current RTUs are outdated and are soon to be no longer supported by the manufacturer. Updating the RTUs provides greater bandwidth capacity to communicate through fiber optic lines with radio frequency backup. The increased bandwidth allows for increased flexibility in the City's ability to monitor and control operations at the Storm Drain Pump stations.

Green Storm Drain Design & Construction

The Municipal Regional Stormwater NPDES Permit issued by the State requires the City to fund green stormwater infrastructure (GSI) that will treat five acres of stormwater runoff by June 30, 2027. The first phase of the project was funded in FY 2024/25 and includes feasibility studies and development of plans and specifications for two project locations along Hope Drive and Lincoln Street from El Camino Real to Warburton Avenue. Design for these projects is underway.

Major Accomplishments

- Completed construction of the Storm Drain Slide Gate Rehabilitation Project.
- Successfully maintained all 21 storm drain pump and lift stations to manage stormwater runoff.

Storm Drain Slide Gate

Financing Sources

The Storm Drain Capital Improvement Program is mostly funded by the General Fund since there is no dedicated funding source.

General Fund Capital Projects Reserve
The General Fund Capital Projects Reserve is used to support the City's general capital projects.

Storm Drainage Outlet Charge
Developers pay the City a storm drainage outlet charge. The revenue from the drainage fee is used for the purpose of defraying the estimated costs of constructing planned drainage facilities for removal of surface and storm waters from the local drainage areas.

Grants
The City applies for state and federal grants to support various storm drain projects.

Measure I Bond Proceeds
On November 5, 2024, voters in the City of Santa Clara approved ballot Measure I, the Public Facilities and Infrastructure Bond Measure, that authorized the issuance of $400 million of general obligation (GO) bonds. Of this amount, $46.0 million is allocated to projects within the Storm Drain theme, and $15.7 million is programmed in this CIP.

Operating Budget Impacts

There are no additional operating budget impacts associated with the projects in the CIP.

Unfunded Needs

The needs for the Storm Drain Program are divided into two main components: 1) the Storm Drain Master Plan, which is focused on storm drain capacity; and 2) the Storm Drain Pump Station Evaluation, which identified pump station annual operating needs. The Storm Drain Master Plan identified a need for approximately $290 million (2018 dollars) in projects including almost $60 million in highest and high priority projects. The Storm Drain Pump Station Evaluation identified approximately $3 million (2018 dollars) annually for pump station repair, maintenance and upgrades.

Some of the highest priority projects for the Storm Drain Program total $42 million over the next five years. Of this amount, $20.4 million is funded, leaving $21.6 million of unfunded highest priority needs. Unfunded projects are capacity improvement projects identified in the Storm Drain Master Plan, which are partially funded by the Measure I GO Bond.

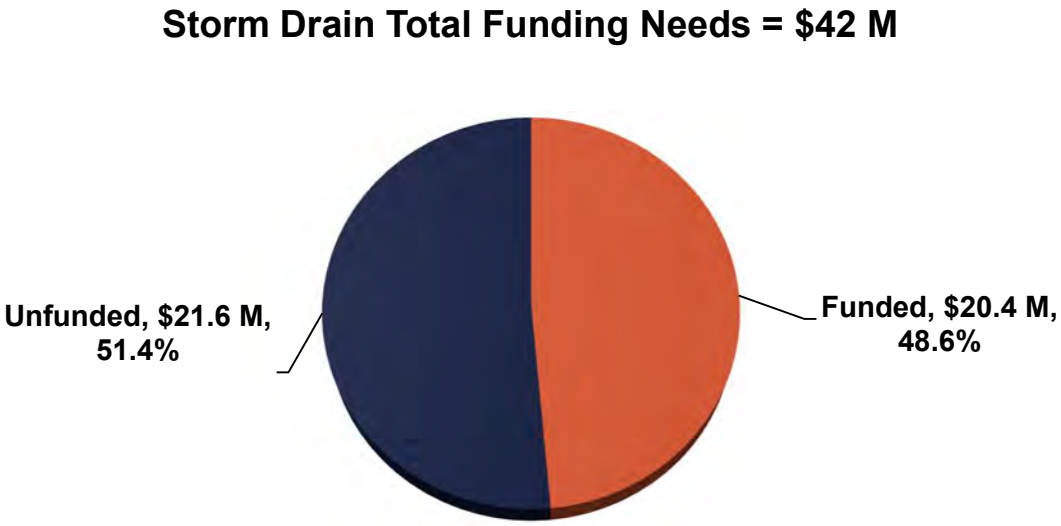

The table below highlights the funding needs currently on the unfunded list in the Storm Drain category. For more project information, please see the Unfunded Projects – Storm Drain list at the end of this section.

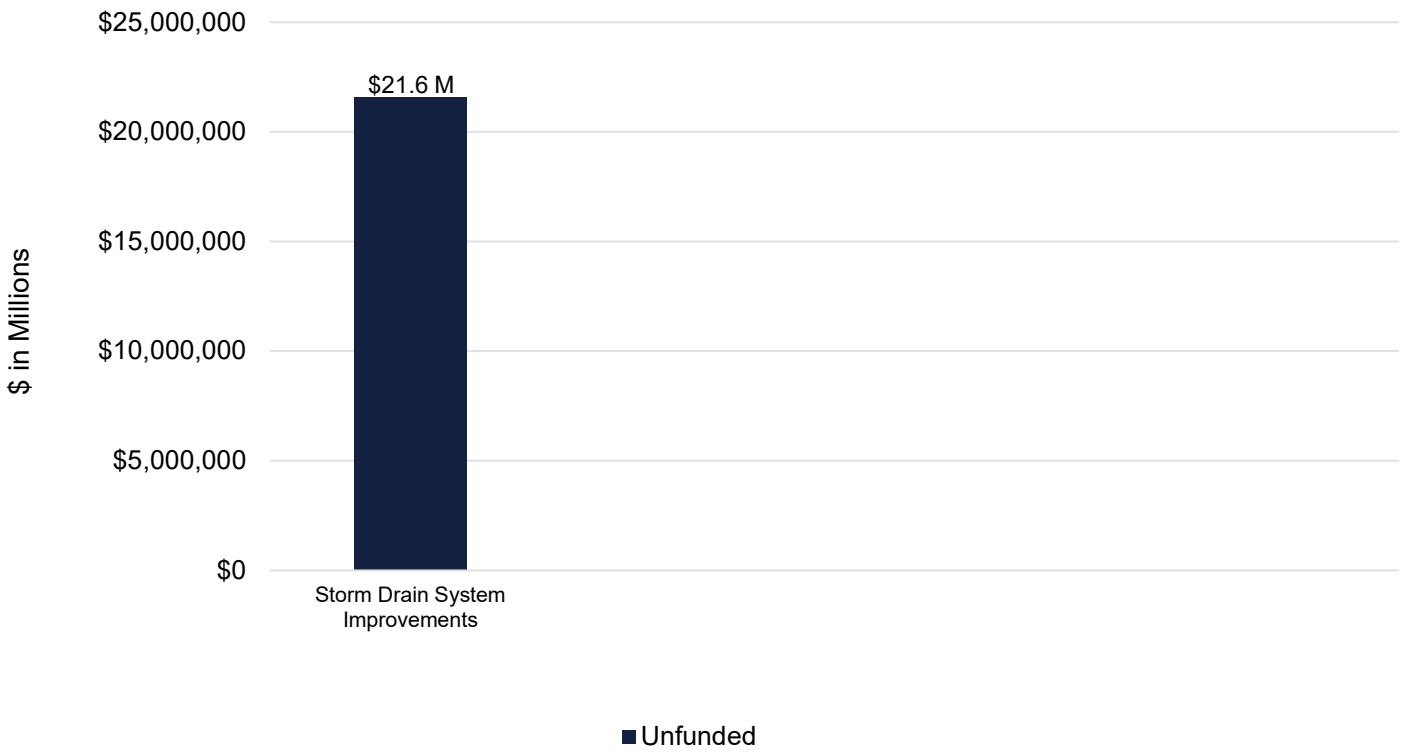

FUNDED | PROJECTS BUDGETED COST SUMMARY

Storm Drain Project	2025/26	2026/27	2027/28	2028/29	2029/30	2030/31	Five-Year CIP Total
1811 - Storm Drain Pump Station Facility Maintenance & Repair	$125,295	-	-	-	-	-	-
1831 - Storm Drain Renovations	$616,577	$150,000	$150,000	$150,000	$150,000	$150,000	$750,000
1835 - Storm Drain Pump Station Outfall Reconstruction Program	$326,252	-	$250,000	-	-	-	$250,000
1839 - Urban Runoff Pollution Prevention Program	$614,229	-	-	-	-	-	-
1840 - Kiely Blvd.-Saratoga Creek Storm Drain Outfall Relocation	$125,500	$200,000	$16,000	-	-	-	$216,000
1841 - Laurelwood Pump Station Rehabilitation	$758,147	-	-	-	-	-	-
1844 - Storm Drain Slide Gate Rehabilitation	$296,627	-	-	-	-	-	-
1845 - Anna Drive Neighborhood Flood Protection	$3,265,813	$63,000	-	-	-	-	$63,000
1846 - Bowers Park Parking Lot Rehabilitation	$329,863	$36,000	-	-	-	-	$36,000
1849 - Storm Drain Pump Station RTU Upgrade	$690,000	$1,800,000	-	-	-	-	$1,800,000
6220 - Storm Drain System Improvements	-	$5,000,000	-	-	-	-	$5,000,000
6221 - Green Storm Drain Design & Construction	$560,000	$6,085,000	-	-	-	-	$6,085,000
6222 - Bowers Ave Underpass SDPS Rehabilitation	$308,000	$1,722,000	-	-	-	-	$1,722,000
6223 - SDPS Motor and Control Replacement	-	$347,000	-	-	-	-	$347,000
6224 - SDPS Outfall Reconstruction	-	$250,000	-	-	-	-	$250,000
6225 - Storm Drain Renovations	-	$150,000	-	-	-	-	$150,000
6229 - Storm Drain System Improvements CEA	-	$2,163,300	-	-	-	-	$2,163,300

FUNDED | PROJECTS BUDGETED COST SUMMARY

Storm Drain Project	2025/26	2026/27	2027/28	2028/29	2029/30	2030/31	Five-Year CIP Total
FY27 Temp 13 - Storm Drain Master Plan Update	-	$700,000	-	-	-	-	$700,000
FY27 Temp 21 - Lickmill Storm Drain Pump Station Rehabilitation	-	$350,000	-	-	-	-	$350,000
FY27 Temp 22 - Tri-Level Underpass Storm Drain Pump Station Rehabilitation	-	$150,000	-	-	-	-	$150,000
FY27 Temp 23 - Fairway Glen Storm Drain Pump Station Rehabilitation	-	$350,000	-	-	-	-	$350,000
Total Storm Drain Projects	**$8,016,303**	**$19,516,300**	**$416,000**	**$150,000**	**$150,000**	**$150,000**	**$20,382,300**

FUNDED | 1831 - STORM DRAIN RENOVATIONS

Project Number:	1831	**Theme / Category:**	Storm Drain
Year Initiated:	2007	**Project Manager:**	Huy Nguyen
Planned Completion Year:	Ongoing	**Department:**	Public Works
Project Type:	Ongoing	**Fund:**	535 - Storm Drain
Strategic Pillar	02 - Deliver and Enhance High Quality Efficient Services and Infrastructure		
Location	Citywide		

Project Description

This project, formerly titled Storm Drain Repairs and Maintenance, consists of removal, renovation, and replacement activities to address minor unforeseen issues that arise related to the existing storm drain system. The storm drain system includes pipelines, catch basins, manholes, outlets, junction structures, trash devices, and other storm drain related structures. Unforeseen drainage problems can arise due to settlement, reconstruction, development or other activities. Funding is needed to correct these urgent issues expeditiously.

Funding Sources

General Fund - Capital Project Reserve

Funding Sources	All Prior Actuals	2025/26	2026/27	2027/28	2028/29	2029/30	2030/31	Total
Total Sources	$552,848	$616,577	$150,000	$150,000	$150,000	$150,000	$150,000	**$1,919,425**

Expenditures	All Prior Actuals	2025/26	2026/27	2027/28	2028/29	2029/30	2030/31	Total
Construction	$472,396	$130,000	$130,000	$130,000	$130,000	$130,000	$130,000	$1,252,396
Engineering	$29,921	$486,577	$20,000	$20,000	$20,000	$20,000	$20,000	$616,498
Personnel	$591	-	-	-	-	-	-	$591
Transfers Out	$49,940	-	-	-	-	-	-	$49,940
Total Expenditures	$552,848	$616,577	$150,000	$150,000	$150,000	$150,000	$150,000	**$1,919,425**

Operating Impacts			-	-	-	-	-	-

FUNDED | 1835 - STORM DRAIN PUMP STATION OUTFALL RECONSTRUCTION PROGRAM

Project Number:	1835	**Theme / Category:**	Storm Drain
Year Initiated:	2011	**Project Manager:**	Mathew Mendriski
Planned Completion Year:	Ongoing	**Department:**	Public Works
Project Type:	Ongoing	**Fund:**	535 - Storm Drain
Strategic Pillar	02 - Deliver and Enhance High Quality Efficient Services and Infrastructure		
Location	Various Storm Drain Lift Stations		

Project Description

The City has 21 Storm Drain Pump Stations (SDPS), and of the 21 SDPS, 13 include outfalls that flow into various creeks. Although there are 188 outfalls throughout the City, this project only includes outfalls from the 13 SDPS that discharge directly into creeks and rivers that are subject to inspection by Valley Water's agreement with the United States Army Corps of Engineers. This project also funds the reconstruction of failing SDPS outfall structures and erosion repair in waterways caused by outfall discharges. Typical work includes, but is not limited to, concrete patching, spot repair, check valve repair, pipe replacement and rehabilitation, etc. Current SDPS outfall inspections are being completed in FY 2027/28. Based on the result of the inspection videos and report, staff will prepare recommended designs, construction plans, and an implementation schedule for the project.

Funding Sources

General Fund - Capital Project Reserve

Funding Sources	All Prior Actuals	2025/26	2026/27	2027/28	2028/29	2029/30	2030/31	Total
Total Sources	$737,394	$326,252	-	$250,000	-	-	-	**$1,313,646**

Expenditures	All Prior Actuals	2025/26	2026/27	2027/28	2028/29	2029/30	2030/31	Total
Construction	$737,394	$38,549	-	$250,000	-	-	-	$1,025,943
Engineering	-	$287,703	-	-	-	-	-	$287,703
Total Expenditures	$737,394	$326,252	-	$250,000	-	-	-	**$1,313,646**

Operating Impacts			-	-	-	-	-	-

FUNDED | 1840 - KIELY BLVD.-SARATOGA CREEK STORM DRAIN OUTFALL RELOCATION

Project Number:	1840	**Theme / Category:**	Storm Drain
Year Initiated:	2013	**Project Manager:**	Vincent Luchessi
Planned Completion Year:	2030	**Department:**	Public Works
Project Type:	Distinct	**Fund:**	535 - Storm Drain
Strategic Pillar	02 - Deliver and Enhance High Quality Efficient Services and Infrastructure		
Location	Saratoga Creek near Kiely Blvd		

Project Description

This project relocates and replaces an existing storm drain outfall to Saratoga Creek, located along the northern bank of the creek just west of Kiely Boulevard. The need to replace the outfall originated as part of the storm drain system improvements of the Gallery development project located on the former Kaiser Hospital site at 900 Kiely Boulevard. Because the storm drain outfall was within the limits of the City's Saratoga Creek Trail (Homeridge Park to Central Park) Project and to avoid multiple relocations and temporary impacts to the creek, the developer made a financial contribution to have the work performed by the City. The work is pending future implementation with other City activities or projects as projects of similar scope become identified for concurrent completion.

Funding Sources

Developer Contributions, General Fund - Capital Project Reserve, General Fund (PW project delivery)

Funding Sources	All Prior Actuals	2025/26	2026/27	2027/28	2028/29	2029/30	2030/31	Total
Total Sources	-	$125,500	$200,000	$16,000	-	-	-	**$341,500**

Expenditures	All Prior Actuals	2025/26	2026/27	2027/28	2028/29	2029/30	2030/31	Total
Engineering	-	$125,500	$200,000	-	-	-	-	$325,500
PW Proj. Deliv. Design	-	-	-	$16,000	-	-	-	$16,000
Total Expenditures	-	$125,500	$200,000	$16,000	-	-	-	**$341,500**

Operating Impacts			-	-	-	-	-	**-**

FUNDED | 1845 - ANNA DRIVE NEIGHBORHOOD FLOOD PROTECTION

Project Number:	1845	**Theme / Category:**	Storm Drain
Year Initiated:	2023	**Project Manager:**	Jungwoon Park
Planned Completion Year:	2028	**Department:**	Public Works
Project Type:	Distinct	**Fund:**	535 - Storm Drain
Strategic Pillar	02 - Deliver and Enhance High Quality Efficient Services and Infrastructure		
Location	Anna Drive between San Tomas Aquino Creek and McCormick Drive		

Project Description

The upsizing of the storm drain pipelines along Anna Drive between San Tomas Aquino Creek and McCormick Drive was identified as one of the highest priorities in the City's Storm Drain Master Plan. The Anna Drive Flood Protection Project scope of work generally consists of upsizing approximately 2,000 linear feet of storm drain pipelines ranging in diameters from 12-inch to 48-inch. The Project received grant funding in the amount of $3,000,000 under the Community Project Funding/Congressionally Directed Spending.

Funding Sources

Grant Funding and General Fund - Capital Project Reserve, General Fund (PW project delivery)

Funding Sources	All Prior Actuals	2025/26	2026/27	2027/28	2028/29	2029/30	2030/31	Total
Total Sources	$232,227	$3,265,813	$63,000	-	-	-	-	**$3,561,040**

Expenditures	All Prior Actuals	2025/26	2026/27	2027/28	2028/29	2029/30	2030/31	Total
Construction	-	$98,040	-	-	-	-	-	$98,040
Contingencies/Misc	$250	$76,435	-	-	-	-	-	$76,685
Engineering	$231,977	$3,091,338	-	-	-	-	-	$3,323,315
PW Proj. Deliv. Const.	-	-	$63,000	-	-	-	-	$63,000
Total Expenditures	$232,227	$3,265,813	$63,000	-	-	-	-	**$3,561,040**
Operating Impacts			-	-	-	-	-	-

FUNDED | 1846 - BOWERS PARK PARKING LOT REHABILITATION

Project Number:	1846	**Theme / Category:**	Storm Drain
Year Initiated:	2020	**Project Manager:**	Huy Nguyen
Planned Completion Year:	2027	**Department:**	Public Works
Project Type:	Distinct	**Fund:**	535 - Storm Drain
Strategic Pillar	07 - Promote Sustainability and Environmental Protection		
Location	Bowers Park		

Project Description

In 2018, the City's Facility Condition Assessment Report (Kitchell), identified the Bowers Park parking lot as in need of significant repair, rehabilitation, and improvement. In 2021, Santa Clara, in partnership with the City of Palo Alto, was awarded San Francisco Bay Water Quality Improvement Fund (SFBWQIF) grant funds to rehabilitate the Bowers Park parking lot with green stormwater infrastructure. As the parking lot is proposed for rehabilitation, the project was coordinated with Parks and Silicon Valley Power for additional improvements such as electric vehicle charge stations, additional parking capacity, and lighting improvements. Overall, this project consists of pavement rehabilitation, green stormwater infrastructure, energy-efficient lighting, electric vehicle charge stations, a solar canopy, bicycle parking, additional parking capacity, and vehicle and pedestrian circulation improvements.

Funding Sources

Grant Funding (SFBWQIF), Project 538-6123, Silicon Valley Power Greenhouse Gas Program (191-1325) in the Electric Operating Grant Trust Fund, MFA and Developer Contributions, General Fund - Capital Project Reserve, General Fund (PW project delivery)

Funding Sources	All Prior Actuals	2025/26	2026/27	2027/28	2028/29	2029/30	2030/31	Total
Total Sources	$115,481	$329,863	$36,000	-	-	-	-	**$481,344**

Expenditures	All Prior Actuals	2025/26	2026/27	2027/28	2028/29	2029/30	2030/31	Total
Contingencies/Misc	-	$29,983	-	-	-	-	-	$29,983
Engineering	$115,481	$299,880	-	-	-	-	-	$415,361
PW Proj. Deliv. Const.	-	-	$36,000	-	-	-	-	$36,000
Total Expenditures	$115,481	$329,863	$36,000	-	-	-	-	**$481,344**
Operating Impacts			-	-	-	-	-	-

FUNDED | 1849 - STORM DRAIN PUMP STATION RTU UPGRADE

Project Number:	1849	**Theme / Category:**	Storm Drain
Year Initiated:	2024	**Project Manager:**	Mathew Mendriski
Planned Completion Year:	2027	**Department:**	Public Works
Project Type:	Distinct	**Fund:**	535 - Storm Drain
Strategic Pillar	02 - Deliver and Enhance High Quality Efficient Services and Infrastructure		
Location	Various Storm Drain Pump Stations		

Project Description

The Storm Drain System has 21 storm drain pump stations that are equipped with pumps and controls. The pumps and controls for 16 of the larger pump stations in the City utilize a Remote Terminal Unit (RTU) that communicates through radio frequency to the Water and Sewer Utility Department (WSUD) SCADA database. This is an essential component of the pump stations and provides staff with critical information such as pump conditions, run times, and alarms status. The current RTUs are outdated, parts are difficult to procure, and staff has learned that they are soon to be no longer supported by the manufacturer. WSUD initiated updating their RTUs at their Water and Sewer sites through a separate CIP for similar reasons. In November 2023, the WSUD, which maintains the pumps, controls and SCADA Systems for the storm drain pump stations, recommended upgrading the RTUs.

Funding Sources

General Fund - Capital Project Reserve

Funding Sources	All Prior Actuals	2025/26	2026/27	2027/28	2028/29	2029/30	2030/31	Total
Total Sources	-	$690,000	$1,800,000	-	-	-	-	**$2,490,000**

Expenditures	All Prior Actuals	2025/26	2026/27	2027/28	2028/29	2029/30	2030/31	Total
Construction	-	-	$1,800,000	-	-	-	-	$1,800,000
Engineering	-	$690,000	-	-	-	-	-	$690,000
Total Expenditures	-	$690,000	$1,800,000	-	-	-	-	**$2,490,000**

Operating Impacts			-	-	-	-	-	-

FUNDED | 6220 - STORM DRAIN SYSTEM IMPROVEMENTS

Project Number:	6220	**Theme / Category:**	Storm Drain
Year Initiated:	2026	**Project Manager:**	Mathew Nguyen
Planned Completion Year:	2029	**Department:**	Public Works
Project Type:	Distinct	**Fund:**	613 - Measure I GO Bond Projects Fund
Strategic Pillar	02 - Deliver and Enhance High Quality Efficient Services and Infrastructure		
Location	Harrison Street		

Project Description

The City's Storm Drain Master Plan identifies capacity deficient storm drain pipelines throughout the City for improvements to prevent and minimize potential flooding. The Harrison St. neighborhood east of San Tomas Aquino Creek is bounded by residential homes and commercial businesses. The affected area has experienced localized roadway flooding during past storm events, and the project is one of the highest priority flood protection storm drain system improvement projects identified in the City's Storm Drain Master Plan and also confirmed by City storm drain operation and maintenance staff as a system in need of improvement. The project proposes to upsize approximately 3,200 linear feet of existing storm drain line on Harrison St. It is estimated that design will begin in FY2026/27 with construction in FY2027/28.

Funding Sources

Measure I General Obligation Bond Proceeds

Funding Sources	All Prior Actuals	2025/26	2026/27	2027/28	2028/29	2029/30	2030/31	Total
Total Sources	-	-	$5,000,000	-	-	-	-	**$5,000,000**

Expenditures	All Prior Actuals	2025/26	2026/27	2027/28	2028/29	2029/30	2030/31	Total
Construction	-	-	$5,000,000	-	-	-	-	$5,000,000
Total Expenditures	-	-	$5,000,000	-	-	-	-	**$5,000,000**
Operating Impacts			-	-	-	-	-	-

FUNDED | 6221 - GREEN STORM DRAIN DESIGN & CONSTRUCTION

Project Number:	6221	**Theme / Category:**	Storm Drain
Year Initiated:	2026	**Project Manager:**	Brandon Coco
Planned Completion Year:	2028	**Department:**	Public Works
Project Type:	Distinct	**Fund:**	613 - Measure I GO Bond Projects Fund
Strategic Pillar	07 - Promote Sustainability and Environmental Protection		
Location	Citywide		

Project Description

The Municipal Regional Stormwater NPDES Permit (MRP 3.0) issued by the State requires the City to budget projects for green stormwater infrastructure (GSI) that will treat five acres of stormwater runoff by June 30, 2027. This project funds previously unfunded GSI on Hope Drive and Lincoln Street from El Camino Real to Warburton Avenue.

Funding Sources

Measure I General Obligation Bond Proceeds

Funding Sources	All Prior Actuals	2025/26	2026/27	2027/28	2028/29	2029/30	2030/31	Total
Total Sources	-	$560,000	$6,085,000	-	-	-	-	**$6,645,000**

Expenditures	All Prior Actuals	2025/26	2026/27	2027/28	2028/29	2029/30	2030/31	Total
Construction	-	$560,000	$6,085,000	-	-	-	-	$6,645,000
Total Expenditures	-	$560,000	$6,085,000	-	-	-	-	**$6,645,000**
Operating Impacts			-	-	-	-	-	-

FUNDED | 6222 - BOWERS AVE UNDERPASS SDPS REHABILITATION

Project Number:	6222	**Theme / Category:**	Storm Drain
Year Initiated:	2026	**Project Manager:**	Brandon Coco
Planned Completion Year:	2028	**Department:**	Public Works
Project Type:	Distinct	**Fund:**	613 - Measure I GO Bond Projects Fund
Strategic Pillar	02 - Deliver and Enhance High Quality Efficient Services and Infrastructure		
Location	City of Santa Clara		

Project Description

The Bowers Avenue Underpass Storm Drain Pump Station (SDPS) was constructed in 1974 and is located at the underpass of Bowers Avenue crossing the Union Pacific Railroad right-of-way. The station pumps storm water runoff from the underpass to the higher elevation storm drain pipes along Bowers Ave. The Bowers Ave Underpass SDPS contains all original mechanical, electrical, and plumbing, without any major replacement work being performed. Due to the age of the Bowers Avenue Underpass SDPS, the City has had difficulty procuring parts and maintaining the system.

In September 2023, the City completed the first phase of the project which was to complete a preliminary basis of design report for the SDPS which recommended replace of the station. Due to a lack of funding, the project was paused at the time. With the approval of Measure I, funding for design and construction of the Project is now available. The second phase of the Project includes design and construction of the BSDPS. On November 18, 2025, the Council approved the design professional services for the design of the project. It is anticipated that the design will be completed in Fall 2026.

Funding Sources

Measure I General Obligation Bond Proceeds

Funding Sources	All Prior Actuals	2025/26	2026/27	2027/28	2028/29	2029/30	2030/31	Total
Total Sources	-	$308,000	$1,722,000	-	-	-	-	**$2,030,000**

Expenditures	All Prior Actuals	2025/26	2026/27	2027/28	2028/29	2029/30	2030/31	Total
Construction	-	$308,000	$1,722,000	-	-	-	-	$2,030,000
Total Expenditures	-	$308,000	$1,722,000	-	-	-	-	**$2,030,000**
Operating Impacts			-	-	-	-	-	-

FUNDED | 6223 - SDPS MOTOR AND CONTROL REPLACEMENT

Project Number:	6223	**Theme / Category:**	Storm Drain
Year Initiated:	2026	**Project Manager:**	Mathew Mendriski
Planned Completion Year:	2027	**Department:**	Public Works
Project Type:	Distinct	**Fund:**	613 - Measure I GO Bond Projects Fund
Strategic Pillar	02 - Deliver and Enhance High Quality Efficient Services and Infrastructure		
Location	Citywide		

Project Description

The City has 21 Storm Drain Pump Stations (SDPS). Each station is equipped with multiple pumps, motors and varying control devices including a motor control center (MCC), programmable logic control (PLC), human mechanical interface (HMI), SCADA monitoring and control and various other devices. This project funds the replacement and upgrade of pumps, motors, controls, telemetry, valves, instrumentation and related equipment that is the responsibility of the Water & Sewer Utilities Department.

Funding Sources

Measure I General Obligation Bond Proceeds

Funding Sources	All Prior Actuals	2025/26	2026/27	2027/28	2028/29	2029/30	2030/31	Total
Total Sources	-	-	$347,000	-	-	-	-	**$347,000**

Expenditures	All Prior Actuals	2025/26	2026/27	2027/28	2028/29	2029/30	2030/31	Total
Construction	-	-	$347,000	-	-	-	-	$347,000
Total Expenditures	-	-	$347,000	-	-	-	-	**$347,000**
Operating Impacts			-	-	-	-	-	-

FUNDED | 6224 - SDPS OUTFALL RECONSTRUCTION

Project Number:	6224	**Theme / Category:**	Storm Drain
Year Initiated:	2026	**Project Manager:**	Mathew Mendriski
Planned Completion Year:	2027	**Department:**	Public Works
Project Type:	Distinct	**Fund:**	613 - Measure I GO Bond Projects Fund
Strategic Pillar	02 - Deliver and Enhance High Quality Efficient Services and Infrastructure		
Location	Various Storm Drain Lift Stations		

Project Description

This project provides funding for the Storm Drain Pump Stations (SDPS) outfall reconstruction program. This funding will be used to repair high priority needs identified through the inspections. Typical work may include but is not limited to pipe replacement and rehabilitation and miscellaneous outfall improvements.

Funding Sources

Measure I General Obligation Bond Proceeds

Funding Sources	All Prior Actuals	2025/26	2026/27	2027/28	2028/29	2029/30	2030/31	Total
Total Sources	-	-	$250,000	-	-	-	-	**$250,000**

Expenditures	All Prior Actuals	2025/26	2026/27	2027/28	2028/29	2029/30	2030/31	Total
Construction	-	-	$250,000	-	-	-	-	$250,000
Total Expenditures	-	-	$250,000	-	-	-	-	**$250,000**
Operating Impacts			-	-	-	-	-	-

FUNDED | 6225 - STORM DRAIN RENOVATIONS

Project Number:	6225	**Theme / Category:**	Storm Drain
Year Initiated:	2026	**Project Manager:**	Huy Nguyen
Planned Completion Year:	2027	**Department:**	Public Works
Project Type:	Distinct	**Fund:**	613 - Measure I GO Bond Projects Fund
Strategic Pillar	02 - Deliver and Enhance High Quality Efficient Services and Infrastructure		
Location	Citywide		

Project Description

The project consists of renovations to address the existing storm drain system. The storm drain system includes pipelines, catch basins, manholes, outlets, junction structures, trash devices, and other storm drain related structures. This project focuses on improving drainage issues resulting from settlement, minor ponding, reconstruction, development or other defects.

Funding Sources

Measure I General Obligation Bond Proceeds

Funding Sources	All Prior Actuals	2025/26	2026/27	2027/28	2028/29	2029/30	2030/31	Total
Total Sources	-	-	$150,000	-	-	-	-	**$150,000**

Expenditures	All Prior Actuals	2025/26	2026/27	2027/28	2028/29	2029/30	2030/31	Total
Construction	-	-	$150,000	-	-	-	-	$150,000
Total Expenditures	-	-	$150,000	-	-	-	-	**$150,000**
Operating Impacts			-	-	-	-	-	-

FUNDED | 6229 - STORM DRAIN SYSTEM IMPROVEMENTS CEA

Project Number:	6229	**Theme / Category:**	Storm Drain
Year Initiated:	2026	**Project Manager:**	Mathew Nguyen
Planned Completion Year:	2030	**Department:**	Public Works
Project Type:	Distinct	**Fund:**	613 - Measure I GO Bond Projects Fund
Strategic Pillar	02 - Deliver and Enhance High Quality Efficient Services and Infrastructure		
Location	Citywide		

Project Description

This funding is for the Contingency, Escalation & Administration for the Storm Drain projects funded by the Measure I General Obligation Bond.

Funding Sources

Measure I General Obligation Bond Proceeds

Funding Sources	All Prior Actuals	2025/26	2026/27	2027/28	2028/29	2029/30	2030/31	Total
Total Sources	-	-	$2,163,300	-	-	-	-	**$2,163,300**

Expenditures	All Prior Actuals	2025/26	2026/27	2027/28	2028/29	2029/30	2030/31	Total
Contingencies/Escalation	-	-	$1,442,200	-	-	-	-	$1,442,200
Administration	-	-	$721,100	-	-	-	-	$721,100
Total Expenditures	-	-	$2,163,300	-	-	-	-	**$2,163,300**
Operating Impacts			-	-	-	-	-	-

FUNDED | FY27 TEMP 13 - STORM DRAIN MASTER PLAN UPDATE

Project Number:	FY27 Temp 13	**Theme / Category:**	Storm Drain
Year Initiated:	2026	**Project Manager:**	Huy Nguyen
Planned Completion Year:	2029	**Department:**	Public Works
Project Type:	Distinct	**Fund:**	535 - Storm Drain
Strategic Pillar	02 - Deliver and Enhance High Quality Efficient Services and Infrastructure		
Location	Citywide		

Project Description

In 2015, the City completed a Storm Drain Master Plan to better manage its storm drain system. The plan identified existing system capacity deficiencies and over $270 million in potential Capital Improvement Projects. An update to the Master Plan is now needed to address current and future development, changes in downstream creek flows, impacts of climate change, aging infrastructures, updates to the pipeline network, and updated construction estimates.

The updated plan will focus on collecting complete and accurate system data to develop a comprehensive Geographic Information System (GIS) database and updated hydrologic and hydraulic models. These tools will support effective asset management and performance evaluation. The scope of work includes data collection, field verification and surveying, coordination with internal and external stakeholders—including Valley Water—modeling, GIS updates, and creation of new database information using current software platforms capable of supporting future storm drain capacity improvement projects. The result of this project will yield a capital improvement program with projects to be implemented based on available funding and resources.

Funding Sources General Fund - Capital Project Reserve

Funding Sources	All Prior Actuals	2025/26	2026/27	2027/28	2028/29	2029/30	2030/31	Total
Total Sources	-	-	$700,000	-	-	-	-	**$700,000**

Expenditures	All Prior Actuals	2025/26	2026/27	2027/28	2028/29	2029/30	2030/31	Total
Engineering	-	-	$700,000	-	-	-	-	$700,000
Total Expenditures	-	-	$700,000	-	-	-	-	**$700,000**
Operating Impacts			-	-	-	-	-	-

FUNDED | FY27 TEMP 21 - LICKMILL STORM DRAIN PUMP STATION REHABILITATION

Project Number:	FY27 Temp 21	**Theme / Category:**	Storm Drain
Year Initiated:	2026	**Project Manager:**	Vincent Luchessi
Planned Completion Year:	2027	**Department:**	Public Works
Project Type:	Distinct	**Fund:**	535 - Storm Drain
Strategic Pillar	02 - Deliver and Enhance High Quality Efficient Services and Infrastructure		
Location	Lickmill Storm Drain Pump Station		

Project Description

The Lickmill Storm Drain Pump Station (SDPS) was constructed in 1988. The Lickmill SDPS contains all original electronics and mechanical equipment without any major replacement work. Due to the age of the Lickmill SDPS, the City has difficulties procuring parts to replace and maintain existing systems. This project funds an evaluation of the Lickmill Storm Drain Pump Station to determine the scope of recommended improvements.

Funding Sources

General Fund - Capital Project Reserve

Funding Sources	All Prior Actuals	2025/26	2026/27	2027/28	2028/29	2029/30	2030/31	Total
Total Sources	-	-	$350,000	-	-	-	-	**$350,000**

Expenditures	All Prior Actuals	2025/26	2026/27	2027/28	2028/29	2029/30	2030/31	Total
Engineering	-	-	$350,000	-	-	-	-	$350,000
Total Expenditures	-	-	$350,000	-	-	-	-	**$350,000**
Operating Impacts			-	-	-	-	-	-

FUNDED | FY27 TEMP 22 - TRI-LEVEL UNDERPASS STORM DRAIN PUMP STATION REHABILITATION

Project Number:	FY27 Temp 22	**Theme / Category:**	Storm Drain
Year Initiated:	2026	**Project Manager:**	Vincent Luchessi
Planned Completion Year:	2027	**Department:**	Public Works
Project Type:	Distinct	**Fund:**	535 - Storm Drain
Strategic Pillar	02 - Deliver and Enhance High Quality Efficient Services and Infrastructure		
Location	Tri-Level Underpass Storm Drain Lift Station		

Project Description

The Tri-Level Underpass Storm Drain Lift Station (SDLS) was constructed in 1968. The Tri-Level Underpass SDLS contains all original electronics and mechanical equipment without any major replacement work. Due to the age of the Tri-Level Underpass SDLS, the City has difficulties procuring parts to replace and maintain existing systems. This project funds an evaluation of the Tri-Level Underpass Storm Drain Lift Station to determine the scope of recommended improvements.

Funding Sources

General Fund - Capital Project Reserve

Funding Sources	All Prior Actuals	2025/26	2026/27	2027/28	2028/29	2029/30	2030/31	Total
Total Sources	-	-	$150,000	-	-	-	-	**$150,000**

Expenditures	All Prior Actuals	2025/26	2026/27	2027/28	2028/29	2029/30	2030/31	Total
Engineering	-	-	$150,000	-	-	-	-	$150,000
Total Expenditures	-	-	$150,000	-	-	-	-	**$150,000**
Operating Impacts			-	-	-	-	-	-

FUNDED | FY27 TEMP 23 - FAIRWAY GLEN STORM DRAIN PUMP STATION REHABILITATION

Project Number:	FY27 Temp 23	**Theme / Category:**	Storm Drain
Year Initiated:	2026	**Project Manager:**	Vincent Luchessi
Planned Completion Year:	2027	**Department:**	Public Works
Project Type:	Distinct	**Fund:**	535 - Storm Drain
Strategic Pillar	02 - Deliver and Enhance High Quality Efficient Services and Infrastructure		
Location	Fairway Glen Storm Drain Pump Station		

Project Description

The Fairway Glen Storm Drain Pump Station (SDPS) was constructed in 1989. The Fairway Glen SDPS contains all original electronics, and mechanical equipment without any major replacement work. Due to the age of the Fairway Glen SDPS, the City has difficulties procuring parts to replace and maintain existing systems.

This project funds an evaluation of the Fairway Glen Storm Drain Pump Station to determine the scope of recommended improvements.

Funding Sources

General Fund - Capital Project Reserve

Funding Sources	All Prior Actuals	2025/26	2026/27	2027/28	2028/29	2029/30	2030/31	Total
Total Sources	-	-	$350,000	-	-	-	-	**$350,000**

Expenditures	All Prior Actuals	2025/26	2026/27	2027/28	2028/29	2029/30	2030/31	Total
Engineering	-	-	$350,000	-	-	-	-	$350,000
Total Expenditures	-	-	$350,000	-	-	-	-	**$350,000**
Operating Impacts			-	-	-	-	-	**-**

UNFUNDED PROJECTS | STORM DRAIN

1834 - Storm Drain System Improvements					
FY 2026/27	FY 2027/28	FY 2028/29	FY 2029/30	FY 2030/31	Five-Year CIP Total
-	-	$2,500,000	$14,500,000	$4,600,000	**$21,600,000**

In 2015, the City completed a Storm Drain Master Plan that evaluated the City's storm drain system for capacity deficiencies and identified over $270 million of Capital Improvement Projects (2015 dollars). The projects identified would satisfy various service level goals, which include eliminating significant flooding for 2-year, 10-year, and 100-year storm events. This program is to implement the storm drain system improvements identified in the Master Plan according to priority and availability of funds and focused on the highest priority projects. One high priority project is currently underway, another is funded by the first tranche of the General Obligation Bond Project Fund, and other projects are considered under the General Obligation Bond full expenditure plan. The unfunded amount shown reflects the projected costs of the highest priority projects that are not currently funded.

Five-Year CIP Total Unfunded Need:	**$21,600,000**

This page is intentionally left blank.

Technology and Equipment

This page is intentionally left blank.

INTRODUCTION

The projects within the Technology and Equipment category serve to increase efficiency, security, customer service, and transparency throughout the City.

Funding Our Top Priorities

The projects included in the CIP were determined in accordance with both the City Council's strategic pillars and the budget priorities. The chart below illustrates the funding amount per Strategic Pillar within the Technology and Equipment category.

The five-year CIP Technology and Equipment budget totals $2.0 million. The CIP projects were prioritized by the following criteria:

Priority	Description
A	critical need mandated, emergency, or under construction
B	maintenance system reliability and/or ongoing operations
C	future system needs or future regulatory requirements
D	not critical, but achieve efficiencies and/or sustainability

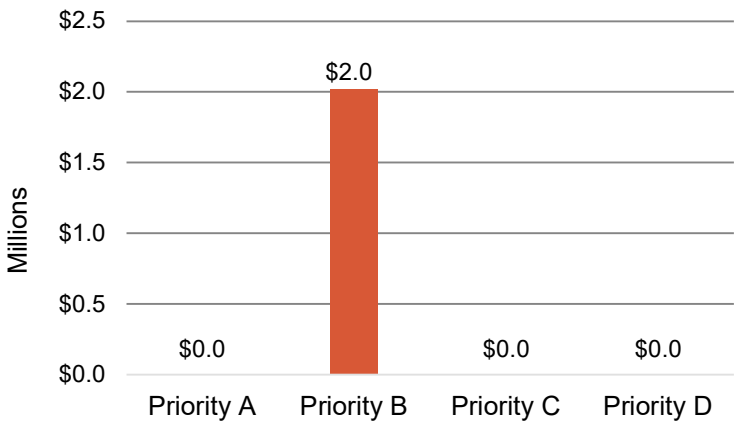

The funded projects in this program align with Priority B.

Project Highlights

Major projects in the Technology and Equipment program are detailed below.

GIS Enterprise System (Geospatial Information System)

This project provides funding towards the City's investment in GIS technologies to build a citywide GIS enterprise system. The goal of Enterprise GIS is to distribute geospatial data and functionality throughout the City while leveraging and integrating department layers. Enterprise GIS streamlines engineering, permitting and inspection processes; improves land management; improves asset utilization of public services; and helps engage the community through increasing shared information.

Replacement VOIP Phone System for Aging Mitel Connect

The current VoIP platform is nearing end-of-life and is exhibiting increasing performance, reliability, and supportability issues. This project proposes evaluating, selecting, and implementing a modern cloud-based or hybrid VoIP/UCaaS solution to replace the existing system and ensure long-term communication stability.

Major Accomplishments

- Implemented new Accela modules in the Fire Department that transition the management, issuance, and billing of all Fire Operational and Certified Unified Program Agency (CUPA) Environmental/Hazmat permits from the Finance Department to the Fire Department. This modernization replaces the legacy HdL database and enhances integration with other city departments.
- Transitioned to the Image Trend database for all Operational report writing in the Fire Department.
- Programming and planning the transition to the cloud-based workforce management software Crew Sense (Vector Scheduling) for timekeeping in the Fire Department. This system is already used for scheduling; adding the timekeeping component will streamline operational planning and payroll processes.
- Launched the Qmatic customer service-based platform to better facilitate appointments and track customer wait times, foot traffic, and reasons for visits. The platform also allows customers schedule appointments with Building, Planning and Public Works, reducing wait times and improving the customer experience.
- Launching the Permit Assistant software tool to address user challenges in navigating the current online permitting portal. Scheduled for launch this spring, this tool will provide a more intuitive, streamlined web-based interface to improve the permit application process for customers.
- Prioritizing key technology initiatives, including web accessibility and ongoing web audit projects, Accela maintenance and development, and digital outreach campaigns supported by the expansion of the technology team through the addition of the Business Analyst and Communication Coordinator positions in the Community Development Department as approved by the City Council on March 10, 2026.
- Expanded the Business License program to collect other types of revenue including the online submission of TOT, TID and CFD forms as well as the collection of Transient Occupancy Tax.
- Implemented eSignature citywide. This first phase focused on various agreement types (Council and Non-Council).

- Replaced the end-of-life non-utility cashiering system for Payment Card Industry (PCI) compliance and business process improvements. The new system is cloud-based and allows departments to do their own cashiering directly.
- Implemented updates to the Enterprise Resource Planning (ERP) system for business process improvements and efficiency:
    - Completed a comprehensive Purchasing assessment, implementation of the recommendations is underway.
    - Completed improvements to accounts receivable (AR) & billing.
    - Implemented AR and billing for the stadium authority.
    - Implemented asset management, replacing a Legacy system.
- Expanded the City's Enterprise Asset Management (EAM) program to strengthen reliability, regulatory compliance, and data-driven budgeting, improving materials/labor cost tracking and cross-department information sharing; completed EAM integration for Public Works assets (traffic signs, City trees, storm drains) and cataloged additional asset classes including streets, intersections, and parking lots.
- Progress was made in several areas of the Enterprise GIS program with continued focus on integration with citywide applications:
    - Developing a GIS-based mobile data collection application to comply with the federal U.S. Environmental Protection Agency (EPA) and State mandates for identifying lead-based service lines within the city-maintained water system for the Water and Sewer Utilities.
    - Collaborating with the Department of Public Works Street Division to digitize over 525 boulevard islands and parkways for work order generation through enterprise asset management.
    - Updated the asset datasets for over 1,300 of the City's trees, as well as over 300 traffic signs.
    - Facilitating the environmental assessment of storm drains on private properties through the development of a mobile application for field teams. This tool enables monitoring and recording of water quality entering these systems, ensuring comprehensive long-term monitoring, and quality assessment.
    - Enhancing the City's sewer system GIS digital model by integrating data from various sources to ensure its accuracy. Over two years of updates have been systematically incorporated to improve the model's precision and facilitate the preparation of block books and digital access to field data.
    - Upgraded the Employee Web Map Viewer, which enhances access to GIS data layers and incorporates essential one-click analysis tools. This upgrade guarantees seamless functionality and significantly bolsters the efficiency of city operations.
    - Supported the Silicon Valley Power 20-Year Load Impact Estimate Study to project potential energy consumption at the parcel level over the next two decades. This analysis is instrumental in assisting Silicon Valley Power with future generation capacity planning and managing anticipated increases in energy consumption.
    - Upgraded the Enterprise GIS to ArcGIS 10.9.1. Included enhancements to increase capacity and business continuity functions.
    - Upgraded Public Web Map Viewer MapSantaClara due to the obsolescence of the underlying technology of the existing application. MapSantaClara, enables current and prospective residents, as well as business owners, to explore Santa Clara and identify the ideal parcel for their new home or enterprise.

- Upgraded the Stadium Common Operational Picture (COP). The COP is a robust real-time web-based application designed to facilitate multi-agency coordination and provide a shared view of stadium operations. This upgrade provided several key benefits including faster response times, greater situational awareness, and enhanced coordination among all involved agencies.
- The Storm Drain Cartography project created updated block books and wall maps from the centralized GIS dataset. By transforming legacy records into accurate and consistent geospatial data, this initiative delivered high-quality, user-friendly cartographic products to enhance field operations and decision-making.

Municipal Information Systems Association of California (MISAC) Excellence in IT Practices Award: The City of Santa Clara received this award in 2024 and 2025, marking the 18th and 19th time receiving the recognition. The award signifies that the City has met or exceeded MISAC standards across multiple technology-focused areas.

Financing Sources

General Fund – Capital Projects Reserve
Because the nature of the projects in this program is to support and enhance general citywide functions, the primary funding source is the General Fund Capital Projects Reserve.

Other Fund Contributions
Some projects within the Technology and Equipment program serve various departments, including the City's Electric, Water, and Sewer Utilities as well as other non-General Fund funded divisions such as the Building Division. As these departments and divisions benefit from the services being enhanced or provided through these projects, there are proportionate contributions made from the applicable enterprise and special revenue funds.

Operating Budget Impacts

Operating impacts for the project in this theme will be incorporated into the operating budget in the fiscal year assets become operational once those costs are finalized.

Summary of Operating Impact	FY 2026/27	FY 2027/28	FY 2028/29	FY 2029/30	FY 2030/31	Total Five-Year
Engineering	0	25,000	25,000	25,000	25,000	**100,000**
Total	**0**	**25,000**	**25,000**	**25,000**	**25,000**	**100,000**

Unfunded Needs

The total funding needs for the Technology and Equipment program totals $2.2 million. Of this amount, $2.0 million is funded, leaving $0.2 million of unfunded needs. There is one unfunded project, the Intranet Collaboration Suite Implementation.

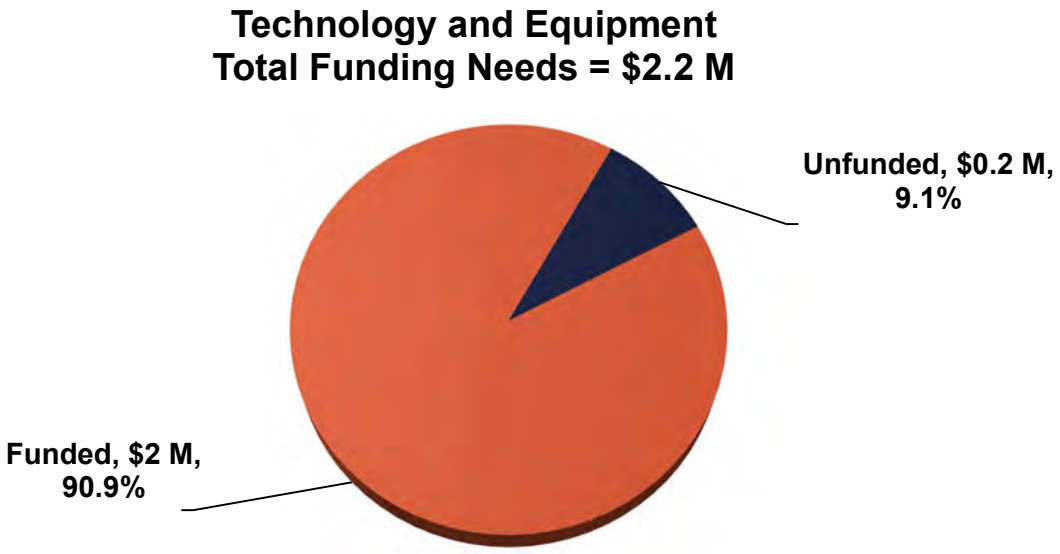

FUNDED | PROJECTS BUDGETED COST SUMMARY

Technology and Equipment Project	2025/26	2026/27	2027/28	2028/29	2029/30	2030/31	Five-Year CIP Total
4061 - Fire Station 3 Sprinklers	$66,000	$31,000	-	-	-	-	$31,000
4062 - Fire Station Washers and Dryers	$67,932	-	-	-	-	-	-
4064 - City-Wide AED Replacements	$448	-	-	-	-	-	-
4084 - Protective Equipment Replacement	$476,513	-	-	-	-	-	-
4085 - Emergency Operations Center Communications System Upgrade	$32,640	-	-	-	-	-	-
4088 - EMS System First Responder Projects	$9,695	-	-	-	-	-	-
4089 - Defibrillator/Monitor Replacement	$89,790	-	-	-	-	-	-
4094 - Computer Aided Dispatch (CAD) Alerting System Upgrade	$268,751	-	-	-	-	-	-
6003 - City Facilities Fiber Network	$155,946	-	-	-	-	-	-
6075 - Permit Information System	$1,309,654	$50,000	-	-	-	-	$50,000
6103 - Utility Management Information System (UMIS) Enhancements	$2,043,506	-	-	-	-	-	-
6118 - CAD/RMS System Replacement	$94,968	-	-	-	-	-	-
6501 - FHRMS Update Project	$4,402,924	-	-	-	-	-	-
6505 - Replace Network Equipment	$188,371	-	-	-	-	-	-
6513 - Computer Replacement Program	$232,449	-	-	-	-	-	-
6532 - Intranet Collaboration Suite Implementation	$175,375	-	-	-	-	-	-
6534 - GIS Enterprise System (Geospatial Information System)	$532,074	$326,000	$336,000	$347,000	$359,000	$371,000	$1,739,000
6549 - Agenda and Document Management Systems	$489,735	-	-	-	-	-	-

FUNDED | PROJECTS BUDGETED COST SUMMARY

Technology and Equipment Project	2025/26	2026/27	2027/28	2028/29	2029/30	2030/31	Five-Year CIP Total
6550 - Cyber Security Risk Mitigation	$255,500	-	-	-	-	-	-
6551 - End User/Desktop Transformation	$95,851	-	-	-	-	-	-
6565 - Enterprise Asset Management DPW	$23,840	-	-	-	-	-	-
6566 - City Hall Data Center HVAC Remediation	$350,000	-	-	-	-	-	-
6567 - Police Vehicle Mobile Data Computer Replacement	$193,148	-	-	-	-	-	-
FY27 - Temp 15 - Replacement VOIP Phone System for Aging Mitel Connect	-	$150,000	$50,000	-	-	-	$200,000
Total Technology and Equipment Projects	**$11,555,110**	**$557,000**	**$386,000**	**$347,000**	**$359,000**	**$371,000**	**$2,020,000**

FUNDED | 4061 - FIRE STATION 3 SPRINKLERS

Project Number:	4061	**Theme / Category:**	Technology and Equipment
Year Initiated:	2023	**Project Manager:**	Jenn Panko
Planned Completion Year:	2027	**Department:**	Fire Department
Project Type:	Distinct	**Fund:**	536 - Fire Department
Strategic Pillar	02 - Deliver and Enhance High Quality Efficient Services and Infrastructure		
Location	Fire Station 3		

Project Description

This project adds three sprinklers and a fire alarm control panel (FACP) to the existing fire sprinkler system at Fire Station 3 to comply with California Fire Code requirements.

During a recent fire and life safety inspection, it was noted that Fire Station 3 is missing sprinkler coverage above one of the fire apparatus bay doors. The California Fire Code requires a sprinkler in this location to meet coverage requirements for a building of this size.

Fire Stations 3 and 4 were constructed as twin facilities with nearly identical designs. However, Fire Station 4 includes sprinkler coverage in the location where Fire Station 3 is deficient. Fire Station 4 also has a FACP and receives monthly sprinkler system monitoring by an outside vendor.

Funding Sources

General Fund - Capital Projects Reserve

Funding Sources	All Prior Actuals	2025/26	2026/27	2027/28	2028/29	2029/30	2030/31	Total
Total Sources	-	$66,000	$31,000	-	-	-	-	**$97,000**

Expenditures	All Prior Actuals	2025/26	2026/27	2027/28	2028/29	2029/30	2030/31	Total
Construction	-	-	$31,000	-	-	-	-	$31,000
Equipment	-	$66,000	-	-	-	-	-	$66,000
Total Expenditures	-	$66,000	$31,000	-	-	-	-	**$97,000**

Operating Impacts			-	-	-	-	-	-

FUNDED | 6075 - PERMIT INFORMATION SYSTEM

Project Number:	6075	**Theme / Category:**	Technology and Equipment
Year Initiated:	2016	**Project Manager:**	
Planned Completion Year:	2027	**Department:**	Community Development Department
Project Type:	Distinct	**Fund:**	539 - General Government
Strategic Pillar	02 - Deliver and Enhance High Quality Efficient Services and Infrastructure		
Location	Citywide		

Project Description

This project addresses the maintenance and enhancements to the City's permit tracking system, Accela Civic Platform. The system was fully implemented and launched in 2021 and is vital for the Permit Center's daily operations. The funding will be used to retain a professional services consultant to streamline business processes, enhance efficiency, mitigate redundancies, and improve customer experience.

Services covered by this project include system upgrades, updates, and enhancements to the system to improve functionality and performance. This involves creating new workflows, updating record configurations, and customizing automations to ensure the system becomes more efficient and user-friendly.

Funding Sources

General Fund - Capital Projects Reserve, Technology Fee Reserve, and Building Development Services Fund

Funding Sources	All Prior Actuals	2025/26	2026/27	2027/28	2028/29	2029/30	2030/31	Total
Total Sources	$2,106,487	$1,309,654	$50,000	-	-	-	-	**$3,466,141**

Expenditures	All Prior Actuals	2025/26	2026/27	2027/28	2028/29	2029/30	2030/31	Total
Engineering	$1,595,105	$159,560	$50,000	-	-	-	-	$1,804,665
Equipment	$477,974	$1,150,094	-	-	-	-	-	$1,628,068
Personnel	$33,408	-	-	-	-	-	-	$33,408
Total Expenditures	$2,106,487	$1,309,654	$50,000	-	-	-	-	**$3,466,141**

Operating Impacts			-	-	-	-	-	-

FUNDED | 6534 - GIS ENTERPRISE SYSTEM (GEOSPATIAL INFORMATION SYSTEM)

Project Number:	6534	**Theme / Category:**	Technology and Equipment
Year Initiated:	2013	**Project Manager:**	Gill Norris
Planned Completion Year:	Ongoing	**Department:**	Information Technology
Project Type:	Ongoing	**Fund:**	539 - General Government
Strategic Pillar	02 - Deliver and Enhance High Quality Efficient Services and Infrastructure		
Location	Citywide		

Project Description

This project provides funding towards the City's investment in GIS technologies to build a citywide GIS enterprise system. The goal of Enterprise GIS is to distribute geospatial data and functionality throughout the City while leveraging and integrating department layers. Enterprise GIS streamlines engineering, permitting and inspection processes; improves land management; improves asset utilization of public services; and helps engage the community through increasing shared information.

The key advantages of implementing a GIS encompass cost savings through enhanced efficiency, improved recordkeeping, and decision-making capabilities, as well as enhanced communication across various departments. Through enterprise asset management, where City assets are recorded in GIS and integrated with critical business applications, GIS serves as a central component of a smart city strategy that contributes to the overarching mission of serving residents and enhancing the city.

This project is funded by the Electric Utility and Water and Sewer Utilities Departments. There is also additional ongoing funding of approximately $500,000 that is part of the Information Technology Department's operating budget.

Funding Sources

General Fund – Capital Projects Reserve; Water, Sewer, and Electric Utility Funds

Funding Sources	All Prior Actuals	2025/26	2026/27	2027/28	2028/29	2029/30	2030/31	Total
Total Sources	$4,837,953	$532,074	$326,000	$336,000	$347,000	$359,000	$371,000	**$7,109,027**

Expenditures	All Prior Actuals	2025/26	2026/27	2027/28	2028/29	2029/30	2030/31	Total
Engineering	$1,341,161	$493,619	$326,000	$336,000	$347,000	$359,000	$371,000	$3,573,780
Equipment	$3,481,688	$38,455	-	-	-	-	-	$3,520,143
Personnel	$15,104	-	-	-	-	-	-	$15,104
Total Expenditures	$4,837,953	$532,074	$326,000	$336,000	$347,000	$359,000	$371,000	**$7,109,027**
Operating Impacts			-	-	-	-	-	-

FUNDED | FY27 - TEMP 15 - REPLACEMENT VOIP PHONE SYSTEM FOR AGING MITEL CONNECT

Project Number:	FY27 - Temp 15	**Theme / Category:**	Technology and Equipment
Year Initiated:	2026	**Project Manager:**	Raj Singh
Planned Completion Year:	2028	**Department:**	Information Technology
Project Type:	Distinct	**Fund:**	539 - General Government
Strategic Pillar	02 - Deliver and Enhance High Quality Efficient Services and Infrastructure		
Location	Citywide		

Project Description

The current Mitel Connect (ShoreTel) VoIP platform is nearing end-of-life and support from the vendor. This project will replace the current system with a more modern, supported cloud-based solution.

Funding Sources

General Fund - Capital Projects Reserve

Funding Sources	All Prior Actuals	2025/26	2026/27	2027/28	2028/29	2029/30	2030/31	Total
Total Sources	-	-	$150,000	$50,000	-	-	-	**$200,000**

Expenditures	All Prior Actuals	2025/26	2026/27	2027/28	2028/29	2029/30	2030/31	Total
Engineering	-	-	$150,000	$50,000	-	-	-	$200,000
Total Expenditures	-	-	$150,000	$50,000	-	-	-	**$200,000**

Operating Impacts			-	$25,000	$25,000	$25,000	$25,000	**$100,000**

UNFUNDED PROJECTS | TECHNOLOGY AND EQUIPMENT

6532 - Intranet Collaboration Suite Implementation

FY 2026/27	FY 2027/28	FY 2028/29	FY 2029/30	FY 2030/31	Five-Year CIP Total
$200,000	-	-	-	-	**$200,000**

This project would provide funding for the design of the City's intranet, which reached end-of-life in April 2021. The estimated cost is based on implementing a consultant's recommendation to migrate the City's Intranet to SharePoint Online. This migration would deliver a mobile-responsive intranet with extensive file storage and sharing capabilities and would integrate with other Microsoft 365 applications, including OneDrive, Teams, Office, and Planner. This project is partially funded in FY 2025/26.

Five-Year CIP Total Unfunded Need: **$200,000**

Transportation

This page is intentionally left blank.

INTRODUCTION

The capital projects within the Transportation theme masterplan, study, design, construct, and maintain local transportation facilities. Transportation facilities include but are not limited to public streets, sidewalks, curb/gutters, accessible ramps, bicycle facilities, street intersections, crosswalks, traffic operations devices (e.g., pedestrian beacons), traffic signals and equipment, traffic/street signage and pavement markings, and landscaped areas. Below are some key statistics related to existing transportation facilities in Santa Clara.

Transportation Program Infrastructure	
Lane Miles of Paved Streets	590
Traffic Signals	145
Miles of Sidewalks	425
Bridges	49
HAWK Beacons	13
Miles of Bicycle Network	78.2

Funding Our Top Priorities

The projects included in the CIP were determined in accordance with the City Council's strategic pillars, budget priorities, the adopted Santa Clara Bicycle Plan Update 2018 and the Santa Clara Pedestrian Masterplan. The following chart depicts the total funding in the Transportation program by strategic pillar.

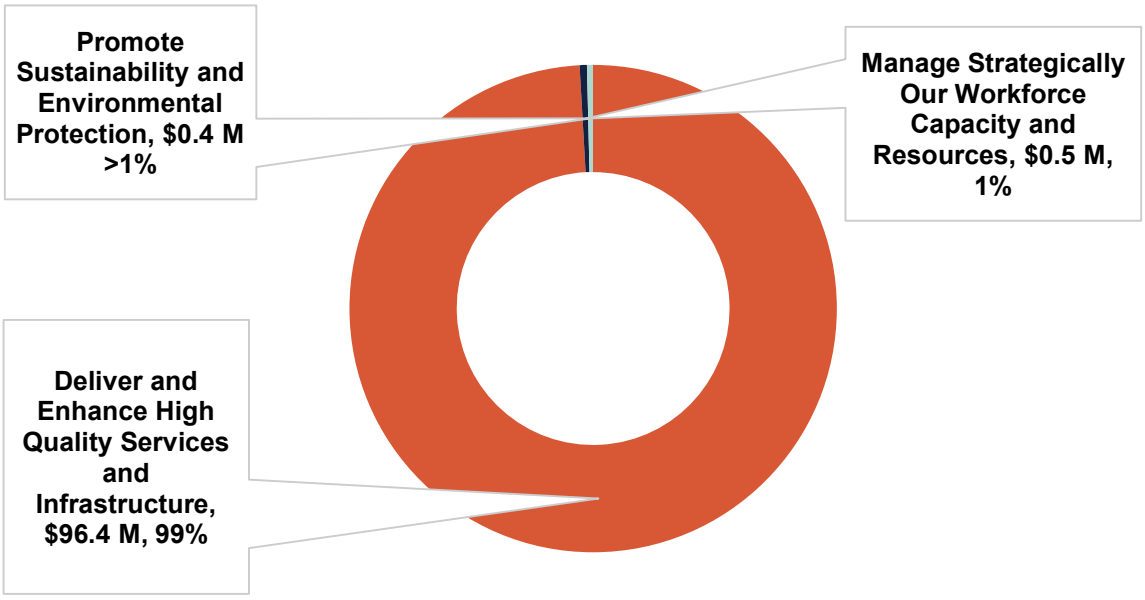

The Transportation CIP totals $97.3 million. Effective FY 2027/28, $0.5 million in annual funding will be shifted to the operating budget for the Street Tree Services project. CIP projects were prioritized by the following criteria:

Priority	Description
A	critical need mandated, emergency, or under construction
B	maintenance system reliability and/or ongoing operations
C	future system needs or future regulatory requirements
D	not critical, but achieve efficiencies and/or sustainability

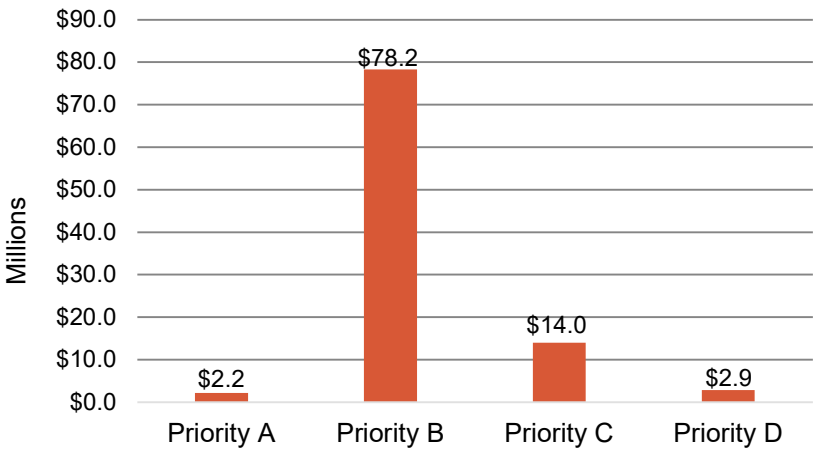

Project Highlights

Major projects in the Transportation program are detailed below.

General Obligation Bond Projects

This program includes several projects supported by the Measure I General Obligation Bonds, including the following that have funding in this CIP from the first tranche of projects:

- Street Resurfacing and Rehabilitation
- ADA Improvements
- Creek Trail Rehabilitation
- Bicycle Wayfinding

Annual Street Maintenance and Rehabilitation Program

The City has an ongoing allocation for the maintenance and repair of City streets. The City uses the Pavement Management System (PMS) to determine which streets are in critical need of repair or maintenance. The repairs include placing surface seals, replacement of curbs and gutters, as well as installation of roadway striping. This project is partially funded throughout the five-year CIP. The City's current (Pavement Conditions Index) PCI is approximately 73 and is projected to increase to 74 and remain steady with the level of Transportation funding and General Obligation Bond funding included in this five-year CIP. However, the pavement program is not fully funded to completely address the deferred maintenance backlog and is projected to decrease after funding from General Obligation Bond has been utilized.

Bikeway Study Policy

On March 4, 2025, City Council directed staff to develop a Bikeway Study Policy to guide the development of future bikeway studies in Santa Clara. This project will develop a City policy related to the study and implementation of new bikeways along corridors with constrained right-of-way and where on-street parking or vehicle travel lanes may need to be removed to accommodate new bicycle facilities. Additionally, this effort will look at how best to implement parking protected bicycle lane designs. The project will focus on outreach, transportation metrics, and recommended standards and transportation thresholds for future decision making by Council and City staff.

Santa Clara Vision Zero



With the support of federal grant funds, the City developed a Santa Clara Vision Zero Action Plan through a robust community engagement process and comprehensive citywide safety analysis to identify the highest types, locations, severity, and demographics of collisions occurring within the City. The Plan developed a collision countermeasure toolbox and also recommends additional on-going programmatic improvements such as enhanced education efforts and increased traffic enforcement. Additionally, a priority list of traffic safety improvements is included in the Plan. In March 2026, the City Council approved the Plan, and included in this CIP is modest funding to support grant applications to implement improvements on a few of the high priority roadway corridors in the Plan.

Uncontrolled Crosswalks Improvements Project

This project will enhance some of the approximately 200 uncontrolled crosswalks in Santa Clara. The project will determine if improvements are needed at existing crosswalks that do not contain traffic signals, beacons, or stop controls for vehicles. This project is partially funded.

El Camino Real Bike Lane Project

This project will install bicycle facilities along El Camino Real which is being coordinated with Caltrans and will be implemented in three phases. This project funds Phase I of the bicycle improvements, including the design and construction of a Class IV Separated Bikeway from the Santa Clara/Sunnyvale city limits to Pomeroy Avenue. In Phase II, Caltrans has a planned state-funded project to install Class IV bicycle facilities and construct various intersection pedestrian improvements from Pomeroy Avenue to Lincoln Street. The completion of bike improvements for the remaining segment of El Camino Real in Santa Clara (Phase III, from Lincoln Street to Portola Avenue) is currently unfunded. The project will also explore bike parking on El Camino Real per the Bicycle Master Plan.

Central Santa Clara Bicycle and Pedestrian Improvement Project

The project will design and construct pedestrian and bicycle improvements on Cabrillo Avenue, Lafayette Street, Monroe Street, Royal Drive, Scott Boulevard, and Warburton Avenue. Anticipated pedestrian improvements include items such as new curb ramps, curb bulb-outs and sidewalks, potential new traffic signals, Rectangular Rapid Flashing Beacons, and streetlighting improvements. The project is partially funded by the Metropolitan Transportation Commission's (MTC) One Bay Area Grant (OBAG) Cycle 3 grant program in FY 2025/26, and funding is expected to be carried over to FY 2026/27.

Major Accomplishments

- Completed preventative maintenance and rehabilitation for approximately 34 lane miles of street pavement in 2024 and 2025.
- Completed installation of rainbow crosswalk, a City Council Priority, at Monroe Street and Franklin Street to promote community inclusivity while maintaining compliance with roadway safety standards.

- In FY 2024/25, obtained a $69,050 Office of Traffic Safety grant to supplement the City's Safe Routes to School Program.
- In FY 2024/25, obtained a $77,800 Office of Traffic Safety grant to supplement the Vision Zero Study Project.
- In FY 2025/26, received a $1,754,000 grant from the MTC Housing Incentive Pool Program to install pedestrian improvements at 13 uncontrolled crosswalk locations throughout the City.
- In Fall 2024, completed studies that recommended enhanced bicycle facilities along four corridors:
    - De la Cruz Boulevard (Central Expressway to Lafayette Street) and Coleman Avenue (De la Cruz Boulevard to Brokaw Road)
    - Martin Avenue (Lafayette Street to De la Cruz Boulevard) and Walsh Avenue (Bowers Avenue to Lafayette Steet)
    - Monroe Street (Lawrence Expressway to San Tomas Expressway)
    - Benton Street (Dunford way to Lincoln Street)
- In Spring 2025, completed projects to determine the appropriate bicycle facility for the following corridors:
    - De la Cruz Boulevard (Montague Expressway to Trimble Road)
    - Lick Mill Boulevard (Tasman Drive to Montague Expressway)
    - Scott Boulevard (Arques Avenue to Saratoga Avenue)

- Completed design work for the Lafayette Street Class IV Bikeway and Pavement Rehabilitation and Pruneridge Avenue Signal Timing Project.
- In February 2025, constructed Class IV bicycle facilities on Mission College Boulevard from Great America Parkway to Montague Expressway.
- In FY 2025/26, began design of the Central Santa Clara Bicycle, Pedestrian, and Green Infrastructure project partially funded by the $9 million OBAG grant to build bicycle and pedestrian improvements within Central Santa Clara.
- In November 2025, implemented the 15 mph school zone speed limit program, reducing speeds on streets adjacent to schools to improve safety for students walking and biking.

- Completed quick-build pedestrian safety improvements at the Winchester Boulevard and Dolores Avenue crosswalk, including enhanced signage, curb extensions, and a median refuge island to improve visibility and reduce crossing distances.
- Implemented the “Slow Down Santa Clara” program to promote safer driving speeds through community-based awareness efforts, including distribution of yard signs to residents.
- Launched a Crosswalk Flags Program and installed pedestrian crossing flags at 30 locations citywide to increase driver awareness and enhance safety at marked crosswalks.

- In March 2025, implemented Central Transit Signal Priority (CTSP) at 23 signalized intersections along major Santa Clara transit corridors, including Winchester Boulevard, Monroe Street, Lafayette Street, Brokaw Street, El Camino Real, and Stevens Creek Boulevard to improve transit travel time reliability along Valley Transportation Authority (VTA) Routes 22, 23, 60, 522, and 523.

Financing Sources

Gas Tax
The Gas Tax Fund accounts for revenues and expenditures received from the State of California under Street and Highway Code Sections 2105, 2106, and 2107. Gas tax is imposed by the State as a per-gallon excise tax on gasoline and diesel fuel. Cities and counties receive an allocation from the State based on population and the proportion of registered vehicles. This funding is restricted for street maintenance, construction, and a limited amount for engineering.

Road Maintenance and Rehabilitation Account of 2017 (RMRA)
On April 28, 2017 the Governor signed Senate Bill (SB) 1 which is known as the Road Repair and Accountability Act of 2017. To address basic road maintenance, rehabilitation and critical safety needs on both the state highway and local streets and road system, SB 1 increased per gallon fuel excise taxes, increased diesel fuel sales taxes and vehicle registration fees, and included a provision for inflationary adjustments to tax rates in future years. The City must comply with all relevant laws, regulations, and policies including: developing and submitting a list of projects to the California Transportation Commission (CTC) each fiscal year, a project expenditure report to the CTC each fiscal year, and complying with all requirements including reporting requirements for the RMRA funding.

Vehicle Registration Fee
On November 2, 2010, Santa Clara County voters approved Measure B, which levies a $10 annual vehicle registration fee (VRF). The fees collected must be used to pay for programs and projects that have a relationship or benefit to the owners of motor vehicles paying the fee and are consistent with the Regional Transportation Plan. All revenue collected through the VRF is allocated on a population basis to cities in Santa Clara County. The City has committed and used the revenue from Measure B towards various street maintenance and traffic signal upgrade projects. VRF is reported in the Streets and Highways Improvement Capital Projects Fund.

Grants
The City applies for regional, state, and federal grants to support various transportation programs including road repair/maintenance, bicycle and pedestrian projects, and traffic signal timing projects. These grant opportunities have time constraints and often include a local match in terms of funding.

Measure B
In 2016, Santa Clara County voters approved "Measure B," a 30-year half-cent county-wide sales tax, to fund improvements for nine transportation-related program categories. The program categories are defined as: BART Silicon Valley Phase II, Caltrain Corridor Capacity Improvements, County of Santa Clara Expressways, Local Streets and Roads, Transit Operations, Bicycle/Pedestrian, Caltrain Grade Separations, Highway Interchanges and State Route 85 Corridor. The Santa Clara Valley Transportation Authority administers these funds and the City is eligible to receive either guaranteed funds or competitive funds depending upon the requirements of the individual transportation-related program categories. The annual funding will vary depending upon adjustments to the funding formula, which accounts for actual taxes collected, changes to population, and adjustment for current roadway lane miles.

Measure I Bond Proceeds
On November 5, 2024, voters in the City of Santa Clara approved ballot Measure I, the Public Facilities and Infrastructure Bond Measure, that authorized the issuance of $400 million of general obligation (GO) bonds. Of this amount, $41.2 million is allocated to projects within the Transportation theme, and $26.3 million is programmed in this CIP.

Traffic Mitigation Fees
Traffic Mitigation Fees are levied against private development to fund improvements or programs to mitigate City traffic problems that result either directly or indirectly from development projects. Traffic Mitigation Fee revenues may be used for upgrades, expansions or additions to the City's system of street improvements and related transit, bicycle and pedestrian facilities.

General Fund Capital Projects Reserve
The General Fund Capital Projects Reserve is used to support projects that do not have another funding source.

Operating Budget Impacts

Some capital projects affect future operating budgets due to maintenance costs or additional resources needed. Such impacts vary from project to project and are taken into consideration during the project review process. The cost of operating new or expanded infrastructure is included in the operating budget in the fiscal year the asset becomes operational. The table below summarizes anticipated operating and maintenance costs in for the next five fiscal years. These costs are also itemized on the Project Sheets for the individual projects.

Summary of Operating Impact	FY 2026/27	FY 2027/28	FY 2028/29	FY 2029/30	FY 2030/31
Operating Supplies	11,550	28,666	30,098	31,603	33,184
Maintenance	14,382	14,655	14,933	15,215	15,504
Contractual Services	1,071	1,092	1,114	1,136	1,159
Total	**27,003**	**44,413**	**46,145**	**47,954**	**49,847**

Unfunded Needs

The total funding need for the Transportation program totals $151.6 million in this five-year CIP. Of this amount, $97.3 million is funded, leaving $54.3 million unfunded. Some of the unfunded needs include projects such as sidewalk, curb and gutter repairs, pavement maintenance for streets and alleyways, and high priority projects identified in the Bicycle Masterplan, Pedestrian Masterplan and Vision Zero Plan (Infrastructure). The unfunded needs do not include the bulk of the recommendations identified in the Bicycle Master Plan ($39.3 million in 2018 dollars), Pedestrian Master Plan ($194.0 million in 2019 dollars), Vision Zero Plan (Infrastructure) ($350 million in 2025 dollars) and the ADA Self-Evaluation and Transition Plan ($758.5 million in 2024 dollars).

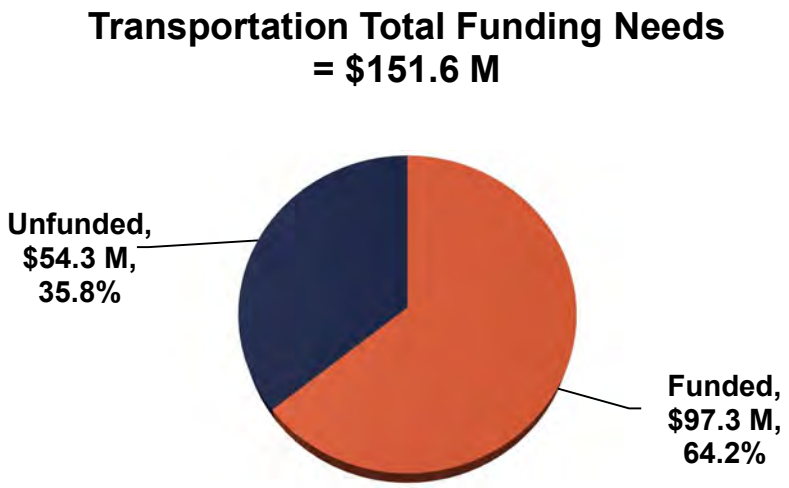

Below are some examples of unfunded amounts for projects in this CIP. Please note that some of these projects are partially funded, and as discussed above, there are needs in some areas that are beyond what is identified in this CIP. To see the full list of unfunded projects, please see the Unfunded Projects – Transportation list later in this section.

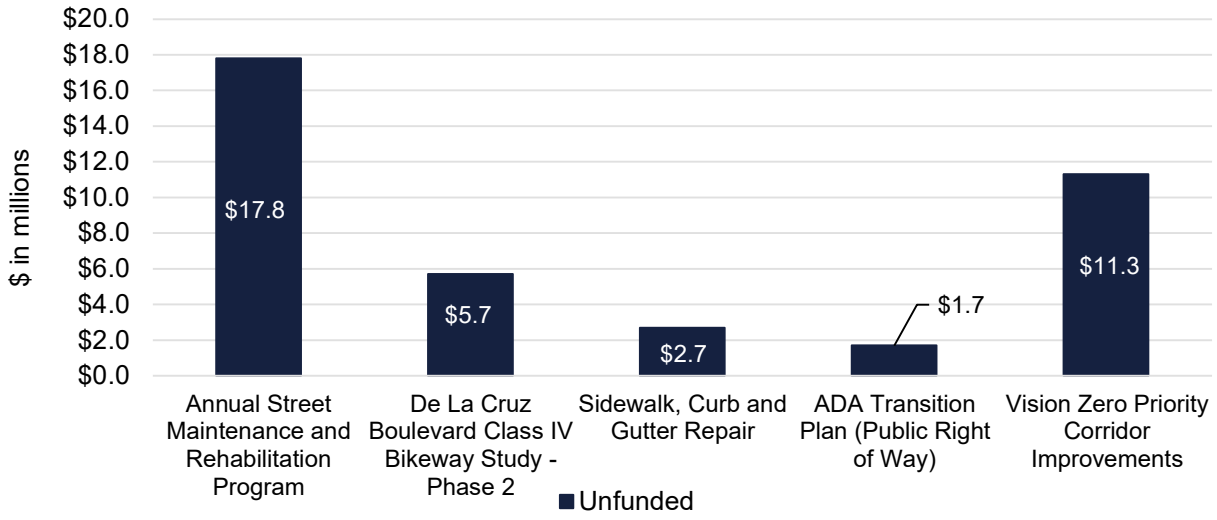

FUNDED | PROJECTS BUDGETED COST SUMMARY

Transportation Project	2025/26	2026/27	2027/28	2028/29	2029/30	2030/31	Five-Year CIP Total
1202 - Agnew Road At-Grade Crossing	$4,374,000	$51,000	$47,500	-	-	-	$98,500
1203 - Creek Trail Pavement Rehabilitation Program	$1,257,543	$90,000	-	-	-	-	$90,000
1205 - Pepper Tree Neighborhood Traffic Calming Study	$91,055	-	-	-	-	-	-
1211 - Neighborhood Traffic Calming	$570,539	$110,250	$115,763	$121,551	$127,156	$132,806	$607,526
1212 - LED Traffic Signal & Safety Light Replacements	$143,670	-	-	-	-	-	-
1217 - Traffic Signal Management Software Upgrade/Replacement	$669,446	-	-	-	-	-	-
1218 - Traffic Pre-Emptors	$740,036	-	-	-	-	-	-
1219 - Traffic Signal Enhancements	$1,743,439	$150,000	$150,000	$150,000	$150,000	$150,000	$750,000
1220 - Pedestrian and Bicycle Enhancement Facilities	$576,363	$100,000	$100,000	$100,000	$100,000	$100,000	$500,000
1225 - Santa Clara VTA - Congestion Management Program	$290,635	$301,500	$312,300	$323,500	$334,433	$345,433	$1,617,166
1226 - Uncontrolled Crosswalks Improvements	$3,257,096	$166,000	$1,594,000	$250,000	$250,000	$250,000	$2,510,000
1227 - Changeable Message Signs	$1,300,615	-	-	-	-	-	-
1232 - Traffic Signal Interconnect Upgrade	$439,184	$250,000	$100,000	$500,000	-	-	$850,000
1234 - Transportation Modeling Update	$114,590	-	$50,000	-	-	-	$50,000
1235 - Annual Street Maintenance and Rehabilitation Program	$27,069,007	$10,547,531	$8,917,978	$8,726,378	$8,726,378	$8,726,378	$45,644,643
1237 - MCB/GAP Intersection Improvement Project	$5,800,204	-	-	-	-	-	-
1239 - Adaptive Signal System	$1,659,296	-	-	-	-	-	-
1245 - Benton Bike Lanes	$1,259,500	$208,000	$67,000	-	-	-	$275,000

FUNDED | PROJECTS BUDGETED COST SUMMARY

Transportation Project	2025/26	2026/27	2027/28	2028/29	2029/30	2030/31	Five-Year CIP Total
1246 - Bassett and Laurelwood Bicycle Lanes	$270,683	-	-	-	-	-	-
1250 - ADA Transition Plan Implementation (Public Right of Way)	$1,100,683	-	-	$500,000	$525,000	-	$1,025,000
1251 - HAWK Beacon on Scott and Harrison	$32,624	-	-	-	-	-	-
1254 - Public Right-of-Way ADA Improvements (Settlement Agreement)	$2,681,443	-	-	-	-	-	-
1255 - Adaptive Signal System (Santana West Settlement Agreement)	$950,000	-	-	-	-	-	-
1256 - Traffic Engineering Consultant Support	$195,522	-	-	-	-	-	-
1259 - Monroe - Los Padres Traffic Signal Modification	$766,449	-	-	-	-	-	-
1260 - Traffic Calming (Santana West Settlement Agreement)	$250,000	-	-	-	-	-	-
1266 - El Camino Real Bike Lane Project	$850,000	$1,206,900	$78,500	-	-	-	$1,285,400
1268 - Santa Clara Vision Zero Plan - Infrastructure Implementation	$273,036	$250,000	$250,000	$250,000	$250,000	$250,000	$1,250,000
1271 - Tree Replacement	$176,830	-	-	-	-	-	-
1272 - TDA 21 Bicycle Facilities Upgrade	$639	-	-	-	-	-	-
1273 - Street Tree Services	$532,014	$465,438	-	-	-	-	$465,438
1274 - Lafayette Street Class IV Bikeway and Pavement Rehabilitation	$4,703,587	-	-	-	-	-	-
1276 - Monroe Street Class II Buffered Bicycle Lane Improvements	$24,790	-	$200,000	$1,050,000	-	-	$1,250,000
1281 - Bicycle Plan Implementation Studies	-	$400,000	-	$400,000	-	$400,000	$1,200,000

FUNDED | PROJECTS BUDGETED COST SUMMARY

Transportation Project	2025/26	2026/27	2027/28	2028/29	2029/30	2030/31	Five-Year CIP Total
1282 - Traffic Impact Fee Nexus Study Update	$281,000	-	-	-	-	-	-
1285 - Pruneridge Avenue Signal Timing	$904,341	-	-	-	-	-	-
1286 - Tasman Complete Streets Plan 2021 Improvements Phase 1 – North San Jose Settlement	$6,500,000	$1,539,000	$1,401,500	-	-	-	$2,940,500
1288 - Cupertino-Santa Clara On-Demand Shuttle Project	$1,444,333	$1,771,564	-	-	-	-	$1,771,564
1289 - De La Cruz, Lick Mill, and Scott Blvds Bicycle Improvements	$2,641,911	-	-	-	-	-	-
1291 - Central Santa Clara Bicycle and Pedestrian Improvement	$11,309,000	$84,524	$72,000	-	-	-	$156,524
1292 - Bowers Avenue Class IV Bikeway Study	$300,000	-	-	-	-	-	-
1293 - Quick Build Bike and Pedestrian Safety Project	$100,000	$110,000	$120,000	$130,000	$140,000	$150,000	$650,000
1294 - Retroreflective Borders on Traffic Signal Backplates	$100,000	$100,000	$100,000	$100,000	$100,000	$100,000	$500,000
1295 - Rainbow Crosswalk	$100,000	-	-	-	-	-	-
1325 - Bridge Maintenance Program	$2,451,489	$1,231,000	-	-	-	-	$1,231,000
1376 - Safe Routes to School	$483,731	$75,000	$75,000	$75,000	$75,000	$75,000	$375,000
1382 - Sidewalk, Curb and Gutter Repair	$1,707,858	$380,000	$380,000	$380,000	$380,000	$380,000	$1,900,000
1385 - Santa Clara Citywide ITS Project 1	$32,465	-	-	-	-	-	-
1386 - Santa Clara Citywide ITS Project 2	$27,498	-	-	-	-	-	-
6240 - Street Resurfacing and Rehabilitation	$812,800	$15,187,200	-	-	-	-	$15,187,200

FUNDED | PROJECTS BUDGETED COST SUMMARY

Transportation Project	2025/26	2026/27	2027/28	2028/29	2029/30	2030/31	Five-Year CIP Total
6241 - ADA Improvements	-	$5,000,000	-	-	-	-	$5,000,000
6242 - Creek Trail Rehabilitation	$244,275	$2,255,725	-	-	-	-	$2,255,725
6243 - Bicycle Wayfinding	-	$300,000	-	-	-	-	$300,000
6249 - Street & Transportation Projects CEA	-	$3,570,000	-	-	-	-	$3,570,000
FY27 Temp 06 - Bikeway Study Policy	-	$150,000	-	-	-	-	$150,000
FY27 Temp 07 - Bicycle Parking	-	$250,000	-	-	-	-	$250,000
FY27 Temp 08 - Citywide Traffic Intelligence	-	$175,000	$175,000	$175,000	$175,000	$175,000	$875,000
FY27 Temp 18 - Water Conservation and Drought Tolerant Landscaping	-	$127,000	-	-	-	-	$127,000
FY27 Temp 19 - Median Islands Water Conservation and Drought Tolerant Landscape Improvements	-	$278,000	-	-	-	-	$278,000
FY27 Temp 20 - Public Right of Way Standard Specs and Detail Update	-	$300,000	-	-	-	-	$300,000
Total Transportation Projects	**$93,605,219**	**$47,180,632**	**$14,306,541**	**$13,231,429**	**$11,332,967**	**$11,234,617**	**$97,286,186**

FUNDED | 1202 - AGNEW ROAD AT-GRADE CROSSING

Project Number:	1202	**Theme / Category:**	Transportation
Year Initiated:	2018	**Project Manager:**	Vincent Luchessi
Planned Completion Year:	2029	**Department:**	Public Works
Project Type:	Distinct	**Fund:**	533 - Streets and Highways
Strategic Pillar	02 - Deliver and Enhance High Quality Efficient Services and Infrastructure		
Location	Agnew Road at the crossing with Union Pacific Railroad, near Bassett Street and Lafayette Street		

Project Description

This project is federally funded by the Section 130 Railroad/Highway At-Grade Crossing Program to improve safety at railroad crossings. In 2017, the City received $573,750 in Section 130 grant funding for the pedestrian improvements at the Union Pacific Railroad (UPRR) Crossing on Agnew Road between Bassett and Lafayette Streets. In 2023, the California Public Utilities Commission (CPUC), Caltrans, and UPRR notified the City that the project should be paused and rescoped based on current conditions and upcoming planned work by UPRR. In October 2025, the Council authorized the City Manager to enter into amended grant agreements with Caltrans to provide an additional $3.8M in Section 130 project funding for additional crossing improvements and traffic signal related work.

Funding Sources

Grant Funding - Caltrans Section 130, General Fund (PW project delivery)

Funding Sources	All Prior Actuals	2025/26	2026/27	2027/28	2028/29	2029/30	2030/31	Total
Total Sources	$13,105	$4,374,000	$51,000	$47,500	-	-	-	**$4,485,605**

Expenditures	All Prior Actuals	2025/26	2026/27	2027/28	2028/29	2029/30	2030/31	Total
Engineering	-	$4,374,000	-	-	-	-	-	$4,374,000
Personnel	$13,105	-	-	-	-	-	-	$13,105
PW Proj. Deliv. Design	-	-	$32,000	$32,000	-	-	-	$64,000
PW Proj. Deliv. Const.	-	-	$19,000	$15,500	-	-	-	$34,500
Total Expenditures	$13,105	$4,374,000	$51,000	$47,500	-	-	-	**$4,485,605**

Operating Impacts			-	-	-	-	-	-

FUNDED | 1203 - CREEK TRAIL PAVEMENT REHABILITATION PROGRAM

Project Number:	1203	**Theme / Category:**	Transportation
Year Initiated:	2018	**Project Manager:**	Vincent Luchessi
Planned Completion Year:	Ongoing	**Department:**	Public Works
Project Type:	Ongoing	**Fund:**	533 - Streets and Highways
Strategic Pillar	02 - Deliver and Enhance High Quality Efficient Services and Infrastructure		
Location	Various locations along creek trails		

Project Description

In 2019, the City Council adopted the Bicycle Plan Update 2018. Policy 2.C.1 of the Bicycle Masterplan states: "Develop a trail pavement management plan by 2020 and request funding through the capital budget process to perform necessary pavement maintenance" in order to enhance standard operating practices for bicycle facility maintenance. The trail pavements were inspected by a pavement management consultant in 2019 and a pavement management plan was developed. This project would fund pavement preventative maintenance and rehabilitation for the San Tomas Aquino Creek Trail (STACT) and Guadalupe River Trail, including application of seals, removal and replacement of failed asphalt, repair of miscellaneous amenities, and replacing worn-out striping and markings. Preventative maintenance and repair of failed pavements extends the useful life of the City's trail system assets. Prior to FY 2024/25, this project was titled Annual Creek Trail Rehabilitation Program.

Funding Sources

General Fund - Capital Project Reserve, General Fund (PW project delivery)

Funding Sources	All Prior Actuals	2025/26	2026/27	2027/28	2028/29	2029/30	2030/31	Total
Total Sources	$182,458	$1,257,543	$90,000	-	-	-	-	**$1,530,001**

Expenditures	All Prior Actuals	2025/26	2026/27	2027/28	2028/29	2029/30	2030/31	Total
Contingencies/Misc	$14,161	$22,712	-	-	-	-	-	$36,873
Engineering	$168,297	$1,234,831	-	-	-	-	-	$1,403,128
PW Proj. Deliv. Const.	-	-	$90,000	-	-	-	-	$90,000
Total Expenditures	$182,458	$1,257,543	$90,000	-	-	-	-	**$1,530,001**
Operating Impacts			-	-	-	-	-	-

FUNDED | 1211 - NEIGHBORHOOD TRAFFIC CALMING

Project Number:	1211	**Theme / Category:**	Transportation
Year Initiated:	2008	**Project Manager:**	Ajmal Puyehgar
Planned Completion Year:	Ongoing	**Department:**	Public Works
Project Type:	Ongoing	**Fund:**	533 - Streets and Highways
Strategic Pillar	02 - Deliver and Enhance High Quality Efficient Services and Infrastructure		
Location	Citywide		

Project Description

This is an ongoing project that provides funding for traffic calming studies to address residents' concerns. The City receives approximately 200 traffic calming study requests per year due to complaints of speeding or an increase in traffic volume in existing neighborhoods. The result of these studies may include recommendations to install traffic calming devices such as signage, striping, markings and/or curb extensions. Project funds can be used for the following: 1) study, design, and implementation of traffic calming measures/quick build traffic improvements/speed reduction programs based on resident request, 2) study, design, and implementation of additional 15 mph school zones, or 3) efforts to update the City's Traffic Calming Program guidelines. Major traffic calming improvements identified may require additional funding. In FY 2026/27, a consultant will be hired to update the City's Neighborhood Traffic Calming Policy to support Vision Zero Plan recommendations.

Funding Sources

Gas Tax

Funding Sources	All Prior Actuals	2025/26	2026/27	2027/28	2028/29	2029/30	2030/31	Total
Total Sources	$428,070	$570,539	$110,250	$115,763	$121,551	$127,156	$132,806	**$1,606,135**

Expenditures	All Prior Actuals	2025/26	2026/27	2027/28	2028/29	2029/30	2030/31	Total
Construction	$350,021	$335,842	$110,250	$115,763	$121,551	$127,156	$132,806	$1,293,389
Contingencies/Misc	$14,223	-	-	-	-	-	-	$14,223
Engineering	$63,660	$234,697	-	-	-	-	-	$298,357
Personnel	$166	-	-	-	-	-	-	$166
Total Expenditures	$428,070	$570,539	$110,250	$115,763	$121,551	$127,156	$132,806	**$1,606,135**

Operating Impacts			-	-	-	-	-	-

FUNDED | 1219 - TRAFFIC SIGNAL ENHANCEMENTS

Project Number:	1219	**Theme / Category:**	Transportation
Year Initiated:	2011	**Project Manager:**	Joel Roque
Planned Completion Year:	Ongoing	**Department:**	Public Works
Project Type:	Ongoing	**Fund:**	533 - Streets and Highways
Strategic Pillar	02 - Deliver and Enhance High Quality Efficient Services and Infrastructure		
Location	Citywide		

Project Description

This project enhances traffic signals throughout the City by performing needs assessments, installing traffic signal poles, conduit, wiring, cabinets, controllers, traffic monitoring cameras, Bluetooth velocity readers, pedestrian crosswalk sensors, video detection systems, and accessible pedestrian signal devices. These enhancements upgrade equipment to the latest standards, allow staff to remotely monitor traffic, and improve efficiencies at signalized intersections. Additionally, installing pedestrian crosswalk sensors and ADA compliant pedestrian signals provides pedestrians with an improved walking environment. The project assesses the needs of the City's 145 traffic signals and recommends enhancements as needed. Phase I upgrades to controller and service cabinets at several locations on Bellomy Street, Benton Street, and Market Street in conjunction with Phase I of the Traffic Signal Interconnect Upgrade project (533-1232) have been completed. Phase 2 will begin in FY 2026-27, which includes a vehicle detection system upgrade of older traffic signals with loop detector system and the installation of fiber optic interconnect cable and fiber optic ethernet equipment to isolated traffic signals.

Funding Sources

Traffic Mitigation Fees and Vehicle Registration Fees

Funding Sources	All Prior Actuals	2025/26	2026/27	2027/28	2028/29	2029/30	2030/31	Total
Total Sources	$376,515	$1,743,439	$150,000	$150,000	$150,000	$150,000	$150,000	**$2,869,954**

Expenditures	All Prior Actuals	2025/26	2026/27	2027/28	2028/29	2029/30	2030/31	Total
Construction	$334,698	$470,000	-	$150,000	-	$150,000	-	$1,104,698
Contingencies/Misc	$40,034	$44,129	-	-	-	-	-	$84,163
Engineering	$1,783	$1,229,310	$150,000	-	$150,000	-	$150,000	$1,681,093
Total Expenditures	$376,515	$1,743,439	$150,000	$150,000	$150,000	$150,000	$150,000	**$2,869,954**
Operating Impacts			-	-	-	-	-	-

FUNDED | 1220 - PEDESTRIAN AND BICYCLE ENHANCEMENT FACILITIES

Project Number:	1220	**Theme / Category:**	Transportation
Year Initiated:	2011	**Project Manager:**	Carol Shariat
Planned Completion Year:	Ongoing	**Department:**	Public Works
Project Type:	Ongoing	**Fund:**	533 - Streets and Highways
Strategic Pillar	02 - Deliver and Enhance High Quality Efficient Services and Infrastructure		
Location	Citywide		

Project Description

The Santa Clara Bicycle Plan and Pedestrian Master Plan recommend improvement projects and programs that are currently unfunded. Staff is pursuing various grant opportunities for project and program funding. This project funds the local match associated with grant applications for bicycle and pedestrian facilities and programs. This project also supplements funding for other bicycle lane and pedestrian improvements and programs.

Funding Sources

Traffic Mitigation Fees

Funding Sources	All Prior Actuals	2025/26	2026/27	2027/28	2028/29	2029/30	2030/31	Total
Total Sources	$52,077	$576,363	$100,000	$100,000	$100,000	$100,000	$100,000	**$1,128,440**

Expenditures	All Prior Actuals	2025/26	2026/27	2027/28	2028/29	2029/30	2030/31	Total
Construction	$44,896	$301	$100,000	$100,000	$100,000	$100,000	$100,000	$545,197
Contingencies/Misc	$5,681	-	-	-	-	-	-	$5,681
Engineering	$1,500	$576,062	-	-	-	-	-	$577,562
Total Expenditures	$52,077	$576,363	$100,000	$100,000	$100,000	$100,000	$100,000	**$1,128,440**
Operating Impacts			-	-	-	-	-	**-**

FUNDED | 1225 - SANTA CLARA VTA - CONGESTION MANAGEMENT PROGRAM

Project Number:	1225	**Theme / Category:**	Transportation
Year Initiated:	2014	**Project Manager:**	Carol Shariat
Planned Completion Year:	Ongoing	**Department:**	Public Works
Project Type:	Ongoing	**Fund:**	533 - Streets and Highways
Strategic Pillar	02 - Deliver and Enhance High Quality Efficient Services and Infrastructure		
Location	Citywide		

Project Description

This project was previously known as the Santa Clara Valley Transportation Authority - Congestion Management Program project. Per Proposition 111, every county with an urbanized population of more than 50,000 must establish a Congestion Management Agency (CMA). The Valley Transportation Authority (VTA) is the designated CMA for Santa Clara County and it administers the Congestion Management Program (CMP). CMA's are designed to meet the goals of increasing the efficiency of existing transit and roadway systems, planning the best capital improvements to these systems, and improving the local land use decision-making process to support and complement the transportation system investments. This project provides funding for the City's annual CMP member agency fee.

Funding Sources

Traffic Mitigation Fees

Funding Sources	All Prior Actuals	2025/26	2026/27	2027/28	2028/29	2029/30	2030/31	Total
Total Sources	$1,824,008	$290,635	$301,500	$312,300	$323,500	$334,433	$345,433	**$3,731,809**

Expenditures	All Prior Actuals	2025/26	2026/27	2027/28	2028/29	2029/30	2030/31	Total
Contingencies/Misc	-	$290,000	$301,500	$312,300	$323,500	$334,433	$345,433	$1,907,166
Engineering	$1,788,290	$635	-	-	-	-	-	$1,788,925
Transfers Out	$35,718	-	-	-	-	-	-	$35,718
Total Expenditures	$1,824,008	$290,635	$301,500	$312,300	$323,500	$334,433	$345,433	**$3,731,809**

Operating Impacts			-	-	-	-	-	-

FUNDED | 1226 - UNCONTROLLED CROSSWALKS IMPROVEMENTS

Project Number:	1226	**Theme / Category:**	Transportation
Year Initiated:	2017	**Project Manager:**	Vincent Luchessi
Planned Completion Year:	Ongoing	**Department:**	Public Works
Project Type:	Ongoing	**Fund:**	533 - Streets and Highways
Strategic Pillar	02 - Deliver and Enhance High Quality Efficient Services and Infrastructure		
Location	Various locations throughout the City		

Project Description

There are over 200 uncontrolled marked crosswalks throughout the City that have been identified for potential rehabilitation and improvements. These locations have been preliminary prioritized based on current speed limit and roadway width. General scope of work for this project includes site assessment and ranking, and may also include installation of signing, striping, and/or traffic control devices. The City further studied and prioritized the first 30 crosswalks for proposed improvements. Phase I was completed in FY 2023/24 and improved five locations at Benton/Sonoma, Bellomy/Alviso, Homestead/University, Washington/Linden, and Washington/Manchester. Phase II includes improvements at additional crosswalks, with work starting in FY 2024/25 and construction to begin in FY 2027/28. General improvements include High Intensity Activated Crosswalks (HAWKs), Rectangular Rapid Flashing Beacons (RRFBs), curb bulb-outs, and signing and striping improvements. Following completion of Phase II, design of Phase III will begin.

Funding Sources

Gas Tax and One Bay Area Grant Funding (Housing Incentive Pool), General Fund (PW project delivery)

Funding Sources	All Prior Actuals	2025/26	2026/27	2027/28	2028/29	2029/30	2030/31	Total
Total Sources	$2,204,462	$3,257,096	$166,000	$1,594,000	$250,000	$250,000	$250,000	**$7,971,558**

Expenditures	All Prior Actuals	2025/26	2026/27	2027/28	2028/29	2029/30	2030/31	Total
Construction	$2,061,213	$1,004,000	-	$1,500,000	-	$250,000	-	$4,815,213
Contingencies/Misc	$42,609	$33,540	-	-	-	-	-	$76,149
Engineering	$100,640	$2,219,556	$150,000	-	$250,000	-	$250,000	$2,970,196
PW Proj. Deliv. Design	-	-	-	$50,000	-	-	-	$50,000
PW Proj. Deliv. Const.	-	-	$16,000	$44,000	-	-	-	$60,000
Total Expenditures	$2,204,462	$3,257,096	$166,000	$1,594,000	$250,000	$250,000	$250,000	**$7,971,558**

Operating Impacts			$780	$796	$812	$828	$845	**$4,061**

FUNDED | 1232 - TRAFFIC SIGNAL INTERCONNECT UPGRADE

Project Number:	1232	**Theme / Category:**	Transportation
Year Initiated:	2018	**Project Manager:**	Joel Roque
Planned Completion Year:	2033	**Department:**	Public Works
Project Type:	Distinct	**Fund:**	533 - Streets and Highways
Strategic Pillar	02 - Deliver and Enhance High Quality Efficient Services and Infrastructure		
Location	Citywide		

Project Description

The City's Traffic Management Center communicates to the existing 145 traffic signals and 13 HAWKs in the City using a traffic signal interconnect network. Currently, eight locations do not have connections and 36 locations are interconnected via copper cables. This project will install fiber optic communications to these 44 locations to allow remote monitoring and signal timing adjustment. Phase I in FY 2024/25 consists of 16 intersections on Great America Parkway and Tasman Drive; Phase II in FY 2025/26 consists of 12 intersections on Bellomy Street, Benton Street, and Market Street; Phase III in FY 2026/27 consists of six intersections on Scott Blvd; Phase IV in FY 2027/28 consists of three locations on Pruneridge Ave; Phase V in FY 2028/29 consists of four remaining traffic signals; and Phase VI in FY 2028/29 consists of connection to three HAWKs on El Camino Real.

Funding Sources Traffic Mitigation Fees

Funding Sources	All Prior Actuals	2025/26	2026/27	2027/28	2028/29	2029/30	2030/31	Total
Total Sources	$904,033	$439,184	$250,000	$100,000	$500,000	-	-	**$2,193,217**

Expenditures	All Prior Actuals	2025/26	2026/27	2027/28	2028/29	2029/30	2030/31	Total
Construction	$749,609	$167,244	$250,000	-	$500,000	-	-	$1,666,853
Contingencies/Misc	$31,472	$104,990	-	-	-	-	-	$136,462
Engineering	$122,952	$166,950	-	$100,000	-	-	-	$389,902
Total Expenditures	$904,033	$439,184	$250,000	$100,000	$500,000	-	-	**$2,193,217**
Operating Impacts			-	-	-	-	-	-

FUNDED | 1234 - TRANSPORTATION MODELING UPDATE

Project Number:	1234	**Theme / Category:**	Transportation
Year Initiated:	2018	**Project Manager:**	Carol Shariat
Planned Completion Year:	Ongoing	**Department:**	Public Works
Project Type:	Ongoing	**Fund:**	533 - Streets and Highways
Strategic Pillar	02 - Deliver and Enhance High Quality Efficient Services and Infrastructure		
Location	Citywide		

Project Description

This project provides funding to update and maintain the City's Transportation Model. The model was updated in FY 2024/25, and a comprehensive update is necessary every five years over the life of the City's General Plan. Minor updates to the model should also occur every other year and the next update is currently anticipated for FY 2027/28. The Transportation Model needs to be updated on a regular basis to accurately reflect and approve changes to the General Plan land-use diagram and/or the City's transportation roadway network.

Funding Sources

Traffic Mitigation Fees

Funding Sources	All Prior Actuals	2025/26	2026/27	2027/28	2028/29	2029/30	2030/31	Total
Total Sources	$152,110	$114,590	-	$50,000	-	-	-	**$316,700**

Expenditures	All Prior Actuals	2025/26	2026/27	2027/28	2028/29	2029/30	2030/31	Total
Construction	-	$13,541	-	-	-	-	-	$13,541
Contingencies/Misc	$16,700	-	-	-	-	-	-	$16,700
Engineering	$135,410	$101,049	-	$50,000	-	-	-	$286,459
Total Expenditures	$152,110	$114,590	-	$50,000	-	-	-	**$316,700**

Operating Impacts			-	-	-	-	-	-

FUNDED | 1235 - ANNUAL STREET MAINTENANCE AND REHABILITATION PROGRAM

Project Number:	1235	**Theme / Category:**	Transportation
Year Initiated:	2018	**Project Manager:**	Vincent Luchessi
Planned Completion Year:	Ongoing	**Department:**	Public Works
Project Type:	Ongoing	**Fund:**	533 - Streets and Highways
Strategic Pillar	02 - Deliver and Enhance High Quality Efficient Services and Infrastructure		
Location	Citywide		

Project Description

This project provides ongoing roadway infrastructure preservation and rehabilitation to maintain the City's street network of approximately 590 lane miles. Specific yearly projects for streets selected for treatment under the program are based upon pavement condition surveys and analysis through the City's Pavement Management System (PMS). The PMS prioritizes pavement maintenance projects to provide the most cost-effective maintenance program based upon street condition, remaining service life, and available funds. Annual pavement projects include placing surface seals, resurfacing, and/or reconstruction. Ancillary work includes removing and replacing failed pavement, replacement of concrete curbs, gutters, sidewalks, and curb ramps, and installation of roadway striping and pavement markings.

Funding Sources

Gas Tax, Vehicle Registration Fees, VTA Measure B, and RMRA SB1, General Fund (PW project delivery)

Funding Sources	All Prior Actuals	2025/26	2026/27	2027/28	2028/29	2029/30	2030/31	Total
Total Sources	$41,405,996	$27,069,007	$10,547,531	$8,917,978	$8,726,378	$8,726,378	$8,726,378	**$114,119,646**

Expenditures	All Prior Actuals	2025/26	2026/27	2027/28	2028/29	2029/30	2030/31	Total
Construction	$37,635,988	$9,241,326	$8,796,251	$7,417,421	$7,417,421	$7,417,421	$7,417,421	$85,343,249
Contingencies/Misc	$899,501	$512,767	-	-	-	-	-	$1,412,268
Engineering	$2,865,409	$17,314,914	$1,552,280	$1,308,957	$1,308,957	$1,308,957	$1,308,957	$26,968,431
Personnel	$5,098	-	-	-	-	-	-	$5,098
PW Proj. Deliv. Design	-	-	$41,000	$36,000	-	-	-	$77,000
PW Proj. Deliv. Const.	-	-	$158,000	$155,600	-	-	-	$313,600
Total Expenditures	$41,405,996	$27,069,007	$10,547,531	$8,917,978	$8,726,378	$8,726,378	$8,726,378	**$114,119,646**
Operating Impacts			-	-	-	-	-	-

FUNDED | 1245 - BENTON BIKE LANES

Project Number:	1245	**Theme / Category:**	Transportation
Year Initiated:	2019	**Project Manager:**	Vincent Luchessi
Planned Completion Year:	2028	**Department:**	Public Works
Project Type:	Distinct	**Fund:**	533 - Streets and Highways
Strategic Pillar	02 - Deliver and Enhance High Quality Efficient Services and Infrastructure		
Location	Benton Street		

Project Description

At the November 12, 2024 City Council meeting, the Council adopted a resolution accepting the Benton Street Bikeway Planning Study and approved bicycle design concepts. This project will design and construct bicycle facilities on Benton Street from Dunford Way to Monroe Street as recommended by the Bicycle Plan: a Class IIB buffered bicycle lane between Maryann Drive and Dunford Way, a Class IIIB Bicycle Boulevard with traffic calming measure between Lincoln Street and Maryann Drive, and a Class II bicycle lane between Monroe Street and Lincoln Street. Additional pavement improvement funding will be provided by the Annual Street Maintenance and Rehabilitation Program Project.

Funding Sources

General Fund - Capital Project Reserve, TFCA Grant, General Fund (PW project delivery)

Funding Sources	All Prior Actuals	2025/26	2026/27	2027/28	2028/29	2029/30	2030/31	Total
Total Sources	$466,501	$1,259,500	$208,000	$67,000	-	-	-	**$2,001,001**

Expenditures	All Prior Actuals	2025/26	2026/27	2027/28	2028/29	2029/30	2030/31	Total
Construction	$206,810	-	-	-	-	-	-	$206,810
Contingencies/Misc	-	$25,970	-	-	-	-	-	$25,970
Engineering	$259,691	$1,233,530	$150,000	-	-	-	-	$1,643,221
PW Proj. Deliv. Design	-	-	$43,000	-	-	-	-	$43,000
PW Proj. Deliv. Const.	-	-	$15,000	$67,000	-	-	-	$82,000
Total Expenditures	$466,501	$1,259,500	$208,000	$67,000	-	-	-	**$2,001,001**

Operating Impacts			-	-	-	-	-	-

FUNDED | 1250 - ADA TRANSITION PLAN IMPLEMENTATION (PUBLIC RIGHT OF WAY)

Project Number:	1250	**Theme / Category:**	Transportation
Year Initiated:	2019	**Project Manager:**	Nicole He
Planned Completion Year:	Ongoing	**Department:**	Public Works
Project Type:	Ongoing	**Fund:**	533 - Streets and Highways
Strategic Pillar	02 - Deliver and Enhance High Quality Efficient Services and Infrastructure		
Location	Various locations citywide in the public right-of-way.		

Project Description

This project provides funding to implement the public right of way improvement recommendations in the City's Americans with Disabilities Act (ADA) Self Evaluation and Transition Plan. The primary focus for this project is the replacement of existing concrete curb ramps that do not comply with current ADA guidelines, and the installation of new curb ramps where they do not exist in order to remove barriers for accessibility in the public right-of-way. Prior to FY 2024/25, this project was titled Annual Curb Ramp Installation. This funding may also be used for City program updates as recommended by the ADA Plan.

Funding Sources

General Fund - Capital Project Reserve

Funding Sources	All Prior Actuals	2025/26	2026/27	2027/28	2028/29	2029/30	2030/31	Total
Total Sources	$433,753	$1,100,683	-	-	$500,000	$525,000	-	**$2,559,436**

Expenditures	All Prior Actuals	2025/26	2026/27	2027/28	2028/29	2029/30	2030/31	Total
Construction	$317,209	$21,985	-	-	-	-	-	$339,194
Contingencies/Misc	$31,379	$80,000	-	-	-	-	-	$111,379
Engineering	$85,165	$998,698	-	-	$500,000	$525,000	-	$2,108,863
Total Expenditures	$433,753	$1,100,683	-	-	$500,000	$525,000	-	**$2,559,436**
Operating Impacts			-	-	-	-	-	-

FUNDED | 1266 - EL CAMINO REAL BIKE LANE PROJECT

Project Number:	1266	**Theme / Category:**	Transportation
Year Initiated:	2020	**Project Manager:**	Ajmal Puyehgar
Planned Completion Year:	2028	**Department:**	Public Works
Project Type:	Distinct	**Fund:**	533 - Streets and Highways
Strategic Pillar	02 - Deliver and Enhance High Quality Efficient Services and Infrastructure		
Location	El Camino Real (Halford Avenue to Pomeroy Avenue)		

Project Description

The Santa Clara Bicycle Plan Update identifies El Camino Real (Caltrans Right-of-Way) within City limits as a priority corridor where Class IV Separated Bicycle Lanes should be installed. To accommodate the desired bicycle facilities along El Camino Real, the Council approved a resolution removing parking along a majority of El Camino Real in January 2022. There are several locations where parking will not be removed at this time due to a lack of private on-site parking. As a result, Class II standard bike lanes or Class III shared lane markings will be considered at these locations. Implementation of bicycle lane improvements along El Camino Real is being coordinated in collaboration with Caltrans and will be implemented in three phases. Phase I of the bicycle improvements (Halford to Pomeroy) is funded by this project and will design and construct a Class IV bicycle facilities featuring a striped buffer with vertical delineators. Phase II of the bicycle improvements (Pomeroy to Lincoln) is a planned Caltrans-funded project and will install Class IV bicycle facilities. The completion of bike improvements for the remaining segment of El Camino Real in Santa Clara (Phase III, from Lincoln Street to Portola Avenue) is currently unfunded. The project will also explore bike parking on El Camino Real per the Bicycle Master Plan.

Funding Sources

Silicon Valley Power Greenhouse Gas Program, Gas Tax and Traffic Mitigation Fees, General Fund (PW project delivery)

Funding Sources	All Prior Actuals	2025/26	2026/27	2027/28	2028/29	2029/30	2030/31	Total
Total Sources	-	$850,000	$1,206,900	$78,500	-	-	-	**$2,135,400**

Expenditures	All Prior Actuals	2025/26	2026/27	2027/28	2028/29	2029/30	2030/31	Total
Construction	-	$135,000	$1,150,000	-	-	-	-	$1,285,000
Engineering	-	$715,000	-	-	-	-	-	$715,000
PW Proj. Deliv. Design	-	-	$43,000	$15,000	-	-	-	$58,000
PW Proj. Deliv. Const.	-	-	$13,900	$63,500	-	-	-	$77,400
Total Expenditures	-	$850,000	$1,206,900	$78,500	-	-	-	**$2,135,400**

Operating Impacts			-	-	-	-	-	-

FUNDED | 1268 - SANTA CLARA VISION ZERO PLAN - INFRASTRUCTURE IMPLEMENTATION

Project Number:	1268	**Theme / Category:**	Transportation
Year Initiated:	2021	**Project Manager:**	Nicole He
Planned Completion Year:	Ongoing	**Department:**	Public Works
Project Type:	Ongoing	**Fund:**	533 - Streets and Highways
Strategic Pillar	02 - Deliver and Enhance High Quality Efficient Services and Infrastructure		
Location	Citywide		

Project Description

The City Council approved the Vision Zero Plan in March 2026. The recommendations from the Vision Zero Plan will include a list of priority projects, programmatic actions and policy updates. Staff will follow these recommendations to pursue funding for infrastructure implementation and program activities. This project will fund programmatic activities and professional services identified in the Plan and provide the necessary local matching funds to support these grant applications, ensuring the City meets funding requirements and maximizes opportunities for external financial assistance. By securing and leveraging these grants, the City aims to accelerate the implementation of critical safety measures and program activities, advance its Vision Zero goals, and create a safer transportation environment for all users. The project will pursue SVP greenhouse gas reduction program funding for implementation of bicycle related improvements.

Funding Sources

Grant Funding (SS4AG), Traffic Mitigation Fees, SVP Greenhouse Gas reduction Program fund, VRF, and Gas Tax

Funding Sources	All Prior Actuals	2025/26	2026/27	2027/28	2028/29	2029/30	2030/31	Total
Total Sources	$296,963	$273,036	$250,000	$250,000	$250,000	$250,000	$250,000	**$1,819,999**

Expenditures	All Prior Actuals	2025/26	2026/27	2027/28	2028/29	2029/30	2030/31	Total
Contingencies/Misc	-	$50,593	-	-	-	-	-	$50,593
Engineering	$296,963	$222,443	$250,000	$250,000	$250,000	$250,000	$250,000	$1,769,406
Total Expenditures	$296,963	$273,036	$250,000	$250,000	$250,000	$250,000	$250,000	**$1,819,999**

Operating Impacts			-	-	-	-	-	-

FUNDED | 1273 - STREET TREE SERVICES

Project Number:	1273	**Theme / Category:**	Transportation
Year Initiated:	2022	**Project Manager:**	Mathew Mendriski
Planned Completion Year:	Ongoing	**Department:**	Public Works
Project Type:	Ongoing	**Fund:**	533 - Streets and Highways
Strategic Pillar	06 - Manage Strategically Our Workforce Capacity and Resources		
Location	Citywide		

Project Description

The Department of Public Works maintains approximately 11,500 street trees. This project supplements the operating budget for contractual tree pruning, removals, planting, and emergency tree services. This project is anticipated to be shifted to the Department of Public Works operating budget beginning in FY 2027/28.

Funding Sources

General Fund - Capital Project Reserve

Funding Sources	All Prior Actuals	2025/26	2026/27	2027/28	2028/29	2029/30	2030/31	Total
Total Sources	$1,653,638	$532,014	$465,438	-	-	-	-	**$2,651,090**

Expenditures	All Prior Actuals	2025/26	2026/27	2027/28	2028/29	2029/30	2030/31	Total
Construction	$1,653,638	$502,014	$465,438	-	-	-	-	$2,621,090
Engineering	-	$30,000	-	-	-	-	-	$30,000
Total Expenditures	$1,653,638	$532,014	$465,438	-	-	-	-	**$2,651,090**
Operating Impacts			-	-	-	-	-	-

FUNDED | 1276 - MONROE STREET CLASS II BUFFERED BICYCLE LANE IMPROVEMENTS

Project Number:	1276	**Theme / Category:**	Transportation
Year Initiated:	2021	**Project Manager:**	Ralph Garcia
Planned Completion Year:	2029	**Department:**	Public Works
Project Type:	Distinct	**Fund:**	533 - Streets and Highways
Strategic Pillar	02 - Deliver and Enhance High Quality Efficient Services and Infrastructure		
Location	Monroe St		

Project Description

At the September 24, 2024 City Council meeting, the Council adopted a resolution accepting the Monroe Street Bikeway Planning Study and approved bicycle design concepts. This project will design and construct Class IIB buffered bicycle lanes on Monroe Street from Lawrence Expressway to San Tomas Expressway as recommended by the Bicycle Plan. The project construction costs encapsulate striping and signing of the bike facility only.

Funding Sources

Traffic Mitigation Fees and VTA Measure B

Funding Sources	All Prior Actuals	2025/26	2026/27	2027/28	2028/29	2029/30	2030/31	Total
Total Sources	$238,910	$24,790	-	$200,000	$1,050,000	-	-	**$1,513,700**

Expenditures	All Prior Actuals	2025/26	2026/27	2027/28	2028/29	2029/30	2030/31	Total
Construction	-	-	-	-	$800,000	-	-	$800,000
Contingencies/Misc	-	$23,973	-	-	$250,000	-	-	$273,973
Engineering	$238,910	$817	-	$200,000	-	-	-	$439,727
Total Expenditures	$238,910	$24,790	-	$200,000	$1,050,000	-	-	**$1,513,700**

Operating Impacts			-	-	-	-	-	-

FUNDED | 1281 - BICYCLE PLAN IMPLEMENTATION STUDIES

Project Number:	1281	**Theme / Category:**	Transportation
Year Initiated:	2021	**Project Manager:**	Carol Shariat
Planned Completion Year:	2030	**Department:**	Public Works
Project Type:	Distinct	**Fund:**	533 - Streets and Highways
Strategic Pillar	02 - Deliver and Enhance High Quality Efficient Services and Infrastructure		
Location	Various		

Project Description

This project will complete community outreach, identify existing conditions, complete traffic and parking analyses, and recommend alternatives to implement bicycle facilities approved in the Santa Clara Bicycle Plan. Some of these alternatives may include parking removal or lane reductions. The project will study potential corridors such as: Saratoga Avenue, Kiely Boulevard, and Bellomy Street.

Funding Sources

Traffic Mitigation Fees

Funding Sources	All Prior Actuals	2025/26	2026/27	2027/28	2028/29	2029/30	2030/31	Total
Total Sources	-	-	$400,000	-	$400,000	-	$400,000	**$1,200,000**

Expenditures	All Prior Actuals	2025/26	2026/27	2027/28	2028/29	2029/30	2030/31	Total
Engineering	-	-	$400,000	-	$400,000	-	$400,000	$1,200,000
Total Expenditures	-	-	$400,000	-	$400,000	-	$400,000	**$1,200,000**

Operating Impacts			-	-	-	-	-	-

FUNDED | 1286 - TASMAN COMPLETE STREETS PLAN 2021 IMPROVEMENTS PHASE 1 – NORTH SAN JOSE SETTLEMENT

Project Number:	1286	**Theme / Category:**	Transportation
Year Initiated:	2023	**Project Manager:**	Ajmal Puyehgar
Planned Completion Year:	2028	**Department:**	Public Works
Project Type:	Distinct	**Fund:**	533 - Streets and Highways
Strategic Pillar	02 - Deliver and Enhance High Quality Efficient Services and Infrastructure		
Location	Tasman Drive		

Project Description

This project will fund the design and construction of Complete Streets improvements along Tasman Drive per the Tasman Drive Complete Streets Study. Funding of $9.3M is provided by 2022 NSJ Settlement Agreement payments from San Jose.

Funding Sources

North San Jose Settlement, General Fund (PW project delivery costs)

Funding Sources	All Prior Actuals	2025/26	2026/27	2027/28	2028/29	2029/30	2030/31	Total
Total Sources	-	$6,500,000	$1,539,000	$1,401,500	-	-	-	**$9,440,500**

Expenditures	All Prior Actuals	2025/26	2026/27	2027/28	2028/29	2029/30	2030/31	Total
Construction	-	$1,750,000	$1,500,000	$1,030,000	-	-	-	$4,280,000
Engineering	-	$4,750,000	-	$300,000	-	-	-	$5,050,000
PW Proj. Deliv. Design	-	-	$22,000	$57,000	-	-	-	$79,000
PW Proj. Deliv. Const.	-	-	$17,000	$14,500	-	-	-	$31,500
Total Expenditures	-	$6,500,000	$1,539,000	$1,401,500	-	-	-	**$9,440,500**

Operating Impacts			-	-	-	-	-	-

FUNDED | 1288 - CUPERTINO-SANTA CLARA ON-DEMAND SHUTTLE PROJECT

Project Number:	1288	**Theme / Category:**	Transportation
Year Initiated:	2022	**Project Manager:**	Carol Shariat
Planned Completion Year:	2027	**Department:**	Public Works
Project Type:	Distinct	**Fund:**	533 - Streets and Highways
Strategic Pillar	02 - Deliver and Enhance High Quality Efficient Services and Infrastructure		
Location	Citywide		

Project Description

This project provides on-demand, electric powered shuttle service in Santa Clara (Silicon Valley Hopper). The project is a partnership with the City of Cupertino and will expand their existing on-demand shuttle service into Santa Clara in two phases. Phase I, which launched service in November 2023, comprises the southern half of Santa Clara and terminates at the existing Caltrain tracks. Phase II comprises the northern half of Santa Clara and terminates at Highway 237. It is important to note that the service boundaries of the original Via-Cupertino Community Shuttle Program will remain the same and include stops at the Sunnyvale Caltrain Station, Kaiser Permanente Santa Clara, and Rancho San Antonio Open Space Preserve in Los Altos.

The project received a 50% grant from the State's Transit and Intercity Rail Program (TICRP) that equals $8.5 million for both Cupertino and Santa Clara. The program will run for four years. The goal is to begin Phase II in FY 2026/27. Additionally, the program received a $500k grant from the Transportation Fund for Clean Air (TFCA) 40% Fund for FY 2025/26, a $726k grant from the 2016 Measure B: Innovative Transit Service Models Competitive Grant for FY2026/27, and a 2026 Federal Earmark of $1.2M. SVP Low Carbon Fuel Program funding covered project costs for FY 2023/24, FY 2024/25, and remaining project costs in FY 2025/26, and FY 2026/27. Staff continue to pursue additional funding options, such as additional grant funds to offset local project matches.

Funding Sources

Grant Funding (TICRP, TFCA), Measure B, Federal Earmark), Silicon Valley Power Electric Operating Grant Trust Fund (Low Carbon Fuel Program)

Funding Sources	All Prior Actuals	2025/26	2026/27	2027/28	2028/29	2029/30	2030/31	Total
Total Sources	$709,005	$1,444,333	$1,771,564	-	-	-	-	**$3,924,902**

Expenditures	All Prior Actuals	2025/26	2026/27	2027/28	2028/29	2029/30	2030/31	Total
Contingencies/Misc	-	$864,936	$1,328,704	-	-	-	-	$2,193,640
Engineering	$709,005	$579,397	$442,860	-	-	-	-	$1,731,262
Total Expenditures	$709,005	$1,444,333	$1,771,564	-	-	-	-	**$3,924,902**
Operating Impacts			-	-	-	-	-	-

FUNDED | 1291 - CENTRAL SANTA CLARA BICYCLE AND PEDESTRIAN IMPROVEMENT

Project Number:	1291	**Theme / Category:**	Transportation
Year Initiated:	2023	**Project Manager:**	Brandon Coco
Planned Completion Year:	2029	**Department:**	Public Works
Project Type:	Distinct	**Fund:**	533 - Streets and Highways
Strategic Pillar	02 - Deliver and Enhance High Quality Efficient Services and Infrastructure		
Location	Central Santa Clara		

Project Description

In January 2023, the Metropolitan Transportation Commission (MTC) adopted the One Bay Area Grant 3 (OBAG 3) Program, which includes a $9,029,000 grant award for the Central Santa Clara Bicycle and Pedestrian Improvement Project. The Central Santa Clara Bicycle and Pedestrian Improvement Project includes a number of pedestrian and bicycle improvements that are part of the City's Pedestrian and Bicycle Master Plans. These improvements are located on Cabrillo Avenue, Lafayette Street, Monroe Street, Royal Drive, Scott Boulevard, and Warburton Avenue.

Anticipated bicycle facility upgrades include the installation of various improvements on Warburton Avenue (Scott Boulevard to Lafayette Street) and Lincoln Street (Warburton Avenue to El Camino Real). Anticipated pedestrian improvements include items such as new curb ramps, curb bulb-outs and sidewalk; several new traffic signals; High-Intensity Activated Crosswalk Beacons (HAWKs) and Rectangular Rapid Flashing Beacons; as well as some new streetlighting.

Funding Sources

Grant Funding (OBAG 3), and CIP transfer (from project 1220 and 1226), General Fund (PW project delivery)

Funding Sources	All Prior Actuals	2025/26	2026/27	2027/28	2028/29	2029/30	2030/31	Total
Total Sources	-	$11,309,000	$84,524	$72,000	-	-	-	**$11,465,524**

Expenditures	All Prior Actuals	2025/26	2026/27	2027/28	2028/29	2029/30	2030/31	Total
Engineering	-	$11,309,000	-	-	-	-	-	$11,309,000
PW Proj. Deliv. Const.	-	-	$84,524	$72,000	-	-	-	$156,524
Total Expenditures	-	$11,309,000	$84,524	$72,000	-	-	-	**$11,465,524**
Operating Impacts			-	-	-	-	-	-

FUNDED | 1293 - QUICK BUILD BIKE AND PEDESTRIAN SAFETY PROJECT

Project Number:	1293	**Theme / Category:**	Transportation
Year Initiated:	2025	**Project Manager:**	Ajmal Puyehgar
Planned Completion Year:	2031	**Department:**	Public Works
Project Type:	Distinct	**Fund:**	533 - Streets and Highways
Strategic Pillar	02 - Deliver and Enhance High Quality Efficient Services and Infrastructure		
Location	Citywide		

Project Description

Quick build is a method of building bike and pedestrian safety improvements such as protected bike lanes, pedestrian crossings, and more, with cost-efficient and readily available materials such as paint, cones, barriers and signage. This project will employ Quick-build methods to implement traffic calming and traffic safety improvements.

Funding Sources

Gas Tax

Funding Sources	All Prior Actuals	2025/26	2026/27	2027/28	2028/29	2029/30	2030/31	Total
Total Sources	-	$100,000	$110,000	$120,000	$130,000	$140,000	$150,000	**$750,000**

Expenditures	All Prior Actuals	2025/26	2026/27	2027/28	2028/29	2029/30	2030/31	Total
Construction	-	$70,000	$75,000	$80,000	$85,000	$90,000	$95,000	$495,000
Engineering	-	$30,000	$35,000	$40,000	$45,000	$50,000	$55,000	$255,000
Total Expenditures	-	$100,000	$110,000	$120,000	$130,000	$140,000	$150,000	**$750,000**

Operating Impacts			-	-	-	-	-	-

FUNDED | 1294 - RETROREFLECTIVE BORDERS ON TRAFFIC SIGNAL BACKPLATES

Project Number:	1294	**Theme / Category:**	Transportation
Year Initiated:	2025	**Project Manager:**	Joel Roque
Planned Completion Year:	Ongoing	**Department:**	Public Works
Project Type:	Ongoing	**Fund:**	533 - Streets and Highways
Strategic Pillar	02 - Deliver and Enhance High Quality Efficient Services and Infrastructure		
Location	Citywide		

Project Description

A retroreflective bordered backplate is a yellow retroreflective strip with a minimum width of one-inch and a maximum width of three-inches placed along the perimeter of the face of the signal backplate to project a rectangular appearance at night. Retroreflective bordered backplates help to reduce collisions by providing greater visibility and conspicuity of traffic signal heads, particularly at night and for drivers with vision limitations. Retroreflective backplates are a Federal Highway Administration (FHWA) accepted safety countermeasure shown to reduce total collisions at an intersection by 15% in case studies. This project will implement retroreflective borders on existing traffic signals over several fiscal years.

Funding Sources

Gas Tax

Funding Sources	All Prior Actuals	2025/26	2026/27	2027/28	2028/29	2029/30	2030/31	Total
Total Sources	-	$100,000	$100,000	$100,000	$100,000	$100,000	$100,000	**$600,000**

Expenditures	All Prior Actuals	2025/26	2026/27	2027/28	2028/29	2029/30	2030/31	Total
Construction	-	$100,000	$100,000	$100,000	$100,000	$100,000	$100,000	$600,000
Total Expenditures	-	$100,000	$100,000	$100,000	$100,000	$100,000	$100,000	**$600,000**

Operating Impacts			-	-	-	-	-	-

FUNDED | 1325 - BRIDGE MAINTENANCE PROGRAM

Project Number:	1325	**Theme / Category:**	Transportation
Year Initiated:	2007	**Project Manager:**	Vincent Luchessi
Planned Completion Year:	Ongoing	**Department:**	Public Works
Project Type:	Ongoing	**Fund:**	533 - Streets and Highways
Strategic Pillar	02 - Deliver and Enhance High Quality Efficient Services and Infrastructure		
Location	Various bridges throughout the City		

Project Description

This project funds preventative maintenance and rehabilitation for the City's existing bridge inventory. The bridge inventory includes approximately 49 bridges. Of these bridges, two are jointly owned with City of San Jose, and seven are jointly owned with City of Sunnyvale. There are also three additional bridges owned by the State of California for which the City has responsibilities under maintenance agreements. The State of California Department of Transportation (Caltrans) is responsible for performing regular inspections of the bridges involving public streets and identifies recommendations for maintenance and rehabilitation work. The Public Works Department prioritizes the work recommendations for implementation and performs the design and construction under this project.

Funding Sources

Bridge Maintenance District Revenues, Grant Funds, General Fund - Capital Project Reserve, General Fund (PW Project delivery)

Funding Sources	All Prior Actuals	2025/26	2026/27	2027/28	2028/29	2029/30	2030/31	Total
Total Sources	$560,437	$2,451,489	$1,231,000	-	-	-	-	**$4,242,926**

Expenditures	All Prior Actuals	2025/26	2026/27	2027/28	2028/29	2029/30	2030/31	Total
Construction	$559,085	$261,595	$1,130,000	-	-	-	-	$1,950,680
Engineering	-	$2,189,894	-	-	-	-	-	$2,189,894
Personnel	$1,352	-	-	-	-	-	-	$1,352
PW Proj. Deliv. Design	-	-	$38,000	-	-	-	-	$38,000
PW Proj. Deliv. Const.	-	-	$63,000	-	-	-	-	$63,000
Total Expenditures	$560,437	$2,451,489	$1,231,000	-	-	-	-	**$4,242,926**
Operating Impacts			-	-	-	-	-	-

FUNDED | 1376 - SAFE ROUTES TO SCHOOL

Project Number:	1376	**Theme / Category:**	Transportation
Year Initiated:	2015	**Project Manager:**	Carol Shariat
Planned Completion Year:	Ongoing	**Department:**	Public Works
Project Type:	Ongoing	**Fund:**	533 - Streets and Highways
Strategic Pillar	02 - Deliver and Enhance High Quality Efficient Services and Infrastructure		
Location	Various Schools in Santa Clara		

Project Description

This project provides funding for the City's Safe Routes to School (SRTS) program and can be used to hire a consultant to assist with implementation of the program. The City is utilizing 2016 Measure B funding to continue this program. On November 15, 2022, the City Council initially approved a three-year agreement with Safe Moves to implement the program and extend the contract through July 2027. This third phase of SRTS includes 17 schools in the Santa Clara Unified School District. The project develops and updates safe routes to school maps, conducts school walk audits, and implements safety training offered to parents, teachers, and the community.

Funding Sources

VTA Measure B

Funding Sources	All Prior Actuals	2025/26	2026/27	2027/28	2028/29	2029/30	2030/31	Total
Total Sources	$900,425	$483,731	$75,000	$75,000	$75,000	$75,000	$75,000	**$1,759,156**

Expenditures	All Prior Actuals	2025/26	2026/27	2027/28	2028/29	2029/30	2030/31	Total
Construction	$465,860	-	-	-	-	-	-	$465,860
Contingencies/Misc	$668	$31,615	-	-	-	-	-	$32,283
Engineering	$432,352	$452,116	$75,000	$75,000	$75,000	$75,000	$75,000	$1,259,468
Personnel	$1,545	-	-	-	-	-	-	$1,545
Total Expenditures	$900,425	$483,731	$75,000	$75,000	$75,000	$75,000	$75,000	**$1,759,156**

Operating Impacts			-	-	-	-	-	-

FUNDED | 1382 - SIDEWALK, CURB AND GUTTER REPAIR

Project Number:	1382	**Theme / Category:**	Transportation
Year Initiated:	2016	**Project Manager:**	Mathew Mendriski
Planned Completion Year:	Ongoing	**Department:**	Public Works
Project Type:	Ongoing	**Fund:**	533 - Streets and Highways
Strategic Pillar	02 - Deliver and Enhance High Quality Efficient Services and Infrastructure		
Location	Citywide		

Project Description

This project funds the repair of concrete sidewalks, curbs, and gutters to maintain accessibility and minimize trip and fall hazards at locations identified throughout the City. Sidewalk, curb, and gutter repairs and replacements are identified, prioritized, and completed throughout the year. The project is in line with the Council strategic pillar of delivering and enhancing high quality efficient services and infrastructure.

Funding Sources

Gas Tax and General Fund - Capital Project Reserve

Funding Sources	All Prior Actuals	2025/26	2026/27	2027/28	2028/29	2029/30	2030/31	Total
Total Sources	$3,222,142	$1,707,858	$380,000	$380,000	$380,000	$380,000	$380,000	**$6,830,000**

Expenditures	All Prior Actuals	2025/26	2026/27	2027/28	2028/29	2029/30	2030/31	Total
Construction	$3,202,306	$1,707,858	$380,000	$380,000	$380,000	$380,000	$380,000	$6,810,164
Equipment	$19,836	-	-	-	-	-	-	$19,836
Total Expenditures	$3,222,142	$1,707,858	$380,000	$380,000	$380,000	$380,000	$380,000	**$6,830,000**

Operating Impacts			-	-	-	-	-	-

FUNDED | 6240 - STREET RESURFACING AND REHABILITATION

Project Number:	6240	**Theme / Category:**	Transportation
Year Initiated:	2026	**Project Manager:**	Vincent Luchessi
Planned Completion Year:	2030	**Department:**	Public Works
Project Type:	Distinct	**Fund:**	613 - Measure I GO Bond Projects Fund
Strategic Pillar	02 - Deliver and Enhance High Quality Efficient Services and Infrastructure		
Location	Citywide		

Project Description

This project will implement previously unfunded pavement rehabilitation work on arterial and collector streets based upon pavement condition surveys and analysis through the City's Pavement Management System. The pavement projects include placing surface seals, resurfacing, reconstruction and other miscellaneous related work. Funding in this project is from Tranche 1 of the Bond Measure and is for pavement treatments in 2027 and 2028. Future funding from Measure I will be used for construction in 2029 and 2030.

Funding Sources

Measure I General Obligation Bond Proceeds

Funding Sources	All Prior Actuals	2025/26	2026/27	2027/28	2028/29	2029/30	2030/31	Total
Total Sources	-	$812,800	$15,187,200	-	-	-	-	**$16,000,000**

Expenditures	All Prior Actuals	2025/26	2026/27	2027/28	2028/29	2029/30	2030/31	Total
Construction	-	$812,800	$15,187,200	-	-	-	-	$16,000,000
Total Expenditures	-	$812,800	$15,187,200	-	-	-	-	**$16,000,000**

Operating Impacts			-	-	-	-	-	-

FUNDED | 6241 - ADA IMPROVEMENTS

Project Number:	6241	**Theme / Category:**	Transportation
Year Initiated:	2026	**Project Manager:**	Nicole He
Planned Completion Year:	2030	**Department:**	Public Works
Project Type:	Distinct	**Fund:**	613 - Measure I GO Bond Projects Fund
Strategic Pillar	02 - Deliver and Enhance High Quality Efficient Services and Infrastructure		
Location	Citywide		

Project Description

This project will implement portions of the City's Americans with Disabilities Act (ADA) Self Evaluation and Transition Plan. The primary focus will be improvements related to curb ramps, sidewalks, and traffic signals to enhance accessibility in the public right-of-way. Construction will be completed in 2030.

Funding Sources

Measure I General Obligation Bond Proceeds

Funding Sources	All Prior Actuals	2025/26	2026/27	2027/28	2028/29	2029/30	2030/31	Total
Total Sources	-	-	$5,000,000	-	-	-	-	**$5,000,000**

Expenditures	All Prior Actuals	2025/26	2026/27	2027/28	2028/29	2029/30	2030/31	Total
Construction	-	-	$5,000,000	-	-	-	-	$5,000,000
Total Expenditures	-	-	$5,000,000	-	-	-	-	**$5,000,000**
Operating Impacts			-	-	-	-	-	-

FUNDED | 6242 - CREEK TRAIL REHABILITATION

Project Number:	6242	**Theme / Category:**	Transportation
Year Initiated:	2026	**Project Manager:**	Vincent Luchessi
Planned Completion Year:	2028	**Department:**	Public Works
Project Type:	Distinct	**Fund:**	613 - Measure I GO Bond Projects Fund
Strategic Pillar	02 - Deliver and Enhance High Quality Efficient Services and Infrastructure		
Location	Various locations along creek trails		

Project Description

This project performs previously unfunded pavement preventative maintenance and rehabilitation for the San Tomas Aquino Creek Trail (STACT) and Guadalupe River Trail, including application of seals, removal and replacement of failed asphalt, repair of miscellaneous amenities, and replacing worn-out striping and markings. Preventative maintenance and repair of failed pavements extends the useful life of the City's trail system assets.

Funding Sources

Measure I General Obligation Bond Proceeds

Funding Sources	All Prior Actuals	2025/26	2026/27	2027/28	2028/29	2029/30	2030/31	Total
Total Sources	-	$244,275	$2,255,725	-	-	-	-	**$2,500,000**

Expenditures	All Prior Actuals	2025/26	2026/27	2027/28	2028/29	2029/30	2030/31	Total
Construction	-	$244,275	$2,255,725	-	-	-	-	$2,500,000
Total Expenditures	-	$244,275	$2,255,725	-	-	-	-	**$2,500,000**
Operating Impacts			-	-	-	-	-	-

FUNDED | 6243 - BICYCLE WAYFINDING

Project Number:	6243	**Theme / Category:**	Transportation
Year Initiated:	2026	**Project Manager:**	Nicole He
Planned Completion Year:	2028	**Department:**	Public Works
Project Type:	Distinct	**Fund:**	613 - Measure I GO Bond Projects Fund
Strategic Pillar	02 - Deliver and Enhance High Quality Efficient Services and Infrastructure		
Location	Citywide		

Project Description

The City's Bicycle Plan includes a goal to develop a citywide bicycle wayfinding system to provide access to various City destinations such as schools, commercial centers, libraries, government facilities, and parks. In 2019, Bicycle and Pedestrian Advisory Committee (BPAC) members formed a BPAC Wayfinding subcommittee and provided a report on proposed wayfinding routes, cost estimates, designs, etc. This project would provide funding for the City to design bicycle wayfinding signage, routes and sign locations, conduct community outreach, and install new bicycle wayfinding in portions of the City.

Funding Sources

Measure I General Obligation Bond Proceeds

Funding Sources	All Prior Actuals	2025/26	2026/27	2027/28	2028/29	2029/30	2030/31	Total
Total Sources	-	-	$300,000	-	-	-	-	**$300,000**

Expenditures	All Prior Actuals	2025/26	2026/27	2027/28	2028/29	2029/30	2030/31	Total
Engineering	-	-	$300,000	-	-	-	-	$300,000
Total Expenditures	-	-	$300,000	-	-	-	-	**$300,000**
Operating Impacts			-	-	-	-	-	-

FUNDED | 6249 - STREET & TRANSPORTATION PROJECTS CEA

Project Number:	6249	**Theme / Category:**	Transportation
Year Initiated:	2026	**Project Manager:**	Carol Shariat
Planned Completion Year:	2030	**Department:**	Public Works
Project Type:	Distinct	**Fund:**	613 - Measure I GO Bond Projects Fund
Strategic Pillar	02 - Deliver and Enhance High Quality Efficient Services and Infrastructure		
Location	Citywide		

Project Description

This funding is for the Contingency, Escalation & Administration for the Streets and Transportation Projects funded by the Measure I General Obligation Bond.

Funding Sources

Measure I General Obligation Bond Proceeds

Funding Sources	All Prior Actuals	2025/26	2026/27	2027/28	2028/29	2029/30	2030/31	Total
Total Sources	-	-	$3,570,000	-	-	-	-	**$3,570,000**

Expenditures	All Prior Actuals	2025/26	2026/27	2027/28	2028/29	2029/30	2030/31	Total
Contingencies/Escalation	-	-	$2,380,000	-	-	-	-	$2,380,000
Administration	-	-	$1,190,0000	-	-	-	-	$1,190,000
Total Expenditures	-	-	$3,570,000	-	-	-	-	**$3,570,000**
Operating Impacts			-	-	-	-	-	-

FUNDED | FY27 TEMP 06 - BIKEWAY STUDY POLICY

Project Number:	FY27 Temp 06	**Theme / Category:**	Transportation
Year Initiated:	2026	**Project Manager:**	Carol Shariat
Planned Completion Year:	2028	**Department:**	Public Works
Project Type:	Distinct	**Fund:**	533 - Streets and Highways
Strategic Pillar	02 - Deliver and Enhance High Quality Efficient Services and Infrastructure		
Location	Citywide		

Project Description

On March 4, 2025, City Council directed staff to develop a Bikeway Study Policy to guide the development of future bikeway studies in Santa Clara. This project will develop a City policy related to the study and implementation of new bikeways along corridors with constrained right-of-way and where on-street parking or vehicle travel lanes may need to be removed to accommodate new bicycle facilities. Additionally, this effort will look at how best to implement parking protected bicycle lane designs. The project will focus on outreach, transportation metrics, and recommended standards and transportation thresholds for future decision making by Council and City staff.

Funding Sources

General Fund - Capital Projects Reserve

Funding Sources	All Prior Actuals	2025/26	2026/27	2027/28	2028/29	2029/30	2030/31	Total
Total Sources	-	-	$150,000	-	-	-	-	**$150,000**

Expenditures	All Prior Actuals	2025/26	2026/27	2027/28	2028/29	2029/30	2030/31	Total
Engineering	-	-	$150,000	-	-	-	-	$150,000
Total Expenditures	-	-	$150,000	-	-	-	-	**$150,000**
Operating Impacts			-	-	-	-	-	-

FUNDED | FY27 TEMP 07 - BICYCLE PARKING

Project Number:	FY27 Temp 07	**Theme / Category:**	Transportation
Year Initiated:	2026	**Project Manager:**	Ralph Garcia
Planned Completion Year:	2028	**Department:**	Public Works
Project Type:	Distinct	**Fund:**	533 - Streets and Highways
Strategic Pillar	02 - Deliver and Enhance High Quality Efficient Services and Infrastructure		
Location	Citywide		

Project Description

The City's Bicycle Masterplan includes recommendations to install additional bicycle parking in Santa Clara. In FY 2026-27, this project will install new and additional bicycle parking at end of trip priority locations identified in the Bicycle Masterplan in coordination with the City's Bicycle and Pedestrian Advisory Committee (BPAC).

Funding Sources

Vehicle Registration Fees

Funding Sources	All Prior Actuals	2025/26	2026/27	2027/28	2028/29	2029/30	2030/31	Total
Total Sources	-	-	$250,000	-	-	-	-	**$250,000**

Expenditures	All Prior Actuals	2025/26	2026/27	2027/28	2028/29	2029/30	2030/31	Total
Construction	-	-	$175,000	-	-	-	-	$175,000
Engineering	-	-	$75,000	-	-	-	-	$75,000
Total Expenditures	-	-	$250,000	-	-	-	-	**$250,000**

Operating Impacts			-	-	-	-	-	-

FUNDED | FY27 TEMP 08 - CITYWIDE TRAFFIC INTELLIGENCE

Project Number:	FY27 Temp 08	**Theme / Category:**	Transportation
Year Initiated:	2026	**Project Manager:**	Ralph Garcia
Planned Completion Year:	Ongoing	**Department:**	Public Works
Project Type:	Ongoing	**Fund:**	533 - Streets and Highways
Strategic Pillar	02 - Deliver and Enhance High Quality Efficient Services and Infrastructure		
Location	Citywide		

Project Description

This project will procure and utilize transportation big data (i.e. large-scale data) to enhance mobility planning, traffic operation analysis, and traffic safety evaluation. By integrating large-scale data from sources such as GPS, sensors, and transit systems, the effort will provide real-time insights into travel patterns, congestion, and system performance. These insights will inform data-driven decision-making to improve traffic management, enhance mobility, identify safety improvement areas, support long-term transportation planning efforts, and advance key programs such as the Pedestrian and Bicycle Master Plans and the Vision Zero program.

Funding Sources

Gas Tax

Funding Sources	All Prior Actuals	2025/26	2026/27	2027/28	2028/29	2029/30	2030/31	Total
Total Sources	-	-	$175,000	$175,000	$175,000	$175,000	$175,000	**$875,000**

Expenditures	All Prior Actuals	2025/26	2026/27	2027/28	2028/29	2029/30	2030/31	Total
Contingencies/Misc	-	-	$175,000	$175,000	$175,000	$175,000	$175,000	$875,000
Total Expenditures	-	-	$175,000	$175,000	$175,000	$175,000	$175,000	**$875,000**

Operating Impacts			-	-	-	-	-	-

FUNDED | FY27 TEMP 18 - WATER CONSERVATION AND DROUGHT TOLERANT LANDSCAPING

Project Number:	FY27 Temp 18	**Theme / Category:**	Transportation
Year Initiated:	2026	**Project Manager:**	Mathew Mendriski
Planned Completion Year:	2027	**Department:**	Public Works
Project Type:	Distinct	**Fund:**	533 - Streets and Highways
Strategic Pillar	07 - Promote Sustainability and Environmental Protection		
Location	Center Medians and Roadsides		

Project Description

Existing turf areas will be converted to water-efficient and drought-tolerant landscaping to save resources and support biodiversity and natural pollinators. The project will include removal of existing turf and irrigation and conversion to native plant material, ground cover and drip irrigation. This project does not include removal of any trees, and existing trees will be incorporated into the design. Because the City has multiple turf areas, the project will be delivered in multiple phases. Phase 1 of the Project is located at the City Hall campus.

Phase 1 locations:
1) Turf along Lincoln St (Warburton Ave to Civic Center Dr) (10,000 sq ft)
2) Turf at the corner of Lincoln St and Civic Center Dr (8,000 sq ft)
3) Turf area on the south side of the fountain (610 sq ft)
4) Turf area in front of Berman Building (330 sq ft)

Funding Sources

General Fund - Capital Project Reserve

Funding Sources	All Prior Actuals	2025/26	2026/27	2027/28	2028/29	2029/30	2030/31	Total
Total Sources	-	-	$127,000	-	-	-	-	**$127,000**

Expenditures	All Prior Actuals	2025/26	2026/27	2027/28	2028/29	2029/30	2030/31	Total
Engineering	-	-	$127,000	-	-	-	-	$127,000
Total Expenditures	-	-	$127,000	-	-	-	-	**$127,000**
Operating Impacts			-	-	-	-	-	-

FUNDED | FY27 TEMP 19 - MEDIAN ISLANDS WATER CONSERVATION AND DROUGHT TOLERANT LANDSCAPE IMPROVEMENTS

Project Number:	FY27 Temp 19	**Theme / Category:**	Transportation
Year Initiated:	2026	**Project Manager:**	Mathew Nguyen
Planned Completion Year:	2028	**Department:**	Public Works
Project Type:	Distinct	**Fund:**	533 - Streets and Highways
Strategic Pillar	07 - Promote Sustainability and Environmental Protection		
Location	Center Medians and Roadsides		

Project Description

This project identifies medians and public rights-of-way that should be renovated with waterwise landscaping. The project also includes the development of water conservation and drought tolerant landscape standards within the public rights-of-way and the removal of existing turf/shrubs/plants/irrigation to renovate with native plant material, ground cover and drip irrigation. Existing trees would be evaluated with the intent to incorporate healthy trees into the design. Because the City has multiple medians and public rights-of-way, the project would span multiple years and be separated into phases. Renovation involves a two-year process with design/bid in year 1 and construction in year 2. Phase 1 locations include portions of center median islands and street corner landscaping on Winchester Boulevard and Lafayette Streets. The project currently funds Phase 1 design costs and is unfunded for the out years.

Funding Sources

General Fund - Capital Project Reserve

Funding Sources	All Prior Actuals	2025/26	2026/27	2027/28	2028/29	2029/30	2030/31	Total
Total Sources	-	-	$278,000	-	-	-	-	**$278,000**

Expenditures	All Prior Actuals	2025/26	2026/27	2027/28	2028/29	2029/30	2030/31	Total
Contingencies/Misc	-	-	$36,000	-	-	-	-	$36,000
Engineering	-	-	$242,000	-	-	-	-	$242,000
Total Expenditures	-	-	$278,000	-	-	-	-	**$278,000**
Operating Impacts			-	-	-	-	-	-

FUNDED | FY27 TEMP 20 - PUBLIC RIGHT OF WAY STANDARD SPECS AND DETAIL UPDATE

Project Number:	FY27 Temp 20	**Theme / Category:**	Transportation
Year Initiated:	2021	**Project Manager:**	Brandon Coco
Planned Completion Year:	2027	**Department:**	Public Works
Project Type:	Distinct	**Fund:**	533 - Streets and Highways
Strategic Pillar	02 - Deliver and Enhance High Quality Efficient Services and Infrastructure		
Location	Citywide		

Project Description

The City's Standard Details and Specification (Standards) for public works construction were last issued in 2013, with minor updates issued periodically to individual elements in the Standards. This project will complete a comprehensive review and revise the Standards in coordination with existing long range planning plans (e.g. ADA Self-Evaluation and Transition Plan, Bicycle Plan, Pedestrian Masterplan, and Vision Zero Plan) along with revisions necessary to reflect changing products, practices, and methods in the public works construction industry. This project will utilize professional engineering consultant support services to perform evaluations of documents, provide recommendations for changes, and complete computer aided drafting services.

Funding Sources

General Fund - Capital Project Reserve

Funding Sources	All Prior Actuals	2025/26	2026/27	2027/28	2028/29	2029/30	2030/31	Total
Total Sources	-	-	$300,000	-	-	-	-	**$300,000**

Expenditures	All Prior Actuals	2025/26	2026/27	2027/28	2028/29	2029/30	2030/31	Total
Engineering	-	-	$300,000	-	-	-	-	$300,000
Total Expenditures	-	-	$300,000	-	-	-	-	**$300,000**
Operating Impacts			-	-	-	-	-	**-**

UNFUNDED PROJECTS | TRANSPORTATION

1235 - Annual Street Maintenance and Rehabilitation Program					
FY 2026/27	FY 2027/28	FY 2028/29	FY 2029/30	FY 2030/31	Five-Year CIP Total
$3,550,000	$3,550,000	$3,550,000	$3,550,000	$3,550,000	**$17,750,000**

This program provides ongoing roadway infrastructure preservation and rehabilitation for maintaining the City's street network of approximately 590 lane miles. The City's current PCI is approximately 73, and is projected to increase to 74 and remain steady with the current level of Transportation and General Obligation Bond funding sources included in this five-year CIP. This unfunded amount represents the additional funding needed beyond the current level of Transportation and General Obligation Bond funding to achieve the goal of a PCI of 75. This unfunded amount does not include an additional $72M of deferred maintained backlog needed to perform maintenance and rehabilitation to all streets where needs have been identified.

1248 - Pruneridge Avenue Complete Streets Plan					
FY 2026/27	FY 2027/28	FY 2028/29	FY 2029/30	FY 2030/31	Five-Year CIP Total
$1,200,000	$2,500,000	-	-	-	**$3,700,000**

This project will design and construct the City Council's selected roadway alternative for pedestrian and bicycle improvements on Pruneridge Avenue between Pomeroy Avenue and Winchester Boulevard per the City's Pruneridge Avenue Complete Streets Plan (Plan). On August 30, 2022 City Council adopted a design concept with buffered bike lanes (Hybrid Option - Two lanes between Pomeroy Avenue and Luther Drive, four lanes between Gamblin Drive and Saratoga Avenue, two lanes between Harold Avenue and Winchester Boulevard, center turn lane, buffered bike lanes along the project corridor, and parking removal on the south side of Pruneridge Avenue between Saratoga Avenue and Harold Avenue) as the preferred alternative. This project would implement low-cost improvements in order to add dedicated bicycle facilities and pedestrian improvements along the corridor. The entire project is currently unfunded.

1249 - Multimodal Improvement Plan Phase 1 Projects					
FY 2026/27	FY 2027/28	FY 2028/29	FY 2029/30	FY 2030/31	Five-Year CIP Total
$740,000	-	-	-	-	**$740,000**

On September 18, 2018, the City Council adopted the Multimodal Improvement Plan (MIP) and subsequently the MIP Funding Agreement on October 22, 2019, for the Related Santa Clara (Related) development. The MIP was prepared to address projected transportation impacts to seven Congestion Management Program (CMP) intersections in Santa Clara resulting from the City's approval of the Project and associated EIR in June 2016. As the Related project's impacts on these intersections cannot be fully mitigated, the City prepared and adopted the MIP, which would evaluate proposed multi-modal improvements at or near these intersections. The MIP was also approved by the Valley Transportation Authority (VTA) who administers the CMP. The project will install Phase 1 MIP improvements including bike lockers and racks at three light rail stations, the Convention Center, and six parks, crosswalk motion sensors and accessible pedestrian signals at ten intersections, travel time data collection systems at five intersections, and traffic monitoring cameras at five intersections. The Related development is currently on hold. As Related moves forward, this will be rescoped and brought forward in a future budget cycle.

UNFUNDED PROJECTS | TRANSPORTATION

1250 - ADA Transition Plan Implementation (Public Right of Way)					
FY 2026/27	FY 2027/28	FY 2028/29	FY 2029/30	FY 2030/31	Five-Year CIP Total
-	-	$550,000	$575,000	$600,000	**$1,725,000**

This project would address public right of way improvement needs identified in the City's Americans with Disabilities Act (ADA) Self Evaluation and Transition Plan with a focus on upgrading existing concrete curb ramps that do not fully comply with the current ADA guidelines and installing new ADA compliant curb ramps when necessary. This project is partially funded. The unfunded need includes implementing the standalone curb ramp program.

1258 - Multimodal Improvement Plan Phase 2 Projects					
FY 2026/27	FY 2027/28	FY 2028/29	FY 2029/30	FY 2030/31	Five-Year CIP Total
-	-	$1,340,000	-	-	**$1,340,000**

On September 18, 2018, the City Council adopted the Multimodal Improvement Plan (MIP) for the Related Santa Clara (Related) development. The MIP was prepared to address projected transportation impacts to seven Congestion Management Program (CMP) intersections in Santa Clara resulting from the City's approval of the Project and associated EIR in June 2016. As the Related project's impacts on these intersections cannot be fully mitigated, the City prepared and adopted the MIP, which would evaluate proposed multimodal improvements at or near these intersections. The MIP was also approved by the Valley Transportation Authority (VTA) who administers the CMP. The project will install Phase 2 MIP improvements including a Great America Station Study led by VTA, bike lockers/racks at seven locations, traffic monitoring cameras at three intersections, travel time data collection systems at 11 intersections, crosswalk motion sensors and accessible pedestrian signals at seven intersections and upgraded safety lighting at nine intersections. The Related development is currently on hold. As Related moves forward, this will be rescoped and brought forward in a future budget cycle.

1270 - Public Alley Pavement Maintenance and Rehabilitation					
FY 2026/27	FY 2027/28	FY 2028/29	FY 2029/30	FY 2030/31	Five-Year CIP Total
-	$200,000	$1,600,000	-	-	**$1,800,000**

This project would fund preventative maintenance and rehabilitation of pavements in public alleys that have been dedicated as public right-of-way even though they only provide access to apartment and commercial properties. In the past, these public alleys have not been part of the City's rehabilitation program. The inventory of public alleys maintained by the City includes approximately 20 with a total center line length of 2.4 miles. The pavement maintenance and rehabilitation work performed under this project includes placing surface seals, resurfacing, and/or reconstruction. The entire project is currently unfunded.

UNFUNDED PROJECTS | TRANSPORTATION

1275 - De La Cruz Boulevard Class IV Bikeway Improvements

FY 2026/27	FY 2027/28	FY 2028/29	FY 2029/30	FY 2030/31	Five-Year CIP Total
$739,100	$4,927,500	-	-	-	**$5,666,600**

This project will design and construct City Council's selected preferred Class IV bikeway concept on De La Cruz Blvd./Coleman Ave. between Central Expressway and Brokaw Road. On October 22, 2024 City Council adopted a Class IV bikeway design concept with a two-way Class IV cycle track on the west side of De La Cruz Blvd. between Central Expressway and Martin Avenue, Class IV cycle track on each side of De La Cruz Blvd. between Martin Ave. and Reed St., and a two-way Class IV cycle track on the east side of Coleman between Reed St. and Brokaw Ave. The entire project is currently unfunded.

1277 - Walsh Avenue Class IV Bikeway Study - Phase 2

FY 2026/27	FY 2027/28	FY 2028/29	FY 2029/30	FY 2030/31	Five-Year CIP Total
$500,000	$2,000,000	-	-	-	**$2,500,000**

This project will design and construct City Council's selected preferred Class IV bikeway concept on Walsh Avenue from Bowers Avenue to Lafayette Street and on Martin Avenue from Lafayette Street to De La Cruz Boulevard. On October 22, 2024, City Council meeting, the Council adopted a resolution accepting the Walsh/Martin Avenue Bikeway Planning Study and approved bicycle design concepts with a Class IV bikeway and removal of on-street parking on each side of street The entire project is currently unfunded.

1325 - Bridge Maintenance Program

FY 2026/27	FY 2027/28	FY 2028/29	FY 2029/30	FY 2030/31	Five-Year CIP Total
-	-	$2,520,000	-	-	**$2,520,000**

This project is to perform preventative maintenance and rehabilitation for the City's existing bridge inventory. The bridge inventory includes approximately 49 bridges. Of these bridges, two are jointly owned with City of San Jose, and seven are jointly owned with City of Sunnyvale. There are also three additional bridges owned by the State of California for which the City has responsibilities under maintenance agreements. The State of California Department of Transportation (Caltrans) is responsible for performing regular inspections of the bridges involving public streets and identifies recommendations for maintenance and rehabilitation work. The Public Works Department prioritizes the work recommendations for implementation and performs the design and construction under this project. This project is partially funded, with funding in FY 2026/27. The unfunded portion would provide funding to address the backlog of maintenance needs that have been identified by Caltrans.

1382 - Sidewalk, Curb and Gutter Repair

FY 2026/27	FY 2027/28	FY 2028/29	FY 2029/30	FY 2030/31	Five-Year CIP Total
$948,040	$1,014,442	$209,000	$238,450	$269,373	**$2,679,305**

This project addresses the repair of concrete sidewalks, curbs, and gutters to maintain accessibility and minimize trip and fall hazards at locations identified throughout the City. New ADA ramps are installed through this project to meet requirements as necessary. This project is partially funded in the CIP. Additional funding would assist in addressing the current backlog which has increased year-over-year.

UNFUNDED PROJECTS | TRANSPORTATION

FY27 Temp 17 - Vision Zero Priority Corridor Improvements					
FY 2026/27	FY 2027/28	FY 2028/29	FY 2029/30	FY 2030/31	Five-Year CIP Total
$1,000,000	$5,650,000	$4,650,000	-	-	**$11,300,000**

This project will implement the top priority corridor improvements and intersection treatments identified in the City's Vision Zero Plan, to support City's goal to eliminate all traffic fatalities and severe injuries within Santa Clara. Priority corridors include Monroe Street, Lafayette Street, De La Cruz/Coleman Avenue, Scott Boulevard, Homestead Road, Stevens Creek Boulevard, El Camino Real, Pruneridge Avenue, and San Tomas/Montague Expressway. Specific infrastructure improvements vary by location and generally include bicycle lanes, curb extensions, pedestrian crossing improvements, access management, and signal improvements.

FY27 Temp 19 - Median Islands Water Conservation and Drought Tolerant Landscape Improvements					
FY 2026/27	FY 2027/28	FY 2028/29	FY 2029/30	FY 2030/31	Five-Year CIP Total
-	$202,000	$463,000	$1,927,000	-	**$2,592,000**

This project identifies medians and public right-of-ways to renovate to waterwise landscaping. It would include creating water conservation and drought tolerant landscape standards within the public right-of-ways and removal of existing turf/shrubs/plants/irrigation to renovate with native plant material, ground cover and drip irrigation. The project doesn't include removal of any trees. Existing trees would stay and be incorporated into the design. Because the City has multiple medians and right-of-ways, the project would span over multiple years and be broken into phases. Renovation involves a two-year process with year one consisting of the design and bid and year two the construction.

Phase I locations (approximately 44,000 sq ft)
1) Winchester center median (Homestead Road to Market Street) (24,000 sq ft)
2) Lafayette center median (Bellomy Street to Washington Street) (7,000 sq ft)
3) Lafayette roadside (corner of Washington Street and Lafayette St) (3,000 sq ft)
4) Lafayette roadside (corner of Lafayette Way and Lafayette St) (10,000 sq ft)

Five-Year CIP Total Unfunded Need:	**$54,312,905**

This page is intentionally left blank.

Water and Recycled Water Utilities

This page is intentionally left blank.

INTRODUCTION

The projects within the Water and Recycled Water Utilities category all aim to efficiently manage water assets within the City, including groundwater wells, storage tanks, water mains, and the recycled water system. The projects provide for the planning, design, construction, and maintenance of the City's potable and recycled water distribution systems. Projects include the construction of new recycled water pipelines, connection of water services for various areas within the City, and coordination of planning efforts for future expansions of recycled water systems in the County.

Water and Recycled Water Utilities Program Infrastructure	
Miles of Water Mains	335
Miles of Distribution Pipelines	33
Service Connections (Potable Water)	26,000
Service Connections (Recycled Water)	300
Groundwater Wells	26
Water Reservoir Tanks	7

Funding Our Top Priorities

The projects included in the CIP were determined in accordance with both the City Council's strategic pillars and the budget priorities. Below illustrates the funding amount per Strategic Pillar within the Water and Recycled Water Utilities. Risk assessments and other studies conducted by third-party consultants have helped guide the Water and Sewer Utilities in prioritizing required replacements and upgrades of the water utility infrastructure. The following chart depicts the total funding in the Water and Recycled Water Utilities program by strategic pillar. While the majority of the projects primarily address delivering and enhancing high quality efficient services and infrastructure, all water-related projects also have a sustainability component.



The five-year CIP Water and Recycled Water Utilities budget totals $24.4 million. The CIP projects were prioritized by the following criteria:

Priority	Description
A	critical need mandated, emergency, or under construction
B	maintenance system reliability and/or ongoing operations
C	future system needs or future regulatory requirements
D	not critical, but achieve efficiencies and/or sustainability

Project Highlights

Major projects in the Water and Recycled Water Utilities program are detailed below.

Distribution System Replacement/Restoration

The Water & Sewer Utilities Department aims to rehabilitate or replace an average of 10,000 linear feet (LF) of water utility mains in the City each year. In addition, this project funds the construction, replacement, rehabilitation or relocation of other water related appurtenances, such as backflow preventers, hydrants, meters that are not funded by developer contributions. By analyzing the frequency and location of water main breaks and taking into account information about the age of water infrastructure, replacements can be targeted to the infrastructure in the worst condition. The Department completed a Sustainable Water Master Plan to forecast needs for future growth in the City and no major changes were recommended to the replacement schedule.

New and Replacement Wells

This project funds the associated design, engineering, and construction management services for rehabilitating existing groundwater wells in the City as well as the installation of two new wells during the five-year CIP cycle. The aim is to replace groundwater wells that are no longer serviceable and construct new wells to maintain the adequacy of water supply and the diversity of the City's water portfolio into the future.

SCADA Improvements

This project funds improvements and upgrades to the existing Supervisory Control and Data Acquisition (SCADA) system and funds any needed replacements to system hardware or software. Once this system is fully upgraded, it will allow for the real time collection of data regarding the operation of the water, sewer, and storm systems, including alarms to warn of dangerous, or soon to be dangerous conditions, and the ability to control the operation of certain assets remotely. The project is also funding the deployment to a new fiber backbone during the five-year CIP as well as updates to the system as necessary.

Recycled Water System Mains and Services

This project funds the installation/upgrade/extension of recycled water services and mains for incoming developments as financially and practically feasible. Recycled water broadens the City's water portfolio, offsets the public's reliance on potable water for non-portable uses (such as irrigation, industrial processing, cooling towers, and toilet flushing), and supports the City's overall sustainability strategy. Currently, there are over 300 service connections and 33 miles of distribution pipelines.

Major Accomplishments

- Completed Sustainable Water Master Plan that forecasted water supply and distribution needs for future growth
- Updated the City's Potable and Recycled Water System Rules and Regulations to align with regulatory changes
- Completion of negotiations with SFPUC related to Tier 2 Drought Allocations
- Continued conservation messaging and rebate programs in cooperation with wholesale suppliers to move towards *Making Conservation a California Way of Life*
- Ongoing compliance with Water Quality Regulations, protecting public health and the environment, communicated through the City's Annual Water Quality Report (Consumer Confidence Report)
- Completed Phase 3 SCADA Improvements
- Ongoing negotiations regarding changing water supply conditions in the Region and State including ongoing negotiations with SFPUC related to becoming a permanent customer
- Ongoing negotiations with Valley Water regarding purified water as a drought proof supply of water for future generations
- Ongoing replacement of water main infrastructure and hydraulic model implementation
- Allocation of recycled water resources increased from South Bay Water Recycling (SBWR) to support ongoing sustainability strategy
- Continued negotiations related to partnering with the City of San José, Valley Water and SFPUC on alternative water supplies related to potential purified water projects, including the building of a demonstration facility that will educate the public about purified water

Financing Sources

Customer Service Charges
The Water and Recycled Water Utilities program is funded through transfers from the Water Utility Fund and the Recycled Water Utility Fund. Both of these utilities generate revenue primarily through customer service charges from both residences and businesses.

Other Fund Contributions
Some projects within the Water and Recycled Water Utilities program serve the Sewer Utility. As this division benefits from the services being enhanced or provided through these projects, there are proportionate contributions made from the Sewer Utility Fund.

Operating Budget Impacts

There are no additional operating budget impacts associated with the funded projects.

Unfunded Needs

Through this five-year CIP, all capital needs in the Water and Recycled Water Utilities program are fully funded.

FUNDED | PROJECTS BUDGETED COST SUMMARY

Water and Recycled Water Utilities Project	2025/26	2026/27	2027/28	2028/29	2029/30	2030/31	Five-Year CIP Total
7005 - Buildings and Grounds	$5,338,623	$1,500,000	$100,000	$100,000	$100,000	$100,000	$1,900,000
7054 - Distribution System Replacement/Restoration	$5,063,355	$3,000,000	$3,000,000	$3,000,000	$3,000,000	$3,000,000	$15,000,000
7057 - Asset Management Program	$522,739	-	-	-	-	-	-
7058 - SCADA Improvements	$645,189	$350,000	$250,000	$100,000	$100,000	$100,000	$900,000
7059 - New and Replacement Wells	$2,560,800	$300,000	$1,800,000	$1,800,000	$300,000	$300,000	$4,500,000
7060 - Tank Rehabilitation	$909,830	-	-	-	-	-	-
7064 - Public Works Paving Support - Water	$500,000	$300,000	$300,000	$300,000	$300,000	$300,000	$1,500,000
7065 - Corvin Property Purchase and Improvements	$6,910,000	-	-	-	-	-	-
7505 - Recycled Water System Mains and Services	$50,000	$50,000	$50,000	$50,000	$50,000	$50,000	$250,000
FY27 Temp 14 - Pressure Regulating Zone Valve Replacement	-	$75,000	$75,000	$75,000	$75,000	$75,000	$375,000
Total Water and Recycled Water Utilities Projects	**$22,500,536**	**$5,575,000**	**$5,575,000**	**$5,425,000**	**$3,925,000**	**$3,925,000**	**$24,425,000**

FUNDED | 7005 - BUILDINGS AND GROUNDS

Project Number:	7005	**Theme / Category:**	Water and Recycled Water Utilities
Year Initiated:	2016	**Project Manager:**	Jason Wong
Planned Completion Year:	Ongoing	**Department:**	Water and Sewer Utility Dept
Project Type:	Ongoing	**Fund:**	592 - Water Utility
Strategic Pillar	02 - Deliver and Enhance High Quality Efficient Services and Infrastructure		
Location	Citywide		

Project Description

This project funds improvements at Water & Sewer Utility grounds and facilities. Examples include emergency generators, pavement, and landscape work at various Water & Sewer sites that may be required to mitigate risk and enhance the resiliency of the utilities. Phase 3 of the citywide Stationary Standby Generator project is scheduled to be completed by the end of FY 2026/27. The FY 2026/27 budget also includes funding for the pavement rehabilitation work that is scheduled to begin at the Silicon Valley Power Utilities Corporation Yard, which is shared by the Water & Sewer Department.

Funding Sources

Customer Service Charges (Water & Sewer)

Funding Sources	All Prior Actuals	2025/26	2026/27	2027/28	2028/29	2029/30	2030/31	Total
Total Sources	$524,593	$5,338,623	$1,500,000	$100,000	$100,000	$100,000	$100,000	**$7,763,216**

Expenditures	All Prior Actuals	2025/26	2026/27	2027/28	2028/29	2029/30	2030/31	Total
Construction	$18,411	$5,202,723	$1,500,000	$100,000	$100,000	$100,000	$100,000	$7,121,134
Contingencies/Misc	$249,887	-	-	-	-	-	-	$249,887
Personnel	$1,395	-	-	-	-	-	-	$1,395
Transfers Out	$254,900	$135,900	-	-	-	-	-	$390,800
Total Expenditures	$524,593	$5,338,623	$1,500,000	$100,000	$100,000	$100,000	$100,000	**$7,763,216**

Operating Impacts			-	-	-	-	-	-

FUNDED | 7054 - DISTRIBUTION SYSTEM REPLACEMENT/RESTORATION

Project Number:	7054	**Theme / Category:**	Water and Recycled Water Utilities
Year Initiated:	2010	**Project Manager:**	Jason Wong
Planned Completion Year:	Ongoing	**Department:**	Water and Sewer Utility Dept
Project Type:	Ongoing	**Fund:**	592 - Water Utility
Strategic Pillar	02 - Deliver and Enhance High Quality Efficient Services and Infrastructure		
Location	Various, Citywide		

Project Description

This project funds the construction, replacement, rehabilitation or relocation of City water mains, backflow preventers, hydrants, meters and related appurtenances not funded by developer contributions. The recently completed Sustainable Water Master Plan called for some capital investments but largely found that existing projects for system replacement were adequate.

Funding Sources

Customer Service Charges (Water)

Funding Sources	All Prior Actuals	2025/26	2026/27	2027/28	2028/29	2029/30	2030/31	Total
Total Sources	$27,170,414	$5,063,355	$3,000,000	$3,000,000	$3,000,000	$3,000,000	$3,000,000	**$47,233,769**

Expenditures	All Prior Actuals	2025/26	2026/27	2027/28	2028/29	2029/30	2030/31	Total
Construction	$19,251,173	$5,063,355	$3,000,000	$3,000,000	$3,000,000	$3,000,000	$3,000,000	$39,314,528
Contingencies/Misc	$448	-	-	-	-	-	-	$448
Engineering	$1,415,167	-	-	-	-	-	-	$1,415,167
Equipment	$38,024	-	-	-	-	-	-	$38,024
Personnel	$6,443,876	-	-	-	-	-	-	$6,443,876
Transfers Out	$21,726	-	-	-	-	-	-	$21,726
Total Expenditures	$27,170,414	$5,063,355	$3,000,000	$3,000,000	$3,000,000	$3,000,000	$3,000,000	**$47,233,769**

Operating Impacts			-	-	-	-	-	-

FUNDED | 7058 - SCADA IMPROVEMENTS

Project Number:	7058	**Theme / Category:**	Water and Recycled Water Utilities
Year Initiated:	2015	**Project Manager:**	Franz Mortensen
Planned Completion Year:	Ongoing	**Department:**	Water and Sewer Utility Dept
Project Type:	Ongoing	**Fund:**	592 - Water Utility
Strategic Pillar	02 - Deliver and Enhance High Quality Efficient Services and Infrastructure		
Location	Citywide		

Project Description

This project funds improvements and upgrades to the existing Supervisory Control and Data Acquisition (SCADA) system, including software and hardware that manages the remote sites. This system, when fully upgraded, will allow for the real time collection of data regarding the operation of the water, sewer, and storm systems, including alarms to warn of dangerous, or soon to be dangerous conditions, and the ability to control the operation of certain assets remotely.

The Department continues to conduct remote site surveys detailing necessary improvements and cost, including deployment to a new fiber backbone. Fiber installation will continue during this five-year plan as will upgrades to the system as necessary.

Funding Sources

Customer Service Charges (Water)

Funding Sources	All Prior Actuals	2025/26	2026/27	2027/28	2028/29	2029/30	2030/31	Total
Total Sources	$3,128,299	$645,189	$350,000	$250,000	$100,000	$100,000	$100,000	**$4,673,488**

Expenditures	All Prior Actuals	2025/26	2026/27	2027/28	2028/29	2029/30	2030/31	Total
Construction	$1,210,695	$645,189	$350,000	$250,000	$100,000	$100,000	$100,000	$2,755,884
Contingencies/Misc	$1,138,081	-	-	-	-	-	-	$1,138,081
Engineering	$581,517	-	-	-	-	-	-	$581,517
Personnel	$6,506	-	-	-	-	-	-	$6,506
Transfers Out	$191,500	-	-	-	-	-	-	$191,500
Total Expenditures	$3,128,299	$645,189	$350,000	$250,000	$100,000	$100,000	$100,000	**$4,673,488**
Operating Impacts			-	-	-	-	-	-

FUNDED | 7059 - NEW AND REPLACEMENT WELLS

Project Number:	7059	**Theme / Category:**	Water and Recycled Water Utilities
Year Initiated:	2015	**Project Manager:**	Jason Wong
Planned Completion Year:	Ongoing	**Department:**	Water and Sewer Utility Dept
Project Type:	Ongoing	**Fund:**	592 - Water Utility
Strategic Pillar	02 - Deliver and Enhance High Quality Efficient Services and Infrastructure		
Location	Citywide		

Project Description

This project provides funding for design, engineering, and construction management services for rehabilitating existing City groundwater wells and the installation of two new wells during the five-year CIP plan. Funding in FY 2027/28 is planned for the construction of a new groundwater well at Serra Tanks. The rehabilitation of a well at the downtown tanks site is planned for FY 2028/29 as well as the construction of a new well at Fire Station 5. Annual funding of $0.3 million for the remaining years of the CIP planning horizon is for the rehabilitation of one well each year based on priority.

Funding Sources

Customer Service Charges (Water)

Funding Sources	All Prior Actuals	2025/26	2026/27	2027/28	2028/29	2029/30	2030/31	Total
Total Sources	$1,317,836	$2,560,800	$300,000	$1,800,000	$1,800,000	$300,000	$300,000	**$8,378,636**

Expenditures	All Prior Actuals	2025/26	2026/27	2027/28	2028/29	2029/30	2030/31	Total
Construction	$293,124	-	-	-	-	-	-	$293,124
Engineering	$963,161	$2,560,800	$300,000	$1,800,000	$1,800,000	$300,000	$300,000	$8,023,961
Equipment	$14,961	-	-	-	-	-	-	$14,961
Personnel	$46,590	-	-	-	-	-	-	$46,590
Total Expenditures	$1,317,836	$2,560,800	$300,000	$1,800,000	$1,800,000	$300,000	$300,000	**$8,378,636**
Operating Impacts			-	-	-	-	-	-

FUNDED | 7064 - PUBLIC WORKS PAVING SUPPORT - WATER

Project Number:	7064	**Theme / Category:**	Water and Recycled Water Utilities
Year Initiated:	2026	**Project Manager:**	Lawrence Tam
Planned Completion Year:	Ongoing	**Department:**	Water and Sewer Utility Dept
Project Type:	Ongoing	**Fund:**	592 - Water Utility
Strategic Pillar	02 - Deliver and Enhance High Quality Efficient Services and Infrastructure		
Location	Citywide		

Project Description	As part of infrastructure projects undertaken by the Department of Public Works, water infrastructure such as valve lids need to be raised to grade. This project funds those improvements.
Funding Sources	Customer Service Charges (Water)

Funding Sources	All Prior Actuals	2025/26	2026/27	2027/28	2028/29	2029/30	2030/31	Total
Total Sources	-	$500,000	$300,000	$300,000	$300,000	$300,000	$300,000	**$2,000,000**

Expenditures	All Prior Actuals	2025/26	2026/27	2027/28	2028/29	2029/30	2030/31	Total
Construction	-	$500,000	$300,000	$300,000	$300,000	$300,000	$300,000	$2,000,000
Total Expenditures	-	$500,000	$300,000	$300,000	$300,000	$300,000	$300,000	**$2,000,000**

Operating Impacts			-	-	-	-	-	-

FUNDED | 7505 - RECYCLED WATER SYSTEM MAINS AND SERVICES

Project Number:	7505	**Theme / Category:**	Water and Recycled Water Utilities
Year Initiated:	2014	**Project Manager:**	Jason Wong
Planned Completion Year:	Ongoing	**Department:**	Water and Sewer Utility Dept
Project Type:	Ongoing	**Fund:**	597 - Recycled Water
Strategic Pillar	07 - Promote Sustainability and Environmental Protection		
Location	Various, Citywide		

Project Description

This project provides funding when funding is not provided by developers, for the installation, upgrade, or extension of recycled water mains for developments on a case-by-case basis as well as the installation of pressure gauges to measure the pressure being received by recycled water customers for approved uses. The City supports the use of recycled water in new and existing developments for irrigation and other non-potable uses. Recycled water supports the City's overall sustainability strategy of offsetting potable water use.

Funding Sources

Customer Service Charges (Recycled Water)

Funding Sources	All Prior Actuals	2025/26	2026/27	2027/28	2028/29	2029/30	2030/31	Total
Total Sources	$859,468	$50,000	$50,000	$50,000	$50,000	$50,000	$50,000	**$1,159,468**

Expenditures	All Prior Actuals	2025/26	2026/27	2027/28	2028/29	2029/30	2030/31	Total
Construction	$327,420	$50,000	$50,000	$50,000	$50,000	$50,000	$50,000	$627,420
Contingencies/Misc	$230	-	-	-	-	-	-	$230
Engineering	$6,572	-	-	-	-	-	-	$6,572
Equipment	$2,886	-	-	-	-	-	-	$2,886
Personnel	$174,917	-	-	-	-	-	-	$174,917
Transfers Out	$347,443	-	-	-	-	-	-	$347,443
Total Expenditures	$859,468	$50,000	$50,000	$50,000	$50,000	$50,000	$50,000	**$1,159,468**

Operating Impacts			-	-	-	-	-	-

FUNDED | FY27 TEMP 14 - PRESSURE REGULATING ZONE VALVE REPLACEMENT

Project Number:	FY27 Temp 14	**Theme / Category:**	Water and Recycled Water Utilities
Year Initiated:	2027	**Project Manager:**	Lawrence Tam
Planned Completion Year:	Ongoing	**Department:**	Water and Sewer Utility Dept
Project Type:	Ongoing	**Fund:**	592 - Water Utility
Strategic Pillar	02 - Deliver and Enhance High Quality Efficient Services and Infrastructure		
Location	Citywide		

Project Description

This project will fund the replacement of the City's 31 pressure regulating zone valves over the next five years. The City's water distribution system consists of three pressure zones and emergency interconnects to adjacent agencies. The zone valves regulate system pressures and flows at the boundaries of pressure zones and are critical for efficient and emergency operations.

Funding Sources

Customer Service Charges (Water)

Funding Sources	All Prior Actuals	2025/26	2026/27	2027/28	2028/29	2029/30	2030/31	Total
Total Sources	-	-	$75,000	$75,000	$75,000	$75,000	$75,000	**$375,000**

Expenditures	All Prior Actuals	2025/26	2026/27	2027/28	2028/29	2029/30	2030/31	Total
Equipment	-	-	$75,000	$75,000	$75,000	$75,000	$75,000	$375,000
Total Expenditures	-	-	$75,000	$75,000	$75,000	$75,000	$75,000	**$375,000**

Operating Impacts			-	-	-	-	-	-

BUDGET AMENDMENTS TO THE FY 2026/27 ADOPTED OPERATING BUDGET

The FY 2025/26 and FY 2026/27 Biennial Operating Budget was approved in June 2025. While there is an adopted operating budget for FY 2026/27, adjustments are needed to reflect revised revenue estimates and updated costs. This section provides details on those recommended adjustments and includes the following:

Summary of Revenue Changes by Fund

This document summarizes the FY 2026/27 Adopted Revenue estimate, the proposed changes, and the FY 2026/27 Amended Revenue estimate by fund.

Summary of Expenditure Changes by Fund

This document summarizes the FY 2026/27 Adopted Expenditures, the proposed changes, and the FY 2026/27 Amended Expenditures by fund.

FY 2026/27 Operating Budget Amendments Detail by Fund

This document provides details on the recommended revenue and expenditure changes by fund. These amendments reflect changes such as negotiated salary agreements and required contributions to the California Public Employee Retirement System (CalPERS) across all operating funds. The recommended amendments also incorporate items identified by departments as critical adjustments needed in their operating budget. The document is sorted by fund type.

Department Operating Changes

This document provides summaries of operating changes by department. Each department summary displays the budget by category and by fund. The FY 2026/27 Adopted and FY 2026/27 Amended budgets are shown for each line item, along with the change between the two budgets. The detail of the budget amendment column is reflected in the FY 2026/27 Operating Budget Amendments section.

OPERATING BUDGET CHANGE SUMMARY | REVENUE

Fund Type		FY 2026/27 Adopted	Budget Amendments	FY 2026/27 Amended
General Fund				
001	General Fund	340,402,275	22,254,924	362,657,199
Total General Fund		**340,402,275**	**22,254,924**	**362,657,199**
Special Revenue Funds				
463	Bridge Maintenance District #2 Fund	93,600	0	93,600
155	Building Development Services Fund	17,482,923	182,133	17,665,056
220	Building Special Programs and Training Fund	44,995	0	44,995
165	City Affordable Housing Fund	1,265,252	0	1,265,252
027	Community Facilities District No. 2019-1 (Lawrence Station) Fund	408,033	9	408,042
026	Convention Center Maintenance District Fund	2,143,265	399,960	2,543,225
025	Downtown Parking Maintenance Fund	160,983	(3,771)	157,212
077	Endowment Care Fund	210,000	73,200	283,200
159	Fire CUPA Fund	2,080,120	30,000	2,110,120
158	Fire Development Service Fund	3,534,750	422,000	3,956,750
121	Gas Tax Fund	3,950,000	0	3,950,000
562	Housing and Urban Development Fund	806,269	(32,788)	773,481
164	Housing Authority Fund	286,710	0	286,710
169	Housing Successor Agency Fund	1,317,124	0	1,317,124
111	Parks and Recreation Operating Grant Trust Fund	167,317	4,733	172,050
076	Perpetual Care Fund	500	900	1,400
221	Public, Educational, and Governmental Fee Fund	200,000	0	200,000
122	Road Maintenance and Rehabilitation (SB1) Fund	3,169,000	181,000	3,350,000
123	Traffic Mitigation Fund	950,000	0	950,000
Total Special Revenue Funds		**38,270,841**	**1,257,376**	**39,528,217**
Enterprise Funds				
093	Cemetery Fund	1,806,587	(116,081)	1,690,506
860	Convention Center Enterprise Fund	19,159,951	19,795	19,179,746
191	Electric Operating Grant Trust Fund	51,266,059	(1,919,632)	49,346,427
091	Electric Utility Fund	946,021,630	50,325,695	996,347,325
094	Sewer Utility Fund	57,104,393	1,310,500	58,414,893
096	Solid Waste Fund	44,060,626	671,650	44,732,276
097	Water Recycling Fund	11,615,151	0	11,615,151
092	Water Utility Fund	82,140,262	4,094,441	86,234,703
Total Enterprise Funds		**1,213,174,659**	**54,386,368**	**1,267,561,027**

OPERATING BUDGET CHANGE SUMMARY | REVENUE

Fund Type		FY 2026/27 Adopted	Budget Amendments	FY 2026/27 Amended
Internal Service Funds				
048	Communication Acquisitions Fund	1,068,501	0	1,068,501
053	Fleet Operations Fund	6,940,571	319,305	7,259,876
045	Information Technology Services Fund	18,417,936	550,852	18,968,788
044	Public Works Capital Projects Management Fund	5,119,299	(1,526,083)	3,593,216
082	Special Liability Insurance Fund	7,655,000	345,000	8,000,000
087	Unemployment Insurance Fund	105,000	63,000	168,000
050	Vehicle Replacement Fund	6,834,019	196,721	7,030,740
081	Workers' Compensation Fund	7,101,000	159,000	7,260,000
Total Internal Service Funds		**53,241,326**	**107,795**	**53,349,121**
Other Agency Funds				
801	Sports and Open Space Authority Fund	10,612	1,388	12,000
Total Other Agency Funds		**10,612**	**1,388**	**12,000**
Debt Service Funds				
491	Electric Utility Debt Service Fund	22,783,040	700,000	23,483,040
413	Measure I General Obligation Bond Debt Service Fund	0	18,122,314	18,122,314
431	Public Facilities Financing Corporation Fund	1,435,579	0	1,435,579
494	Sewer Utility Debt Service Fund	3,300,762	16,703,176	20,003,938
Total Debt Service Funds		**27,519,381**	**35,525,490**	**63,044,871**
Grand Total Revenues		**1,672,619,094**	**113,533,341**	**1,786,152,435**
Less Transfers From and Interfund Revenues*		**(183,799,553)**	**(23,398,141)**	**(207,197,694)**
Net Total Operating Revenues		**1,488,819,541**	**90,135,200**	**1,578,954,741**

** Excludes internal services fund operating budget, non-City Convention Center activities, and all transfers*

OPERATING BUDGET CHANGE SUMMARY

EXPENDITURES

Fund Type		FY 2026/27 Adopted	Budget Amendments	FY 2026/27 Amended
General Fund				
001	General Fund	342,972,517	22,446,291	365,418,808
Total General Fund		**342,972,517**	**22,446,291**	**365,418,808**
Special Revenue Funds				
463	Bridge Maintenance District #2 Fund	420,000	0	420,000
155	Building Development Services Fund	18,188,195	373,471	18,561,666
220	Building Special Programs and Training Fund	44,995	0	44,995
165	City Affordable Housing Fund	1,891,765	(52,093)	1,839,672
027	Community Facilities District No. 2019-1 (Lawrence Station) Fund	406,768	(2,525)	404,243
026	Convention Center Maintenance District Fund	2,143,265	399,960	2,543,225
025	Downtown Parking Maintenance Fund	147,412	82,600	230,012
077	Endowment Care Fund	60,000	40,800	100,800
159	Fire CUPA Fund	1,893,649	189,530	2,083,179
158	Fire Development Service Fund	4,172,373	124,037	4,296,410
121	Gas Tax Fund	2,990,250	625,000	3,615,250
562	Housing and Urban Development Fund	806,269	(32,788)	773,481
164	Housing Authority Fund	471,936	2,583	474,519
169	Housing Successor Agency Fund	1,152,142	12,516	1,164,658
111	Parks and Recreation Operating Grant Trust Fund	167,317	4,733	172,050
076	Perpetual Care Fund	500	900	1,400
221	Public, Educational, and Governmental Fee Fund	200,000	0	200,000
122	Road Maintenance and Rehabilitation (SB1) Fund	2,900,000	1,622,153	4,522,153
123	Traffic Mitigation Fund	750,000	1,001,500	1,751,500
Total Special Revenue Funds		**38,806,836**	**4,392,377**	**43,199,213**
Enterprise Funds				
093	Cemetery Fund	1,671,013	2,526	1,673,539
860	Convention Center Enterprise Fund	19,618,653	(63,926)	19,554,727
191	Electric Operating Grant Trust Fund	40,969,800	24,897,886	65,867,686
091	Electric Utility Fund	850,681,958	103,179,661	953,861,619
094	Sewer Utility Fund	53,615,148	(2,381,510)	51,233,638
096	Solid Waste Fund	44,611,836	1,398,316	46,010,152
097	Water Recycling Fund	12,078,471	(27,469)	12,051,002
092	Water Utility Fund	77,167,824	1,419,258	78,587,082
Total Enterprise Funds		**1,100,414,703**	**128,424,742**	**1,228,839,445**

OPERATING BUDGET CHANGE SUMMARY

EXPENDITURES

Fund Type		FY 2026/27 Adopted	Budget Amendments	FY 2026/27 Amended
Internal Service Funds				
048	Communication Acquisitions Fund	1,068,501	0	1,068,501
053	Fleet Operations Fund	6,951,987	309,632	7,261,619
045	Information Technology Services Fund	18,417,307	551,481	18,968,788
044	Public Works Capital Projects Management Fund	5,119,299	(1,526,083)	3,593,216
082	Special Liability Insurance Fund	7,655,000	874,000	8,529,000
087	Unemployment Insurance Fund	105,000	63,000	168,000
050	Vehicle Replacement Fund	1,863,635	287,365	2,151,000
081	Workers' Compensation Fund	7,101,000	159,000	7,260,000
Total Internal Service Funds		**48,281,729**	**718,395**	**49,000,124**
Other Agency Funds				
801	Sports and Open Space Authority Fund	11,612	388	12,000
Total Other Agency Funds		**11,612**	**388**	**12,000**
Debt Service Funds				
491	Electric Utility Debt Service Fund	22,533,040	700,000	23,233,040
413	Measure I General Obligation Bond Debt Service Fund	0	19,829,924	19,829,924
431	Public Facilities Financing Corporation Fund	1,400,579	215	1,400,794
494	Sewer Utility Debt Service Fund	3,300,762	16,703,176	20,003,938
Total Debt Service Funds		**27,234,381**	**37,233,315**	**64,467,696**
Grand Total of Expenditures by Fund		**1,557,721,778**	**193,215,508**	**1,750,937,286**
Less Transfers Out and Interfund Expenses*		**(302,635,147)**	**(134,167,387)**	**(436,802,534)**
Net Total Operating Expenditures		**1,255,086,631**	**59,048,121**	**1,314,134,752**

** Excludes internal services fund operating budget, non-City Convention Center activities, and all transfers*

DEPARTMENT SUMMARY | ELECTED CITY CLERK'S OFFICE

	FY 2026/27 Adopted	Budget Amendments	FY 2026/27 Amended
Dollars by Category			
Salary and Benefits			
Salary	19,800	(900)	18,900
Retirement	6,415	(259)	6,156
Medicare	287	(13)	274
Total Salary and Benefits	**26,502**	**(1,172)**	**25,330**
Non-Personnel			
Materials/Services/Supplies	599,402	0	599,402
Interfund Services	1,851	5	1,856
Total Non-Personnel	**601,253**	**5**	**601,258**
Total by Category	**627,755**	**(1,167)**	**626,588**
Dollars by Fund			
General Fund	627,755	(1,167)	626,588
Total by Fund	**627,755**	**(1,167)**	**626,588**

DEPARTMENT SUMMARY | ASSISTANT CITY CLERK'S OFFICE

	FY 2026/27 Adopted	Budget Amendments	FY 2026/27 Amended
Dollars by Category			
Salary and Benefits			
Salary	795,823	(2,220)	793,603
As-Needed	59,122	0	59,122
Overtime	1,187	0	1,187
Retirement	286,543	(466)	286,077
Health Allocation	133,202	(4,997)	128,205
Medicare	13,105	(89)	13,016
Social Security	52,206	1,026	53,232
Other Benefits	58,401	(878)	57,523
Total Salary and Benefits	**1,399,589**	**(7,624)**	**1,391,965**
Non-Personnel			
Materials/Services/Supplies	264,204	20,000	284,204
Interfund Services	86,071	156	86,227
Total Non-Personnel	**350,275**	**20,156**	**370,431**
Total by Category	**1,749,864**	**12,532**	**1,762,396**
Dollars by Fund			
General Fund	1,749,864	12,532	1,762,396
Total by Fund	**1,749,864**	**12,532**	**1,762,396**

DEPARTMENT SUMMARY | CITY ATTORNEY'S OFFICE

	FY 2026/27 Adopted	Budget Amendments	FY 2026/27 Amended
Dollars by Category			
Salary and Benefits			
Salary	2,561,455	(13,363)	2,548,092
As-Needed	58,289	0	58,289
Retirement	850,110	(17,370)	832,740
Health Allocation	299,636	(21,919)	277,717
Medicare	40,547	(533)	40,014
Social Security	109,339	7,800	117,139
Other Benefits	140,635	(15,132)	125,503
Total Salary and Benefits	**4,060,011**	**(60,517)**	**3,999,494**
Non-Personnel			
Materials/Services/Supplies	447,520	0	447,520
Interfund Services	267,939	611	268,550
Total Non-Personnel	**715,459**	**611**	**716,070**
Total by Category	**4,775,470**	**(59,906)**	**4,715,564**
Dollars by Fund			
General Fund	4,775,470	(59,906)	4,715,564
Total by Fund	**4,775,470**	**(59,906)**	**4,715,564**

DEPARTMENT SUMMARY | CITY AUDITOR'S OFFICE

	FY 2026/27 Adopted	Budget Amendments	FY 2026/27 Amended
Dollars by Category			
Salary and Benefits			
Salary	420,745	(7,846)	412,899
Retirement	192,108	(1,841)	190,267
Health Allocation	22,772	0	22,772
Medicare	6,526	(114)	6,412
Social Security	20,830	2,084	22,914
Other Benefits	25,912	(288)	25,624
Total Salary and Benefits	**688,893**	**(8,005)**	**680,888**
Non-Personnel			
Materials/Services/Supplies	363,735	10,000	373,735
Interfund Services	42,547	2,172	44,719
Total Non-Personnel	**406,282**	**12,172**	**418,454**
Total by Category	**1,095,175**	**4,167**	**1,099,342**
Dollars by Fund			
General Fund	1,095,175	4,167	1,099,342
Total by Fund	**1,095,175**	**4,167**	**1,099,342**

DEPARTMENT SUMMARY | MAYOR AND CITY COUNCIL OFFICES

	FY 2026/27 Adopted	Budget Amendments	FY 2026/27 Amended
Dollars by Category			
Salary and Benefits			
Salary	730,448	(15,812)	714,636
As-Needed	22,713	635	23,348
Overtime	635	(635)	0
Retirement	223,644	(6,375)	217,269
Health Allocation	72,282	(17,086)	55,196
Medicare	10,966	(281)	10,685
Social Security	29,464	251	29,715
Other Benefits	37,808	(3,816)	33,992
Total Salary and Benefits	**1,127,960**	**(43,119)**	**1,084,841**
Non-Personnel			
Materials/Services/Supplies	118,492	0	118,492
Interfund Services	75,852	142	75,994
Total Non-Personnel	**194,344**	**142**	**194,486**
Total by Category	**1,322,304**	**(42,977)**	**1,279,327**
Dollars by Fund			
General Fund	1,322,304	(42,977)	1,279,327
Total by Fund	**1,322,304**	**(42,977)**	**1,279,327**

DEPARTMENT SUMMARY | CITY MANAGER'S OFFICE

	FY 2026/27 Adopted	Budget Amendments	FY 2026/27 Amended
Dollars by Category			
Salary and Benefits			
Salary	2,734,139	565,920	3,300,059
As-Needed	200,723	0	200,723
Retirement	1,026,564	3,292	1,029,856
Health Allocation	324,700	47,847	372,547
Medicare	48,932	3,619	52,551
Social Security	137,274	24,271	161,545
Other Benefits	168,948	22,367	191,315
Total Salary and Benefits	**4,641,280**	**667,316**	**5,308,596**
Non-Personnel			
Materials/Services/Supplies	1,277,052	49,000	1,326,052
Interfund Services	310,300	157,702	468,002
Total Non-Personnel	**1,587,352**	**206,702**	**1,794,054**
Total by Category	**6,228,632**	**874,018**	**7,102,650**
Dollars by Fund			
General Fund	6,070,190	937,534	7,007,724
Related Santa Clara Developer Fund	158,442	(63,516)	94,926
Total by Fund	**6,228,632**	**874,018**	**7,102,650**

DEPARTMENT SUMMARY | COMMUNITY DEVELOPMENT DEPARTMENT

	FY 2026/27 Adopted	Budget Amendments	FY 2026/27 Amended
Dollars by Category			
Salary and Benefits			
Salary	13,053,352	(29,826)	13,023,526
As-Needed	727,555	0	727,555
Overtime	79,901	0	79,901
Retirement	4,074,581	129,600	4,204,181
Health Allocation	1,735,400	(31,059)	1,704,341
Medicare	195,617	(544)	195,073
Social Security	763,445	28,728	792,173
Other Benefits	711,624	2,868	714,492
Total Salary and Benefits	**21,341,475**	**99,767**	**21,441,242**
Non-Personnel			
Materials/Services/Supplies	4,124,324	45,000	4,169,324
Interfund Services	3,228,248	29,777	3,258,025
Transfers to Other Funds	217,121	112,222	329,343
Total Non-Personnel	**7,569,693**	**186,999**	**7,756,692**
Total by Category	**28,911,168**	**286,766**	**29,197,934**
Dollars by Fund			
General Fund	6,355,866	(16,923)	6,338,943
Building Development Services Fund	18,188,195	373,471	18,561,666
Building Special Programs and Training Fund	44,995	0	44,995
City Affordable Housing Fund	1,891,765	(52,093)	1,839,672
Housing and Urban Development Fund	806,269	(32,788)	773,481
Housing Authority Fund	471,936	2,583	474,519
Housing Successor Agency Fund	1,152,142	12,516	1,164,658
Total by Fund	**28,911,168**	**286,766**	**29,197,934**

DEPARTMENT SUMMARY | ELECTRIC UTILITY DEPARTMENT

	FY 2026/27 Adopted	Budget Amendments	FY 2026/27 Amended
Dollars by Category			
Salary and Benefits			
Salary	49,307,789	(2,935,845)	46,371,944
As-Needed	978,000	(100,000)	878,000
Overtime	10,090,000	(12,000)	10,078,000
Retirement	15,933,484	(952,816)	14,980,668
Health Allocation	5,936,248	(250,793)	5,685,455
Medicare	745,087	(28,595)	716,492
Social Security	3,110,455	101,821	3,212,276
Other Benefits	2,482,374	(113,524)	2,368,850
Total Salary and Benefits	**88,583,437**	**(4,291,752)**	**84,291,685**
Non-Personnel			
Materials/Services/Supplies	51,647,950	13,917,930	65,565,880
Resource/Production	546,013,855	12,882,637	558,896,492
Interfund Services	20,423,198	(68,114)	20,355,084
Transfers to Other Funds	140,608,825	97,062,089	237,670,914
Contribution In Lieu	44,342,493	2,840,523	47,183,016
Capital Outlay	32,000	0	32,000
Total Non-Personnel	**803,068,321**	**126,635,065**	**929,703,386**
Total by Category	**891,651,758**	**122,343,313**	**1,013,995,071**
Dollars by Fund			
Electric Operating Grant Trust Fund	40,969,800	24,897,886	65,867,686
Electric Utility Fund	850,681,958	97,445,427	948,127,385
Total by Fund	**891,651,758**	**122,343,313**	**1,013,995,071**

DEPARTMENT SUMMARY | FINANCE DEPARTMENT

	FY 2026/27 Adopted	Budget Amendments	FY 2026/27 Amended
Dollars by Category			
Salary and Benefits			
Salary	10,011,758	2,452,808	12,464,566
As-Needed	247,782	129,240	377,022
Overtime	19,450	0	19,450
Retirement	3,400,637	852,355	4,252,992
Health Allocation	1,683,629	355,586	2,039,215
Medicare	162,194	35,729	197,923
Social Security	637,884	161,398	799,282
Other Benefits	692,110	155,485	847,595
Total Salary and Benefits	**16,855,444**	**4,142,601**	**20,998,045**
Non-Personnel			
Materials/Services/Supplies	3,798,163	588,796	4,386,959
Interfund Services	1,204,099	(13,809)	1,190,290
Total Non-Personnel	**5,002,262**	**574,987**	**5,577,249**
Total by Category	**21,857,706**	**4,717,588**	**26,575,294**
Dollars by Fund			
General Fund	21,851,708	(1,016,638)	20,835,070
Community Facilities District 2019-1 Lawrence Station Fund	5,998	(8)	5,990
Electric Utility Fund	0	5,734,234	5,734,234
Total by Fund	**21,857,706**	**4,717,588**	**26,575,294**

DEPARTMENT SUMMARY | FIRE DEPARTMENT

	FY 2026/27 Adopted	Budget Amendments	FY 2026/27 Amended
Dollars by Category			
Salary and Benefits			
Salary	39,216,590	884,697	40,101,287
As-Needed	48,635	93,000	141,635
Overtime	3,032,791	367,393	3,400,184
Retirement	23,829,668	223,512	24,053,180
Health Allocation	3,970,741	18,981	3,989,722
Medicare	570,502	11,721	582,223
Social Security	192,962	(1,296)	191,666
Other Benefits	1,425,891	257,414	1,683,305
Total Salary and Benefits	**72,287,780**	**1,855,422**	**74,143,202**
Non-Personnel			
Materials/Services/Supplies	2,153,221	19,801	2,173,022
Interfund Services	9,197,995	730,016	9,928,011
Capital Outlay	565,600	64,700	630,300
Transfers to Other Funds	635	(635)	0
Total Non-Personnel	**11,917,451**	**813,882**	**12,731,333**
Total by Category	**84,205,231**	**2,669,304**	**86,874,535**
Dollars by Fund			
General Fund	78,139,209	2,355,737	80,494,946
Fire Certified Unified Program Agency (CUPA) Fund	1,893,649	189,530	2,083,179
Fire Development Services Fund	4,172,373	124,037	4,296,410
Total by Fund	**84,205,231**	**2,669,304**	**86,874,535**

DEPARTMENT SUMMARY | HUMAN RESOURCES DEPARTMENT

	FY 2026/27 Adopted	Budget Amendments	FY 2026/27 Amended
Dollars by Category			
Salary and Benefits			
Salary	2,549,922	436,860	2,986,782
As-Needed	43,024	50,000	93,024
Retirement	842,214	12,829	855,043
Health Allocation	335,164	148,680	483,844
Medicare	39,391	6,359	45,750
Social Security	139,334	37,740	177,074
Other Benefits	164,181	36,450	200,631
Total Salary and Benefits	**4,113,230**	**728,918**	**4,842,148**
Non-Personnel			
Materials/Services/Supplies	998,381	15,000	1,013,381
Interfund Services	256,475	53,739	310,214
Total Non-Personnel	**1,254,856**	**68,739**	**1,323,595**
Total by Category	**5,368,086**	**797,657**	**6,165,743**
Dollars by Fund			
General Fund	5,368,086	797,657	6,165,743
Total by Fund	**5,368,086**	**797,657**	**6,165,743**

DEPARTMENT SUMMARY | INFORMATION TECHNOLOGY DEPARTMENT

	FY 2026/27 Adopted	Budget Amendments	FY 2026/27 Amended
Dollars by Category			
Salary and Benefits			
Salary	1,855,732	(90,213)	1,765,519
As-Needed	270,782	0	270,782
Retirement	543,471	(62,680)	480,791
Health Allocation	249,060	(72,486)	176,574
Medicare	27,473	(1,147)	26,326
Social Security	79,792	5,868	85,660
Other Benefits	99,452	1,463	100,915
Total Salary and Benefits	**3,125,762**	**(219,195)**	**2,906,567**
Non-Personnel			
Materials/Services/Supplies	14,811,934	770,336	15,582,270
Interfund Services	2,067	340	2,407
Capital Outlay	677,544	0	677,544
Total Non-Personnel	**15,491,545**	**770,676**	**16,262,221**
Total by Category	**18,617,307**	**551,481**	**19,168,788**
Dollars by Fund			
Information Technology Services Fund	18,417,307	551,481	18,968,788
Public, Educational and Governmental Fee Fund	200,000	0	200,000
Total by Fund	**18,617,307**	**551,481**	**19,168,788**

DEPARTMENT SUMMARY | LIBRARY DEPARTMENT

	FY 2026/27 Adopted	Budget Amendments	FY 2026/27 Amended
Dollars by Category			
Salary and Benefits			
Salary	5,454,574	(34,984)	5,419,590
As-Needed	1,130,194	0	1,130,194
Retirement	1,821,729	(1,825)	1,819,904
Health Allocation	811,032	(38,505)	772,527
Medicare	83,373	(667)	82,706
Social Security	341,544	788	342,332
Other Benefits	338,801	(5,160)	333,641
Total Salary and Benefits	**9,981,247**	**(80,353)**	**9,900,894**
Non-Personnel			
Materials/Services/Supplies	2,051,866	9,071	2,060,937
Interfund Services	567,755	40,410	608,165
Total Non-Personnel	**2,619,621**	**49,481**	**2,669,102**
Total by Category	**12,600,868**	**(30,872)**	**12,569,996**
Dollars by Fund			
General Fund	12,600,868	(30,872)	12,569,996
Total by Fund	**12,600,868**	**(30,872)**	**12,569,996**

DEPARTMENT SUMMARY | NON-DEPARTMENTAL

	FY 2026/27 Adopted	Budget Amendments	FY 2026/27 Amended
Dollars by Category			
Salary and Benefits			
Salary	5,730,728	(564,967)	5,165,761
As-Needed	1,542,234	(196,415)	1,345,819
Overtime	4,927,021	(814,212)	4,112,809
Retirement	540,830	77,428	618,258
Health Allocation	190,129	32,918	223,047
Medicare	29,266	1,532	30,798
Social Security	78,458	16,704	95,162
Other Benefits	529,723	20,912	550,635
Total Salary and Benefits	**13,568,389**	**(1,426,100)**	**12,142,289**
Non-Personnel			
Materials/Services/Supplies	27,592,212	(465,719)	27,126,493
Interfund Services	10,466,463	437,584	10,904,047
Transfers to Other Funds	9,305,085	18,891,667	28,196,752
Total Non-Personnel	**47,363,760**	**18,863,532**	**66,227,292**
Total by Category	**60,932,149**	**17,437,432**	**78,369,581**
Dollars by Fund			
General Fund	41,301,884	17,500,970	58,802,854
Convention Center Enterprise Fund	19,618,653	(63,926)	19,554,727
Sports & Open Space Authority Fund	11,612	388	12,000
Total by Fund	**60,932,149**	**17,437,432**	**78,369,581**

DEPARTMENT SUMMARY | PARKS AND RECREATION DEPARTMENT

	FY 2026/27 Adopted	Budget Amendments	FY 2026/27 Amended
Dollars by Category			
Salary and Benefits			
Salary	9,200,472	520,288	9,720,760
As-Needed	3,076,325	(118,498)	2,957,827
Overtime	82,706	0	82,706
Retirement	3,138,639	106,726	3,245,365
Health Allocation	1,730,482	(29,650)	1,700,832
Medicare	144,656	7,597	152,253
Social Security	601,426	37,018	638,444
Other Benefits	631,451	78,579	710,030
Total Salary and Benefits	**18,606,157**	**602,060**	**19,208,217**
Non-Personnel			
Materials/Services/Supplies	6,812,053	(36,761)	6,775,292
Interfund Services	1,938,368	104,477	2,042,845
Transfers to Other Funds	60,500	41,700	102,200
Total Non-Personnel	**8,810,921**	**109,416**	**8,920,337**
Total by Category	**27,417,078**	**711,476**	**28,128,554**
Dollars by Fund			
General Fund	25,258,910	665,034	25,923,944
Cemetery Fund	1,671,013	2,526	1,673,539
Community Facilities District 2019-1 Fund	259,338	(2,517)	256,821
Endowment Care Fund	60,000	40,800	100,800
Parks and Recreation Grant Trust Fund	167,317	4,733	172,050
Perpetual Care Fund	500	900	1,400
Total by Fund	**27,417,078**	**711,476**	**28,128,554**

DEPARTMENT SUMMARY | POLICE DEPARTMENT

	FY 2026/27 Adopted	Budget Amendments	FY 2026/27 Amended
Dollars by Category			
Salary and Benefits			
Salary	47,330,355	1,599,897	48,930,252
As-Needed	875,898	0	875,898
Overtime	2,476,189	188,702	2,664,891
Retirement	29,504,405	(796,685)	28,707,720
Health Allocation	5,491,832	(61,222)	5,430,610
Medicare	739,967	20,765	760,732
Social Security	777,566	1,652	779,218
Other Benefits	2,150,123	(14,068)	2,136,055
Total Salary and Benefits	**89,346,335**	**939,041**	**90,285,376**
Non-Personnel			
Materials/Services/Supplies	3,810,500	0	3,810,500
Interfund Services	11,657,923	170,730	11,828,653
Capital Outlay	1,068,501	0	1,068,501
Total Non-Personnel	**16,536,924**	**170,730**	**16,707,654**
Total by Category	**105,883,259**	**1,109,771**	**106,993,030**
Dollars by Fund			
General Fund	104,713,212	1,109,771	105,822,983
Communication Acquisitions Fund	1,068,501	0	1,068,501
Community Facilities District 2019-1 Lawrence Station Fund	101,546	0	101,546
Total by Fund	**105,883,259**	**1,109,771**	**106,993,030**

DEPARTMENT SUMMARY | DEPARTMENT OF PUBLIC WORKS

	FY 2026/27 Adopted	Budget Amendments	FY 2026/27 Amended
Dollars by Category			
Salary and Benefits			
Salary	18,217,088	(2,202,053)	16,015,035
As-Needed	283,501	25,000	308,501
Overtime	299,427	0	299,427
Retirement	5,829,890	(139,080)	5,690,810
Health Allocation	2,682,773	233,770	2,916,543
Medicare	276,719	7,489	284,208
Social Security	1,158,201	61,659	1,219,860
Other Benefits	996,290	66,476	1,062,766
Total Salary and Benefits	**29,743,889**	**(1,946,739)**	**27,797,150**
Non-Personnel			
Materials/Services/Supplies	15,109,371	358,870	15,468,241
Resource/Production	35,772,849	968,917	36,741,766
Interfund Services	8,336,686	13,438	8,350,124
Franchise Tax	853,745	61,411	915,156
Capital Outlay	1,863,635	374,365	2,238,000
Transfers to Other Funds	8,815,936	3,785,028	12,600,964
Total Non-Personnel	**70,752,222**	**5,562,029**	**76,314,251**
Total by Category	**100,496,111**	**3,615,290**	**104,111,401**
Dollars by Fund			
General Fund	32,558,541	(585,153)	31,973,388
Bridge Maintenance District #2 Fund	420,000	0	420,000
Community Facilities District 2019-1 Lawrence Station Fun	39,886	0	39,886
Convention Center Maintenance District Fund	2,143,265	399,960	2,543,225
Downtown Parking Maintenance District Fund	147,412	82,600	230,012
Fleet Management Fund	6,951,987	309,632	7,261,619
Gas Tax Fund	2,990,250	625,000	3,615,250
Public Works Capital Projects Management Services Fund	5,119,299	(1,526,083)	3,593,216
Road Repair and Accountability Act of 2017 SB1 Fund	2,900,000	1,622,153	4,522,153
Solid Waste Fund	44,611,836	1,398,316	46,010,152
Traffic Mitigation Fund	750,000	1,001,500	1,751,500
Vehicle Replacement Fund	1,863,635	287,365	2,151,000
Total by Fund	**100,496,111**	**3,615,290**	**104,111,401**

DEPARTMENT SUMMARY | WATER AND SEWER UTILITIES DEPARTMENT

	FY 2026/27 Adopted	Budget Amendments	FY 2026/27 Amended
Dollars by Category			
Salary and Benefits			
Salary	10,386,582	(326,334)	10,060,248
As-Needed	267,189	0	267,189
Overtime	309,770	0	309,770
Retirement	3,336,106	(104,406)	3,231,700
Health Allocation	1,670,175	(57,563)	1,612,612
Medicare	153,251	(5,459)	147,792
Social Security	636,093	(4,374)	631,719
Other Benefits	631,320	2,466	633,786
Total Salary and Benefits	**17,390,486**	**(495,670)**	**16,894,816**
Non-Personnel			
Materials/Services/Supplies	11,786,215	732,669	12,518,884
Resource/Production	86,239,900	3,209,900	89,449,800
Interfund Services	10,310,557	(508,365)	9,802,192
Capital Outlay	156,060	0	156,060
Transfers to Other Funds	16,978,225	(3,928,255)	13,049,970
Total Non-Personnel	**125,470,957**	**(494,051)**	**124,976,906**
Total by Category	**142,861,443**	**(989,721)**	**141,871,722**
Dollars by Fund			
Sewer Utility Fund	53,615,148	(2,381,510)	51,233,638
Water Recycling Program Fund	12,078,471	(27,469)	12,051,002
Water Utility Fund	77,167,824	1,419,258	78,587,082
Total by Fund	**142,861,443**	**(989,721)**	**141,871,722**

FY 2026/27 OPERATING BUDGET AMENDMENTS DETAIL BY FUND | GENERAL FUND

Category	Source of Funds	Use of Funds	Explanation
Revenue and Expenditure Changes			
Tax Revenues	11,903,000		Adjusts the tax revenue projections, including increases to the Sales Tax ($8.0 million), Property Tax ($1.8 million) and Transient Occupancy Tax ($2.1 million) categories.
Interest	3,025,000		Increases the interest earnings estimate based on the higher interest yields on the City's portfolio.
Interest - Pension Trust/ Pension Stabilization Reserve	2,171,000		Recognizes anticipated earnings from the Pension Trust that are allocated to the Pension Stabilization Reserve. There is a corresponding increase to the Pension Stabilization Reserve.
Other Fees for Services	(1,543,678)		Adjusts various revenue estimates, including a reduction to stadium-related reimbursements based on the projected costs for FY 2026/27.
Silicon Valley Power (SVP) Transfer	3,791,000		Increases the SVP Transfer based on revised electric utility revenue estimates. In accordance with the City's Charter, SVP pays 5.0% of gross revenues to the General Fund.
Other Revenue	1,149,190		Increases the Other Revenue estimate primarily to reflect an increase to the estimated Santa Clara Stadium Authority Excess revenue contribution ($1.14 million).
Rents Revenue	850,220		Increases the rent revenue estimate to reflect higher projected right-of-way and lease revenues ($1.09 million), partially offset by lower Santa Clara Stadium Authority performance rent (-$0.24 million).
Other Revenue Adjustments	570,000		Adjusts various revenue estimates based on revised projections for franchise fees, licenses and permits, fines and penalties, State revenue, and other agency revenues.
Transfers From Other Funds	339,192		Reflects increases from the following funds: transfer from the Building Development Services Fund (up $114K) and transfer from the Electric Utility Fund (up $225K) based on a revised calculations of the personnel costs that are reimbursed from these funds.

FY 2026/27 OPERATING BUDGET AMENDMENTS DETAIL BY FUND | GENERAL FUND

Category	Source of Funds	Use of Funds	Explanation
Revenue and Expenditure Changes			
Personnel - Salary and Benefit Changes		(972,492)	Adjusts personnel costs to reflect updated salary and benefit costs based on negotiated salary agreements and the latest assumptions, required contributions to the Public Employees Retirement System (PERS), the latest benefit costs based on actual incumbents. This also includes adjustments to the overtime budgets.
Materials, Services, Supplies, and Capital Outlay		714,186	Increases the materials, services and supplies budgets in various departments to account for adjustments in contractual services, maintenance, and supplies based on updated costs (e.g., PeopleSoft license, Property Tax administration, SmartNet contract, General Obligation Bond auditing, paramedic certification, Fire Department wireless service costs).
Interfund Services		1,897,455	Reflects updated costs for interfund services (Information Technology Department services, special liability fund, workers' compensation, Public Works capital project management, vehicle equipment and maintenance, fleet purchases, and communications equipment).
Transfers to Other Funds		19,040,034	Increases the transfer to other funds to reflect the transfer to a new Infrastructure Replacement Capital Fund ($10.4 million), updated 2026/27 proposed capital projects funded in the FY 2026/27 and FY 2027/28 Biennial Capital Budget and Public Work Capital Project Management Costs ($8.9 million), as well as changes to contributions to other funds (Fire Operating Grant Trust Fund, Convention Center Maintenance District Fund, and Downtown Parking Maintenance District Fund).
Finance Department - Shift 5.0 Purchasing Positions to Electric Utility Fund		(1,240,811)	As part of the move of SVP Business Services to the Finance Department, shifts 5.0 existing purchasing positions to the new Purchasing - Electric program. This program is funded by the Electric Utility Fund rather than the General Fund.
City Manager's Office/Non-Departmental - Add 1.0 Position and Unfreeze 1.0 Position		485,119	Adds 1.0 Senior Management Analyst position to support small businesses, including providing assistance through the development process, partially supported by a transfer from the Building Development Services Fund. Unfreeze 1.0 Senior Management Analyst position to provide analytical and administrative support.

FY 2026/27 OPERATING BUDGET AMENDMENTS DETAIL BY FUND | GENERAL FUND

Category	Source of Funds	Use of Funds	Explanation
Revenue and Expenditure Changes			
Human Resources - Add 4.0 Positions		795,542	Adds 2.0 Management Analyst positions to support safety and wellness, 1.0 Management Analyst position to support SVP (funded by a transfer from the Electric Utility Fund), and 1.0 Human Resources Technician position to support recruitment and hiring.
Library Department - Increase Position by 0.25 FTE		45,412	Increases an Office Specialist II position from 0.75 to 1.0 FTE to support increased workload in payroll and office support tasks related to increased staffing, hours and projects.
Parks & Recreation Department - Add 6.0 Positions		1,037,606	Adds a net 6.0 FTE positions in the Parks and Recreation Department to reflect position changes associated with a department-wide organizational restructuring. These staffing changes better align departmental resources with current operational needs, improve service delivery, and address staffing capacity constraints and workload demands. The 6.0 positions include 2.0 Recreation Coordinators, 1.0 Management Analyst (Parks Division), and 3.0 Office Specialist III positions (four 0.75 FTE positions), partially offset by a reduction of $118,498 in the as-needed budget. Position changes also include the following reallocations: 1.0 Deputy Director deleted and 1.0 Assistant Director added; 1.0 Recreation Manager deleted and 1.0 Division Manager (Parks Division) added; and 1.0 Park Maintenance Craftsworker deleted and 1.0 Parks Construction, Maintenance, and Repair Manager added. The amendment also reclassifies 1.0 Recreation Manager to 1.0 Division Manager, 1.0 Health and Wellness Coordinator to 1.0 Recreation Coordinator, 1.0 Office Specialist III to 1.0 Staff Aide I, and 2.0 Recreation Supervisors to 2.0 Recreation Coordinators. In addition, 1.0 Grounds Maintenance Worker I, 2.0 Grounds Maintenance Worker II, and 1.0 Office Specialist will be removed from the frozen position list (positions were previously frozen due to budget shortfalls).

FY 2026/27 OPERATING BUDGET AMENDMENTS DETAIL BY FUND | GENERAL FUND

Category	Source of Funds	Use of Funds	Explanation
Revenue and Expenditure Changes			
Public Works Department - Add 2.95 FTE in the General Fund (7.0 Positions All Funds)		644,240	As a result of an organizational review, adds a total of 7.0 positions, including 1.0 Assistant Director position, 1.0 Division Manager position, 2.0 Senior Engineer (Civil) positions, 1.0 Associate Engineer position, 2.0 Automotive Technician I positions (with a two-year term limit), and 1.0 Assistant Engineer (restore previously frozen position) in the Department of Public Works. These adds are partially offset by a recommended deletion of 1.0 Deputy Director position. The budget figure reflects the General Fund share of the position costs, which totals 2.95 FTE. In addition, 1.0 Automotive Technician III position, 1.0 Street Maintenance Worker I position, and 3.0 Street Maintenance Worker III positions will be removed from the frozen position list (positions were previously frozen due to budget shortfalls).
Subtotal Revenue and Expenditure Changes	**22,254,924**	**22,446,291**	
Reserves and Fund Balance Changes			
Budget Stabilization Reserve Beginning/Ending Balance	550,116	722,116	Adjusts the Budget Stabilization Reserve beginning fund balance to reflect the anticipated carryover from FY 2025/26 and adjusts the ending fund balance to reflect the contribution to the reserve to maintain the 25% reserve level per City Council policy.
Capital Projects Reserve Beginning Fund Balance/Ending Fund Balance	12,548,860	1,697,160	Adjusts the Capital Projects Reserve beginning fund balance based on FY 2025/26 activity. The ending fund balance is increased by a lesser amount due to the allocation of the majority of the additional funds carried over from FY 2025/26 to recommended capital projects in the CIP; the ending fund balance also reflects a contribution of $4.0 million to this reserve.

FY 2026/27 OPERATING BUDGET AMENDMENTS DETAIL BY FUND | GENERAL FUND

Category	Source of Funds	Use of Funds	Explanation
Reserves and Fund Balance Changes			
Reserve for Programmed Capital Projects Beginning Fund Balance/Ending Fund Balance		8,394,500	Increases the Reserve for Programmed Capital Projects ending fund balance to reflect the setting aside of these funds to cover the cost of capital projects recommended after the first year of the five-year CIP (2027/28 through FY 2030/31).
Advanced Planning Fee Reserve	1,307,384	1,304,683	Adjusts the Advanced Planning Fee Reserve beginning and ending fund balance based on FY 2025/26 activity; the FY 2026/27 ending fund balance also reflects the expected activity in FY 2026/27.
Technology Fee Reserve	472,414	240,281	Adjusts the Technology Fee Reserve beginning and ending fund balance based on FY 2025/26 activity; the FY 2026/27 ending fund balance also reflects the expected activity in FY 2026/27.
Land Sale Reserve	8,218,054	8,218,054	Adjusts the Land Sale Reserve beginning and ending fund balance based on FY 2025/26 activity.
Pension Stabilization Reserve	7,539,474	14,557,474	Adjusts the Pension Stabilization Reserve beginning and ending fund balance based on FY 2025/26 activity. The ending fund balance also reflects the allocation of anticipated FY 2026/27 interest earnings from the Pension Trust as well as an additional contribution to the reserve equivalent to one percent of the unfunded actuarial liability, which is the annual target identified in the City's Budget and Fiscal Policies.
Property Tax Education Revenue Augmentation Fund (ERAF) Reserve		189,207	Increases the Property Tax ERAF Reserve ending fund balance to account for the excess ERAF property tax revenue that is subject to legal challenge.
Position Restoration Reserve		3,000,000	Establishes a new Position Restoration Reserve that will be used to fund the restoration of positions previously frozen to address budget shortfalls. This reserve is expected to be used during FY 2026/27 and/or as part of the development of the FY 2027/28 and FY 2028/29 Biennial Operating Budget.
Future Budget Balancing Reserve		6,698,718	Reflects the carryover of the Future Budget Balancing Reserve from FY 2025/26 that was not used in the budget balancing for FY 2026/27. This reserve remains available to address General Fund shortfalls in the future.

FY 2026/27 OPERATING BUDGET AMENDMENTS DETAIL BY FUND | GENERAL FUND

Category	Source of Funds	Use of Funds	Explanation
Reserves and Fund Balance Changes			
Accrued Liability Reserve	1,920,000	1,920,000	Adjusts the Accrued Liability Reserve beginning and ending fund balance based on FY 2025/26 activity.
Unrestricted Beginning Fund Balance/Unrestricted Ending Fund Balance	13,992,945	(584,313)	For the Unrestricted Beginning Fund Balance, reflects the carryover of the unrestricted fund balance from FY 2025/26, including the budgeted balance and projected unspent funds and excess revenue equivalent to 2% of revenues and 2% of expenditures. The decrease to the Unrestricted Ending Fund Balance reflects the combination of budget actions recommended for FY 2026/27; this ending balance totals $3.9 million.
Subtotal Reserves and Fund Balance Changes	**46,549,247**	**46,357,880**	
Total General Fund	**68,804,171**	**68,804,171**	

FY 2026/27 OPERATING BUDGET AMENDMENTS DETAIL BY FUND | SPECIAL REVENUE FUNDS

Bridge Maintenance District #2 Fund (463)			
Category	**Source of Funds**	**Use of Funds**	**Explanation**
Unrestricted Beginning Fund Balance/Unrestricted Ending Fund Balance	37,517	37,517	Adjusts the beginning and ending fund balances based on anticipated fund activity.
Total Bridge Maintenance District #2 Fund	**37,517**	**37,517**	

Building Development Services Fund (155)			
Category	**Source of Funds**	**Use of Funds**	**Explanation**
Building Development Services - Total Salary and Benefits		207,209	Increases personnel costs to reflect updated salary and benefit costs based on negotiated salary agreements, required contributions to the Public Employees Retirement System (PERS), the latest benefit costs, and actual incumbents. The budget also reflects position changes approved by the City Council on March 10, 2026 through Report to Council 26-249 including the addition of 1.0 Communications Coordinator and 1.0 Business Analyst.
Building Development Services - Interfund Services and Services From Other Funds - Cost Allocation Plan		29,040	Reflects updated costs for interfund services (Information Technology Department services, special liability fund, workers' compensation, vehicle equipment and maintenance, fleet purchases, and communications equipment) and the Cost Allocation Plan.
Building Development Services - Materials, Services, and Supplies		25,000	Increases the Materials, Services, and Supplies to provide additional training, conference, and travel resources.
Transfer from the General Fund - Technology Fee Reserve	182,133		Increases the transfer from the General Fund Technology Fee Reserve to reflect the approved portion of funding for two Business Analyst positions in the Building Division. One position was approved as part of the FY 2025/26 and FY 2026/27 Adopted Operating Budget, while the second was approved by the City Council through Report to Council 26-249. Each position is funded 0.70 FTE by the Technology Fee Reserve.

FY 2026/27 OPERATING BUDGET AMENDMENTS DETAIL BY FUND | SPECIAL REVENUE FUNDS

Building Development Services Fund (155) Cont'd.			
Category	**Source of Funds**	**Use of Funds**	**Explanation**
Transfer to the General Fund		114,072	Increases the transfer to the General Fund to reflect Code Enforcement personnel costs eligible to be covered by building fees. This transfer also reflects the funding of 0.50 FTE of a Senior Management Analyst position recommended to be added as part of this budget to the City Manager's Office to provide increased assistance to small businesses through the development review and permitting process.
Transfer to the General Government Capital Fund		(2,850)	Decreases the transfer to the General Government Capital Fund to reflect updated costs associated with the recommended capital improvement program projects.
Transfer to the Public Buildings Capital Fund		1,000	Increases the transfer to the Public Buildings Capital Fund to reflect updated costs associated with the recommended capital improvement program projects.
Reserve - Civic Center Campus Future Needs Beginning and Ending Fund Balance	5,000,000	5,000,000	Adjusts the Civic Center Campus Future Needs Reserve balance based on the FY 2025/26 contribution that is carried over to FY 2026/27.
Unrestricted Beginning Fund Balance/Unrestricted Ending Fund Balance	(1,198,997)	(1,390,335)	Adjusts the beginning and ending fund balances based on anticipated fund activity.
Total Building Development Services Fund	**3,983,136**	**3,983,136**	

Building Special Programs and Training Fund (220)			
Category	**Source of Funds**	**Use of Funds**	**Explanation**
Beginning and Ending Fund Balance - CASp Reserve	(8,385)	(8,385)	Adjusts the beginning and ending fund balances for the CASp Reserve based on anticipated fund activity.
Beginning and Ending Fund Balance - Seismic Admin Reserve	14,044	14,044	Adjusts the beginning and ending fund balances for the Seismic Admin Reserve based on anticipated fund activity.

FY 2026/27 OPERATING BUDGET AMENDMENTS DETAIL BY FUND | SPECIAL REVENUE FUNDS

Building Special Programs and Training Fund (220) Cont'd.			
Category	**Source of Funds**	**Use of Funds**	**Explanation**
Beginning and Ending Fund Balance - Building Standard Reserve	522	522	Adjusts the beginning and ending fund balances for the Building Standard Reserve based on anticipated fund activity.
Total Building Special Programs and Training Fund	**6,181**	**6,181**	

City Affordable Housing Fund (165)			
Category	**Source of Funds**	**Use of Funds**	**Explanation**
City Affordable Housing - Total Salary and Benefits		(56,089)	Decreases personnel costs to reflect updated salary and benefit costs based on negotiated salary agreements, required contributions to the Public Employees Retirement System (PERS), the latest benefit costs, and actual incumbents.
City Affordable Housing - Materials/Services/Supplies		75,000	Reallocates funding from the capital outlay appropriation to the Materials/Services/Supplies budget to reflect actual activity.
City Affordable Housing - Capital Outlay		(75,000)	Reallocates funding to the Materials/Services/Supplies budget from the capital outlay appropriation to reflect actual activity.
City Affordable Housing - Interfund Services		3,996	Reflects updated costs for interfund services (Information Technology Department services, special liability fund, workers' compensation, vehicle equipment and maintenance, fleet purchases, and communications equipment) and the Cost Allocation Plan.
Beginning and Ending Fund Balance - Civic Center Drive	(4,944,484)	(4,944,484)	Eliminates the Civic Center Drive Reserve; this funding was shifted to the City Affordable Housing Capital Fund as approved by the City Council on January 27, 2026.
Unrestricted Beginning Fund Balance/Unrestricted Ending Fund Balance	4,649,218	4,701,311	Adjusts the beginning and ending fund balances based on anticipated fund activity.
Total City Affordable Housing Fund	**(295,266)**	**(295,266)**	

FY 2026/27 OPERATING BUDGET AMENDMENTS DETAIL BY FUND | SPECIAL REVENUE FUNDS

Community Facilities District 2019-1 Fund (027)			
Category	**Source of Funds**	**Use of Funds**	**Explanation**
Special Tax Revenues	9		Increases the special tax revenues estimate based on updated tax and CPI rate projections and updated residential development construction timeline.
Community Facilities District 2019-1 - Contractual Services		(2,525)	Decreases contractual services costs to reflect tax consultant agreement renewal.
Capital Reserve Beginning Fund Balance/Capital Reserve Ending Fund Balance	(743)	(742)	Adjusts the Capital Reserve beginning fund balance based on anticipated fund activity.
Unrestricted Beginning Fund Balance/Unrestricted Ending Fund Balance	59,234	61,767	Adjusts the beginning and ending fund balances based on anticipated fund activity.
Total Community Facilities District 2019-1 Fund	**58,500**	**58,500**	

Convention Center Maintenance District Fund (026)			
Category	**Source of Funds**	**Use of Funds**	**Explanation**
Other Fees for Services	247,822		Increases the other fees for services revenue estimate to align with updated contributions to support shared maintenance and operations cost consistent with the Director's Report brought forward for the district.
Transfer from the General Fund	152,138		Increases the transfer from the General Fund to align with updated contributions to support shared maintenance and operations cost consistent with the Director's Report brought forward for the district.
Public Works - Salary and Benefits		128	Increases personnel costs to reflect updated salary and benefit costs for budgeted positions.
Public Works - Contractual Services		399,886	Increases the routine maintenance expenses based on an assessment of needs. The revised cost is consistent with the Director's Report brought forward for the district.
Public Works - Interfund Services and Cost Allocation Plan		(54)	Reflects updated costs for interfund services (special liability fund and workers' compensation) and the City's Cost Allocation Plan.
Total Convention Center Maintenance District Fund	**399,960**	**399,960**	

FY 2026/27 OPERATING BUDGET AMENDMENTS DETAIL BY FUND | SPECIAL REVENUE FUNDS

Developer Traffic Payments Fund (124)			
Category	**Source of Funds**	**Use of Funds**	**Explanation**
Beginning and Ending Fund Balance - Restricted Regional Traffic Mitigation Fees	764,530	764,530	Adjusts the Restricted Regional Traffic Mitigation Fees beginning and ending fund balances based on anticipated fund activity.
Beginning and Ending Fund Balance - Restricted Traffic Fair Share Fees	5,180,072	5,180,072	Adjusts the Restricted Traffic Fair Share Fees beginning and ending fund balances based on anticipated fund activity.
Restricted Beginning Fund Balance/Restricted Ending Fund Balance	(5,637,054)	(5,637,054)	Adjusts the beginning and ending fund balances based on anticipated fund activity.
Total Developer Traffic Payments Fund	**307,548**	**307,548**	

Downtown Parking Maintenance District Fund (025)			
Category	**Source of Funds**	**Use of Funds**	**Explanation**
Interest	3,344		Increases the interest earnings revenue estimate to reflect actual collection trends.
Misc. Charges for Current Services	(3,344)		Decreases the property owner payments towards the district's costs and expenses due to higher interest earned from prior years' property owner assessments that are applied to the payment.
Transfer from the General Fund	(3,771)		Decreases the transfer from the General Fund based on anticipated expenditures for maintenance and operations.
Public Works - Salary and Benefits		(3,778)	Decreases personnel costs to reflect updated salary and benefit costs for budgeted positions.
Public Works - Interfund Services		(622)	Decreases the allocation for interfund services based on the FY 2026/27 distribution of costs across City funds.
Public Works - Capital Outlay		87,000	Establishes a capital outlay appropriation based on planned capital repairs.
Beginning Fund Balance Reserve for Maintenance/Ending Fund Balance Reserve for Maintenance	3,925	(83,075)	Adjusts the beginning and ending fund balance for the Reserve for Maintenance based on anticipated fund activity.

FY 2026/27 OPERATING BUDGET AMENDMENTS DETAIL BY FUND | SPECIAL REVENUE FUNDS

Downtown Parking Maintenance District Fund (025) Cont'd.			
Category	**Source of Funds**	**Use of Funds**	**Explanation**
Unrestricted Beginning Fund Balance/Unrestricted Ending Fund Balance	15,603	16,232	Adjusts the beginning and ending fund balances based on anticipated fund activity.
Total Downtown Parking Maintenance District Fund	**15,757**	**15,757**	

Endowment Care Fund (077)			
Category	**Source of Funds**	**Use of Funds**	**Explanation**
Other Fees for Services	32,400		Increases the other fees for services revenue estimate based on actual revenue trends.
Interest	40,800		Increases the interest earnings revenue estimate to reflect actual collection trends.
Transfer to the Cemetery Fund		40,800	Increases the transfer to the Cemetery Fund based on updated interest earnings.
Unrestricted Beginning Fund Balance/Unrestricted Ending Fund Balance	203,794	236,194	Adjusts the beginning and ending fund balances based on anticipated fund activity.
Total Endowment Care Fund	**276,994**	**276,994**	

Fire CUPA Fund (159)			
Category	**Source of Funds**	**Use of Funds**	**Explanation**
Interest	30,000		Increases the interest earnings revenue estimate to reflect actual collection trends.
Fire CUPA Services - Total Salary and Benefits		160,172	Increases personnel costs to reflect updated salary and benefit costs based on negotiated salary agreements, required contributions to the Public Employees Retirement System (PERS), the latest benefit costs, and actual incumbents. This also reflects an increase to the As-Needed staffing budget ($68,000) and a net increase to the number of FTE allocated to this Fund based on actual workload.
Fire CUPA Services - Materials/Services/Supplies		15,600	Increases the Materials/Services/Supplies budget to reflect actual activity.

FY 2026/27 OPERATING BUDGET AMENDMENTS DETAIL BY FUND | SPECIAL REVENUE FUNDS

Fire CUPA Fund (159) Cont'd.			
Category	**Source of Funds**	**Use of Funds**	**Explanation**
Fire CUPA Services - Interfund Services and Services From Other Funds - Cost Allocation Plan		13,758	Reflects updated costs for interfund services (Information Technology Department services, special liability fund, workers' compensation, vehicle equipment and maintenance, fleet purchases, and communications equipment) and the Cost Allocation Plan.
Unrestricted Beginning Fund Balance/Unrestricted Ending Fund Balance	539,161	379,631	Adjusts the beginning and ending fund balances based on anticipated fund activity.
Total Fire CUPA Fund	**569,161**	**569,161**	

Fire Development Services Fund (158)			
Category	**Source of Funds**	**Use of Funds**	**Explanation**
Other Fees for Service	411,000		Increases the revenue estimate for Fire development fees based on actual trends and updated revenue projections.
Interest	11,000		Increases the interest earnings revenue estimate to reflect actual collection trends.
Fire Development Services - Total Salary and Benefits		(5,033)	Decreases personnel costs to reflect updated salary and benefit costs based on negotiated salary agreements, required contributions to the Public Employees Retirement System (PERS), the latest benefit costs, and actual incumbents. This also reflects an increase to the As-Needed staffing budget ($25,000) and a net decrease to the number of FTE allocated to this Fund based on actual workload.
Fire Development Services - Materials/Services/Supplies		9,412	Increases the Materials/Services/Supplies budget to reflect actual activity.
Fire Development Services - Interfund Services and Services From Other Funds - Cost Allocation Plan		120,293	Reflects updated costs for interfund services (Information Technology Department services, special liability fund, workers' compensation, vehicle equipment and maintenance, fleet purchases, and communications equipment) and the Cost Allocation Plan.
Transfer to the General Government Capital Fund		(635)	Decreases the transfer to the General Government Capital Fund to reflect the updated cost for capital projects programmed in the FY 2026/27 proposed capital budget.
Reserve - Civic Center Campus Future Needs Beginning and Ending Fund Balance	1,000,000	1,000,000	Adjusts the Civic Center Campus Future Needs Reserve balance based on the FY 2025/26 contribution that is carried over to FY 226/27.

FY 2026/27 OPERATING BUDGET AMENDMENTS DETAIL BY FUND | SPECIAL REVENUE FUNDS

Fire Development Services Fund (158) Cont'd.			
Category	**Source of Funds**	**Use of Funds**	**Explanation**
Unrestricted Beginning Fund Balance/Unrestricted Ending Fund Balance	241,179	539,142	Adjusts the beginning and ending fund balances based on anticipated fund activity.
Total Fire Development Services Fund	**1,663,179**	**1,663,179**	

Fire Operating Grant Trust Fund (178)			
Category	**Source of Funds**	**Use of Funds**	**Explanation**
Unrestricted Beginning Fund Balance/Unrestricted Ending Fund Balance	(176,603)	(176,603)	Adjusts the beginning and ending fund balances based on anticipated fund activity.
Total Fire Operating Grant Trust Fund	**(176,603)**	**(176,603)**	

Gas Tax Fund (121)			
Category	**Source of Funds**	**Use of Funds**	**Explanation**
Transfer to the Streets and Highways Capital Fund		625,000	Increases the transfer from the Gas Tax Fund to the Streets and Highways Capital Fund to align with funding required for various Transportation capital projects.
Unrestricted Beginning Fund Balance/Unrestricted Ending Fund Balance	149,882	(475,118)	Adjusts the beginning and ending fund balances based on anticipated fund activity.
Total Gas Tax Fund	**149,882**	**149,882**	

Housing and Urban Development Fund (562)			
Category	**Source of Funds**	**Use of Funds**	**Explanation**
Other Revenue	(32,788)		Decreases revenues to reflect the estimated resources from the U.S. Department of Housing and Urban Development in the form of program income. These amounts are subject to change pending the City Council's approval of the Final Annual Action Plan on May 5, 2026.
Housing and Urban Development - Public Services		(29,591)	Decreases the Public Services appropriation based on the anticipated activity for CDBG programs and administration costs. These amounts are subject to change pending the City Council's approval of the Final Annual Action Plan on May 5, 2026.

FY 2026/27 OPERATING BUDGET AMENDMENTS DETAIL BY FUND | SPECIAL REVENUE FUNDS

Housing and Urban Development Fund (562) Cont'd.			
Category	**Source of Funds**	**Use of Funds**	**Explanation**
Housing and Urban Development - HOME Administrative Contracts		(3,197)	Decreases the HOME administrative contracts appropriation based on the anticipated activity for HOME programs and administration costs. These amounts are subject to change pending the City Council's approval of the Final Annual Action Plan on May 5, 2026.
Total Housing and Urban Development Fund	**(32,788)**	**(32,788)**	

Housing Authority Fund (164)			
Category	**Source of Funds**	**Use of Funds**	**Explanation**
Housing Authority - Total Salary and Benefits		2,069	Increases personnel costs to reflect updated salary and benefit costs based on negotiated salary agreements, required contributions to the Public Employees Retirement System (PERS), the latest benefit costs, and actual incumbents.
Housing Authority - Interfund Services		514	Reflects updated costs for interfund services (Information Technology Department services, special liability fund, workers' compensation, vehicle equipment and maintenance, fleet purchases, and communications equipment) and the Cost Allocation Plan.
Unrestricted Beginning Fund Balance/Unrestricted Ending Fund Balance	473,004	470,421	Adjusts the beginning and ending fund balances based on anticipated fund activity.
Total Housing Authority Fund	**473,004**	**473,004**	

Housing Successor Agency Fund (169)			
Category	**Source of Funds**	**Use of Funds**	**Explanation**
Housing Successor Agency - Total Salary and Benefits		9,813	Increases personnel costs to reflect updated salary and benefit costs based on negotiated salary agreements, required contributions to the Public Employees Retirement System (PERS), the latest benefit costs, and actual incumbents.

FY 2026/27 OPERATING BUDGET AMENDMENTS DETAIL BY FUND | SPECIAL REVENUE FUNDS

Housing Successor Agency Fund (169) Cont'd.			
Category	**Source of Funds**	**Use of Funds**	**Explanation**
Housing Successor Agency - Interfund Services and Services From Other Funds - Cost Allocation Plan		2,703	Reflects updated costs for interfund services (Information Technology Department services, special liability fund, workers' compensation, vehicle equipment and maintenance, fleet purchases, and communications equipment) and the Cost Allocation Plan.
Unrestricted Beginning Fund Balance/Unrestricted Ending Fund Balance	(283,751)	(296,267)	Adjusts the beginning and ending fund balances based on anticipated fund activity.
Total Housing Successor Agency Fund	**(283,751)**	**(283,751)**	

Parks and Recreation Operating Grant Trust Fund (111)			
Category	**Source of Funds**	**Use of Funds**	**Explanation**
Other Agencies Revenue	15,028		Increases the Other Agencies Revenue estimate to reflect anticipated activity.
Transfer from the General Fund	(10,295)		Decreases the transfer from the General Fund to reflect updated activity.
Parks and Recreation - Senior Nutrition Program		4,733	Increases the Senior Nutrition Program appropriation to reflect anticipated funding.
Unrestricted Beginning Fund Balance/Unrestricted Ending Fund Balance	(11,736)	(11,736)	Adjusts the beginning and ending fund balances based on anticipated fund activity.
Total Parks and Recreation Operating Grant Fund	**(7,003)**	**(7,003)**	

Public, Educational and Governmental Fee Fund (221)			
Category	**Source of Funds**	**Use of Funds**	**Explanation**
Unrestricted Beginning Fund Balance/Unrestricted Ending Fund Balance	818,029	818,029	Adjusts the beginning and ending fund balances based on anticipated fund activity.
Total Public, Educational and Governmental Fee Fund	**818,029**	**818,029**	

FY 2026/27 OPERATING BUDGET AMENDMENTS DETAIL BY FUND | SPECIAL REVENUE FUNDS

Road Maintenance and Rehabilitation (SB1) Fund (122)			
Category	**Source of Funds**	**Use of Funds**	**Explanation**
Public Works - SB 1 Revenue	100,000		Increases the revenue estimate for SB1 collections based upon updated information included in the California Local Government Finance Almanac.
Interest	81,000		Increases the interest revenue estimate to account for anticipated lower cash balances after transfer of funds.
Transfer to Streets and Highways Capital Fund		1,622,153	Increases the transfer from the Road Maintenance and Rehabilitation (SB1) Fund to the Streets and Highways Capital Fund to provide additional funding required for various Transportation capital projects.
Unrestricted Beginning Fund Balance/Unrestricted Ending Fund Balance	625,507	(815,646)	Adjusts the beginning and ending fund balances based on anticipated fund activity.
Total Road Maintenance and Rehabilitation (SB1) Fund	**806,507**	**806,507**	

Traffic Mitigation Fund (123)			
Category	**Source of Funds**	**Use of Funds**	**Explanation**
Transfer to the Streets and Highways Capital Fund		1,001,500	Increases the transfer to the Streets and Highways Capital Fund to align with funding required for various Transportation capital projects.
Unrestricted Beginning Fund Balance/Unrestricted Ending Fund Balance	2,055,111	1,053,611	Adjusts the beginning and ending fund balances based on anticipated fund activity.
Total Traffic Mitigation Fund	**2,055,111**	**2,055,111**	

Total Special Revenue Funds	**10,255,894**	**10,255,894**

FY 2026/27 OPERATING BUDGET AMENDMENTS DETAIL BY FUND | ENTERPRISE FUNDS

Cemetery Fund (093)			
Category	**Source of Funds**	**Use of Funds**	**Explanation**
Other Fees for Services	12,000		Increases the Other Fees for Services estimate to reflect anticipated activity.
Transfer from the General Fund	(169,781)		Decreases the transfer from the General Fund to reflect anticipated needs.
Transfer from the Endowment Care Fund	40,800		Increases the transfer from the Endowment Care Fund to reflect updated interest earnings in the fund.
Transfer from the Perpetual Care Fund	900		Increases the transfer from the Perpetual Care Fund to reflect updated interest earnings in the fund.
Parks and Recreation - Cemetery - Salary and Benefits		(69,363)	Decreases personnel costs to reflect updated salary and benefit costs based on negotiated salary agreements, required contributions to the Public Employees Retirement System (PERS), the latest benefit costs, and actual incumbents.
Parks and Recreation - Cemetery - Interfund Services and Services From Other Funds - Cost Allocation Plan		71,889	Reflects updated costs for interfund services (Information Technology Department services, special liability fund, workers' compensation, vehicle equipment and maintenance, fleet purchases, and communications equipment) and the Cost Allocation Plan.
Unrestricted Beginning Fund Balance/Unrestricted Ending Fund Balance	600,577	481,970	Adjusts the beginning and ending fund balances based on anticipated fund activity.
Total Cemetery Fund	**484,496**	**484,496**	

Convention Center Enterprise Fund (860)			
Category	**Source of Funds**	**Use of Funds**	**Explanation**
Rent	(428,400)		Eliminates the revenue estimate for rent associated with the Hyatt Ballroom lease. This revenue is recorded in the General Fund initially, and budgeted as a transfer from the General Fund to the Convention Center Enterprise Fund.
Transfer from the General Fund	448,195		Establishes a transfer from the General Fund to reflect the ballroom lease revenue. This was previously budgeted under the rent category.

FY 2026/27 OPERATING BUDGET AMENDMENTS DETAIL BY FUND | ENTERPRISE FUNDS

Convention Center Enterprise Fund (860) Cont'd.			
Category	**Source of Funds**	**Use of Funds**	**Explanation**
Non-Departmental - Total Salary and Benefits		(63,995)	Decreases the personnel costs to reflect updated salary and benefit costs based on negotiated salary agreements, required contributions to the Public Employees Retirement System (PERS), the latest benefit costs, and actual incumbents.
Non-Departmental - Services from Other Funds - Cost Allocation Plan		69	Reflects updated costs for interfund services (Information Technology Department services, special liability fund, workers' compensation, vehicle equipment and maintenance, fleet purchases, and communications equipment) and the Cost Allocation Plan.
Beginning and Ending Fund Balance - Restricted - Levy	182,283	182,283	Adjusts the beginning and ending Restricted - Levy fund balance based on anticipated fund activity.
Beginning and Ending Fund Balance - Operation and Maintenance Reserve	2,500,000	2,500,000	Adjusts the beginning and ending Operations and Maintenance Reserve based on anticipated fund activity.
Unrestricted Beginning Fund Balance/Unrestricted Ending Fund Balance	(572,194)	(488,473)	Adjusts the beginning and ending fund balances based on anticipated fund activity.
Total Convention Center Enterprise Fund	**2,129,884**	**2,129,884**	

Electric Operating Grant Trust Fund (191)			
Category	**Source of Funds**	**Use of Funds**	**Explanation**
Charges for Services	1,680,545		Increases the revenue estimate based on the updated load forecast which anticipates higher energy sales.
Greenhouse Gas	(3,378,661)		Decreases the revenue estimate based on anticipated auction floor prices.
Interest	(221,516)		Decreases interest and investment income estimate based on updated forecasted interest rates and projected cash on hand.
Electric Department - Contribution In-Lieu		84,028	Increases the contribution in-lieu cost to align with the higher revenue estimates.

FY 2026/27 OPERATING BUDGET AMENDMENTS DETAIL BY FUND | ENTERPRISE FUNDS

Electric Operating Grant Trust Fund (191) Cont'd.			
Category	Source of Funds	Use of Funds	Explanation
Electric Department - Total Salary and Benefits		168,477	Increases personnel costs to reflect updated salary and benefit costs based on negotiated salary agreements, required contributions to the Public Employees Retirement System (PERS), the latest benefit costs, and actual incumbents. Also, this includes the addition of 1.0 Program Manager and 1.0 Staff Aide II to support the Public Benefits Program.
Electric Department - Materials/Services/Supplies (IT Equipment)		9,200	Increases the materials/services/supplies budget one-time for IT equipment for the new positions, 1.0 Program Manager and 1.0 Staff Aide II.
Electric Department - Materials/Services/Supplies		633,200	Reflects a net increase to the Material/Services/Supplies budget. This includes increases for various programs: TRC Solutions, Inc. for Residential Electrification Rebate Program contractor ($587,100), Income Verification for Income-Qualified Programs ($126,000), Energy Efficiency Education e-newsletter ($8,500), and purchase of an EV Truck for Customer Engagement Team to accommodate transportation of all supplies for events ($65,000). These increases are partially offset by decreases for various programs no longer in use, including APPA Smart Energy Management (Spring & Fall) (-$1,000), Software On Line audit tool for Home Energy Audits (-$25,000) , Efficiency Services Group, LLC Rebate Processing (-$125,000) , and California Lighting Technology Center (CLTC) Affiliate (-$2,400).
Electric Department - Mandated Program Costs (Residential Rebate Program)		1,000,000	Increases the Mandated Program Costs budget from $750,000 to $1,750,000 based on projected use for residential EV and HVAC rebate programs.
Electric Department - Mandated Program Costs (Commercial Rebate Program)		1,000,000	Increases the Mandated Program Costs budget from $3,500,000 to $4,500,000 for anticipated increased participation for commercial rebate programs and additional programs such as incentives for small business.
Electric Department - Mandated Program Costs (Residential Electrification Multifamily/ADU Rebate Program)		750,000	Increases the Mandated Program Costs budget for TRC Solutions, Inc. for Residential Electrification Multifamily/ADU Rebate Program.

FY 2026/27 OPERATING BUDGET AMENDMENTS DETAIL BY FUND | ENTERPRISE FUNDS

Electric Operating Grant Trust Fund (191) Cont'd.			
Category	**Source of Funds**	**Use of Funds**	**Explanation**
Electric Department - Interfund Services and Services From Other Funds - Cost Allocation Plan		3,660	Reflects updated costs for interfund services (Information Technology Department services, special liability fund, workers' compensation, vehicle equipment and maintenance, fleet purchases, and communications equipment) and the Cost Allocation Plan.
Transfer to Electric Utility Capital Fund		3,010,000	Increases the transfer to the Electric Utility Capital Fund for the Revenue Metering Improvement Project.
Transfer to Electric Utility Fund		(11,089,383)	Decreases the transfer to the Electric Utility Fund from Greenhouse Gas revenue to pay for renewable power purchase under resource and production expenses.
Transfer to Electric Utility Fund		28,000,000	Increases the transfer to the Electric Utility Fund from Public Benefits Charges to pay for renewable power purchase under resource and production expenses.
Transfer to Streets and Highways Capital Fund		1,328,704	Increases the transfer to the Streets and Highway Capital Fund for the Cupertino-Santa Clara On-Demand Shuttle CIP Project #1288.
Beginning and Ending Fund Balance - Public Benefits	5,449,406	(28,111,116)	Adjusts the beginning and ending fund balances for Public Benefits based on anticipated fund activity.
Beginning and Ending Fund Balance - Low Carbon Fuel	(933,773)	(2,078,460)	Adjusts the beginning and ending fund balances for Low Carbon Fuel based on anticipated fund activity.
Beginning and Ending Fund Balance - Greenhouse Gas	(2,646,675)	5,241,016	Adjusts the beginning and ending fund balances for Greenhouse Gas based on anticipated fund activity.
Total Electric Operating Grant Trust Fund	**(50,674)**	**(50,674)**	

Electric Utility Fund (091)			
Category	**Source of Funds**	**Use of Funds**	**Explanation**
Customer Service Charge	57,245,926		Increases the revenue to reflect the updated load forecast based on historical load and anticipated growth.
Interest	4,519,109		Increases interest and investment income estimate based on updated forecasted interest rates and projected cash on hand.

FY 2026/27 OPERATING BUDGET AMENDMENTS DETAIL BY FUND | ENTERPRISE FUNDS

Electric Utility Fund (091) Cont'd.			
Category	**Source of Funds**	**Use of Funds**	**Explanation**
Wholesale and Restricted Revenue	(34,721,877)		Decreases in revenue to reflect the following: decreases in Capacity Sales ($35.1 M) and Congestion Rights ($0.7 M) revenues, and an increase in Renewable Energy Credit ($1.1 M) revenue.
Other Revenue	6,735,000		Increase in revenue for anticipated insurance payments to help partially cover the rental of an engine for the Donald Von Raesfeld (DVR) power plant.
Other Revenue	(363,080)		Decrease in revenue based on anticipated participation in the Large Customer Renewable Energy (LCRE) program.
Transfer from Electric Operating Grant Trust Fund	16,910,617		Increases the transfer from the Electric Operating Grant Trust Fund to pay for resources and production costs to purchase renewable power.
Electric Department - Total Salary and Benefits		1,033,561	Increases personnel costs to reflect updated salary and benefit costs based on negotiated salary agreements, required contributions to the Public Employees Retirement System (PERS), the latest benefit costs, and actual incumbents. This includes the addition of 1.0 Management Analyst to assist with Engineering division and 1.0 Key Customer Representative in the Key Accounts group to provide customer support. This also includes the additional cost for 1.0 Management Analyst in the Finance Business Services Group and 5.0 FTEs in the new SVP Purchasing program in Finance which shifted positions to the Finance Department as part of a restructure to provide support to the Electric Department and are charged directly to the Electric Utility Fund. Lastly, this includes $830,000 set aside for recommended position adds that will be identified in the Electric department organizational review report that is anticipated to be brought forward during FY 2026/27.
Electric Department - Interfund Services and Services From Other Funds - Cost Allocation Plan		(349,676)	Reflects updated costs for interfund services (Information Technology Department services, special liability fund, workers' compensation, vehicle equipment and maintenance, fleet purchases, and communications equipment) and the Cost Allocation Plan.

FY 2026/27 OPERATING BUDGET AMENDMENTS DETAIL BY FUND | ENTERPRISE FUNDS

Electric Utility Fund (091) Cont'd.			
Category	Source of Funds	Use of Funds	Explanation
Electric Department - Materials/Services/Supplies (City Sponsored Events through Parks and Recreation)		59,000	Increases the Materials/Services/Supplies budget for sponsoring City events. RTC 26-71 approved by Council on February 10, 2026, provided funding options for the Fourth of July Celebration that included sponsorship from SVP. This action increases the currently budgeted amount for sponsorships from SVP for a total amount of $140,000; $75,000 for Fourth of July, $5,000 for Street Dance, $30,000 for Art and Wine Festival, $10,000 for Children's Halloween Party, and $20,000 for Holiday Tree Lighting.
Electric Department - Materials/Services/Supplies (Insurance Costs)		279,646	Increases the directly budgeted insurance costs for SVP Property, Grizzly (Earthquake only), Terrorism, Deadly Weapons, and Grizzly Special Liability based on the latest insurance estimates.
Electric Department - Materials/Services/Supplies (System Support Contracts)		297,930	Increases the Materials/Services/Supplies budget one-time in the amount of $181,120 for Siemens AMI System Support (On-Prem). Also increases the budget for various system support contracts, $56,650 added for Honeywell annual maintenance agreement, $35,000 added for Spatial Business Systems SBS, $22,160 added for Cascade Software Pole Maintenance with DNV for compliance requirements, and $3,000 increase for General Electric Perpetual Software License.
Electric Department - Materials/Services/Supplies (Modeling Software Replacement)		100,000	Increases the Materials/Services/Supplies budget one-time to implement a replacement software for load and resource modeling.
Electric Department - Materials/Services/Supplies (Settlement System Replacement)		195,100	Increases the Materials/Services/Supplies budget for a new back office support and market settlement system that can handle higher amounts and more complex resources. Offset by reductions to subscriptions no longer in use for a total net change of $195,100.
Electric Department - Materials/Services/Supplies		14,200	Net increase of $14,200 which includes: increase of $13,200 to add non-personnel for IT equipment for added 3.0 FTEs, and a net increase of $1,000 for conference travel and training for Engineering and Purchasing offset by decreases to as-needed salaries costs.

FY 2026/27 OPERATING BUDGET AMENDMENTS DETAIL BY FUND | ENTERPRISE FUNDS

Electric Utility Fund (091) Cont'd.			
Category	Source of Funds	Use of Funds	Explanation
Electric Department - Materials/Services/Supplies (NCPA Costs)		1,518,000	Increases costs for Northern California Power Agency (NCPA) Legislative & Regulatory, Power Management, Judicial Action, and Pass Through Costs for BAMx Consulting from $6.5 million to $8.0 million based on the latest estimates provided by NCPA.
Electric Department - Materials/Services/Supplies (Engine Rental)		8,580,000	Increases the Generation budget to rent an engine for Donald Von Raesfeld (DVR) power plant for one year. With the catastrophic failure of an engine in August 2025, renting an engine is needed continued operations and reliability until replacements are secured. Insurance reimbursements of $6,735,000 are anticipated to help offset the rental costs.
Electric Department - Contribution In-Lieu		2,756,495	Increases contribution in-lieu funding to the General Fund based on a revised revenue forecast.
Electric Department - Resources and Production		12,882,637	Increases the budget for resources and production costs reflecting the updated forecast primarily due to net increases in market purchases/Sales/Power Purchase Agreements (+$43.3 million) based on forecasted load, generation output, and forecasted power market price; increases in Transmission Access Charges (TAC) (+$2.6 million) based on updated TAC rates published by CASIO combined with updated sales estimate; decreases in net expense associated with other market transactions (-$27.5 million) such as ancillary services, resource adequacy, and renewable energy credits; decreases in fuel and generation costs (-$10.9 million) based on fixed price gas contracts, projected usage, and forecasted market prices; and increase in other expenditures (+$5.4 million) such as operating costs associated with jointly owned resources.
Transfer to the General Fund		225,120	Establishes a transfer to the General Fund to fund the addition of 1.0 Management Analyst position in the Human Resources Department to be dedicated to the Electric Utility Department's recruitment efforts.
Transfer to the General Government Capital Fund		(401,234)	Decreases the transfer to the General Government Capital Fund to reflect the updated cost for capital projects programmed in the FY 2026/27 proposed capital budget.
Transfer to the Electric Utility Capital Fund		67,710,832	Increases the transfer to the Electric Utility Capital Fund to reflect the updated cost for capital projects programmed in the FY 2026/27 proposed capital budget.

FY 2026/27 OPERATING BUDGET AMENDMENTS DETAIL BY FUND | ENTERPRISE FUNDS

Electric Utility Fund (091) Cont'd.			
Category	**Source of Funds**	**Use of Funds**	**Explanation**
Transfer to the Public Buildings Capital Fund		56,050	Increases the transfer to the Public Buildings Capital Fund to reflect the updated cost for capital projects programmed in the FY 2026/27 proposed capital budget.
Transfer to the Street Lighting Capital Fund		7,522,000	Increases the transfer to the Street Lighting Capital Fund to reflect the updated cost for capital projects programmed in the FY 2026/27 proposed capital budget.
Transfer to the Electric Debt Service Fund		700,000	Increases the transfer to the Debt Service Fund to reflect carrying cost for the a line of credit to fund capital projects.
Beginning and Ending Fund Balance - Infrastructure Reserve	11,000,000	3,000,000	Adjusts the Infrastructure Reserve balances based on anticipated fund activity.
Beginning and Ending Fund Balance - Operations and Maintenance Reserve	(20,842,000)	(43,000,000)	Adjusts the Operations and Maintenance Reserve balances based on anticipated fund activity.
Beginning and Ending Fund Balance - Pension Trust Reserve	1,965,365	1,045,000	Adjusts the Pension Trust Reserve balances based on anticipated contributions.
Ending Fund Balance - Rate Stabilization Reserve		6,000,000	Adjusts the Rate Stabilization Reserve ending fund balance based on anticipated contributions.
Beginning and Ending Fund Balance - Grizzly Project and Tie Line Reserve	9,584,897	12,000,000	Adjusts the Grizzly Project and Tie Line Reserve balances based on anticipated fund activity.
Beginning Fund Balance - Trading Restricted Reserve	(1,120,215)		Adjusts the Trading Restricted Reserve beginning fund balance based on anticipated fund activity.
Unrestricted Beginning Fund Balance/Unrestricted Ending Fund Balance	(2,565,380)	(33,876,299)	Adjusts the beginning and ending fund balances based on anticipated fund activity.
Total Electric Utility Fund	**48,348,362**	**48,348,362**	

Sewer Utility Fund (094)			
Category	**Source of Funds**	**Use of Funds**	**Explanation**
Charges for Services	1,310,500		Increases the Charges for Services estimate to reflect anticipated activity.

FY 2026/27 OPERATING BUDGET AMENDMENTS DETAIL BY FUND | ENTERPRISE FUNDS

Sewer Utility Fund (094) Cont'd.			
Category	**Source of Funds**	**Use of Funds**	**Explanation**
Water & Sewer Utility Department - Salary and Benefits		(107,011)	Decreases personnel costs to reflect updated salary and benefit costs based on negotiated salary agreements, required contributions to the Public Employees Retirement System (PERS), the latest benefit costs, and actual incumbents.
Water & Sewer Utility Department - Right of Way Rental Expense		152,270	Increases the right of way rental expense allocation to reflect anticipated activity in the Sewer Utility.
Water & Sewer Utility Department - Interfund Services and Services From Other Funds - Cost Allocation Plan		(486,634)	Reflects updated costs for interfund services (Information Technology Department services, special liability fund, workers' compensation, vehicle equipment and maintenance, fleet purchases, and communications equipment) and the Cost Allocation Plan.
Water & Sewer Utility Department - Resource/Production		1,462,100	Increases the resource/production allocation to reflect anticipated activity in the Sewer Utility.
Transfer to the General Government Capital Fund		(47,144)	Decreases the transfer to the General Government Capital Fund to reflect the updated cost for capital projects programmed in the FY 2026/27 proposed capital budget.
Transfer to the Public Buildings Capital Fund		14,525	Establishes a transfer to the Public Buildings Capital Fund to reflect the updated cost for capital projects programmed in the FY 2026/27 proposed capital budget.
Transfer to the PW CIP Management Fund		506,376	Establishes a transfer to the PW CIP Management Fund to based on updated capital project management activity.
Transfer to the Sewer Utility Capital Fund		(5,079,168)	Decreases the transfer to the Sewer Utility Capital Fund to reflect the updated cost for capital projects programmed in the FY 2026/27 proposed capital budget. This primarily reflects a reduction in the transfer necessary to support the S.J. - S.C. Regional Wastewater Facility project.
Transfer to the Sewer Utility Debt Service Fund		1,203,176	Increases the transfer to the Sewer Utility Debt Service Fund to reflect the updated debt service costs for FY 2026/27. This amount reflects a planned debt issuance in the Sewer Utility Debt Fund in FY 2026/27.
Beginning and Ending Fund Balance - Rate Stabilization Reserve	300,000	133,131	Adjusts the Rate Stabilization Reserve balances based on anticipated contributions.

FY 2026/27 OPERATING BUDGET AMENDMENTS DETAIL BY FUND | ENTERPRISE FUNDS

Sewer Utility Fund (094) Cont'd.			
Category	**Source of Funds**	**Use of Funds**	**Explanation**
Beginning and Ending Fund Balance - Operations and Maintenance Reserve	300,000	334,890	Adjusts the Operations and Maintenance Reserve balances based on anticipated contributions.
Beginning and Ending Fund Balance - Infrastructure Reserve	300,000	(1,995,541)	Adjusts the Infrastructure Reserve balances based on anticipated contributions.
Beginning and Ending Fund Balance - Pension Stabilization Reserve	91,986	91,986	Adjusts the Pension Stabilization Reserve balances based on anticipated contributions.
Beginning and Ending Fund Balance - Reserve for Settlements	(2,135,000)	(2,135,000)	Adjusts the Reserve for Settlements balances based on anticipated contributions.
Unrestricted Beginning Fund Balance/Unrestricted Ending Fund Balance	4,392,699	10,512,229	Adjusts the beginning and ending fund balances based on anticipated fund activity.
Total Sewer Utility Fund	**4,560,185**	**4,560,185**	

Solid Waste Fund (096)			
Category	**Source of Funds**	**Use of Funds**	**Explanation**
Other Fees For Services (Refuse Collection Charges)	543,028		Increases the Other Fees for Services Revenue estimate for refuse collection charges consistent with the most recent Rate Study which was updated to include projections for FY 2026/27. The increases are based on updated customer garbage rates that incorporate increases necessary to cover cost of service for garbage, Clean Green, and recycling collection charges. This amount includes increases to cover costs associated with SB 1383 requirements.
Other Fees For Services (Green Halo)	36,550		Increases the Other Fees for Services revenue estimate to account for Green Halo Fees previously received in the General Fund. Starting in FY 2026/27, these fees will be received in the Solid Waste Fund.
Charges for Services (Clean Up Campaign)	63,622		Increases the Charges for Services revenue estimate for the clean-up campaign, assuming a 4.8% increase from FY 2025/26. This increase covers higher Department of Public Works staffing, contractual services, and disposal costs.

FY 2026/27 OPERATING BUDGET AMENDMENTS DETAIL BY FUND | ENTERPRISE FUNDS

Solid Waste Fund (096) Cont'd.			
Category	Source of Funds	Use of Funds	Explanation
Charges for Services	53,450		Increases the Charges for Services revenue estimate to account for Engineering Fees previously received in the General Fund. Starting in FY 2026/27, these fees will be received in the Solid Waste Fund.
Other Agencies Revenue	(25,000)		Decreases the Other Agencies Revenue estimate based on anticipated lower landfill disposal fee collection. The AB 939 implementation fee is applied to every ton disposed in a landfill. With mixed waste processing diverting organics from the landfill, there is anticipated to be less materials to dispose.
Solid Waste - Salary and Benefits		(46,849)	Decreases personnel costs to reflect updated salary and benefit costs based on negotiated salary agreements, required contributions to the Public Employees Retirement System (PERS), the latest benefit costs, and actual incumbents.
Solid Waste - Contribution in Lieu		61,411	Increases the contribution in lieu budget to align with anticipated activity levels and revenue forecast.
Solid Waste - Materials/Services/Supplies (CUPA Permit Fees)		11,040	Increases the Materials/Services/Supplies budget to address the new CUPA permit fees (hazardous materials) assessed by the Fire Department for 1700 Walsh Ave. This is the first time these fees have been assessed and prior knowledge of the amount was unknown until the invoice was received.
Solid Waste - Materials/Services/Supplies (Pilot with Rethink Disposable)		20,000	Increases the Materials/Services/Supplies budget to pilot a program with Rethink Disposable to convert a limited number of Santa Clara restaurants from using single-use disposable food ware to reusable food ware. This program will promote the use of reusable food ware over single-use disposables in local restaurants, ultimately enhancing landfill diversion and promoting sustainability.
Solid Waste - Resource/Production (Household Hazardous Waste)		74,278	Increases the Resource/Production budget for the Clean Up Campaign to account for Household Hazardous Waste (HHW) that is collected and disposed of during the annual Clean Up Campaign. Overall, HHW contractual costs are rising due to shipping and disposal cost increases in Countywide HHW Program Contracts.

FY 2026/27 OPERATING BUDGET AMENDMENTS DETAIL BY FUND | ENTERPRISE FUNDS

Solid Waste Fund (096) Cont'd.			
Category	**Source of Funds**	**Use of Funds**	**Explanation**
Solid Waste - Resource/Production (Garbage Collection, Disposal and Recycling)		894,639	Net increase to the budget for residential and commercial garbage collection and disposal services based on changes to various agreements: MTWS (garbage, yard waste, Cleanup Campaign collection services), GWR (mixed waste processing/processing of residential recyclables), IDC/Newby Island (disposal of garbage residual received), Recology (collection of residential recycling), and BFI/Republic (landfill disposal and yard waste composting) and adjustments to the estimated levels of activity.
Solid Waste - Interfund Services and Cost Allocation Plan		(4,211)	Reflects updated costs for interfund services (Information Technology Department services, special liability fund, workers' compensation, vehicle equipment and maintenance, fleet purchases, and communications equipment) and the Cost Allocation Plan.
Transfer to Solid Waste Capital Fund		400,000	Increases the transfer to the Solid Waste Capital Fund to add funding for the Emergency Backup and Collection System Enhancements for Closed Landfill Project (new project).
Transfer to General Government Capital Fund		(21,867)	Eliminates the transfer to the General Government Capital Fund to reflect the updated cost for capital projects programmed in the FY 2026/27 proposed capital budget.
Transfer to Public Buildings Capital Fund		9,875	Establishes a transfer to the Public Buildings Capital Fund to reflect the updated cost for capital projects programmed in the FY 2026/27 proposed capital budget.
Beginning and Ending Fund Balance - Operations and Maintenance Reserve	(1,271,944)	(457,346)	Adjusts the Operations and Maintenance Reserve balances based on anticipated fund activity.
Beginning and Ending Fund Balance - Pension Trust Reserve	45,092	45,092	Adjusts the Pension Trust Reserve balances based on anticipated contributions.
Beginning and Ending Fund Balance - Rate Stabilization Reserve	651,257	(750,007)	Adjusts the Rate Stabilization Reserve balances based on anticipated contributions.
Unrestricted Beginning Fund Balance	140,000		Adjusts the beginning fund balance based on anticipated fund activity.
Total Solid Waste Fund	**236,055**	**236,055**	

FY 2026/27 OPERATING BUDGET AMENDMENTS DETAIL BY FUND | ENTERPRISE FUNDS

Water Recycling Fund (097)			
Category	**Source of Funds**	**Use of Funds**	**Explanation**
Water & Sewer Utility Department - Salary and Benefits		(60,950)	Decreases personnel costs to reflect updated salary and benefit costs based on negotiated salary agreements, required contributions to the Public Employees Retirement System (PERS), the latest benefit costs, and actual incumbents.
Water & Sewer Utility Department - Right of Way Rental Expense		34,720	Increases the right of way rental expense allocation to reflect anticipated activity in the Recycled Water Utility.
Water & Sewer Utility Department - Interfund Services and Services From Other Funds - Cost Allocation Plan		(1,239)	Reflects updated costs for interfund services (Information Technology Department services, special liability fund, workers' compensation, vehicle equipment and maintenance, fleet purchases, and communications equipment) and the Cost Allocation Plan.
Beginning and Ending Fund Balance - Rate Stabilization Reserve	131,000	496,120	Adjusts the Rate Stabilization Reserve balances based on anticipated contributions.
Beginning and Ending Fund Balance - Operations and Maintenance Reserve	800,000	1,200,000	Adjusts the Operations and Maintenance Reserve balances based on anticipated contributions.
Beginning and Ending Fund Balance - Pension Stabilization Reserve	16,129	16,129	Adjusts the Pension Stabilization Reserve balances based on anticipated contributions.
Unrestricted Beginning Fund Balance/Unrestricted Ending Fund Balance	3,120,747	2,383,096	Adjusts the beginning and ending fund balances based on anticipated fund activity.
Total Water Recycling Fund	**4,067,876**	**4,067,876**	

Water Utility Fund (092)			
Category	**Source of Funds**	**Use of Funds**	**Explanation**
Charges for Services	4,094,441		Increases the Charges for Services estimate to reflect anticipated activity.
Water & Sewer Utility Department - Salary and Benefits		(327,709)	Decreases personnel costs to reflect updated salary and benefit costs based on negotiated salary agreements, required contributions to the Public Employees Retirement System (PERS), the latest benefit costs, and actual incumbents.

FY 2026/27 OPERATING BUDGET AMENDMENTS DETAIL BY FUND | ENTERPRISE FUNDS

Water Utility Fund (092) Cont'd.			
Category	Source of Funds	Use of Funds	Explanation
Water & Sewer Utility Department - Interfund Services and Services From Other Funds - Cost Allocation Plan		(20,492)	Reflects updated costs for interfund services (Information Technology Department services, special liability fund, workers' compensation, vehicle equipment and maintenance, fleet purchases, and communications equipment) and the Cost Allocation Plan.
Water & Sewer Utility Department - Right of Way Rental Expense		408,120	Increases the right of way rental expense allocation to reflect anticipated activity in the Water Utility.
Water & Sewer Utility Department - Materials/Services/Supplies		137,559	Increases the materials/services/supplies allocation to reflect increased costs related to the City's safety program.
Water & Sewer Utility Department - Resource/Production		1,747,800	Increases the resource/production allocation to reflect anticipated activity in the Water Utility.
Transfer to the Electric Utility Capital Fund		(246,000)	Eliminates the transfer to the Electric Utility Capital Fund to reflect the updated cost for capital projects programmed in the FY 2026/27 proposed capital budget.
Transfer to the General Government Capital Fund		(37,870)	Decreases the transfer to the General Government Capital Fund to reflect the updated cost for capital projects programmed in the FY 2026/27 proposed capital budget.
Transfer to the Public Buildings Capital Fund		32,850	Establishes a transfer to the Public Buildings Capital Fund to reflect the updated cost for capital projects programmed in the FY 2026/27 proposed capital budget.
Transfer to the Water Utility Capital Fund		(275,000)	Decreases the transfer to the Water Utility Capital Fund to reflect the updated cost for capital projects programmed in the FY 2026/27 proposed capital budget.
Ending Fund Balance - Rate Stabilization Reserve		617,530	Adjusts the Rate Stabilization Reserve balances based on anticipated contributions.
Beginning and Ending Fund Balance - Operations and Maintenance Reserve	2,787,500	5,500,000	Adjusts the Operations and Maintenance Reserve balances based on anticipated contributions.
Beginning and Ending Fund Balance - Infrastructure Reserve	(2,787,500)	(2,787,500)	Adjusts the Infrastructure Reserve balances based on anticipated contributions.

FY 2026/27 OPERATING BUDGET AMENDMENTS DETAIL BY FUND | ENTERPRISE FUNDS

Water Utility Fund (092) Cont'd.			
Category	**Source of Funds**	**Use of Funds**	**Explanation**
Beginning and Ending Fund Balance - Pension Stabilization Reserve	184,762	184,762	Adjusts the Pension Stabilization Reserve balances based on anticipated contributions.
Unrestricted Beginning Fund Balance/Unrestricted Ending Fund Balance	(2,006,119)	(2,660,966)	Adjusts the beginning and ending fund balances based on anticipated fund activity.
Total Water Utility Fund	**2,273,084**	**2,273,084**	
Total Enterprise Funds	**62,049,268**	**62,049,268**	

FY 2026/27 OPERATING BUDGET AMENDMENTS DETAIL BY FUND | INTERNAL SERVICE FUNDS

Communication Acquisitions Fund (048)			
Category	**Source of Funds**	**Use of Funds**	**Explanation**
Equipment Replacement Reserve	82,266	82,266	Adjusts the Equipment Replacement Reserve beginning and ending fund balances based on anticipated fund activity.
Unrestricted Beginning Fund Balance/Unrestricted Ending Fund Balance	535,283	535,283	Adjusts the beginning and ending fund balances based on anticipated fund activity.
Total Communication Acquisitions Fund	**617,549**	**617,549**	

Fleet Operations Fund (053)			
Category	**Source of Funds**	**Use of Funds**	**Explanation**
Other Fees for Services	319,457		Increases the charges to other funds due to higher fuel and interfund services costs.
Other Agencies Revenue	(245)		Decreases the Other Agencies Revenue estimate to reflect anticipated activity.
Other Revenue	93		Increases the Other Revenue estimate to reflect anticipated activity.
Public Works - Salary and Benefits		340,450	Increases personnel costs to reflect updated salary and benefit costs based on negotiated salary agreements, required contributions to the Public Employees Retirement System (PERS), the latest benefit costs, and actual incumbents. This increase also reflects the addition of 2.0 limit-dated Automotive Technician I positions recommended as part of this budget.
Public Works - Materials/Services/Supplies		(25,912)	Decreases the materials/services/supplies budget to reflect anticipated lower contractual services costs for vehicle and equipment inspections, maintenance and repairs, and certifications.
Public Works - Interfund Services and Cost Allocation Plan		(4,906)	Reflects updated costs for interfund services (Information Technology Department services, special liability fund, workers' compensation, vehicle equipment and maintenance, fleet purchases, and communications equipment) and the Cost Allocation Plan.
Unrestricted Ending Fund Balance		9,673	Adjusts the ending fund balances based on anticipated fund activity.
Total Fleet Operations Fund	**319,305**	**319,305**	

FY 2026/27 OPERATING BUDGET AMENDMENTS DETAIL BY FUND | INTERNAL SERVICE FUNDS

Information Technology Services Fund (045)			
Category	**Source of Funds**	**Use of Funds**	**Explanation**
Other Fees For Services	550,852		Increases charges to other funds based on the projected Information Technology Services costs.
Information Technology - Interfund Services		340	Reflects updated costs for interfund services (Information Technology Department services, special liability fund, workers' compensation, Public Works capital project management, vehicle equipment and maintenance, fleet purchases, and communications equipment).
Information Technology - Materials/Services/Supplies		770,336	Increases the Materials/Services/Supplies budget to reflect various cost adjustments, including increases to computer replacements, and higher costs for contracts for security camera maintenance and licensing, security platform portal, and data management software. This adjustment also reflects an increase for the IT sourcing strategy.
Information Technology - Salary and Benefits		(219,195)	Decreases personnel costs to reflect updated salary and benefit costs based on negotiated salary agreements, required contributions to the Public Employees Retirement System (PERS), the latest benefit costs, and actual incumbents.
Unrestricted Beginning Fund Balance/Unrestricted Ending Fund Balance	277,142	276,513	Adjusts the beginning and ending fund balances based on anticipated fund activity.
Total Information Technology Services Fund	**827,994**	**827,994**	

Public Works Capital Projects Management Fund (044)			
Category	**Source of Funds**	**Use of Funds**	**Explanation**
Other Fees for Services	(5,119,299)		Eliminates the charges to other funds revenue estimate to reflect the updated methodology of Public Works project delivery costs. Effective FY 2026/27, these costs will be funded by transfers from other funds (General Fund and Sewer Utility Fund) as well as direct charges to active capital projects.
Transfer from the General Fund	3,086,840		Establishes a transfer from the General Fund to support the Public Works project delivery staffing costs for General Fund projects.
Transfer from the Sewer Utility Fund	506,376		Establishes a transfer from the Sewer Utility Fund to support the Public Works project delivery staffing costs for projects related to the Sewer Utility.

FY 2026/27 OPERATING BUDGET AMENDMENTS DETAIL BY FUND | INTERNAL SERVICE FUNDS

Public Works Capital Projects Management Fund (044) Cont'd.			
Category	**Source of Funds**	**Use of Funds**	**Explanation**
Public Works - Salary and Benefits		(1,529,727)	Decreases personnel costs to reflect updated salary and benefit costs based on negotiated salary agreements, required contributions to the Public Employees Retirement System (PERS), the latest benefit costs, and budgeted positions. This also reflects the updated methodology of Public Works project delivery costs. Effective FY 2026/27, Public Works staff will directly charge its staff time to certain projects, which reduces the amount of funds budgeted in this fund for those costs.
Interfund Services and Services From Other Funds - Cost Allocation Plan		3,644	Reflects updated costs for interfund services (Information Technology Department services, special liability fund, workers' compensation, Public Works capital project management, vehicle equipment and maintenance, fleet purchases, and communications equipment) and the Cost Allocation Plan.
Total Public Works Capital Projects Management Fund	**(1,526,083)**	**(1,526,083)**	

Special Liability Insurance Fund (082)			
Category	**Source of Funds**	**Use of Funds**	**Explanation**
Other Fees for Services	345,000		Increases the charges to other funds to cover the higher insurance premium and claims payments costs.
Special Liability - Claims Payments		705,000	Increases the budget for claims payments based on the latest cost estimates.
Special Liability - Insurance Premiums		169,000	Increases the budget for insurance premiums based on the latest cost estimates. The coverage level is consistent with the assumptions developed as part of FY 2025/26 and FY 2026/27 Adopted Budget.
Beginning and Ending Fund Balance - Reserve for Future Claims	7,300,000	7,300,000	Adjusts the Reserve for Future Claims beginning and ending balances based on anticipated fund activity.
Unrestricted Beginning Fund Balance/Unrestricted Ending Fund Balance	2,057,954	1,528,954	Adjusts the beginning and ending fund balances based on anticipated fund activity.
Total Special Liability Insurance Fund	**9,702,954**	**9,702,954**	

FY 2026/27 OPERATING BUDGET AMENDMENTS DETAIL BY FUND | INTERNAL SERVICE FUNDS

Unemployment Insurance Fund (087)			
Category	**Source of Funds**	**Use of Funds**	**Explanation**
Other Fees for Services	63,000		Increases the charges to other funds to cover the higher anticipated unemployment costs.
Unemployment Insurance - Materials, Services, and Supplies		63,000	Increases the budget for Materials, Services, and Supplies based on anticipated fund activity.
Unrestricted Beginning Fund Balance/Unrestricted Ending Fund Balance	(18,437)	(18,437)	Adjusts the beginning and ending fund balances based on anticipated fund activity.
Total Unemployment Insurance Fund	**44,563**	**44,563**	

Vehicle Replacement Fund (050)			
Category	**Source of Funds**	**Use of Funds**	**Explanation**
Other Fees for Services	196,721		Reflects the higher charges to other funds based on the projected vehicle replacement schedule.
Capital Outlay		200,000	Increases the Capital Outlay budget to align with the scheduled replacements and updated cost estimates. Cost estimates for vehicles have increased over the last year, resulting in increases to Capital Outlay costs.
Capital Outlay (Electric Vehicle Replacements)		87,365	Increases the Capital Outlay budget for electric vehicles funded by the Electric Operating Grant Trust Fund to reflect cost estimate changes.
Beginning and Ending Fund Balance - Equipment Replacement Reserve	521,121	521,121	Increases the Equipment Replacement Reserve based on the FY 2025/26 estimate.
Unrestricted Beginning Fund Balance/Unrestricted Ending Fund Balance	(387,298)	(477,942)	Adjusts the beginning and ending fund balances based on anticipated fund activity.
Total Vehicle Replacement Fund	**330,544**	**330,544**	

FY 2026/27 OPERATING BUDGET AMENDMENTS DETAIL BY FUND | INTERNAL SERVICE FUNDS

Workers' Compensation Fund (081)			
Category	**Source of Funds**	**Use of Funds**	**Explanation**
Other Fees for Services	159,000		Increases the charges to other funds to cover the higher insurance premium costs.
Workers' Compensation - Insurance Premiums		159,000	Increases the budget for insurance premiums based on the latest cost estimates.
Beginning and Ending Fund Balance - Reserve for Prepayments	357,592	357,592	Increases the Reserve for Prepayments based on the FY 2025/26 estimate.
Unrestricted Beginning Fund Balance/Unrestricted Ending Fund Balance	(389,375)	(389,375)	Adjusts the beginning and ending fund balances based on anticipated fund activity.
Total Workers' Compensation Fund	**127,217**	**127,217**	
Total Internal Service Funds	**10,444,043**	**10,444,043**	

FY 2026/27 OPERATING BUDGET AMENDMENTS DETAIL BY FUND | DEBT SERVICE FUNDS

Electric Utility Debt Service Fund (491)			
Category	**Source of Funds**	**Use of Funds**	**Explanation**
Transfer from Electric Utility Fund/Debt Service and Administrative Costs	700,000	700,000	Increases the transfer from the Electric Utility Fund and administrative costs for a line of credit to fund capital projects.
Beginning and Ending Fund Balance - Reserve for Debt Service	19,994,714	19,994,714	Adjusts the Reserve for Debt Service beginning and ending fund balances based on FY 2025/26 Estimate.
Unrestricted Beginning Fund Balance/Unrestricted Ending Fund Balance	(15,946,126)	(15,946,126)	Adjusts the beginning and ending fund balances based on anticipated fund activity.
Total Electric Utility Debt Service Fund	**4,748,588**	**4,748,588**	

Measure I General Obligation (GO) Bond Debt Service Fund (413)			
Category	**Source of Funds**	**Use of Funds**	**Explanation**
Property Tax Assessment	17,905,913		Establishes a Property Tax Assessment estimate to reflect anticipated proceeds.
Interest	216,401		Establishes an Interest estimate based on anticipated activity in FY 2026/27.
Debt Service/Administrative Costs		19,829,924	Establishes a debt service and administrative costs appropriation based on the anticipated debt service payments in FY 2026/27.
Beginning and Ending Fund Balance - Reserve for Debt Services	22,748,693	21,041,083	Adjusts the beginning and ending fund balances for the Reserve for Debt Service based on anticipated fund activity.
Total Measure I General Obligation (GO) Bond Debt Service Fund	**40,871,007**	**40,871,007**	

Public Facilities Finance Corporation Fund (431)			
Category	**Source of Funds**	**Use of Funds**	**Explanation**
Administrative Costs		215	Adjusts the administrative costs associated with the planned debt service payments for FY 2026/27.
Beginning and Ending Fund Balance - Debt Reserve	27,876	27,876	Adjusts the beginning and ending fund balances for the Debt Reserve based on anticipated fund activity.

FY 2026/27 OPERATING BUDGET AMENDMENTS DETAIL BY FUND | DEBT SERVICE FUNDS

Public Facilities Finance Corporation Fund (431) Cont'd.			
Category	**Source of Funds**	**Use of Funds**	**Explanation**
Unrestricted Beginning Fund Balance/Unrestricted Ending Fund Balance	(29,854)	(30,069)	Adjusts the beginning and ending fund balances based on anticipated fund activity.
Total Public Facilities Finance Corporation Fund	**(1,978)**	**(1,978)**	

Sewer Utility Debt Service Fund (494)			
Category	**Source of Funds**	**Use of Funds**	**Explanation**
Debt Proceeds	15,500,000		Establishes a bond proceeds estimate to reflect anticipated debt issuance in FY 2026/27.
Transfer from the Sewer Utility Fund/Debt Service	1,203,176	1,203,176	Increases the transfer from the Sewer Utility Fund to fund debt service payments associated with the new debt issuance planned in FY 2026/27.
Transfer to Sewer Utility Capital Fund		15,500,000	Establishes a transfer to the Sewer Utility Capital Fund for the debt issuance to fund the Regional Wastewater Facility project.
Beginning and Ending Fund Balance - Reserve for Debt Service	(1,088,638)	(1,088,638)	Adjusts the beginning and ending fund balances for the Debt Reserve based on anticipated fund activity.
Unrestricted Beginning Fund Balance/Unrestricted Ending Fund Balance	1,093,189	1,093,189	Adjusts the beginning and ending fund balances based on anticipated fund activity.
Total Sewer Utility Debt Service Fund	**16,707,727**	**16,707,727**	

Total Debt Service Funds	**62,325,344**	**62,325,344**	

FY 2026/27 OPERATING BUDGET AMENDMENTS DETAIL BY FUND | OTHER AGENCY FUNDS

Sports and Open Space Authority Fund (801)			
Category	**Source of Funds**	**Use of Funds**	**Explanation**
Transfer from the General Fund	1,388		Increases the Transfer from the General Fund to account for higher anticipated fund activity.
Non-Departmental - Board Member Stipend		194	Adjusts the Board Member Stipend appropriation based on anticipated fund activity.
Non-Departmental - Materials, Services, and Supplies		194	Adjusts the Materials, Services, and Supplies appropriation based on anticipated fund activity.
Unrestricted Beginning Fund Balance/Unrestricted Ending Fund Balance	1,192	2,192	Adjusts the beginning and ending fund balances based on anticipated fund activity.
Total Sports and Open Space Authority Fund	**2,580**	**2,580**	
Total Other Agency Fund	**2,580**	**2,580**	

California Society of Municipal Finance Officers

Certificate of Award

Operating Budget Excellence Award
Fiscal Years 2025-2026 & 2026-2027

Presented to the

City of Santa Clara

For meeting the criteria established to achieve a CSMFO Award in Budgeting.

February 5, 2026

Jennifer Wakeman
2025 CSMFO President

James Russell-Field, Chair
Recognition Committee

Dedicated to Excellence in Municipal Financial Reporting

The Government Finance Officers Association of the United States and Canada

presents this

CERTIFICATE OF RECOGNITION FOR BUDGET PREPARATION

to

Finance Department

City of Santa Clara, California

The Certificate of Recognition for Budget Preparation is presented by the Government Finance Officers Association to those individuals who have been instrumental in their government unit achieving a Distinguished Budget Presentation Award. The Distinguished Budget Presentation Award, which is the highest award in governmental budgeting, is presented to those government units whose budgets are judged to adhere to program standards.

Executive Director Christopher P. Morrill

Date: **11/11/2025**

GOVERNMENT FINANCE OFFICERS ASSOCIATION

Distinguished Budget Presentation Award

PRESENTED TO

City of Santa Clara
California

For the Biennium Beginning

July 01, 2025

Executive Director

PROJECT INDEX | PROJECT INDEX BY THEME

Project Number and Title	Page
Administrative Facilities	
Funded Projects	
6123 - Public Building Parking Lot Improvements*	303
6138 - Repairs-Modifications to City Buildings*	304
6139 - Repair to Historic Buildings*	305
6140 - Triton Museum Repair and Modifications*	306
6184 - ADA Transition Plan Implementation (Public Buildings)*	307
6191 - Electric Vehicle Charging (Fleet)*	308
6192 - Police Department Facility Renovation	309
6211 - Triton Museum Renovation	310
6219 - Historic Buildings & Beautification CEA	311
6270 - Real Time Intelligence Center Feasibility	312
6271 - Police Training Facility Feasibility and Assessment	313
6272 - PD Drone First Responder Infrastructure	314
6279 - Police Facilities Projects CEA	315
6280 - Fire Station 5 Replacement	316
6281 - Fire Training Tower Renovation	317
6282 - Fire Station Security Upgrade	318
6283 - Fire Station 7 Replacement	319
6289 - Fire Station and Emergency Response Projects CEA	320
6558 - Morse Mansion Maintenance & Repair*	321
FY27 Temp 10 - Fleet Shop Retrofit	322
Administrative Facilities	
Unfunded/Partially Funded Projects	
6123 - Public Building Parking Lot Improvements*	323
6138 - Repairs-Modifications to City Buildings*	323
6139 - Repair to Historic Buildings*	323
6140 - Triton Museum Repair and Modifications*	323
6148 - City Hall HVAC Rehabilitation Project	323
6158 - Stationary Standby Generators	324
6184 - ADA Transition Plan Implementation (Public Buildings)*	324
6191 - Electric Vehicle Charging (Fleet)*	324
6558 - Morse Mansion Maintenance & Repair*	324
Community Facilities	
Funded Projects	
6251 - Community ISC Aquatic Facility Renovation/Replacement (Phase 2)	334
6254 - Central Park Library Restrooms Remodeling & Access Control Redesign	335
6255 - Central Park Library Lighting Control System Replacement	336

**Projects are only partially funded*

PROJECT INDEX | PROJECT INDEX BY THEME

Project Number and Title	Page
Community Facilities	
Funded Projects	
6256 - Central Park and Mission Libraries Main Entry Auto Door System Replacement	337
6257 - Central, Mission, and North side Libraries Renovation Designs	338
6259 - Parks, Library, Senior Center & Aquatics Facilities CEA	339
FY27 Temp 04 - Central Park Library - Carpet Replacement	340
FY27 Temp 12 - Central Park Library - Repaint Interior	341
Community Facilities	
Unfunded/Partially Funded Projects	
FY27 Temp 03 - Central Park Library - Tackable Walls - Acoustic Panels	342
FY27 Temp 05 - Central Park Library - Front Exterior Lighting	342
FY27 Temp 24 - Aged Infrastructure at Critical/Poor Buildings	343
Convention Center	
Unfunded/Partially Funded Projects	
8101 - Santa Clara Convention Center Condition Assessment Repair	352
Electric Utility	
Funded Projects	
2004 - Fiber Development, Design, and Expansion	368
2005 - New Business Estimate Work	369
2006 - Transmission and Distribution Capital Maintenance and Betterments	370
2008 - Substation Capital Maintenance and Betterments	371
2010 - Electric Yard Buildings and Grounds	372
2111 - Implementation of Advanced Metering Infrastructure (AMI)	373
2119 - Generation Capital Maintenance and Betterments	374
2127 - Major Engine Overhaul and Repair	375
2395 - Operations and Planning Technology	376
2410 - System Expansion Planning and Analysis	377
2418 - Esperanca Substation	378
2424 - Substation Physical Security Improvements	379
2431 - Homestead Substation Rebuild	380
2432 - Yard Pavement Project	381
2447 - Substation Control and Communication System Replacement	382
2452 - 60KV Breaker Upgrades	383
2459 - Transmission Loop 1	384
2465 - Duane-Scott 115kV Reconductor	385
2466 - South Loop Reconductor	386
2467 - Northwestern – Zeno 60kV Reconductor	387
2468 - Palm Substation Expansion	388

PROJECT INDEX | PROJECT INDEX BY THEME

Project Number and Title	Page
Electric Utility	
Funded Projects	
2469 - Agnew Rebuild and Expansion	389
2472 - Northwest Loop Capacity Upgrade Phase II	390
2871 - Miscellaneous Street Lighting	391
2874 - LED Street Lighting Retrofit	392
FY27:NEW-ENG1 - Revenue Metering Improvement	393
FY27:NEW-GEN2 - Hydro Penstock Repairs	394
FY27:NEW-GEN4 - DVR Spare Engine Procurement Project	395
FY27:NEW-OPS1 - SCADA Upgrade	396
FY27:NEW-PLN1 - CAISO 3rd 230kV T-Line Into NRS	397
FY27:NEW-PLN2 - System Wide Distribution Capacitor Replacement	398
FY27:NEW-PLN3 - Central Expressway Underbuild Double Circuited 60kV & 12kV	399
FY27:NEW-PLN4 - NRS to Agnew 60 kV Line Reconductoring	400
FY27:NEW-PLN5 - Flexible Load Interconnection Program	401
FY27:NEW-PLN6 - Uranium Feeder Reliability Improvement	402
FY27:NEW-PLN7 - Spare Equipment Strategy & Procurement	403
FY27:NEW-PLN8 - Dynamic Facility Ratings Project	404
FY27:NEW-PLN9 - Duane Substation Bulk Electric System Compliance Requirement	405
Other Community Projects	
Funded Projects	
4511 - Related General Admin Project	416
4513 - Other Development Project Services	417
4610 - Tasman East Infrastructure Fee Administration	418
6153 - ADA Self Evaluation and Transition Plan Update*	419
6568 - Measure I Fixtures, Furniture and Equipment	420
6598 - General Obligation Bond Implementation	421
Other Community Projects	
Unfunded/Partially Funded Projects	
6153 - ADA Self Evaluation and Transition Plan Update*	422
Parks and Trails	
Funded Projects	
3001 - Park Improvements and Repairs*	434
3130 - Maywood Park Playground Rehabilitation	435
3131 - Earl Carmichael Park Playground Rehabilitation	436
3132 - Community Park North - Phase I	437
3137 - Warburton Park Playground Rehabilitation	438
3190 - Mary Gomez Park Playground Rehabilitation	439
6252 - Warburton Park Playground Renovations	440

**Projects are only partially funded*

PROJECT INDEX | PROJECT INDEX BY THEME

Project Number and Title	Page
Parks & Trails	
Unfunded/Partially Funded Projects	
3001 - Park Improvements and Repairs*	441
FY27 Temp 25 - Aged Infrastructure at Critical/Poor Parks	441
Sewer Utility	
Funded Projects	
1908 - S.J.-S.C. Regional Wastewater Facility	449
1909 - Sanitary Sewer Capacity Improvements	450
1911 - Sanitary Sewer System Condition Assessment	451
1912 - Sanitary Sewer System Improvements	452
1919 - Sanitary Sewer Hydraulic Modeling As Needed Support	453
1920 - Sanitary Sewer Master Plan Update	454
1921 - Public Works Paving Support - Sewer	455
Solid Waste	
Funded Projects	
6109 - Sanitary Landfill Development - Post Closure	463
FY27 Temp 09 - Emergency Backup and Collection System Enhancements for Closed Landfill	464
Storm Drain	
Funded Projects	
1831 - Storm Drain Renovations	474
1835 - Storm Drain Pump Station Outfall Reconstruction Program	475
1840 - Kiely Blvd.-Saratoga Creek Storm Drain Outfall Relocation	476
1845 - Anna Drive Neighborhood Flood Protection	477
1846 - Bowers Park Parking Lot Rehabilitation	478
1849 - Storm Drain Pump Station RTU Upgrade	479
6220 - Storm Drain System Improvements	480
6221 - Green Storm Drain Design & Construction	481
6222 - Bowers Ave Underpass SDPS Rehabilitation	482
6223 - SDPS Motor and Control Replacement	483
6224 - SDPS Outfall Reconstruction	484
6225 - Storm Drain Renovations	485
6229 - Storm Drain System Improvements CEA	486
FY27 Temp 13 - Storm Drain Master Plan Update	487
FY27 Temp 21 - Lickmill Storm Drain Pump Station Rehabilitation	488
FY27 Temp 22 - Tri-Level Underpass Storm Drain Pump Station Rehabilitation	489
FY27 Temp 23 - Fairway Glen Storm Drain Pump Station Rehabilitation	490
Storm Drain	
Unfunded/Partially Funded Projects	
1834 - Storm Drain System Improvements	491

**Projects are only partially funded*

PROJECT INDEX | PROJECT INDEX BY THEME

Project Number and Title	Page
Technology and Equipment	
Funded Projects	
4061 - Fire Station 3 Sprinklers	502
6075 - Permit Information System	503
6534 - GIS Enterprise System (Geospatial Information System)	504
FY27 - Temp 15 - Replacement VOIP Phone System for Aging Mitel Connect	505
Technology and Equipment	
Unfunded/Partially Funded Projects	
6532 - Intranet Collaboration Suite Implementation	506
Transportation	
Funded Projects	
1202 - Agnew Road At-Grade Crossing	520
1203 - Creek Trail Pavement Rehabilitation Program	521
1211 - Neighborhood Traffic Calming	522
1219 - Traffic Signal Enhancements	523
1220 - Pedestrian and Bicycle Enhancement Facilities	524
1225 - Santa Clara VTA - Congestion Management Program	525
1226 - Uncontrolled Crosswalks Improvements	526
1232 - Traffic Signal Interconnect Upgrade	527
1234 - Transportation Modeling Update	528
1235 - Annual Street Maintenance and Rehabilitation Program*	529
1245 - Benton Bike Lanes	530
1250 - ADA Transition Plan Implementation (Public Right of Way)*	531
1266 - El Camino Real Bike Lane Project	532
1268 - Santa Clara Vision Zero Plan - Infrastructure Implementation	533
1273 - Street Tree Services	534
1276 - Monroe Street Class II Buffered Bicycle Lane Improvements	535
1281 - Bicycle Plan Implementation Studies	536
1286 - Tasman Complete Streets Plan 2021 Improvements Phase 1 – North San Jose Settlement	537
1288 - Cupertino-Santa Clara On-Demand Shuttle Project	538
1291 - Central Santa Clara Bicycle and Pedestrian Improvement	539
1293 - Quick Build Bike and Pedestrian Safety Project	540
1294 - Retroreflective Borders on Traffic Signal Backplates	541
1325 - Bridge Maintenance Program*	542

**Projects are only partially funded*

PROJECT INDEX | PROJECT INDEX BY THEME

Project Number and Title	Page
Transportation	
Funded Projects	
1376 - Safe Routes to School	543
1382 - Sidewalk, Curb and Gutter Repair*	544
6240 - Street Resurfacing and Rehabilitation	545
6241 - ADA Improvements	546
6242 - Creek Trail Rehabilitation	547
6243 - Bicycle Wayfinding	548
6249 - Street & Transportation Projects CEA	549
FY27 Temp 06 - Bikeway Study Policy	550
FY27 Temp 07 - Bicycle Parking	551
FY27 Temp 08 - Citywide Traffic Intelligence	552
FY27 Temp 18 - Water Conservation and Drought Tolerant Landscaping	553
FY27 Temp 19 - Median Islands Water Conservation and Drought Tolerant Landscape Improvements*	554
FY27 Temp 20 - Public Right of Way Standard Specs and Detail Update	555
Transportation	
Unfunded/Partially Funded Projects	
1235 - Annual Street Maintenance and Rehabilitation Program*	556
1248 - Pruneridge Avenue Complete Streets Plan	556
1249 - Multimodal Improvement Plan Phase 1 Projects	556
1250 - ADA Transition Plan Implementation (Public Right of Way)*	557
1258 - Multimodal Improvement Plan Phase 2 Projects	557
1270 - Public Alley Pavement Maintenance and Rehabilitation	557
1275 - De La Cruz Boulevard Class IV Bikeway Improvements	558
1277 - Walsh Avenue Class IV Bikeway Study - Phase 2	558
1325 - Bridge Maintenance Program*	558
1382 - Sidewalk, Curb and Gutter Repair*	558
FY27 Temp 17 - Vision Zero Priority Corridor Improvements	559
FY27 Temp 19 - Median Islands Water Conservation and Drought Tolerant Landscape Improvements*	559

**Projects are only partially funded*

PROJECT INDEX | PROJECT INDEX BY THEME

Project Number and Title	Page
Water and Recycled Water Utilities	
Funded Projects	
7005 - Buildings and Grounds	568
7054 - Distribution System Replacement/Restoration	569
7058 - SCADA Improvements	570
7059 - New and Replacement Wells	571
7064 - Public Works Paving Support - Water	572
7505 - Recycled Water System Mains and Services	573
FY27 Temp 14 - Pressure Regulating Zone Valve Replacement	574

PROJECT INDEX | PROJECT INDEX BY DEPARTMENT

Project Number and Title	Page
Community Development Department	
Funded Projects	
6075 - Permit Information System	503
Electric Utility Department	
Funded Projects	
2004 - Fiber Development, Design, and Expansion	368
2005 - New Business Estimate Work	369
2006 - Transmission and Distribution Capital Maintenance and Betterments	370
2008 - Substation Capital Maintenance and Betterments	371
2010 - Electric Yard Buildings and Grounds	372
2111 - Implementation of Advanced Metering Infrastructure (AMI)	373
2119 - Generation Capital Maintenance and Betterments	374
2127 - Major Engine Overhaul and Repair	375
2395 - Operations and Planning Technology	376
2410 - System Expansion Planning and Analysis	377
2418 - Esperanca Substation	378
2424 - Substation Physical Security Improvements	379
2431 - Homestead Substation Rebuild	380
2432 - Yard Pavement Project	381
2447 - Substation Control and Communication System Replacement	382
2452 - 60KV Breaker Upgrades	393
2459 - Transmission Loop 1	384
2465 - Duane-Scott 115kV Reconductor	385
2466 - South Loop Reconductor	386
2467 - Northwestern – Zeno 60kV Reconductor	387
2468 - Palm Substation Expansion	388
2469 - Agnew Rebuild and Expansion	389
2472 - Northwest Loop Capacity Upgrade Phase II	390
2871 - Miscellaneous Street Lighting	391
2874 - LED Street Lighting Retrofit	392
FY27:NEW-ENG1 - Revenue Metering Improvement	393
FY27:NEW-GEN2 - Hydro Penstock Repairs	394
FY27:NEW-GEN4 - DVR Spare Engine Procurement Project	395
FY27:NEW-OPS1 - SCADA Upgrade	396
FY27:NEW-PLN1 - CAISO 3rd 230kV T-Line Into NRS	397
FY27:NEW-PLN2 - System Wide Distribution Capacitor Replacement	398
FY27:NEW-PLN3 - Central Expressway Underbuild Double Circuited 60kV & 12kV	399
FY27:NEW-PLN4 - NRS to Agnew 60 kV Line Reconductoring	400
FY27:NEW-PLN5 - Flexible Load Interconnection Program	401
FY27:NEW-PLN6 - Uranium Feeder Reliability Improvement	402
FY27:NEW-PLN7 - Spare Equipment Strategy & Procurement	403
FY27:NEW-PLN8 - Dynamic Facility Ratings Project	404
FY27:NEW-PLN9 - Duane Substation Bulk Electric System Compliance Requirement	405

PROJECT INDEX | PROJECT INDEX BY DEPARTMENT

Project Number and Title	Page
Fire Department	
Funded Projects	
4061 - Fire Station 3 Sprinklers	502
6280 - Fire Station 5 Replacement	316
6281 - Fire Training Tower Renovation	317
6282 - Fire Station Security Upgrade	318
6283 - Fire Station 7 Replacement	319
6289 - Fire Station and Emergency Response Projects CEA	320
Information Technology Department	
Funded Projects	
6534 - GIS Enterprise System (Geospatial Information System)	504
FY27 - Temp 15 - Replacement VOIP Phone System for Aging Mitel Connect	505
Information Technology Department	
Unfunded/Partially Funded Projects	
6532 - Intranet Collaboration Suite Implementation	506
Library Department	
Funded Projects	
6254 - Central Park Library Restrooms Remodeling & Access Control Redesign	335
6255 - Central Park Library Lighting Control System Replacement	336
6256 - Central Park and Mission Libraries Main Entry Auto Door System Replacement	337
6257 - Central, Mission, and North Side Libraries Renovation Designs	338
FY27 Temp 04 - Central Park Library - Carpet Replacement	340
FY27 Temp 12 - Central Park Library - Repaint Interior	341
Library Department	
Unfunded/Partially Funded Projects	
FY27 Temp 03 - Central Park Library - Tackable Walls - Acoustic Panels	342
FY27 Temp 05 - Central Park Library - Front Exterior Lighting	342
Non-Departmental	
Funded Projects	
4511 - Related General Admin Project	416
4513 - Other Development Project Services	417
6568 - Measure I Fixtures, Furniture and Equipment	420
6598 - General Obligation Bond Implementation	421

**Projects are only partially funded*

PROJECT INDEX | PROJECT INDEX BY DEPARTMENT

Project Number and Title	Page
Non-Departmental	
Unfunded/Partially Funded Projects	
8101 - Santa Clara Convention Center Condition Assessment Repair	352
Parks & Recreation Department	
Funded Projects	
3001 - Park Improvements and Repairs*	434
3130 - Maywood Park Playground Rehabilitation	435
3131 - Earl Carmichael Park Playground Rehabilitation	436
3132 - Community Park North - Phase I	437
3137 - Warburton Park Playground Rehabilitation	438
3190 - Mary Gomez Park Playground Rehabilitation	439
6251 - Community ISC Aquatic Facility Renovation/Replacement (Phase 2)	334
6252 - Warburton Park Playground Renovations	440
6259 - Parks, Library, Senior Center & Aquatics Facilities CEA	339
Parks & Recreation Department	
Unfunded/Partially Funded Projects	
3001 - Park Improvements and Repairs*	441
FY27 Temp 24 - Aged Infrastructure at Critical/Poor Buildings	343
FY27 Temp 25 - Aged Infrastructure at Critical/Poor Parks	441
Police Department	
Funded Projects	
6192 - Police Department Facility Renovation	309
6270 - Real Time Intelligence Center Feasibility	312
6271 - Police Training Facility Feasibility and Assessment	313
6272 - PD Drone First Responder Infrastructure	314
6279 - Police Facilities Projects CEA	315
Department of Public Works	
Funded Projects	
1202 - Agnew Road At-Grade Crossing	520
1203 - Creek Trail Pavement Rehabilitation Program	521
1211 - Neighborhood Traffic Calming	522
1219 - Traffic Signal Enhancements	523
1220 - Pedestrian and Bicycle Enhancement Facilities	524
1225 - Santa Clara VTA - Congestion Management Program	525
1226 - Uncontrolled Crosswalks Improvements	526
1232 - Traffic Signal Interconnect Upgrade	527
1234 - Transportation Modeling Update	528

**Projects are only partially funded*

PROJECT INDEX | PROJECT INDEX BY DEPARTMENT

Project Number and Title	Page
Department of Public Works	
Funded Projects	
1235 - Annual Street Maintenance and Rehabilitation Program*	529
1245 - Benton Bike Lanes	530
1250 - ADA Transition Plan Implementation (Public Right of Way)*	531
1266 - El Camino Real Bike Lane Project	532
1268 - Santa Clara Vision Zero Plan - Infrastructure Implementation	533
1273 - Street Tree Services	534
1276 - Monroe Street Class II Buffered Bicycle Lane Improvements	535
1281 - Bicycle Plan Implementation Studies	536
1286 - Tasman Complete Streets Plan 2021 Improvements Phase 1 – North San Jose Settlement	537
1288 - Cupertino-Santa Clara On-Demand Shuttle Project	538
1291 - Central Santa Clara Bicycle and Pedestrian Improvement	539
1293 - Quick Build Bike and Pedestrian Safety Project	540
1294 - Retroreflective Borders on Traffic Signal Backplates	541
1325 - Bridge Maintenance Program*	542
1376 - Safe Routes to School	543
1382 - Sidewalk, Curb and Gutter Repair*	544
1831 - Storm Drain Renovations	474
1835 - Storm Drain Pump Station Outfall Reconstruction Program	475
1840 - Kiely Blvd.-Saratoga Creek Storm Drain Outfall Relocation	476
1845 - Anna Drive Neighborhood Flood Protection	477
1846 - Bowers Park Parking Lot Rehabilitation	478
1849 - Storm Drain Pump Station RTU Upgrade	479
1909 - Sanitary Sewer Capacity Improvements	450
1919 - Sanitary Sewer Hydraulic Modeling As Needed Support	453
1920 - Sanitary Sewer Master Plan Update	454
4610 - Tasman East Infrastructure Fee Administration	418
6109 - Sanitary Landfill Development - Post Closure	463
6123 - Public Building Parking Lot Improvements*	303
6138 - Repairs-Modifications to City Buildings*	304
6139 - Repair to Historic Buildings*	305
6140 - Triton Museum Repair and Modifications*	306
6153 - ADA Self Evaluation and Transition Plan Update*	419
6184 - ADA Transition Plan Implementation (Public Buildings)*	307
6191 - Electric Vehicle Charging (Fleet)*	308
6211 - Triton Museum Renovation	310

**Projects are only partially funded*

PROJECT INDEX | PROJECT INDEX BY DEPARTMENT

Project Number and Title	Page
Department of Public Works	
Funded Projects	
6219 - Historic Buildings & Beautification CEA	311
6220 - Storm Drain System Improvements	480
6221 - Green Storm Drain Design & Construction	481
6222 - Bowers Ave Underpass SDPS Rehabilitation	482
6223 - SDPS Motor and Control Replacement	483
6224 - SDPS Outfall Reconstruction	484
6225 - Storm Drain Renovations	485
6229 - Storm Drain System Improvements CEA	486
6240 - Street Resurfacing and Rehabilitation	545
6241 - ADA Improvements	546
6242 - Creek Trail Rehabilitation	547
6243 - Bicycle Wayfinding	548
6249 - Street & Transportation Projects CEA	549
6558 - Morse Mansion Maintenance & Repair*	321
FY27 Temp 06 - Bikeway Study Policy	550
FY27 Temp 07 - Bicycle Parking	551
FY27 Temp 08 - Citywide Traffic Intelligence	552
FY27 Temp 09 - Emergency Backup and Collection System Enhancements for Closed Landfill	464
FY27 Temp 10 - Fleet Shop Retrofit	322
FY27 Temp 13 - Storm Drain Master Plan Update	487
FY27 Temp 18 - Water Conservation and Drought Tolerant Landscaping	553
FY27 Temp 19 - Median Islands Water Conservation and Drought Tolerant Landscape Improvements*	554
FY27 Temp 20 - Public Right of Way Standard Specs and Detail Update	555
FY27 Temp 21 - Lickmill Storm Drain Pump Station Rehabilitation	488
FY27 Temp 22 - Tri-Level Underpass Storm Drain Pump Station Rehabilitation	489
FY27 Temp 23 - Fairway Glen Storm Drain Pump Station Rehabilitation	490
Department of Public Works	
Unfunded/Partially Funded Projects	
1235 - Annual Street Maintenance and Rehabilitation Program*	556
1248 - Pruneridge Avenue Complete Streets Plan	556
1249 - Multimodal Improvement Plan Phase 1 Projects	556
1250 - ADA Transition Plan Implementation (Public Right of Way)*	557
1258 - Multimodal Improvement Plan Phase 2 Projects	557
1270 - Public Alley Pavement Maintenance and Rehabilitation	557
1275 - De La Cruz Boulevard Class IV Bikeway Improvements	558

**Projects are only partially funded*

PROJECT INDEX | PROJECT INDEX BY DEPARTMENT

Project Number and Title	Page
Department of Public Works	
Unfunded/Partially Funded Projects	
1277 - Walsh Avenue Class IV Bikeway Study - Phase 2	558
1325 - Bridge Maintenance Program*	558
1382 - Sidewalk, Curb and Gutter Repair*	558
1834 - Storm Drain System Improvements*	491
6123 - Public Building Parking Lot Improvements*	323
6138 - Repairs-Modifications to City Buildings*	323
6139 - Repair to Historic Buildings*	323
6140 - Triton Museum Repair and Modifications*	323
6148 - City Hall HVAC Rehabilitation Project	323
6153 - ADA Self Evaluation and Transition Plan Update*	422
6158 - Stationary Standby Generators	324
6184 - ADA Transition Plan Implementation (Public Buildings)*	324
6191 - Electric Vehicle Charging (Fleet)*	324
6558 - Morse Mansion Maintenance & Repair*	324
FY27 Temp 17 - Vision Zero Priority Corridor Improvements	559
FY27 Temp 19 - Median Islands Water Conservation and Drought Tolerant Landscape Improvements*	559
Water and Sewer Utilities Department	
Funded Projects	
1908 - S.J.-S.C. Regional Wastewater Facility	449
1911 - Sanitary Sewer System Condition Assessment	451
1912 - Sanitary Sewer System Improvements	452
1921 - Public Works Paving Support - Sewer	455
7005 - Buildings and Grounds	568
7054 - Distribution System Replacement/Restoration	569
7058 - SCADA Improvements	570
7059 - New and Replacement Wells	571
7064 - Public Works Paving Support - Water	572
7505 - Recycled Water System Mains and Services	573
FY27 Temp 14 - Pressure Regulating Zone Valve Replacement	574

**Projects are only partially funded*

This page is intentionally left blank.

26-502 Agenda Date: 5/5/2026

REPORT TO COUNCIL

SUBJECT
Commendation of the 25th Anniversary of the Santa Clara City Library Foundation & Friends

BACKGROUND
The Santa Clara City Library Foundation and Friends (SCCLFF) is a non-profit organization dedicated to supplementing public funding to expand and enhance the Santa Clara City Library's programs & services.

The purpose of the Santa Clara City Library Foundation & Friends is to enrich lifelong learning by supporting the Santa Clara City Library.

The SCCLFF actively seeks gifts, grants, and bequests. The organization also raises funds through the sale of donated used books. Friends' book sales are currently held at the Central Park Library 7 days a week.

Funds raised are spent on classes, events, and resources. For the last fiscal year (FY24/25) the following were funded:

- 29.9% on classes and events for adults
- 28.5% on Comic Con
- 17.9% on programs for children, teens, and families
- 15.4% on Summer Adventure, the library's Summer Reading Program
- 8.3% on literacy, English as a Second Language (ESL), and Read Santa Clara

DISCUSSION
Since 2001, SCCLFF has raised over $4 million dollars and continues to be a valuable resource and partner for the libraries. 2026 marks the Foundation's 25th Anniversary to be celebrated at a fundraising Gala on Saturday, May 16, 2026, at the Triton Museum of Art.

JoAnn T. Davis, Executive Director of Santa Clara City Library Foundation & Friends will be in attendance to accept the Commendation.

ENVIRONMENTAL REVIEW
This is an information report only and no action is being taken by the City Council and no environmental review under the California Environmental Quality Act ("CEQA") is required.

FISCAL IMPACT
There is no fiscal impact to the City other than staff time.

PUBLIC CONTACT

Public contact was made by posting the Council agenda on the City's official-notice bulletin board outside City Hall Council Chambers. A complete agenda packet is available on the City's website and in the City Clerk's Office at least 72 hours prior to a Regular Meeting and 24 hours prior to a Special Meeting. A hard copy of any agenda report may be requested by contacting the City Clerk's Office at (408) 615-2220, email clerk@santaclaraca.gov or at the public information desk at any City of Santa Clara public library.

Reviewed by: Aimee Escobar, Management Analyst, City Manager's Office
Approved by: Jovan D. Grogan, City Manager

ATTACHMENTS
1. Commendation of the 25th Anniversary of the Santa Clara City Library Foundation & Friends

City of Santa Clara

Commendation

WHEREAS, the Santa Clara City Library Foundation and Friends (SCCLFF) is a non-profit organization dedicated to supplementing public funding to expand and enhance the Santa Clara City Library's programs & services; and

WHEREAS, the purpose of the Santa Clara City Library Foundation & Friends is to enrich lifelong learning by supporting the Santa Clara City Library; and

WHEREAS, the SCCLFF actively seeks gifts, grants, and bequests and the organization also raises funds through the sale of donated used books. Funds raised are spent on classes, events, and resources.; and

WHEREAS, since 2001, SCCLFF has raised over $4 million dollars and continues to be a valuable resource and partner for libraries. 2026 marks the Foundation's 25th Anniversary to be celebrated at a fundraising Gala on Saturday, May 16, 2026, at the Triton Museum of Art.

NOW, THEREFORE, I, LISA M. GILLMOR, by virtue of the authority vested in me as Mayor, and on behalf of the City of Santa Clara, do hereby recognize and commend the

SANTA CLARA LIBRARY FOUNDATION AND FRIENDS

in the City of Santa Clara and thank them for over 25 years of support to our City libraries and residents.

Given under my hand and the Seal of the City of Santa Clara, California, this 5th day of May 2026.

LISA M. GILLMOR
MAYOR, CITY OF SANTA CLARA

ALBERT GONZALEZ
VICE MAYOR, DISTRICT 1

RAJ CHAHAL
COUNCILMEMBER, DISTRICT 2

KAREN HARDY
COUNCILMEMBER, DISTRICT 3

KEVIN PARK
COUNCILMEMBER, DISTRICT 4

SUDS JAIN
COUNCILMEMBER, DISTRICT 5

KELLY G. COX
COUNCILMEMBER, DISTRICT 6

26-347 Agenda Date: 5/5/2026

REPORT TO COUNCIL

SUBJECT
Proclamation of May 2026 as Affordable Housing Month

BACKGROUND
Housing affordability continues to be a top concern in Santa Clara and throughout the region. As of March 2026, the median sale price for a single-family home in the city of Santa Clara was $2,035,000 and over 35% of renters in Santa Clara pay more than 30% of their income on housing. In addition, over 461 people were counted in the City as being unsheltered in 2023. Over the next six years, the City's regional housing goal is to facilitate the construction of over 2,872 new extremely low and very low-income housing units by 2031.

Affordable housing and supportive services continue to be a top priority in Santa Clara as they help ensure an outstanding quality of life locally. In recent years, Santa Clara has contributed greatly to increasing housing at all income levels. The City has paved the way for a large amount of development through the completion of several specific plans. The City has also been successful at leveraging local and state funding to build 100% affordable housing.

The City's current pipeline includes over 200 units of 100% affordable housing and potential for an additional 459 low- and moderate-income rental units from projects that are subject to the City's Affordable Housing Ordinance.

While the City has done a lot to boost affordable housing production, more is needed. To make meaningful progress, the City will need new sources of funding, new partnerships, and community support for new affordable housing.

Each year communities around the country organize events in recognition of Affordable Housing Month. The purpose of these events is to invite a wide range of stakeholders to discuss housing related needs and solutions. Participants often include neighbors, advocates, renters, homeowners, landlords, people experiencing homelessness, housing developers, lenders, service providers, government agencies, and others.

The intention of Affordable Housing month is to raise awareness about housing related issues and solutions and to build support for continued efforts and resources. These events provide information about best practices and generate support to produce affordable housing, the preservation of affordable housing, and for the protection of residents from housing discrimination and displacement.

DISCUSSION
In Santa Clara County, the nonprofit SV@Home works with a broad coalition of partners to advocate for solutions that address Santa Clara County's urgent need for housing. SV@Home has partnered

with a wide range of organizations and individuals to organize educational events throughout the month of May. These events encourage the sharing of best practices, opportunities, and solutions to provide affordable housing for all. This year's events include the following topics:

- Site tours of affordable housing developments
- Affordable housing resources fair
- Fair Housing policy discussion
- Rent Stabilization Community Engagement meeting
- Tree planting
- Affordable Housing Finance 101 workshop
- Housing Developer Roundtable
- Housing for people with intellectual and developmental disabilities
- Housing for farm workers
- Homelessness response
- Community based performing arts, and more

For a complete listing of 2026 Affordable Housing Month events in the Santa Clara County area, please visit https://ahm2026-svathome.netlify.app/

The City wishes to proclaim the month of May as Affordable Housing Month and to recognize SV@Home for its important role of calling attention to the region's housing and community development challenges and highlighting effective solutions.

ENVIRONMENTAL REVIEW
The action being considered does not constitute a "project" within the meaning of the California Environmental Quality Act ("CEQA") pursuant to CEQA Guidelines section 15378(a) as it has no potential for resulting in either a direct physical change in the environment, or a reasonably foreseeable indirect physical change in the environment

FISCAL IMPACT
There is no fiscal impact other than staff time.

PUBLIC CONTACT
Public contact was made by posting the Council agenda on the City's official-notice bulletin board outside City Hall Council Chambers. A complete agenda packet is available on the City's website and in the City Clerk's Office at least 72 hours prior to a Regular Meeting and 24 hours prior to a Special Meeting. A hard copy of any agenda report may be requested by contacting the City Clerk's Office at (408) 615-2220, email clerk@santaclaraca.gov or at the public information desk at any City of Santa Clara public library.

Reviewed by: Aimee Escobar, Management Analyst, City Manager's Office
Approved by: Jovan D. Grogan, City Manager

ATTACHMENTS
1. Proclamation of May 2026 as Affordable Housing Month

City of Santa Clara

Proclamation

WHEREAS, Affordable housing is a basic human right, and yet, each year, thousands of Silicon Valley families and individuals struggle to find an affordable home in one of the most expensive housing markets in the nation; and

WHEREAS, the City of Santa Clara is actively working to reduce barriers to the production and preservation of affordable housing by collaborating with a network of organizations to deliver essential services, strengthen tenant protections, support innovative solutions, and end homelessness; and

WHEREAS, SV@Home and partnering organizations in Santa Clara County are dedicated to furthering safe, stable, permanent, and affordable housing for all, and are collaboratively working to bring the need for affordable housing to the forefront of discussion in our region; and

WHEREAS, these organizations have partnered with local agencies and community members to organize Affordable Housing Month to encourage the sharing of best practices, opportunities, and solutions to provide affordable housing for all.

NOW, THEREFORE, I, LISA M. GILLMOR, by virtue of the authority vested in me as Mayor, and on behalf of the City of Santa Clara, do hereby proclaim the month of May, as

AFFORDABLE HOUSING MONTH

in the City of Santa Clara and do hereby recognize the significant contributions that **SV@Home** has had on our city and region.

Given under my hand and the Seal of the City of Santa Clara, California, this 5th day of May 2026.

LISA M. GILLMOR
MAYOR, CITY OF SANTA CLARA

ALBERT GONZALEZ
VICE MAYOR, DISTRICT 1

RAJ CHAHAL
COUNCILMEMBER, DISTRICT 2

KAREN HARDY
COUNCILMEMBER, DISTRICT 3

KEVIN PARK
COUNCILMEMBER, DISTRICT 4

SUDS JAIN
COUNCILMEMBER, DISTRICT 5

KELLY G. COX
COUNCILMEMBER, DISTRICT 6

26-211 Agenda Date: 5/5/2026

REPORT TO COUNCIL

SUBJECT
Proclamation of May 17-23, 2026 as National Public Works Week

BACKGROUND
Since 1960, the American Public Works Association (APWA) has sponsored National Public Works Week to celebrate how public works projects and the hard-working professionals behind them help improve our communities. Across North America, thousands of APWA members, citizens, and government agencies join together in activities, events, and ceremonies designed to pay tribute to public works personnel and to recognize the important role they play in planning, building, managing, and operating at the heart of local communities.

DISCUSSION
May 17-23, 2026, is designated as National Public Works Week. The APWA has chosen “Rooted in Service, Powered by Community” for this year’s theme, which emphasizes how Public Works’ deeply rooted service-oriented reputation has helped our communities evolve into places of purpose and possibility. This theme highlights how public works professionals are ever present - whether it’s leading large scale and highly visible projects or working in support roles behind the scenes - to ensure our communities continue to be safe, sustainable, and successful.

Various departments within the City of Santa Clara work together to deliver high-quality public works projects, including Parks & Recreation, Public Works, Water and Sewer Utilities, and Silicon Valley Power. Staff in these departments work together and partner with the community to provide infrastructure services in transportation, roadway and landscape maintenance, wastewater and stormwater treatment, water and solid waste systems, parks and recreation spaces, power, emergency management and first response, right-of-way management, and maintenance of public buildings and other facilities essential to our citizens. This highly motivated City team is dedicated to enhancing the quality of life in all the communities it proudly serves each day.

In honor of National Public Works Week, the Mayor has signed a City Proclamation, proclaiming May 17-23, 2026, as Public Works Week in the City of Santa Clara.

ENVIRONMENTAL REVIEW
This is an informational report only and no action is being taken by the City Council and no environmental review under the California Environmental Quality Act (“CEQA”) is required.

FISCAL IMPACT
There is no fiscal impact other than staff time for preparing this report.

PUBLIC CONTACT

Public contact was made by posting the Council agenda on the City's official-notice bulletin board outside City Hall Council Chambers. A complete agenda packet is available on the City's website and in the City Clerk's Office at least 72 hours prior to a Regular Meeting and 24 hours prior to a Special Meeting. A hard copy of any agenda report may be requested by contacting the City Clerk's Office at (408) 615-2220, email clerk@santaclaraca.gov or at the public information desk at any City of Santa Clara public library.

Reviewed by: Craig Mobeck, Director of Public Works
Approved by: Jovan D. Grogan, City Manager

ATTACHMENTS

1. Proclamation of May 17-23, 2026 as National Public Works Week

City of Santa Clara

Proclamation

WHEREAS, dedicated public works professionals are responsible for providing vital infrastructure, facilities and services that help create safe, sustainable and resilient communities; and

WHEREAS, working together with various departments and the community, the Department of Public Works helps rebuild, protect, and improve our city's transportation infrastructure, landscape maintenance, water and solid waste systems, parks and recreation spaces, power, emergency management and first response, right-of-way management, and maintenance of public buildings, among other things; and

WHEREAS, since 1960 the American Public Works Association (APWA) has sponsored National Public Works Week (NPWW) to celebrate the important role that Public Works plays in planning, building, managing, and operating at the heart of local communities; and

WHEREAS, the 2026 NPWW theme of "Rooted in Service, Powered by Community" highlights the deeply rooted service-oriented reputation of public works professionals whose everyday efforts, both big and small, form the foundation of thriving communities.

NOW, THEREFORE, I, LISA M. GILLMOR, by virtue of the authority, vested in me as Mayor, and on behalf of the entire City Council, do hereby proclaim the week of May 17-23, 2026, as

NATIONAL PUBLIC WORKS WEEK

in the City of Santa Clara and do hereby urge all citizens to recognize our public works staff for the substantial contributions they make to our city and community.

Given under my hand and the Seal of the City of Santa Clara, California, this 5th day of May 2026.

LISA M. GILLMOR
MAYOR, CITY OF SANTA CLARA

ALBERT GONZALEZ
VICE MAYOR, DISTRICT 1

RAJ CHAHAL
COUNCILMEMBER, DISTRICT 2

KAREN HARDY
COUNCILMEMBER, DISTRICT 3

KEVIN PARK
COUNCILMEMBER, DISTRICT 4

SUDS JAIN
COUNCILMEMBER, DISTRICT 5

KELLY G. COX
COUNCILMEMBER, DISTRICT 6

26-492 Agenda Date: 5/5/2026

REPORT TO COUNCIL

SUBJECT
Proclamation of May 3-9, 2026, as Professional Municipal Clerks Week

BACKGROUND
May 3 through May 9, 2026, will be the 57th Annual Professional Municipal Clerks Week. Initiated in 1969 by International Institute of Municipal Clerks (IIMC) and endorsed by all its members throughout the United States, Canada and 15 other countries, the week is a time of celebration and reflection on the importance of the Clerk's office. In 1984, President Ronald Reagan signed a proclamation that officially declared Professional Municipal Clerks Week the first full week of May. In 1994 and 1996, President Bill Clinton also signed proclamations confirming Professional Municipal Clerks Week.

IIMC is a professional, nonprofit association that promotes continuing education and certification. It is the leading professional association serving the needs of municipalities through promoting municipal research administration, enhancing critical professional skill development and fostering a spirit of mutual assistance and good fellowship among municipal clerks around the globe.

DISCUSSION
Professional Municipal Clerks have pledged to be ever mindful of their neutrality and impartiality, rendering equal service to all. The Professional Municipal Clerk serves as the information center on functions of local government and community; and continually strives to improve the administration of the affairs of the Office of the Professional Municipal Clerk.

In honor of Professional Municipal Clerks Week, the Mayor has signed a City Proclamation, proclaiming the week of May 3 through May 9, 2023, as Professional Municipal Clerks Week in the City of Santa Clara.

ENVIRONMENTAL REVIEW
This is an information report only and no action is being taken by the City Council and no environmental review under the California Environmental Quality Act ("CEQA") is required.

PUBLIC CONTACT
Public contact was made by posting the Council agenda on the City's official-notice bulletin board outside City Hall Council Chambers. A complete agenda packet is available on the City's website and in the City Clerk's Office at least 72 hours prior to a Regular Meeting and 24 hours prior to a Special Meeting. A hard copy of any agenda report may be requested by contacting the City Clerk's Office at (408) 615-2220, email clerk@santaclaraca.gov or at the public information desk at any City of Santa Clara public library.

Reviewed by: Nora Pimentel, Assistant City Clerk

Approved by: Jovan D. Grogan, City Manager

ATTACHMENTS
1. Proclamation of May 3-9, 2026 as Professional Municipal Clerks Week

City of Santa Clara

Proclamation

WHEREAS, the Office of the Professional Municipal Clerk is a time honored and vital part of local government that exists throughout the world and is the oldest amongst public servants; and

WHEREAS, the Office of the Professional Municipal Clerk provides the professional link between citizens, local governing bodies and agencies of government at all other levels; and

WHEREAS, Professional Municipal Clerks have pledged to be ever mindful of their neutrality and impartiality, rendering equal service to all serving as the information center on functions of local government and community; and

WHEREAS, Professional Municipal Clerks continually strive to improve the administration of the affairs of the Office of the Professional Municipal Clerk through participation in education programs, seminars, workshops and the annual meetings of their state, provincial, county and international professional organizations.

NOW, THEREFORE, I, LISA M. GILLMOR, by virtue of the authority vested in me as Mayor, and on behalf of the City of Santa Clara, do hereby proclaim the week of May 3 – 9, as

PROFESSIONAL MUNICIPAL CLERKS WEEK

in the City of Santa Clara and recognize Professional Municipal Clerks for the vital services they perform and their exemplary dedication to the communities they represent.

Given under my hand and the Seal of the City of Santa Clara, California, this 5th day of May 2026.

LISA M. GILLMOR
MAYOR, CITY OF SANTA CLARA

ALBERT GONZALEZ
VICE MAYOR, DISTRICT 1

RAJ CHAHAL
COUNCILMEMBER, DISTRICT 2

KAREN HARDY
COUNCILMEMBER, DISTRICT 3

KEVIN PARK
COUNCILMEMBER, DISTRICT 4

SUDS JAIN
COUNCILMEMBER, DISTRICT 5

KELLY G. COX
COUNCILMEMBER, DISTRICT 6

26-9 Agenda Date: 5/5/2026

REPORT TO COUNCIL

SUBJECT
Board, Commissions and Committee Minutes

RECOMMENDATION
Note and file the Minutes of:

Cultural Commission - March 2, 2026
Youth Commission - February 10, 2026
Youth Commission - March 10, 2026
Senior Advisory Commission - January 26, 2026
Senior Advisory Commission - March 16, 2026
Parks & Recreation Commission - January 12, 2026
Parks & Recreation Commission - March 09, 2026

Draft

City of Santa Clara

Meeting Minutes

Cultural Commission

03/02/2026 **7:00 PM** **Hybrid Meeting**
Santa Clara Senior Center
Room 205
1303 Fremont Street
Santa Clara, CA 95050

The City of Santa Clara is conducting the Cultural Commission meeting in a hybrid manner (in-person and a method for the public to participate remotely).

Via Zoom:
https://santaclaraca.zoom.us/j/82207705371

Meeting ID: 822 0770 5371
Or join by phone: 669-900-6833

CALL TO ORDER AND ROLL CALL

The meeting was called to order by Vice Chair Diaz at 7:01 p.m.

Present 5 - Commissioner Abinas Roy, Vice Chair Candida Diaz, Commissioner Charles Pontious, Commissioner Kuku Das, and Commissioner Louis Samara

Absent 2 - Chair Debra von Huene, and Commissioner Neetu Garg

A motion was made by Commissioner Roy and seconded by Commissioner Das to excuse Chair Von Huene and Commissioner Garg from the meeting.

Aye: 5 - Commissioner Roy, Vice Chair Diaz, Commissioner Pontious, Commissioner Das, and Commissioner Samara

Absent: 2 - Chair von Huene, and Commissioner Garg

CONSENT CALENDAR

1. 26-159 Action on the Cultural Commission Regular Minutes of February 2, 2026

A motion was made by Commissioner Samara and seconded by Commissioner Roy to approve the minutes from the February 2, 2026 meeting.

Aye: 5 - Commissioner Roy, Vice Chair Diaz, Commissioner Pontious, Commissioner Das, and Commissioner Samara

Excused: 2 - Chair von Huene, and Commissioner Garg

PUBLIC PRESENTATIONS

Robbin Kawabata addressed the Commission during Public Comment on a non-agendized item. She proposed adding Japanese American - Day of Remembrance, Feb. 19, to the Commission's Commemorative Months & Cultural Celebration's dates.

GENERAL BUSINESS

2. 26-212 Discussion and Potential Action to Make a Recommendation to City Council to Join Make Music Alliance to Promote “Make Music Day” in Santa Clara

Aaron Friedman, Executive Director of Make Music Alliance presented on "Make Music Day" to the Commission.

A motion was made by Commissioner Pontious to recommend City Council support "Make Music Day" in Santa Clara, and was seconded by Commissioner Das.

Aye: 5 - Commissioner Roy, Vice Chair Diaz, Commissioner Pontious, Commissioner Das, and Commissioner Samara

Excused: 2 - Chair von Huene, and Commissioner Garg

A motion was made by Commissioner Pontious and seconded by Commissioner Das for the Cultural Commission to fund the $350 annual fee required to join the Make Music Alliance.

Aye: 5 - Commissioner Roy, Vice Chair Diaz, Commissioner Pontious, Commissioner Das, and Commissioner Samara

Excused: 2 - Chair von Huene, and Commissioner Garg

3. 26-169 Discussion and Potential Action on Cultural Commission Work Plan and Activities for FY 2025/26

The Commission added Japanese American - Day of Remembrance, Feb. 19, to the Commemorative Months calendar.

A motion was made by Commissioner Pontious and seconded by Commissioner Das to add Make Music Day as an activity under Goal #2 of the Cultural Commission Work Plan and Activities for FY 2025/26.

Aye: 5 - Commissioner Roy, Vice Chair Diaz, Commissioner Pontious, Commissioner Das, and Commissioner Samara

Excused: 2 - Chair von Huene, and Commissioner Garg

STAFF REPORT

Recreation Supervisor Shaddle shared some upcoming events; Asian American Stories, an event partnership with the Santa Clara Library, Silicon Valley Community Media and DingDing TV will take place May 9, 3-9 p.m., Showtime, an annual fundraiser put on by the Santa Clara Women's League, which raises money for the Health & Wellness Program at the Santa Clara Senior Center, taking place March 6-8 at the Community Recreation Center; and Roberta Jones Junior Theatre's production of Matilda, opening March 20.

Manager Castro discussed Commissioners attending the Americans for the Arts Conference in Albuquerque, New Mexico, June 2-5, 2026 and the updated guidelines for commissioners attending conferences and training events.

COMMISSIONERS REPORT

Vice Chair Diaz visited Spokane, Washington and Coeur d'Alene, Idaho and was impressed by the amount of public art in both cities, including many statues, murals and screen printed and wrapped utility boxes.

Commissioner Das attended the Celebrate Santa Clara: A Day on the Field event at Levi's Stadium and enjoyed all the music.

Commissioner Samara attended the Celebrate Santa Clara: A Day on the Field event.

Commissioner Pontious attended the Superbowl at Levi's Stadium.

ADJOURNMENT

A motion was made by Commissioner Pontious to adjourn the meeting at 8:20 p.m. and was seconded by Commissioner Samara.

Aye: 5 - Commissioner Roy, Vice Chair Diaz, Commissioner Pontious, Commissioner Das, and Commissioner Samara

Excused: 2 - Chair von Huene, and Commissioner Garg

The next regular meeting of the Cultural Commission will be held on Monday, April 6, 2026.

MEETING DISCLOSURES

The time limit within which to commence any lawsuit or legal challenge to any quasi-adjudicative decision made by the City is governed by Section 1094.6 of the Code of Civil Procedure, unless a shorter limitation period is specified by any other provision. Under Section 1094.6, any lawsuit or legal challenge to any quasi-adjudicative decision made by the City must be filed no later than the 90th day following the date on which such decision becomes final. Any lawsuit or legal challenge, which is not filed within that 90-day period, will be barred. If a person wishes to challenge the nature of the above section in court, they may be limited to raising only those issues they or someone else raised at the meeting described in this notice, or in written correspondence delivered to the City of Santa Clara, at or prior to the meeting. In addition, judicial challenge may be limited or barred where the interested party has not sought and exhausted all available administrative remedies.

If a member of the public submits a speaker card for any agenda items, their name will appear in the Minutes. If no speaker card is submitted, the Minutes will reflect "Public Speaker."

In accordance with the requirements of Title II of the Americans with Disabilities Act of 1990 ("ADA"), the City of Santa Clara will not discriminate against qualified individuals with disabilities on the basis of disability in its services, programs, or activities, and will ensure that all existing facilities will be made accessible to the maximum extent feasible. The City of Santa Clara will generally, upon request, provide appropriate aids and services leading to effective communication for qualified persons with disabilities including those with speech, hearing, or vision impairments so they can participate equally in the City's programs, services, and activities. The City of Santa Clara will make all reasonable modifications to policies and programs to ensure that people with disabilities have an equal opportunity to enjoy all of its programs, services, and activities.

Agendas and other written materials distributed during a public meeting that are public record will be made available by the City in an appropriate alternative format. Contact the City Clerk's Office at 1 408-615-2220 with your request for an alternative format copy of the agenda or other written materials.

Individuals who require an auxiliary aid or service for effective communication, or any other disability-related modification of policies or procedures, or other accommodation, in order to participate in a program, service, or activity of the City of Santa Clara, should contact the City's ADA Coordinator at 408-615-3000 as soon as possible but no later than 48 hours before the scheduled event.

Draft

City of Santa Clara

Meeting Minutes

Youth Commission

02/10/2026 | **6:00 PM** | **Youth & Teen Center, 2446 Cabrillo Ave. Santa Clara, CA 95051**

CALL TO ORDER AND ROLL CALL

This meeting was called to order by Chair Martin at 6:03 p.m.

Present 13 - Commissioner Allysa Domensino, Commissioner Namita Gaidhani, Commissioner Srikha Gopisetti, Commissioner Julianna Arias Hernandez, Commissioner Neha Israni, Commissioner Drew Madriaga, Commissioner Rebecca Kunze, Commissioner Malia Martin, Commissioner Samaira Mehta, Commissioner Aneesha Vemu, Commissioner Brian Rong, Commissioner Samarth Suresh, and Commissioner Niharika Uppalapati

Absent 2 - Commissioner Mateo Espinal, and Commissioner Seoyun Chong

A motion was made by Commissioner Israni, seconded by Commissioner Vemu to excuse Commissioner Chong and Commissioner Espinal from the February 10, 2026 meeting. The motion was carried by the following vote:

Aye: 13 - Commissioner Domensino, Commissioner Gaidhani, Commissioner Gopisetti, Commissioner Arias Hernandez, Commissioner Israni, Commissioner Madriaga, Commissioner Kunze, Commissioner Martin, Commissioner Mehta, Commissioner Vemu, Commissioner Rong, Commissioner Suresh, and Commissioner Uppalapati

Absent: 2 - Commissioner Espinal, and Commissioner Chong

CONSENT CALENDAR

26-82 Action to Approve the Youth Commission Minutes of the January 13, 2026 Meeting

Recommendation: Approve the Youth Commission Minutes of the January 13, 2026 Meeting

A motion was made by Commissioner Gaidhani, seconded by Commissioner Arias Hernandez that this item by recommended for approval. This motion was carried by the following vote:

Aye: 13 - Commissioner Domensino, Commissioner Gaidhani, Commissioner Gopisetti, Commissioner Arias Hernandez, Commissioner Israni, Commissioner Madriaga, Commissioner Kunze, Commissioner Martin, Commissioner Mehta, Commissioner Vemu, Commissioner Rong, Commissioner Suresh, and Commissioner Uppalapati

Excused: 2 - Commissioner Espinal, and Commissioner Chong

PUBLIC PRESENTATIONS

Tabitha Kappeler-Hurley discussed the upcoming American Cancer Society's Relay for Life in Santa Clara. The event takes place on May 2, 2026 from 2:00 - 9:00 p.m. at Franklin Mall. This fundraising event celebrates survivors remembers loved ones and prevention information is shared. Commissioners were also informed on the various ways community members can support the event.

Marlon Aumentado, City Staff, Public Works Street Division, talked about the SV Hopper which is a grant subsidized, ride share program. SV Hopper operates Monday - Friday, 7:00 a.m. - 7:00 p.m. and Saturday - Sunday 9:00 a.m.-5:00 p.m. in Cupertino, Santa Clara and San Jose. Commissioners were informed that Phase 2 is coming in July.

GENERAL BUSINESS

26-83 Discuss and Take Action on Youth Commission FY 2025/26 Work Plan & Goals

Recommendation: Discuss and take action on the activities and efforts in support of the Youth Commission's Work Plan & Goals for FY 2025/26.

At the February 10, 2026 meeting, the Youth Commission continued discussions regarding its work plan priorities and goals for the FY 2025/26 term.

The **Community Building Committee** continues their preparations for the SC Hacks hackathon by finalizing the event flyer and registration forms. They are still updating event materials and have discussed securing event sponsors. The committee plans to open registration on February 21, 2026.

The **Youth Empowerment Committee** discussed logistics for their video "What Can You Do with a Library Card?" and has plans to start filming soon.

The **Civic Engagement Committee** is working on hosting a NARCAN demonstration and continues their work on the Welcome Package by creating a promotional flyer.

STAFF REPORT

Lorena Romero, Librarian - Youth Services, shared information about STEM Zone, an event that will take place on April 19, 2026 from 10:00 a.m. - 4:00 p.m. at the Santa Clara Convention Center. The Library Card Design Contest is now closed and staff are reviewing the designs and will vote on the top five.

Jon Kawada, Recreation Coordinator, informed Commissioners that the 2026/2027 Youth Commission term application is available. The deadline to submit applications is March 5, 2026 at 5:30 p.m. and applications can be emailed, mailed or dropped off at the Youth & Teen Center. There will be an informational session at the Youth & Teen Center on February 25, 2026 @ 6:00 p.m.

COMMISSIONERS REPORT

Commissioner Israni had the opportunity to participate in the MLK Jr. Day choral reading of "I Have a Dream", hosted by City of Santa Clara Public Library. **Commissioner Israni** shared her experience meeting City officials and residents from various walks of life. She also attended the Super Bowl Flag Raising Ceremony with fellow **Commissioner Madriaga**, where they met NFL Hall of Fame quarterback Steve Young and the Bay Area Host Committee CEO.

Commissioner Gaidhani talked about the Welcome Party for the Sister Cities exchange high school students from Izumo, Japan on January 24. Sister Cities is looking for host families for middle school exchange students from March 26 - April 1, 2026. Applications are open for Santa Clara students to travel to Izumo, Japan this summer. Interested applicants are highly encouraged to attend an upcoming Sister Cities meeting. The next meeting is on February 11, 2026.

Commissioner Domensino attended a recent Santa Clara Unified School District Superintendent Student Council meeting. Discussions took place regarding the impact of upcoming budget considerations.

ADJOURNMENT **A motion was made by Commissioner Mehta, seconded by Commissioner Vemu that this meeting be adjourned at 6:45 p.m.**

Aye: 13 - Commissioner Domensino, Commissioner Gaidhani, Commissioner Gopisetti, Commissioner Arias Hernandez, Commissioner Israni, Commissioner Madriaga, Commissioner Kunze, Commissioner Martin, Commissioner Mehta, Commissioner Vemu, Commissioner Rong, Commissioner Suresh, and Commissioner Uppalapati

Excused: 2 - Commissioner Espinal, and Commissioner Chong

MEETING DISCLOSURES

The time limit within which to commence any lawsuit or legal challenge to any quasi-adjudicative decision made by the City is governed by Section 1094.6 of the Code of Civil Procedure, unless a shorter limitation period is specified by any other provision. Under Section 1094.6, any lawsuit or legal challenge to any quasi-adjudicative decision made by the City must be filed no later than the 90th day following the date on which such decision becomes final. Any lawsuit or legal challenge, which is not filed within that 90-day period, will be barred. If a person wishes to challenge the nature of the above section in court, they may be limited to raising only those issues they or someone else raised at the meeting described in this notice, or in written correspondence delivered to the City of Santa Clara, at or prior to the meeting. In addition, judicial challenge may be limited or barred where the interested party has not sought and exhausted all available administrative remedies.

If a member of the public submits a speaker card for any agenda items, their name will appear in the Minutes. If no speaker card is submitted, the Minutes will reflect "Public Speaker."

In accordance with the requirements of Title II of the Americans with Disabilities Act of 1990 ("ADA"), the City of Santa Clara will not discriminate against qualified individuals with disabilities on the basis of disability in its services, programs, or activities, and will ensure that all existing facilities will be made accessible to the maximum extent feasible. The City of Santa Clara will generally, upon request, provide appropriate aids and services leading to effective communication for qualified persons with disabilities including those with speech, hearing, or vision impairments so they can participate equally in the City's programs, services, and activities. The City of Santa Clara will make all reasonable modifications to policies and programs to ensure that people with disabilities have an equal opportunity to enjoy all of its programs, services, and activities.

Agendas and other written materials distributed during a public meeting that are public record will be made available by the City in an appropriate alternative format. Contact the City Clerk's Office at 1 408-615-2220 with your request for an alternative format copy of the agenda or other written materials.

Individuals who require an auxiliary aid or service for effective communication, or any other disability-related modification of policies or procedures, or other accommodation, in order to participate in a program, service, or activity of the City of Santa Clara, should contact the City's ADA Coordinator at 408-615-3000 as soon as possible but no later than 48 hours before the scheduled event.

Draft

City of Santa Clara

Meeting Minutes

Youth Commission

03/10/2026	6:00 PM	Youth & Teen Center 2446 Cabrillo Avenue Santa Clara, CA 95051

CALL TO ORDER AND ROLL CALL

This meeting was called to order Chair Martin at 6:04 p.m.

Present 10 - Commissioner Allysa Domensino, Commissioner Mateo Espinal, Commissioner Seoyun Chong, Commissioner Namita Gaidhani, Commissioner Julianna Arias Hernandez, Commissioner Neha Israni, Commissioner Drew Madriaga, Commissioner Malia Martin, Commissioner Brian Rong, and Commissioner Niharika Uppalapati

Absent 5 - Commissioner Srikha Gopisetti, Commissioner Rebecca Kunze, Commissioner Samaira Mehta, Commissioner Aneesha Vemu, and Commissioner Samarth Suresh

A motion was made by Commissioner Gaidhani, seconded by Commissioner Israni to excuse Commissioner Suresh, Commissioner Gopisetti, Commissioner Kunze, Commissioner Mehta, and Commissioner Vemu from the March 10,2026 meeting. The motion was carried by the following votes:

Aye: 10 - Commissioner Domensino, Commissioner Espinal, Commissioner Chong, Commissioner Gaidhani, Commissioner Arias Hernandez, Commissioner Israni, Commissioner Madriaga, Commissioner Martin, Commissioner Rong, and Commissioner Uppalapati

Absent: 5 - Commissioner Gopisetti, Commissioner Kunze, Commissioner Mehta, Commissioner Vemu, and Commissioner Suresh

CONSENT CALENDAR

1. 26-213 Action to Approve the Youth Commission Minutes of the February 10, 2026 Meeting

A motion was made by Commissioner Chong, seconded by Commissioner Domensino to approve the minutes as presented. The motion was carried by the following votes:

Aye: 10 - Commissioner Domensino, Commissioner Espinal, Commissioner Chong, Commissioner Gaidhani, Commissioner Arias Hernandez, Commissioner Israni, Commissioner Madriaga, Commissioner Martin, Commissioner Rong, and Commissioner Uppalapati

Excused: 5 - Commissioner Gopisetti, Commissioner Kunze, Commissioner Mehta, Commissioner Vemu, and Commissioner Suresh

PUBLIC PRESENTATIONS

None

GENERAL BUSINESS

2. 26-214 Discuss and Take Action on Youth Commission FY 2025/26 Work Plan & Goals

Community Building Committee
The Community Building Committee continues preparations for the SC Hacks hackathon event, scheduled for Saturday, March 21. The Committee has confirmed six registered teams and is currently in the process of recruiting judges, confirming volunteer assignments, and soliciting sponsorships.

Civic Engagement Committee
The Civic Engagement Committee is working to host a Narcan demonstration in partnership with the Santa Clara City Library. The Committee also continues its efforts to promote the Welcome Package initiative by developing a flyer targeted at new Santa Clara residents.

Youth Empowerment Committee
The Youth Empowerment Committee continues to discuss logistics for its video project, "What Can You Do with a Library Card?" and has begun editing footage gathered during filming.

The motion was made by Commissioner Uppalapati and seconded by Commissioner Rong that this item be recommended for approval. The motion was carried by the following votes:

Aye: 10 - Commissioner Domensino, Commissioner Espinal, Commissioner Chong, Commissioner Gaidhani, Commissioner Arias Hernandez, Commissioner Israni, Commissioner Madriaga, Commissioner Martin, Commissioner Rong, and Commissioner Uppalapati

Excused: 5 - Commissioner Gopisetti, Commissioner Kunze, Commissioner Mehta, Commissioner Vemu, and Commissioner Suresh

STAFF REPORT

Gayle Ichiho, Recreation Supervisor reported a total of 24 applications were received for the upcoming Youth Commission term. Candidate interviews are scheduled for Saturday, March 14, 2026.

Mimi Nguyen, Teen Librarian, reported that the Santa Clara City Library will host its STEM Zone event on Sunday, April 19, 2026, from 10:00 a.m. to 4:00 p.m. at the Santa Clara Convention Center.The Teen Library Card Design Contest has concluded, and judging is complete. The top eight finalists will be available for public voting from March 11 through March 20. Teens are encouraged to cast their votes in-person at the Teen Zone or online via the Library's social media channels and website. Additionally, Teen Library Leaders are currently producing a series of 'What Can You Do with a Library Card?' videos, with plans to distribute them to schools throughout the city. Staff will coordinate outreach efforts with the Youth Empowerment committee to maximize impact.

COMMISSIONERS REPORT

Commissioner Martin represented the Youth Commission at the Parent Information Night, where she engaged parents in a discussion about the Commission's role and community impact. The conversation highlighted leadership opportunities available to youth and encouraged students to get involved in advocating for their peers at the local level.

Alternate Rayees volunteered at the City of Santa Clara's inaugural Celebrate Santa Clara event at Levi's Stadium on Saturday, February 28th. The experience included facilitating activities for residents while offering the memorable opportunity to explore the stadium and walk on the field.

Commissioner Israni attended Supervisor Susan Ellenberg's State of the District event at Willow Glen High School on February 18. The event provided an overview of District 4's initiatives and accomplishments over the past year. At the event, the **Commissioner Israni** engaged with several county programs and organizations, including Santa Clara County Parks (which shared information on internship and volunteer opportunities), the TRUST (Trusted Response Urgent Support Team), and the County Division of Equity and Social Justice (which provided resources on immigration, HR1 funding cuts, wage theft, and youth services). Also she had the opportunity to connect with **Council Members Karen Hardy and Albert Gonzales**. Both expressed support for the Youth Commission's proposed naloxone administration demonstration. They also recommended that the Youth Commission arrange a tour of the Valley

Water Purified Water facility.

ADJOURNMENT

A motion was made by Commissioner Uppalapati and seconded by Commissioner Espinal to adjourn the meeting at 6:18 p.m. until the next regular meeting on April 7,2026 at 6:00 p.m. at the Youth & Teen Center.

Aye: 10 - Commissioner Domensino, Commissioner Espinal, Commissioner Chong, Commissioner Gaidhani, Commissioner Arias Hernandez, Commissioner Israni, Commissioner Madriaga, Commissioner Martin, Commissioner Rong, and Commissioner Uppalapati

Excused: 5 - Commissioner Gopisetti, Commissioner Kunze, Commissioner Mehta, Commissioner Vemu, and Commissioner Suresh

MEETING DISCLOSURES

The time limit within which to commence any lawsuit or legal challenge to any quasi-adjudicative decision made by the City is governed by Section 1094.6 of the Code of Civil Procedure, unless a shorter limitation period is specified by any other provision. Under Section 1094.6, any lawsuit or legal challenge to any quasi-adjudicative decision made by the City must be filed no later than the 90th day following the date on which such decision becomes final. Any lawsuit or legal challenge, which is not filed within that 90-day period, will be barred. If a person wishes to challenge the nature of the above section in court, they may be limited to raising only those issues they or someone else raised at the meeting described in this notice, or in written correspondence delivered to the City of Santa Clara, at or prior to the meeting. In addition, judicial challenge may be limited or barred where the interested party has not sought and exhausted all available administrative remedies.

If a member of the public submits a speaker card for any agenda items, their name will appear in the Minutes. If no speaker card is submitted, the Minutes will reflect "Public Speaker."

In accordance with the requirements of Title II of the Americans with Disabilities Act of 1990 ("ADA"), the City of Santa Clara will not discriminate against qualified individuals with disabilities on the basis of disability in its services, programs, or activities, and will ensure that all existing facilities will be made accessible to the maximum extent feasible. The City of Santa Clara will generally, upon request, provide appropriate aids and services leading to effective communication for qualified persons with disabilities including those with speech, hearing, or vision impairments so they can participate equally in the City's programs, services, and activities. The City of Santa Clara will make all reasonable modifications to policies and programs to ensure that people with disabilities have an equal opportunity to enjoy all of its programs, services, and activities.

Agendas and other written materials distributed during a public meeting that are public record will be made available by the City in an appropriate alternative format. Contact the City Clerk's Office at 1 408-615-2220 with your request for an alternative format copy of the agenda or other written materials.

Individuals who require an auxiliary aid or service for effective communication, or any other disability-related modification of policies or procedures, or other accommodation, in order to participate in a program, service, or activity of the City of Santa Clara, should contact the City's ADA Coordinator at 408-615-3000 as soon as possible but no later than 48 hours before the scheduled event.

Draft

City of Santa Clara

Meeting Minutes

Senior Advisory Commission

01/26/2026	5:00 PM	Hybrid Meeting 1303 Fremont Street Santa Clara, CA 95050

Special Meeting

The City of Santa Clara is conducting the Senior Advisory Commission meeting in a hybrid manner (in-person and a method for the public to participate remotely).

Please click this URL to join: https://santaclaraca.zoom.us/j/85645074034

Or join by phone: 669-900-683

Webinar ID: 975 9006 9803

CALL TO ORDER AND ROLL CALL

Chair Andrews called the regular meeting to order at 5:07 p.m

Present 5 - Chair Rick Andrews, Commissioner Kris Kapadia, Commissioner Rebecca Selden, Commissioner Alma Soto, and Commissioner Maria Vaz

CONSENT CALENDAR

1. 26-57 Review and Approve the Senior Advisory Commission Minutes of November 17, 2025

Recommendation: Approve the Senior Advisory Commission Minutes of November 17, 2025

A motion was made by Commissioner Kapadia, seconded by Commissioner Selden to approve the minutes of November 17, 2025.

Aye: 5 - Chair Andrews, Commissioner Kapadia, Commissioner Selden, Commissioner Soto, and Commissioner Vaz

PUBLIC PRESENTATIONS

Santa Clara Women's League member Wanda Buck, promoted Showtime 2026. The event will be held on March 6, 7, and 8. Tickets are on sale at santaclarawomensleague.org or at the door.

GENERAL BUSINESS

2. 26-73 Elect Rick Andrews to serve as Chair for FY 2025/26 Senior Advisory Commission

Recommendation: Elect Rick Andrews to serve as Chair for FY 2025/26 Senior Advisory Commission

A motion was made by Commissioner Kapadia, seconded by Commissioner Soto to elect Rick Andrews as the Chair for FY 2025/26.

Aye: 5 - Chair Andrews, Commissioner Kapadia, Commissioner Selden, Commissioner Soto, and Commissioner Vaz

3. 26-58 Discuss Senior Advisory Commission Work Plan Goals and Activities for FY 2025/26

Recommendation: Discuss and develop Senior Advisory Commission Work Plan Goals and Activities for FY 2025/26.

Goal 1: Strategic Plan for the Senior Needs Assessment
- Commissioners reviewed the survey and found a typo on question #17
- Commissioners discussed section A of the Strategic Plan:
  A. Circulate the Survey to the public
  Mail -
  Email Notification -
  Channel 15 -
  City-Wide Special Events -
  Senior Center Newsletter
  Radio Stations (SCU)
  Tabling Opportunities
  - Senior Center
  Fitness Center (Commissioner Kapadia)
  Senior Nutrition Program (Commissioner Kapadia)
  Health & Wellness Fair
  Monthly BBQ's
  - Farmer's Markets
  - Movie Nights
  - Senior Living Facilities
  Ellore (Commissioner Selden)

Valley Village (Commissioner Soto)
The Westmont
John Burns
Liberty Towers (Commissioner Soto)
Holiday Warburton Place
Priya Living
Pacific Gardens
Villa Serena
- Libraries

The Commission requested to purchase give-aways that they can handout when people take the survey. Staff will order items.

The Commission requested a sign-up sheet for the different tabling opportunities. Staff will create the sign-up sheet.

Goal 2: Advocate for Housing Regulations for Older Adults in Santa Clara.
A. Propose regulation modifications to protect Older Adults in rental properties.
- The Commission decided that they would wait for the results of the Senior Needs Assessment to assist them in determining the needs of regulation modifications.

STAFF REPORT

Recreation Supervisor Herb informed the Commission that the February Newsletter would be out at the end of January.

COMMISSIONERS REPORT

Commissioner Selden invited the Commissioners to attend the Showtime Melowdrama. Show dates are March 6, 7, and 8. Tickets are available at santaclarawomensleague.org or at the door.

Commissioner Soto reported on the following:
- She participated in a call from San Diego where they discussed a shuttle that was available for Older Adults.
- Commissioners Soto, Vaz, Kapadia, and Andrews attended the Super Bowl Flag Raising Ceremony, and had a great time.

Commissioner Vaz encouraged the Commissioners to watch her documentary from Brazil titled, "A Convenient Truth, " regarding public transportation.

Commissioner Kapadia reported that he'd like to see more Additional Dwelling Units (ADU) in Santa Clara, as well as shared an article about the gas appliance ban.

Commissioner Andrews complimented the City and the Parks & Recreation Department on the successful Holiday Tree Lighting event. It was well attended and organized. He congratulated the Tree Lighter, Wanda Buck.

ADJOURNMENT

A motion was made by Commissioner Soto, seconded by Commissioner Kapadia that the meeting be adjourned at 6:30 p.m.

Aye: 5 - Chair Andrews, Commissioner Kapadia, Commissioner Selden, Commissioner Soto, and Commissioner Vaz

MEETING DISCLOSURES

The time limit within which to commence any lawsuit or legal challenge to any quasi-adjudicative decision made by the City is governed by Section 1094.6 of the Code of Civil Procedure, unless a shorter limitation period is specified by any other provision. Under Section 1094.6, any lawsuit or legal challenge to any quasi-adjudicative decision made by the City must be filed no later than the 90th day following the date on which such decision becomes final. Any lawsuit or legal challenge, which is not filed within that 90-day period, will be barred. If a person wishes to challenge the nature of the above section in court, they may be limited to raising only those issues they or someone else raised at the meeting described in this notice, or in written correspondence delivered to the City of Santa Clara, at or prior to the meeting. In addition, judicial challenge may be limited or barred where the interested party has not sought and exhausted all available administrative remedies.

If a member of the public submits a speaker card for any agenda items, their name will appear in the Minutes. If no speaker card is submitted, the Minutes will reflect "Public Speaker."

In accordance with the requirements of Title II of the Americans with Disabilities Act of 1990 ("ADA"), the City of Santa Clara will not discriminate against qualified individuals with disabilities on the basis of disability in its services, programs, or activities, and will ensure that all existing facilities will be made accessible to the maximum extent feasible. The City of Santa Clara will generally, upon request, provide appropriate aids and services leading to effective communication for qualified persons with disabilities including those with speech, hearing, or vision impairments so they can participate equally in the City's programs, services, and activities. The City of Santa Clara will make all reasonable modifications to policies and programs to ensure that people with disabilities have an equal opportunity to enjoy all of its programs, services, and activities.

Agendas and other written materials distributed during a public meeting that are public record will be made available by the City in an appropriate alternative format. Contact the City Clerk's Office at 1 408-615-2220 with your request for an alternative format copy of the agenda or other written materials.

Individuals who require an auxiliary aid or service for effective communication, or any other disability-related modification of policies or procedures, or other accommodation, in order to participate in a program, service, or activity of the City of Santa Clara, should contact the City's ADA Coordinator at 408-615-3000 as soon as possible but no later than 48 hours before the scheduled event.

Draft

City of Santa Clara

Meeting Minutes

Senior Advisory Commission

03/16/2026 **5:00 PM** **Hybrid Meeting**
Santa Clara Senior Center
Room 205
1303 Fremont Street
Santa Clara, CA 95050

The City of Santa Clara is conducting the Senior Advisory Commission meeting in a hybrid manner (in-person and a method for the public to participate remotely).

Please click this URL to join: https://santaclaraca.zoom.us/j/86581982310

Or join by phone: 669-900-683

Webinar ID: 865 8198 2310

CALL TO ORDER AND ROLL CALL

Vice Chair Kapadia called the Special Meeting to order at 5:12 p.m

Present 4 - Chair Rick Andrews, Commissioner Kris Kapadia, Commissioner Rebecca Selden, and Commissioner Alma Soto

Absent 1 - Commissioner Maria Vaz

A motion was made by Commissioner Andrews, seconded by Commissioner Soto to excuse Commissioner Vaz. Motion failed.

Aye: 3 - Chair Andrews, Commissioner Kapadia, and Commissioner Soto

Absent: 1 - Commissioner Vaz

Abstained: 1 - Commissioner Selden

CONSENT CALENDAR

1. 26-189 Review and Approve the Senior Advisory Commission Minutes of January 26, 2026

Recommendation: Approve the Senior Advisory Commission Minutes of January 26, 2026

A motion was made by Commissioner Andrews, seconded by Commissioner Selden to approve the minutes of January 26, 2026

Aye: 4 - Chair Andrews, Commissioner Kapadia, Commissioner Selden, and Commissioner Soto

Absent: 1 - Commissioner Vaz

PUBLIC PRESENTATIONS

GENERAL BUSINESS

2. 26-190 Discuss Senior Advisory Commission Work Plan Goals and Activities for FY 2025/26

Recommendation: Discuss and develop Senior Advisory Commission Work Plan Goals and Activities for FY 2025/26.

Goal 1: Strategic Plan for the Senior Need Assessment
- Commissioners received an update on circulation process from City Staff and reviewed additional opportunities for promotion

A. Circulate the Survey to the
Email Notification - GovDelivery
Channel 15 -
City Hall News
SVP Utility Bill
Inside Santa Clara
Special Events:
- Celebrate Santa Clara
Senior Center Newsletter
Radio Stations (SCU)
Tabling Opportunities:
- Senior Center
  - o Fitness Center. - Commissioner Kapadia
  - o Senior Nutrition Program - Commissioner Kapadia
- Farmer's Market
- City Special Events (Health & Wellness Fair, Movie Nights)

Senior Living Facilities:
- Ellore - Commissioner Selden
- Valley Village - Commissioner Soto
- The Westmont
- John Burns
- Liberty Towers - Commissioner Soto
- Holiday Warburton Place
- Priya Living
- Pacific Gardens
- Villa Serena

Library -

Give-aways (magnifying card)

Commissioners signed up for additional responsibilities. **Recreation Herb** will update the spreadsheet and send it to Commissioners.

3. 26-251 Receive a Presentation and Provide Feedback on the Silicon Valley (SV) Hopper Shuttle Program

Recommendation: Receive a Presentation and Provide Feedback on the Silicon Valley (SV) Hopper Shuttle Program.

The Senior Advisory Commission received an educational presentation from the Public Works Department and was given the opportunity to ask questions and provide feedback.

STAFF REPORT

Recreation Manager Castro informed the Commission on the following:
- Applications for the Senior Commission vacancies are due by April 17 2026 at 6 p.m.
- Registration for Spring classes began on February 24
- The Santa Clara Women's League had a successful Showtime on March 6, 7, & 8
- Current rehabilitation park projects are:
  - Henry Schmidt
  - Central Park
  - International Swim Center

Recreation Supervisor Herb informed the Commission on the following:
- The Senior Needs Assessment is posted and available at all Recreation Facilities and City Hall
- Adventures to Go Travel Program has new trips available
- To Get Acquainted Ballroom Dance program now offers lessons prior to the start of the program from 12:45 - 1:30 p.m. Lessons change monthly.
- The "Be Strong, Live Long" Health & Wellness Fair will be held on three Fridays in May: 8, 15, & 22 from 12 - 3 p.m

COMMISSIONERS REPORT

Commissioner Selden inquired about the California Gas Appliance Ban. **Recreation Supervisor Herb** shared that she is working with Silicon Valley Power to offer an educational session on the topic at the Senior Center.

Commissioner Kapadia mentioned that he would like to communicate with the public. He also shared that he is collecting information about additional dwelling units (ADU) in Santa Clara.

ADJOURNMENT

A motion was made by Commissioner Andrews, seconded by Commissioner Soto that the meeting be adjourned at 6:28 p.m.

Aye: 4 - Chair Andrews, Commissioner Kapadia, Commissioner Selden, and Commissioner Soto

Absent: 1 - Commissioner Vaz

MEETING DISCLOSURES

The time limit within which to commence any lawsuit or legal challenge to any quasi-adjudicative decision made by the City is governed by Section 1094.6 of the Code of Civil Procedure, unless a shorter limitation period is specified by any other provision. Under Section 1094.6, any lawsuit or legal challenge to any quasi-adjudicative decision made by the City must be filed no later than the 90th day following the date on which such decision becomes final. Any lawsuit or legal challenge, which is not filed within that 90-day period, will be barred. If a person wishes to challenge the nature of the above section in court, they may be limited to raising only those issues they or someone else raised at the meeting described in this notice, or in written correspondence delivered to the City of Santa Clara, at or prior to the meeting. In addition, judicial challenge may be limited or barred where the interested party has not sought and exhausted all available administrative remedies.

If a member of the public submits a speaker card for any agenda items, their name will appear in the Minutes. If no speaker card is submitted, the Minutes will reflect "Public Speaker."

In accordance with the requirements of Title II of the Americans with Disabilities Act of 1990 ("ADA"), the City of Santa Clara will not discriminate against qualified individuals with disabilities on the basis of disability in its services, programs, or activities, and will ensure that all existing facilities will be made accessible to the maximum extent feasible. The City of Santa Clara will generally, upon request, provide appropriate aids and services leading to effective communication for qualified persons with disabilities including those with speech, hearing, or vision impairments so they can participate equally in the City's programs, services, and activities. The City of Santa Clara will make all reasonable modifications to policies and programs to ensure that people with disabilities have an equal opportunity to enjoy all of its programs, services, and activities.

Agendas and other written materials distributed during a public meeting that are public record will be made available by the City in an appropriate alternative format. Contact the City Clerk's Office at 1 408-615-2220 with your request for an alternative format copy of the agenda or other written materials.

Individuals who require an auxiliary aid or service for effective communication, or any other disability-related modification of policies or procedures, or other accommodation, in order to participate in a program, service, or activity of the City of Santa Clara, should contact the City's ADA Coordinator at 408-615-3000 as soon as possible but no later than 48 hours before the scheduled event.

Draft

City of Santa Clara

Meeting Minutes

Parks & Recreation Commission

01/12/2026 **7:00 PM** **Hybrid Meeting**
Sparacino Conference Room - City Hall East Wing
1500 Warburton Avenue
Santa Clara, CA 95050

Commissioner Vikas Gupta attended the meeting remotely from:
A6/10 Vasant Vihar
New Delhi, 110 057

The City of Santa Clara conducted the Parks & Recreation Commission meeting in a hybrid manner (in-person and a method for the public to participate remotely).

https://santaclaraca.zoom.us/j/88066854956

CALL TO ORDER AND ROLL CALL

Chair Chu called the meeting to order at 7:00 PM.

Present 6 - Commissioner Dana Caldwell, Chair Maureen Chu, Commissioner Derek DeMarco, Commissioner Eversley Forte, Vice Chair Vikas Gupta, and Commissioner Edward A. Souza

CONSENT CALENDAR

1.A 26-33 Action on the Parks & Recreation Commission Minutes of the November 10, 2025, Meeting

Recommendation: Approve the Parks & Recreation Commission Minutes of the November 10, 2025, Meeting.

Commissioner Forte made a motion, seconded by Commissioner Souza, to recommend approval of the November 10, 2025, Parks & Recreation Commission Minutes. The motion carried by the following vote:

Aye: 6 - Commissioner Caldwell, Chair Chu, Commissioner DeMarco, Commissioner Forte, Vice Chair Gupta, and Commissioner Souza

PUBLIC PRESENTATIONS

None.

GENERAL BUSINESS

2. 26-34 Status Update on the Progress Made on the FY 2025/26 Parks & Recreation Commission's Work Plan Goals

Recommendation: Discuss and update Parks & Recreation Commission Work Plan Goals and Activities for FY 2025/26.

No action was taken on this item.

STAFF REPORT

Director Damon Sparacino

Parks & Recreation Department will check on the status of Art & Wine financials. There are currently no action items for the Art & Wine festival. The Director provided updates on construction projects that may impact 2026 Art & Wine Festival. He also provided an update on 4th of July celebration will be heard by Council in February.

Additionally, the Parks & Recreation Master plan will be brought to City Council in February or March. The Director also provided an update on Warburton construction. A contract may be awarded in early 2027.

Recreation Manager Castro

Staff undertook the website update for all the Parks and Park Project pages. Recreation Manager Castro suggested the Commissioners check out the updated page when they get the chance. She said a special event survey went live recently. She encouraged the Commissioners to forward the survey to friends and family.

Several items will be coming to the Commissioners in February including: Wade Brummal grant, Parks & Recreation Master Plan, and a Charter Review presentation by the City Attorney. Recreation Manager Castro also thanked the Commissioners for attending the Tree Lighting event.

Recreation Manager Castro provided an update on ISC. The contract is being finalized for ISC. Construction is on track to begin in February. The bid results for Phase II should also arrive in February. Recreation Manager Castro also noted that Henry Schmidt park and restrooms will be open during construction.

COMMISSIONERS REPORT

Commissioner Caldwell
Attended the Tree Lighting event. He was surprised with the amount of venders in attendance. The Commissioner commented that “this was an upgrade to previous years’ ”. The Commissioner also reiterated his experience with a downed tree limb at Maywood park he was concerned about.

Commissioner Chu
Attended the Tree Lighting Event. Commented on the Nutcracker performance. “Well run!”

Commissioner DeMarco
The Commissioner did not attend the Tree Lighting event. His children started Acrobatics with the Recreation Department. Noted that Bowers Parks “Looks Great!”

Commissioner Forte
Attended the Veterans and Tree Lighting events. The Commissioner inquired if these events were good/ successful for the vendors?

Commissioner Gupta
The Commissioner spent a lot of the holiday season traveling. He was not in attendance at the Tree Lighting event. The Commissioner visited several landmarks on his journeys and noted how the local governments (of his destinations) invested so heavily into their parks systems. The Commissioner noted all the amenities and features and infrastructure of these park systems.

Commissioner Souza
The Commissioner enjoyed the Tree Lighting event and “Loves to see it grow year over year!” The Commissioner made note of the recent passing of Ray Gamma, who leaves behind a great legacy with the city.

ADJOURNMENT

Commissioner DeMarco made a motion, seconded by Commissioner Caldwell to adjourn the Parks & Recreation Commission Meeting at 7.59 PM until the next regular meeting on March 9, 2026, at 7:00 PM in the Sparacino Conference Room at City Hall.

Aye: 6 - Commissioner Caldwell, Chair Chu, Commissioner DeMarco, Commissioner Forte, Vice Chair Gupta, and Commissioner Souza

MEETING DISCLOSURES

The time limit within which to commence any lawsuit or legal challenge to any quasi-adjudicative decision made by the City is governed by Section 1094.6 of the Code of Civil Procedure, unless a shorter limitation period is specified by any other provision. Under Section 1094.6, any lawsuit or legal challenge to any quasi-adjudicative decision made by the City must be filed no later than the 90th day following the date on which such decision becomes final. Any lawsuit or legal challenge, which is not filed within that 90-day period, will be barred. If a person wishes to challenge the nature of the above section in court, they may be limited to raising only those issues they or someone else raised at the meeting described in this notice, or in written correspondence delivered to the City of Santa Clara, at or prior to the meeting. In addition, judicial challenge may be limited or barred where the interested party has not sought and exhausted all available administrative remedies.

If a member of the public submits a speaker card for any agenda items, their name will appear in the Minutes. If no speaker card is submitted, the Minutes will reflect "Public Speaker."

In accordance with the requirements of Title II of the Americans with Disabilities Act of 1990 ("ADA"), the City of Santa Clara will not discriminate against qualified individuals with disabilities on the basis of disability in its services, programs, or activities, and will ensure that all existing facilities will be made accessible to the maximum extent feasible. The City of Santa Clara will generally, upon request, provide appropriate aids and services leading to effective communication for qualified persons with disabilities including those with speech, hearing, or vision impairments so they can participate equally in the City's programs, services, and activities. The City of Santa Clara will make all reasonable modifications to policies and programs to ensure that people with disabilities have an equal opportunity to enjoy all of its programs, services, and activities.

Agendas and other written materials distributed during a public meeting that are public record will be made available by the City in an appropriate alternative format. Contact the City Clerk's Office at 1 408-615-2220 with your request for an alternative format copy of the agenda or other written materials.

Individuals who require an auxiliary aid or service for effective communication, or any other disability-related modification of policies or procedures, or other accommodation, in order to participate in a program, service, or activity of the City of Santa Clara, should contact the City's ADA Coordinator at 408-615-3000 as soon as possible but no later than 48 hours before the scheduled event.

Draft

City of Santa Clara

Meeting Minutes

Parks & Recreation Commission

03/09/2026 **7:00 PM** **Hybrid Meeting**
Sparacino Conference Room - City Hall East Wing
1500 Warburton Avenue
Santa Clara, CA 95050

The City of Santa Clara is conducting the Parks & Recreation Commission meeting in a hybrid manner (in-person and a method for the public to participate remotely).

Join Zoom meeting
https://santaclaraca.zoom.us/j/86374316081

Webinar ID: 863 7431 6081

CALL TO ORDER AND ROLL CALL

Chair Chu called the meeting to order at 7:02 PM. Commissioner Forte arrived late at 7:20 PM.

Present 5 - Commissioner Dana Caldwell, Chair Maureen Chu, Commissioner Derek DeMarco, Vice Chair Vikas Gupta, and Commissioner Edward A. Souza

Absent 1 - Commissioner Eversley Forte

CONSENT CALENDAR

1. 26-265 Action on the Parks & Recreation Commission Meeting Minutes from January 12, 2026

Recommendation: Approve the Parks & Recreation Commission Meeting Minutes from January 12, 2026

Commissioner DeMarco made a motion, seconded by Commissioner Caldwell, approved the January 12, 2026, Parks & Recreation Commission Minutes. The motion carried by the following vote:

Aye: 5 - Commissioner Caldwell, Chair Chu, Commissioner DeMarco, Vice Chair Gupta, and Commissioner Souza

Absent: 1 - Commissioner Forte

PUBLIC PRESENTATIONS

GENERAL BUSINESS

2. 26-93 Approval of a Grant from the Wade Brummal Youth Sports Scholarship Program in the Amount of $3,550 to Reimburse Santa Clara Police Activities League for Eligible Scholarships from the 2025 Softball Season

Recommendation: Approve a Grant in the Amount of $3,550 from the Wade Brummal Youth Sports Scholarship Program in the Public Donations Fund to Reimburse the Santa Clara Police Activities League for Eligible Expenses Related to the 2025 Softball Season.

Commissioner DeMarco made a motion, seconded by Commissioner Gupta to approve a grant from the Wade Brummal Youth Sports Scholarship Program in the amount of $3,550 to reimburse Santa Clara Police activities league for eligible scholarships from the 2025 softball season. The motion is carried by the following vote:

Aye: 6 - Commissioner Caldwell, Chair Chu, Commissioner DeMarco, Commissioner Forte, Vice Chair Gupta, and Commissioner Souza

3. 26-130 Approval of a Grant from the Wade Brummal Youth Sports Scholarship Program in the Amount of $42,045 to Reimburse Santa Clara Youth Soccer League for Eligible Scholarships from the 2025 Soccer Season

Recommendation: Approve a Grant in the Amount of $42,045 from the Wade Brummal Youth Sports Scholarship Program in the Public Donations Fund to Reimburse the Santa Clara Youth Soccer League for 59 Eligible Scholarships Related to the 2025 Soccer Season.

Commissioner Souza noted that the grant amount of $42,045 was erroneously stated to be $42,405 in RTC 26-130

Commissioner DeMarco made a motion, seconded by Commissioner Caldwell to approve a grant from the Wade Brummal Youth Sports Scholarship Program in the amount of $42,045 to reimburse Santa Clara Youth Soccer League for eligible scholarships from the 2025 soccer season. The motion was carried by the following vote:

Aye: 4 - Commissioner Caldwell, Chair Chu, Commissioner DeMarco, and Commissioner Souza

Abstained: 2 - Commissioner Forte, and Vice Chair Gupta

4. 26-216 Review and Recommendation of the Parks and Recreation Master Plan to the City Council for Adoption

Recommendation: It is recommended that the Parks & Recreation Commission review the Parks & Recreation Master Plan and the accompanying presentation, provide comments on the Plan, and adopt a resolution recommending that the City Council approve the Plan.

Commissioner DeMarco made a motion, seconded by Vice Chair Gupta to recommend to CIty Council to adopt the Parks & Recreation Master Plan. The motion was carried by the following vote:

Aye: 6 - Commissioner Caldwell, Chair Chu, Commissioner DeMarco, Commissioner Forte, Vice Chair Gupta, and Commissioner Souza

5. 26-267 Discuss the Progress Made on the FY 2025/26 Parks & Recreation Commission's Work Plan Goals and Activities

Recommendation: Discuss and update Parks & Recreation Commission Work Plan Goals and Activities for FY 2025/26.

Vice Chair Gupta made a motion, seconded by Commissioner DeMarco, to continue the work plan discussion until the next regular meeting. The motion is carried by the following vote:

Aye: 6 - Commissioner Caldwell, Chair Chu, Commissioner DeMarco, Commissioner Forte, Vice Chair Gupta, and Commissioner Souza

STAFF REPORT

Director Sparacino

Director Sparacino informed the Commissioners that a Parks Visitation survey has been created to track Commissioner park visits.

Recreation Manager Castro

Recreation Manager Castro provided updates that a Senior Needs Assessment is available for residents to complete through May 31. She also said the 4th of July Celebration will be held at Mission College this year per City Council. Recreation Manager Castro also provided updates on the Art & Wine Festival and Central Park access project.

COMMISSIONERS REPORT

Commissioner Caldwell

Commissioner Caldwell visited multiple parks. The Commissioner noticed a tree issue at Maywood Park. He was pleased with the quick resolution after reporting the issue via the MySantaClara app.

Chair Chu

Chair Chu will visit more parks in the future.

Commissioner DeMarco

Commissioner DeMarco attended several classes with his child (including a dance class in Central Park). He also visited Bowers and Warburton Park.

Commissioner Forte

Commissioner Forte attended the Flag Raising Celebration and Celebrate Santa Clara at Levi Stadium. He was pleased to have the opportunity to speak with Steve Young.

Vice Chair Gupta

Vice Chair Gupta attended the Flag Raising ceremony and Celebrate Santa Clara at Levi Stadium. He was disappointed he did not get to attend the silent disco activity.

Commissioner Souza

Commissioner Souza recently returned from vacation. He asked Director Sparacino for an update on the hiring of a new Park Superintendent. Director Sparacino said he is working with HR to move this forward.

ADJOURNMENT

Commissioner DeMarco made a motion, seconded by Commissioner Caldwell to adjourn the Parks & Recreation Commission Meeting at 9:06 PM until the next regular meeting on April 13, at 7:00 PM in the Sparacino Conference Room at City Hall.

Aye: 6 - Commissioner Caldwell, Chair Chu, Commissioner DeMarco, Commissioner Forte, Vice Chair Gupta, and Commissioner Souza

MEETING DISCLOSURES

The time limit within which to commence any lawsuit or legal challenge to any quasi-adjudicative decision made by the City is governed by Section 1094.6 of the Code of Civil Procedure, unless a shorter limitation period is specified by any other provision. Under Section 1094.6, any lawsuit or legal challenge to any quasi-adjudicative decision made by the City must be filed no later than the 90th day following the date on which such decision becomes final. Any lawsuit or legal challenge, which is not filed within that 90-day period, will be barred. If a person wishes to challenge the nature of the above section in court, they may be limited to raising only those issues they or someone else raised at the meeting described in this notice, or in written correspondence delivered to the City of Santa Clara, at or prior to the meeting. In addition, judicial challenge may be limited or barred where the interested party has not sought and exhausted all available administrative remedies.

If a member of the public submits a speaker card for any agenda items, their name will appear in the Minutes. If no speaker card is submitted, the Minutes will reflect "Public Speaker."

In accordance with the requirements of Title II of the Americans with Disabilities Act of 1990 ("ADA"), the City of Santa Clara will not discriminate against qualified individuals with disabilities on the basis of disability in its services, programs, or activities, and will ensure that all existing facilities will be made accessible to the maximum extent feasible. The City of Santa Clara will generally, upon request, provide appropriate aids and services leading to effective communication for qualified persons with disabilities including those with speech, hearing, or vision impairments so they can participate equally in the City's programs, services, and activities. The City of Santa Clara will make all reasonable modifications to policies and programs to ensure that people with disabilities have an equal opportunity to enjoy all of its programs, services, and activities.

Agendas and other written materials distributed during a public meeting that are public record will be made available by the City in an appropriate alternative format. Contact the City Clerk's Office at 1 408-615-2220 with your request for an alternative format copy of the agenda or other written materials.

Individuals who require an auxiliary aid or service for effective communication, or any other disability-related modification of policies or procedures, or other accommodation, in order to participate in a program, service, or activity of the City of Santa Clara, should contact the City's ADA Coordinator at 408-615-3000 as soon as possible but no later than 48 hours before the scheduled event.

26-253 Agenda Date: 5/5/2026

REPORT TO COUNCIL

SUBJECT
Action on City Bills and Claims Report for the period February 7, 2026 - March 6, 2026

BACKGROUND
Disbursements made by the City of Santa Clara (City) are based on invoices submitted for payment. Prior to payment, staff reviews all disbursement documents to ensure they are reflective of the goods or services provided. Invoices are usually paid within 30 days of receipt of an accurate invoice. As a final step, the City Auditor, or designee, verifies all documents before the City issues payment. Payments are issued through accounts payable checks and wire transfers. It is important to note that items that pertain to Stadium Authority operations are billed to the Stadium Manager (ManCo) to pay on behalf of the Stadium Authority for Non-NFL events, and on behalf of the 49ers for NFL events.

The Bills and Claims Report, as required by the City Charter, represents the cash disbursements required for operations of the City for the reporting period covered. The report reflects the payment date, invoice number, description of the payment, funding source, and payment amount for all invoices. The budget control is set by the City Council through the budget adoption process. The attached report is sorted by Silicon Valley Power (SVP) expenses first, followed by the rest of the City funds.

DISCUSSION
Significant expenditures in this period include:

- Payment to Northern California Power Agency in the amount of $18,458,845 for February 2026 all resources bill.
- Payment to EDF Trading North America, LLC in the amount of $3,082,504 for January 2026 physical natural gas balancing services for SVP generation facilities.
- Payment to Tri-Dam Authority/Project in the amount of $3,035,154 for January 2026 Hydroelectric purchase.
- Payment to GE Grid Solutions LLC in the amount of $2,832,760 for parts purchase for NRS Transformer Replacement project.
- Payment to MSR Public Power Agency/Energy Authority in the amount of $2,404,750 for January and February 2026 power purchase and January 2026 administrative cost.
- Payment to City of San Jose in the amount of $2,217,199 for October to December 2025 recycle water purchase and monthly water charge.

Payments to ManCo are not included in the City's Bills and Claims report as they are currently reported through a separate Stadium Authority Bills and Claims report. Stadium Authority related payments in the City's Bills and Claims report include general administrative, material, and supply

expenses of approximately $54,591. Included in this amount are payments totaling $13,997 for service of console network connections at Levi Stadium, $3,823 to Arini Geographics LLC for GIS Common Operational Picture, and $7,792 to Bauer Compressors Inc for Personal Prectective Equipment. These expenses are reimbursed to the City by the Stadium Authority.

During this period, payments were made on behalf of the City, Housing Authority, and the Santa Clara Stadium Authority (described above).

Certain information such as names of law firms and recipients of workers' compensation have been redacted from the Bills and Claims report. The Supreme Court of California in Los Angeles County Board of Supervisors v. Superior Court, (2016) 2 Cal.5th 282, held that invoices specifying the amounts billed by a law firm to a client fall within the scope of attorney-client privilege while the matters are active. In accordance with the Supreme Court's ruling, the names of law firms retained by the City, and the specific amounts billed by each, have been redacted from the public report to maintain the confidentiality of billing records for legal services. In addition, individually identifiable information about recipients of workers' compensation has been redacted from the report based on California Labor Code section 138.7.

ENVIRONMENTAL REVIEW

The action being considered does not constitute a "project" within the meaning of the California Environmental Quality Act ("CEQA") pursuant to section 15378(b)(4) of Title 14 of the Code of Regulations in that it is a fiscal activity that does not involve any commitment to any specific project which may result in a potentially significant impact on the environment.

FISCAL IMPACT

The expenditures of $73,109,998 were appropriated to various funds with the adoption of the Fiscal Year 2025/26 budget, as amended.

COORDINATION

This report has been coordinated with the City Attorney's Office.

PUBLIC CONTACT

Public contact was made by posting the Council agenda on the City's official-notice bulletin board outside City Hall Council Chambers. A complete agenda packet is available on the City's website and in the City Clerk's Office at least 72 hours prior to a Regular Meeting and 24 hours prior to a Special Meeting. A hard copy of any agenda report may be requested by contacting the City Clerk's Office at (408) 615-2220, email clerk@santaclaraca.gov or at the public information desk at any City of Santa Clara public library.

RECOMMENDATION

Approve the list of Bills and Claims for February 7, 2026 - March 6, 2026.

Reviewed by: David Noce, Audit Manager
Approved by: Jovan D. Grogan, City Manager

ATTACHMENT

1. Bills and Claims Approved for Payment Report

City of Santa Clara
List of All Bills and Claims Approved for Payment
From 02/07/2026 to 03/06/2026

Run Date 4/9/2026
Run Time 12:58:45 PM

Sorted by Payment Amount

Fund Group: Electric Utility Funds

Payment No: W26193

Payment Date	Vendor Name	Voucher No.	Invoice No.	Description	Fund Code	Amount Paid
2026-02-25	NORTHERN CALIF POWER AGENCY	00593129	006002-0226027	FY26 NET EXPENSE	Electric Utility-Ops General	18,326,006.00
2026-02-25	NORTHERN CALIF POWER AGENCY	00593129	006002-0226027	FY26 LEG & REG SUPPORT EXP	Electric Utility-Ops General	72,398.00
2026-02-25	NORTHERN CALIF POWER AGENCY	00593129	006002-0226027	FY26 PASS THRU DEED DUES	Electric Utility-Ops General	562.00
2026-02-25	NORTHERN CALIF POWER AGENCY	00593129	006002-0226027	FY26 PASS THRU BAMX CONSULTING	Electric Utility-Ops General	41,094.00
2026-02-25	NORTHERN CALIF POWER AGENCY	00593129	006002-0226027	FY26 PASS THRU SEPA DUES	Electric Utility-Ops General	235.00
2026-02-25	NORTHERN CALIF POWER AGENCY	00593129	006002-0226027	FY26 PASS THRU APPA DUES	Electric Utility-Ops General	6,847.00
2026-02-25	NORTHERN CALIF POWER AGENCY	00593129	006002-0226027	FY26 PASS THRU CEE DUES	Electric Utility-Ops General	56.00
2026-02-25	NORTHERN CALIF POWER AGENCY	00593129	006002-0226027	FY26 PASS THRU ASE DUES	Electric Utility-Ops General	14.00
2026-02-25	NORTHERN CALIF POWER AGENCY	00593129	006002-0226027	FY26 PASS THRU MISC	Electric Utility-Ops General	8,825.00
2026-02-25	NORTHERN CALIF POWER AGENCY	00593129	006002-0226027	FY26 PASS THRU WREGIS FEE	Electric Utility-Ops Restrictd	118.00
2026-02-25	NORTHERN CALIF POWER AGENCY	00593129	006002-0226027	FY26 PASS THRU CCES INV25-720	Electric Utility-Ops Restrictd	2,690.00
				Total for Payment No.:		18,458,845.00

Payment No: W26192

Payment Date	Vendor Name	Voucher No.	Invoice No.	Description	Fund Code	Amount Paid
2026-02-25	EDF TRADING NORTH AMERICA LLC	00592883	4925386	2601 LT PURCHASE DVR	Electric Utility-Ops General	3,958,859.46
2026-02-25	EDF TRADING NORTH AMERICA LLC	00592883	4925386	2601 ST PURCHASE DVR	Electric Utility-Ops General	-988,363.32
2026-02-25	EDF TRADING NORTH AMERICA LLC	00592883	4925386	2601 IMBALANCE SALE DVR	Electric Utility-Ops General	-32,194.04
2026-02-25	EDF TRADING NORTH AMERICA LLC	00592883	4925386	2601 IMBALANCE PURCHASE DVR	Electric Utility-Ops General	75,299.23
2026-02-25	EDF TRADING NORTH AMERICA LLC	00592883	4925386	2601 LT PURCHASE GIA	Electric Utility-Ops General	90,515.54
2026-02-25	EDF TRADING NORTH AMERICA LLC	00592883	4925386	2601 ST PURCHASE GIA	Electric Utility-Ops General	-22,597.98
2026-02-25	EDF TRADING NORTH AMERICA LLC	00592883	4925386	2601 IMBALANCE SALE GIA	Electric Utility-Ops General	-736.09
2026-02-25	EDF TRADING NORTH AMERICA LLC	00592883	4925386	2601 IMBALANCE PURCHASE GIA	Electric Utility-Ops General	1,721.64
				Total for Payment No.:		3,082,504.44

Payment No: 036029

Payment Date	Vendor Name	Voucher No.	Invoice No.	Description	Fund Code	Amount Paid
2026-02-27	TRI-DAM PROJECT	00592758	2026-1 SVP	2601 BEARDSLEY BUNDLED ENERGY	Electric Utility-Ops General	220,084.75
2026-02-27	TRI-DAM PROJECT	00592758	2026-1 SVP	2601 BEARDSLEY RA	Electric Utility-Ops General	22,495.59
2026-02-27	TRI-DAM PROJECT	00592758	2026-1 SVP	2601 DONNELLS BUNDLED ENERGY	Electric Utility-Ops General	1,771,291.94
2026-02-27	TRI-DAM PROJECT	00592758	2026-1 SVP	2601 DONNELLS RA	Electric Utility-Ops General	385,903.06
2026-02-27	TRI-DAM PROJECT	00592758	2026-1 SVP	2601 DONNELLS AS	Electric Utility-Ops General	62,844.70
2026-02-27	TRI-DAM PROJECT	00592758	2026-1 SVP	2601 TULLOCH BUNDLED ENERGY	Electric Utility-Ops General	173,345.57
2026-02-27	TRI-DAM PROJECT	00592758	2026-1 SVP	2601 TULLOCH RA CAPACITY	Electric Utility-Ops General	28,931.15

Payment Date	Vendor Name	Voucher No.	Invoice No.	Description	Fund Code	Amount Paid
				Total for Payment No.:		2,664,896.76

Payment No: W26191

Payment Date	Vendor Name	Voucher No.	Invoice No.	Description	Fund Code	Amount Paid
2026-02-13	GE GRID SOLUTIONS LLC	00592435	6000137560	PART - QUANTITY 2 SPARES: 245K	Electric Utility-Construction	10,136.00
2026-02-13	GE GRID SOLUTIONS LLC	00592435	6000137560	PART - QUANTITY 2 SPARES: 245K	Electric Utility-Construction	180.00
2026-02-13	GE GRID SOLUTIONS LLC	00592435	6000137560	PART - QUANTITY 2 SPARES: 245K	Electric Utility-Construction	180.00
2026-02-13	GE GRID SOLUTIONS LLC	00592435	6000137560	PART - QUANTITY 2 SPARES: 245K	Electric Utility-Construction	498.00
2026-02-13	GE GRID SOLUTIONS LLC	00592435	6000137560	PART - QUANTITY 6: 245KV, 3000	Electric Utility-Construction	419,760.00
2026-02-13	GE GRID SOLUTIONS LLC	00592435	6000137560	CHANGE ORDER 1: PART - QUANTIT	Electric Utility-Construction	-11,680.00
2026-02-13	GE GRID SOLUTIONS LLC	00592435	6000137560	PART - QUANTITY 2 SPARES: 145K	Electric Utility-Construction	6,138.00
2026-02-13	GE GRID SOLUTIONS LLC	00592435	6000137560	PART - QUANTITY 2 SPARES: 145K	Electric Utility-Construction	180.00
2026-02-13	GE GRID SOLUTIONS LLC	00592435	6000137560	PART - QUANTITY 2 SPARES: 145K	Electric Utility-Construction	180.00
2026-02-13	GE GRID SOLUTIONS LLC	00592435	6000137560	PART - QUANTITY 2 SPARES: 145K	Electric Utility-Construction	498.00
2026-02-13	GE GRID SOLUTIONS LLC	00592123	6000124411C	CREDIT FOR 10% SRV PREV BILLED	Electric Utility-Construction	-16,445.00
2026-02-13	GE GRID SOLUTIONS LLC	00592435	6000137560	PART - QUANTITY 2: 245KV, 3000	Electric Utility-Construction	139,920.00
2026-02-13	GE GRID SOLUTIONS LLC	00592435	6000137560	PART - QUANTITY 7: 145KV, 4000	Electric Utility-Construction	342,475.00
2026-02-13	GE GRID SOLUTIONS LLC	00592435	6000137560	PART - QUANTITY 18: 145KV, 400	Electric Utility-Construction	880,650.00
2026-02-13	GE GRID SOLUTIONS LLC	00592435	6000137560	CHANGE ORDER 1: PART - QUANTIT	Electric Utility-Construction	48,925.00

Payment Date	Vendor Name	Voucher No.	Invoice No.	Description	Fund Code	Amount Paid
2026-02-13	GE GRID SOLUTIONS LLC	00592435	6000137560	CHANGE ORDER 1: PART - QUANTIT	Electric Utility-Construction	69,580.00
2026-02-13	GE GRID SOLUTIONS LLC	00592435	6000137560	CHANGE ORDER 1: PART - QUANTIT	Electric Utility-Construction	8,640.00
				Total for Payment No.:		1,899,815.00

Payment No: 035908

Payment Date	Vendor Name	Voucher No.	Invoice No.	Description	Fund Code	Amount Paid
2026-02-20	FRIANT POWER AUTHORITY	00592651	865	2601 ENERGY PURCH (HYDRO1)	Electric Utility-Ops General	1,079,557.69
2026-02-20	FRIANT POWER AUTHORITY	00592651	865	2601 ENERGY PURCH (HYDRO2)	Electric Utility-Ops General	429,633.80
				Total for Payment No.:		1,509,191.49

Payment No: 035946

Payment Date	Vendor Name	Voucher No.	Invoice No.	Description	Fund Code	Amount Paid
2026-02-20	TUCKER CONSTRUCTION	00592579	34909C	MATERIALS FOR FENCING AND TRAF	Electric Utility-Construction	890,388.18
2026-02-20	TUCKER CONSTRUCTION	00592581	34977A	MOBILIZATION, LABOR, OPERATOR,	Electric Utility-Construction	257,873.41
				Total for Payment No.:		1,148,261.59

Payment No: 035929

Payment Date	Vendor Name	Voucher No.	Invoice No.	Description	Fund Code	Amount Paid
2026-02-20	MSR ENERGY AUTHORITY	00592490	EA2505	2601 NATURAL GAS PURCH DVR	Electric Utility-Ops General	1,033,735.87
2026-02-20	MSR ENERGY AUTHORITY	00592490	EA2505	2601 NATURAL GAS PURCH GIA	Electric Utility-Ops General	23,635.38
				Total for Payment No.:		1,057,371.25

Payment No: 035930

Payment Date	Vendor Name	Voucher No.	Invoice No.	Description	Fund Code	Amount Paid
2026-02-20	MSR PUBLIC POWER AGENCY	00592654	020826	2601 BIG HORN ENERGY	Electric Utility-Ops General	759,837.63
2026-02-20	MSR PUBLIC POWER AGENCY	00592655	020526	2601 BIG HORN SHAPING	Electric Utility-Ops General	158,536.88
2026-02-20	MSR PUBLIC POWER AGENCY	00592083	020226	2602 PUR PWR SAN JUAN ACT	Electric Utility-Ops General	20,646.85
2026-02-20	MSR PUBLIC POWER AGENCY	00592083	020226	2602 RENEWABLE ADMIN COSTS	Electric Utility-Ops General	29,345.92
				Total for Payment No.:		968,367.28

Payment No: 036070

Payment Date	Vendor Name	Voucher No.	Invoice No.	Description	Fund Code	Amount Paid
2026-03-06	HENKELS & MCCOY WEST LLC	00593357	434938	SUBSISTENCE FOR OH/UG SERVICES	Electric Utility-Ops General	34,475.00
2026-03-06	HENKELS & MCCOY WEST LLC	00593358	435093	LABOR FOR OH/UG SERVICES	Electric Utility-Ops General	280,235.54
2026-03-06	HENKELS & MCCOY WEST LLC	00593358	435093	EQUIPMENT FOR OH/UG SERVICES	Electric Utility-Ops General	48,320.08
2026-03-06	HENKELS & MCCOY WEST LLC	00593358	435093	SUBSISTENCE FOR OH/UG SERVICES	Electric Utility-Ops General	33,200.00
2026-03-06	HENKELS & MCCOY WEST LLC	00593356	434906	LABOR FOR OH/UG SERVICES	Electric Utility-Ops General	137,064.96
2026-03-06	HENKELS & MCCOY WEST LLC	00593356	434906	EQUIPMENT FOR OH/UG SERVICES	Electric Utility-Ops General	32,851.27
2026-03-06	HENKELS & MCCOY WEST LLC	00593356	434906	SUBSISTENCE FOR OH/UG SERVICES	Electric Utility-Ops General	14,495.00
2026-03-06	HENKELS & MCCOY WEST LLC	00593357	434938	LABOR FOR OH/UG SERVICES	Electric Utility-Ops General	303,939.77
2026-03-06	HENKELS & MCCOY WEST LLC	00593357	434938	EQUIPMENT FOR OH/UG SERVICES	Electric Utility-Ops General	65,723.44
				Total for Payment No.:		950,305.06

Payment No: 732328

Payment Date	Vendor Name	Voucher No.	Invoice No.	Description	Fund Code	Amount Paid
2026-03-06	PG&E	00592769	6738869084-3 FEB2026	2601 GAS TRANSPORT DVR	Electric Utility-Ops General	752,163.62
				Total for Payment No.:		752,163.62

Payment No: 035859

Payment Date	Vendor Name	Voucher No.	Invoice No.	Description	Fund Code	Amount Paid
2026-02-13	ROYAL SWITCHGEAR MANUFACTURING CO	00592199	83173-8	NRS PART DESCRIPTION 230KV: 24	Electric Utility-Construction	107,796.00
2026-02-13	ROYAL SWITCHGEAR MANUFACTURING CO	00592198	83171-8	NRS PART DESCRIPTION 230KV: SP	Electric Utility-Construction	21,559.20
2026-02-13	ROYAL SWITCHGEAR MANUFACTURING CO	00592198	83171-8	NRS PART DESCRIPTION 230KV: 24	Electric Utility-Construction	43,118.40
2026-02-13	ROYAL SWITCHGEAR MANUFACTURING CO	00592195	83065-8	NRS PART DESCRIPTION 115KV: SP	Electric Utility-Construction	572.00
2026-02-13	ROYAL SWITCHGEAR MANUFACTURING CO	00592196	83101-8	NRS PART DESCRIPTION 115KV: 12	Electric Utility-Construction	339,249.60
2026-02-13	ROYAL SWITCHGEAR MANUFACTURING CO	00592433	83182-8	NRS PART DESCRIPTION 230KV: 24	Electric Utility-Construction	86,236.80
2026-02-13	ROYAL SWITCHGEAR MANUFACTURING CO	00592434	83193-8	NRS PART DESCRIPTION 230KV: 24	Electric Utility-Construction	129,355.20
				Total for Payment No.:		727,887.20

Payment No: 036098

Payment Date	Vendor Name	Voucher No.	Invoice No.	Description	Fund Code	Amount Paid
2026-03-06	TUCKER CONSTRUCTION	00593280	34909D	MOBILIZATION, LABOR, OPERATOR,	Electric Utility-Construction	306,229.00
2026-03-06	TUCKER CONSTRUCTION	00593281	34909E	MOBILIZATION, LABOR, OPERATOR,	Electric Utility-Construction	118,167.13
2026-03-06	TUCKER CONSTRUCTION	00593281	34909E	MATERIALS FOR FENCING AND TRAF	Electric Utility-Construction	230,663.00
				Total for Payment No.:		655,059.13

Payment No: 035885

Payment Date	Vendor Name	Voucher No.	Invoice No.	Description	Fund Code	Amount Paid
2026-02-20	AMERESCO	00592084	80679	2512 VASCO GMC COSTS GRID MGT	Electric Utility-Ops General	13,065.57
2026-02-20	AMERESCO	00592085	80680	2512 FORWARD BUNDLED ENERGY	Electric Utility-Ops General	339,700.79
2026-02-20	AMERESCO	00592085	80680	2512 FORWARD GRID MGMT GMC	Electric Utility-Ops General	9,316.37
2026-02-20	AMERESCO	00592084	80679	2512 VASCO EXP ENG BUNDLED	Electric Utility-Ops General	272,605.10
				Total for Payment No.:		634,687.83

Payment No: 035986

Payment Date	Vendor Name	Voucher No.	Invoice No.	Description	Fund Code	Amount Paid
2026-02-27	ELECTRICAL CONSULTANTS INC	00593013	140062	CHANGE ORDER 1: ADDITIONAL FUN	Electric Utility-Construction	181,041.48
2026-02-27	ELECTRICAL CONSULTANTS INC	00593014	140886	CHANGE ORDER 1: ADDITIONAL FUN	Electric Utility-Construction	152,952.00
2026-02-27	ELECTRICAL CONSULTANTS INC	00593020	140885	CHANGE ORDER 1: ADDITIONAL FUN	Electric Utility-Construction	211,719.50
2026-02-27	ELECTRICAL CONSULTANTS INC	00592973	135739	CHANGE ORDER 1: ADDITIONAL SER	Electric Utility-Construction	11,911.86
2026-02-27	ELECTRICAL CONSULTANTS INC	00592973	135739	PREPARATION OF A SYSTEM EXPANS	Electric Utility-Construction	23,178.14
				Total for Payment No.:		580,802.98

Payment No: 035828

Payment Date	Vendor Name	Voucher No.	Invoice No.	Description	Fund Code	Amount Paid
2026-02-13	DMZ BUILDERS	00592188	KRS Progress Payment 04	RETENTION PROJ 2453 KRS	Electric Utility-Construction	-28,726.25
2026-02-13	DMZ BUILDERS	00592188	KRS Progress Payment 04	CONSTRUCTION SERVICES FOR KRS	Electric Utility-Construction	574,525.00
				Total for Payment No.:		545,798.75

Payment No: W26191B

Payment Date	Vendor Name	Voucher No.	Invoice No.	Description	Fund Code	Amount Paid
2026-02-13	GE GRID SOLUTIONS LLC	00592175	6000124410C	CREDIT FOR PREV BILLED SRV	Electric Utility-Construction	-9,867.00
2026-02-13	GE GRID SOLUTIONS LLC	00592438	6000138826	PART - QUANTITY 1 SPARE: 145KV	Electric Utility-Construction	48,925.00
2026-02-13	GE GRID SOLUTIONS LLC	00592438	6000138826	PART - QUANTITY 2 SPARES: 145K	Electric Utility-Construction	180.00
2026-02-13	GE GRID SOLUTIONS LLC	00592438	6000138826	PART - QUANTITY 2 SPARES: 145K	Electric Utility-Construction	180.00
2026-02-13	GE GRID SOLUTIONS LLC	00592438	6000138826	PART - QUANTITY 2 SPARES: 145K	Electric Utility-Construction	6,138.00
2026-02-13	GE GRID SOLUTIONS LLC	00592438	6000138826	PART - QUANTITY 9: 145KV, 4000	Electric Utility-Construction	440,325.00
2026-02-13	GE GRID SOLUTIONS LLC	00592438	6000138826	PART - QUANTITY 2 SPARES: 145K	Electric Utility-Construction	498.00
				Total for Payment No.:		486,379.00

Payment No: 732305

Payment Date	Vendor Name	Voucher No.	Invoice No.	Description	Fund Code	Amount Paid
2026-02-27	ZACKS & FREEDMAN PC	00592573	43055FEB2026	EASEMENT KRS/SRS BASSET ST	Electric Utility-Construction	460,000.00
				Total for Payment No.:		460,000.00

Payment No: W26191A

Payment Date	Vendor Name	Voucher No.	Invoice No.	Description	Fund Code	Amount Paid
2026-02-13	GE GRID SOLUTIONS LLC	00592177	6000124409C	CREDIT FOR PREV BILLED SRV	Electric Utility-Construction	-6,578.00
2026-02-13	GE GRID SOLUTIONS LLC	00592437	6000138824	PART - QUANTITY 8: 145KV, 4000	Electric Utility-Construction	391,400.00
2026-02-13	GE GRID SOLUTIONS LLC	00592437	6000138824	PART - QUANTITY 2 SPARES: 145K	Electric Utility-Construction	180.00
2026-02-13	GE GRID SOLUTIONS LLC	00592437	6000138824	PART - QUANTITY 2 SPARES: 145K	Electric Utility-Construction	6,138.00
2026-02-13	GE GRID SOLUTIONS LLC	00592437	6000138824	PART - QUANTITY 2 SPARES: 145K	Electric Utility-Construction	498.00

Payment Date	Vendor Name	Voucher No.	Invoice No.	Description	Fund Code	Amount Paid
2026-02-13	GE GRID SOLUTIONS LLC	00592437	6000138824	PART - QUANTITY 1 SPARE: 145KV	Electric Utility-Construction	48,925.00
2026-02-13	GE GRID SOLUTIONS LLC	00592437	6000138824	PART - QUANTITY 2 SPARES: 145K	Electric Utility-Construction	180.00
				Total for Payment No.:		440,743.00

Payment No: 035865

Payment Date	Vendor Name	Voucher No.	Invoice No.	Description	Fund Code	Amount Paid
2026-02-13	TRANSMISSION AGENCY OF NORTHERN CA	00591459	JANUARY 2026	2603 DEBT SERVICE (TANC)	Electric Utility-Ops General	117,169.25
2026-02-13	TRANSMISSION AGENCY OF NORTHERN CA	00591459	JANUARY 2026	2602 DEBT SERVICE (SOT)	Electric Utility-Ops General	5,059.00
2026-02-13	TRANSMISSION AGENCY OF NORTHERN CA	00591459	JANUARY 2026	2603 TANC A&G	Electric Utility-Ops General	106,015.42
2026-02-13	TRANSMISSION AGENCY OF NORTHERN CA	00591459	JANUARY 2026	2603 COTP O&M	Electric Utility-Ops General	175,859.33
2026-02-13	TRANSMISSION AGENCY OF NORTHERN CA	00591459	JANUARY 2026	2509 TANC CRR PROG	Electric Utility-Ops General	6,301.25
2026-02-13	TRANSMISSION AGENCY OF NORTHERN CA	00591459	JANUARY 2026	2601 SOT FAC CHARGE	Electric Utility-Ops General	4,057.83
2026-02-13	TRANSMISSION AGENCY OF NORTHERN CA	00591459	JANUARY 2026	2512 SOT ADMIN COSTS	Electric Utility-Ops General	1,352.24
				Total for Payment No.:		415,814.32

Payment No: 035809

Payment Date	Vendor Name	Voucher No.	Invoice No.	Description	Fund Code	Amount Paid
2026-02-13	AECOM TECHNICAL SERVICES, INC	00592223	2001088597	CHANGE ORDER 2: ADDITIONAL SER	Electric Utility-Construction	50,927.48
2026-02-13	AECOM TECHNICAL SERVICES, INC	00592225	2001098185	CHANGE ORDER 2: ADDITIONAL SER	Electric Utility-Construction	107,292.39
2026-02-13	AECOM TECHNICAL SERVICES, INC	00592191	2001088601	NRS-KRS 115KV LINE SUPPORT AND	Electric Utility-Construction	1,744.48
2026-02-13	AECOM TECHNICAL SERVICES, INC	00592190	2001074154	NRS-KRS 115KV LINE SUPPORT AND	Electric Utility-Construction	6,534.10

Payment Date	Vendor Name	Voucher No.	Invoice No.	Description	Fund Code	Amount Paid
2026-02-13	AECOM TECHNICAL SERVICES, INC	00592184	2001088591	ADDITIONAL PROJECT MANAGEMENT	Electric Utility-Construction	46,692.85
2026-02-13	AECOM TECHNICAL SERVICES, INC	00592178	2001084645	SERVICES TO ASSIST IN DEVELOPI	Electric Utility-Ops Restrictd	169,938.33
				Total for Payment No.:		383,129.63

Payment No: 036082

Payment Date	Vendor Name	Voucher No.	Invoice No.	Description	Fund Code	Amount Paid
2026-03-06	MSR PUBLIC POWER AGENCY	00592761	021126	2601 BIG HORN 2 POWER	Electric Utility-Ops General	379,011.64
				Total for Payment No.:		379,011.64

Payment No: 036028

Payment Date	Vendor Name	Voucher No.	Invoice No.	Description	Fund Code	Amount Paid
2026-02-27	TRI-DAM POWER AUTHORITY	00592631	2026-1S SVP	2601 ENERGY PURCH (HYDRO)	Electric Utility-Ops General	305,644.61
2026-02-27	TRI-DAM POWER AUTHORITY	00592631	2026-1S SVP	2601 CAPACITY PURCH RA (HYDRO)	Electric Utility-Ops General	64,612.87
				Total for Payment No.:		370,257.48

Payment No: 036087

Payment Date	Vendor Name	Voucher No.	Invoice No.	Description	Fund Code	Amount Paid
2026-03-06	ONESOURCE SUPPLY SOLUTIONS LLC	00593283	S008011664.002	PART NUMBER HUGHES BROTHERS B7	Electric Utility-Construction	1,113.73
2026-03-06	ONESOURCE SUPPLY SOLUTIONS LLC	00593283	S008011664.002	PART NUMBER MACLEAN J8888 BOLT	Electric Utility-Construction	110.31
2026-03-06	ONESOURCE SUPPLY SOLUTIONS LLC	00593294	S008011664.001	PART NUMBER HUGHES BROTHERS MF	Electric Utility-Construction	7.68
2026-03-06	ONESOURCE SUPPLY SOLUTIONS LLC	00593294	S008011664.001	PART NUMBER HUBBELL C205-0220	Electric Utility-Construction	753.00

Payment Date	Vendor Name	Voucher No.	Invoice No.	Description	Fund Code	Amount Paid
2026-03-06	ONESOURCE SUPPLY SOLUTIONS LLC	00593283	S008011664.002	PART NUMBER HUGHES BROTHERS B6	Electric Utility-Construction	123.04
2026-03-06	ONESOURCE SUPPLY SOLUTIONS LLC	00593283	S008011664.002	PART NUMBER HUGHES BROTHERS B6	Electric Utility-Construction	31.10
2026-03-06	ONESOURCE SUPPLY SOLUTIONS LLC	00593283	S008011664.002	PART NUMBER MACLEAN J8892 BOLT	Electric Utility-Construction	39.06
2026-03-06	ONESOURCE SUPPLY SOLUTIONS LLC	00593294	S008011664.001	PART NUMBER HUGHES BROTHERS RW	Electric Utility-Construction	276.58
2026-03-06	ONESOURCE SUPPLY SOLUTIONS LLC	00593294	S008011664.001	PART NUMBER HUGHES BROTHERS 27	Electric Utility-Construction	1,158.80
2026-03-06	ONESOURCE SUPPLY SOLUTIONS LLC	00593294	S008011664.001	PART NUMBER HUGHES BROTHERS SC	Electric Utility-Construction	38.99
2026-03-06	ONESOURCE SUPPLY SOLUTIONS LLC	00593294	S008011664.001	PART NUMBER MACLEAN CW-44-6 WA	Electric Utility-Construction	79.44
2026-03-06	ONESOURCE SUPPLY SOLUTIONS LLC	00593294	S008011664.001	PART NUMBER HUGHES BROTHERS SW	Electric Utility-Construction	24.16
2026-03-06	ONESOURCE SUPPLY SOLUTIONS LLC	00593294	S008011664.001	PART NUMBER HUGHES BROTHERS MF	Electric Utility-Construction	181.69
2026-03-06	ONESOURCE SUPPLY SOLUTIONS LLC	00593294	S008011664.001	PART NUMBER BROOKS BR100-OAK-0	Electric Utility-Construction	3,286.85
2026-03-06	ONESOURCE SUPPLY SOLUTIONS LLC	00593294	S008011664.001	PART NUMBER PUPI TB20000963242	Electric Utility-Construction	2,247.10
2026-03-06	ONESOURCE SUPPLY SOLUTIONS LLC	00593294	S008011664.001	PART NUMBER MACLEAN J140 WASHE	Electric Utility-Construction	6.11
2026-03-06	ONESOURCE SUPPLY SOLUTIONS LLC	00593294	S008011664.001	PART NUMBER HUGHES BROTHERS SL	Electric Utility-Construction	7.20
2026-03-06	ONESOURCE SUPPLY SOLUTIONS LLC	00593294	S008011664.001	PART NUMBER MACLEAN J1089	Electric Utility-Construction	187.26

Payment Date	Vendor Name	Voucher No.	Invoice No.	Description	Fund Code	Amount Paid
				WASH		
2026-03-06	ONESOURCE SUPPLY SOLUTIONS LLC	00593294	S008011664.001	PART NUMBER HUGHES BROTHERS RW	Electric Utility-Construction	46.35
2026-03-06	ONESOURCE SUPPLY SOLUTIONS LLC	00593294	S008011664.001	PART NUMBER HUBBELL SC30 SOCKE	Electric Utility-Construction	6,363.07
2026-03-06	ONESOURCE SUPPLY SOLUTIONS LLC	00593293	S008011664.003	PART NUMBER SEFCOR AL-1108-4B	Electric Utility-Construction	286.34
2026-03-06	ONESOURCE SUPPLY SOLUTIONS LLC	00593293	S008011664.003	PART NUMBER SEFCOR ACFHV2-43-1	Electric Utility-Construction	682.43
2026-03-06	ONESOURCE SUPPLY SOLUTIONS LLC	00593294	S008011664.001	PART NUMBER HUBBELL YCS059030	Electric Utility-Construction	3,417.47
2026-03-06	ONESOURCE SUPPLY SOLUTIONS LLC	00593294	S008011664.001	PART NUMBER HUGHES BROTHERS TR	Electric Utility-Construction	1,014.08
2026-03-06	ONESOURCE SUPPLY SOLUTIONS LLC	00593294	S008011664.001	PART NUMBER HUGHES BROTHERS TR	Electric Utility-Construction	122.22
2026-03-06	ONESOURCE SUPPLY SOLUTIONS LLC	00593283	S008011664.002	PART NUMBER ERICO 615880 GROUN	Electric Utility-Construction	792.03
2026-03-06	ONESOURCE SUPPLY SOLUTIONS LLC	00593283	S008011664.002	PART NUMBER ERICO CC58 COUPLER	Electric Utility-Construction	158.61
2026-03-06	ONESOURCE SUPPLY SOLUTIONS LLC	00593283	S008011664.002	PART NUMBER PREFORMED MG-0154	Electric Utility-Construction	1,716.12
2026-03-06	ONESOURCE SUPPLY SOLUTIONS LLC	00593283	S008011664.002	PART NUMBER MACLEAN J8874 BOLT	Electric Utility-Construction	25.70
2026-03-06	ONESOURCE SUPPLY SOLUTIONS LLC	00593283	S008011664.002	PART NUMBER HUGHES BROTHERS TR	Electric Utility-Construction	952.14
2026-03-06	ONESOURCE SUPPLY SOLUTIONS LLC	00593283	S008011664.002	PART NUMBER MACLEAN J8876 BOL	Electric Utility-Construction	26.78
2026-03-06	ONESOURCE SUPPLY SOLUTIONS LLC	00593283	S008011664.002	PART NUMBER HUBBELL BC30	Electric Utility-Construction	2,434.40

Payment Date	Vendor Name	Voucher No.	Invoice No.	Description	Fund Code	Amount Paid
				BALL		
2026-03-06	ONESOURCE SUPPLY SOLUTIONS LLC	00593283	S008011664.002	PART NUMBER HUBBELL 6503 EYE	Electric Utility-Construction	94.72
2026-03-06	ONESOURCE SUPPLY SOLUTIONS LLC	00593283	S008011664.002	PART NUMBER HENDRIX HPI-55-4 I	Electric Utility-Construction	173.84
2026-03-06	ONESOURCE SUPPLY SOLUTIONS LLC	00593283	S008011664.002	PART NUMBER HUBBELL P250026S10	Electric Utility-Construction	43,484.84
2026-03-06	ONESOURCE SUPPLY SOLUTIONS LLC	00593283	S008011664.002	PART NUMBER HUBBELL TSC-150 CL	Electric Utility-Construction	333.92
2026-03-06	ONESOURCE SUPPLY SOLUTIONS LLC	00593283	S008011664.002	PART NUMBER ERICO HDC58 CLAMP,	Electric Utility-Construction	90.81
2026-03-06	ONESOURCE SUPPLY SOLUTIONS LLC	00593283	S008011664.002	PART NUMBER MACLEAN ASH-55 SHA	Electric Utility-Construction	976.01
2026-03-06	ONESOURCE SUPPLY SOLUTIONS LLC	00593283	S008011664.002	PART NUMBER PREFORMED UTF-1210	Electric Utility-Construction	107.60
2026-03-06	ONESOURCE SUPPLY SOLUTIONS LLC	00593483	S008098056.003	ARM, ST LT, AL 8FT MAST, 2IN O	Electric Utility-Ops General	3,185.36
2026-03-06	ONESOURCE SUPPLY SOLUTIONS LLC	00593486	S008123191.002	CONNECTOR, OH, AUTO, FULL-TEN,	Electric Utility-Ops General	1,051.97
2026-03-06	ONESOURCE SUPPLY SOLUTIONS LLC	00593484	S008098056.005	LAMP, ST LT, HPS, 150W, 55V,	Electric Utility-Ops General	371.90
2026-03-06	ONESOURCE SUPPLY SOLUTIONS LLC	00593484	S008098056.005	LAMP, ST LT, HPS, 400W, 100V,	Electric Utility-Ops General	229.16
2026-03-06	ONESOURCE SUPPLY SOLUTIONS LLC	00593485	S008098159.001	BOX, FIBERGLASS, N-30, 13INX24	Electric Utility-Ops General	1,154.40
2026-03-06	ONESOURCE SUPPLY SOLUTIONS LLC	00593487	S008123730.003	K2910 3/4 SPRING CLIP or Equal	Electric Utility-Ops General	1,086.89
2026-03-06	ONESOURCE SUPPLY SOLUTIONS LLC	00593488	S008123730.004	1/2 LAG BOLTS Twist-Drive Pilo	Electric Utility-Ops General	231.35
2026-03-06	ONESOURCE SUPPLY SOLUTIONS LLC	00593491	S008139270.001	WIRE, 600V, CU, 250 MCM 37 STR	Electric Utility-Ops General	10,094.06
2026-03-06	ONESOURCE SUPPLY SOLUTIONS	00593494	S008138384.002	LINK, FIGURE 8 CHAIN 30 MLB KO	Electric Utility-Ops	875.73

Payment Date	Vendor Name	Voucher No.	Invoice No.	Description	Fund Code	Amount Paid
	LLC				General	
2026-03-06	ONESOURCE SUPPLY SOLUTIONS LLC	00593498	S008138384.001	CHAIN LINK, TWISTED, CHANCE, K	Electric Utility-Ops General	505.25
2026-03-06	ONESOURCE SUPPLY SOLUTIONS LLC	00593501	S008146732.001	WIRE, SUBSTATION, #14, GRAY, C	Electric Utility-Ops General	304.46
2026-03-06	ONESOURCE SUPPLY SOLUTIONS LLC	00593503	S008146888.002	WIRE, 600V, CU, 250 MCM 37 STR	Electric Utility-Ops General	10,094.06
2026-03-06	ONESOURCE SUPPLY SOLUTIONS LLC	00593508	S008155105.001	HARD HAT, WIDE BRIM, 4 POINT S	Electric Utility-Ops General	567.45
2026-03-06	ONESOURCE SUPPLY SOLUTIONS LLC	00593509	S008147359.001	ATTACHMENT, POLE, EYE PLATE ,	Electric Utility-Ops General	432.14
2026-03-06	ONESOURCE SUPPLY SOLUTIONS LLC	00593505	S008147028.001	CONNECTOR, OH, PARALLEL GROOVE	Electric Utility-Ops General	125.28
2026-03-06	ONESOURCE SUPPLY SOLUTIONS LLC	00593510	S008147028.003	CONNECTOR, OH, PARALLEL GROOVE	Electric Utility-Ops General	306.92
2026-03-06	ONESOURCE SUPPLY SOLUTIONS LLC	00593457	S008068880.003	CONNECTOR, OH, PARALLEL GROOVE	Electric Utility-Ops General	1,264.43
2026-03-06	ONESOURCE SUPPLY SOLUTIONS LLC	00593455	S007891440.001	CONNECTOR, OH, TRANSFORMER TAP	Electric Utility-Ops General	3,530.19
2026-03-06	ONESOURCE SUPPLY SOLUTIONS LLC	00593665	S008082087.002	FUSE 80 AMP TYPE K. AB CHANCE	Electric Utility-Ops General	1,437.18
2026-03-06	ONESOURCE SUPPLY SOLUTIONS LLC	00593664	S008082087.001	FUSE 2K CHANCE M2KA23	Electric Utility-Ops General	735.50
2026-03-06	ONESOURCE SUPPLY SOLUTIONS LLC	00593460	S008090494.001	FUSE 80 AMP TYPE K. AB CHANCE	Electric Utility-Ops General	4,268.97
2026-03-06	ONESOURCE SUPPLY SOLUTIONS LLC	00593646	S008069076.002	CUTOUTS FOR NUTTMAN	Electric Utility-Ops General	450.99
2026-03-06	ONESOURCE SUPPLY SOLUTIONS LLC	00593454	S007875831.003	CONNECTOR, SERVICE DROP INSUL	Electric Utility-Ops General	80.75
2026-03-06	ONESOURCE SUPPLY SOLUTIONS LLC	00593458	S008069026.001	SPLICE KIT,1100 KCMIL 115kv, 6	Electric Utility-Ops General	237,767.01
2026-03-06	ONESOURCE SUPPLY SOLUTIONS LLC	00593459	S008087494.002	HPS PSCT6000844001 GRD CLAMP B	Electric Utility-Ops General	4,383.22
2026-03-06	ONESOURCE SUPPLY SOLUTIONS LLC	00593456	S008068880.002	GUARD, LINE, #4 SOLID CU, 50"	Electric Utility-Ops General	2,453.13

Payment Date	Vendor Name	Voucher No.	Invoice No.	Description	Fund Code	Amount Paid
2026-03-06	ONESOURCE SUPPLY SOLUTIONS LLC	00593512	S008155966.001	BRUSH, CLEANING KEARNEY #11800	Electric Utility-Ops General	536.79
2026-03-06	ONESOURCE SUPPLY SOLUTIONS LLC	00593513	S008146888.001	TERMINAL, LUG, 2 HOLE PAD, COM	Electric Utility-Ops General	2,706.30
2026-03-06	ONESOURCE SUPPLY SOLUTIONS LLC	00593514	S008147028.002	CONNECTOR, OH, PARALLEL GROOVE	Electric Utility-Ops General	131.54
2026-03-06	ONESOURCE SUPPLY SOLUTIONS LLC	00593360	S008082087.003	FUSE, 5 AMP TYPE K. COOPER #FL	Electric Utility-Ops General	269.32
				Total for Payment No.:		363,603.28

Payment No: 732258

Payment Date	Vendor Name	Voucher No.	Invoice No.	Description	Fund Code	Amount Paid
2026-02-27	OMEGA INDUSTRIAL SERVICES LLC	00593081	25-2957-2	115 KV SINGLE PHASE LOW BUS SU	Electric Utility-Construction	43,174.13
2026-02-27	OMEGA INDUSTRIAL SERVICES LLC	00593081	25-2957-2	115 KV THREE PHASE HIGH BUS SU	Electric Utility-Construction	48,561.62
2026-02-27	OMEGA INDUSTRIAL SERVICES LLC	00593081	25-2957-2	115 KV THREE PHASE CVT SUPPORT	Electric Utility-Construction	25,986.98
2026-02-27	OMEGA INDUSTRIAL SERVICES LLC	00593081	25-2957-2	115 KV THREE PHASE LOW SWITCH	Electric Utility-Construction	103,749.29
2026-02-27	OMEGA INDUSTRIAL SERVICES LLC	00593081	25-2957-2	115 KV THREE PHASE LOW SWITCH	Electric Utility-Construction	6,840.49
2026-02-27	OMEGA INDUSTRIAL SERVICES LLC	00593081	25-2957-2	GALVANIZING REPAIR KIT QUANTIT	Electric Utility-Construction	982.13
2026-02-27	OMEGA INDUSTRIAL SERVICES LLC	00593081	25-2957-2	SHIPPING/FREIGHT	Electric Utility-Construction	40,750.00
2026-02-27	OMEGA INDUSTRIAL SERVICES LLC	00593081	25-2957-2	115 KV THREE PHASE LOW BUS SUP	Electric Utility-Construction	34,525.44
2026-02-27	OMEGA INDUSTRIAL SERVICES LLC	00593023	25-2957-1	ANCHOR BOLT, 1 1/4" DIA., F155	Electric Utility-Construction	5,250.44
2026-02-27	OMEGA INDUSTRIAL SERVICES LLC	00593023	25-2957-1	ANCHOR BOLT, 1" DIA., F1554, G	Electric Utility-Construction	4,949.91
2026-02-27	OMEGA INDUSTRIAL SERVICES LLC	00593023	25-2957-1	ANCHOR BOLT, 1" DIA., F1554, G	Electric Utility-Construction	12,021.21

Payment Date	Vendor Name	Voucher No.	Invoice No.	Description	Fund Code	Amount Paid
2026-02-27	OMEGA INDUSTRIAL SERVICES LLC	00593023	25-2957-1	ANCHOR BOLT, 1" DIA., F1554, G	Electric Utility-Construction	707.13
2026-02-27	OMEGA INDUSTRIAL SERVICES LLC	00593023	25-2957-1	ANCHOR BOLT, 1" DIA., F1554, G	Electric Utility-Construction	4,949.91
2026-02-27	OMEGA INDUSTRIAL SERVICES LLC	00593023	25-2957-1	ANCHOR BOLT, 1 1/4" DIA., F155	Electric Utility-Construction	11,667.65
				Total for Payment No.:		344,116.33

Payment No: 035979

Payment Date	Vendor Name	Voucher No.	Invoice No.	Description	Fund Code	Amount Paid
2026-02-27	DAVEY TREE SURGERY	00592213	920225587	2511 TREE TRIM PWR LINES	Electric Utility-Ops General	341,781.92
				Total for Payment No.:		341,781.92

Payment No: W26186

Payment Date	Vendor Name	Voucher No.	Invoice No.	Description	Fund Code	Amount Paid
2026-02-20	RE ROSAMOND ONE LLC	00592460	00146	2601 ENERGY PURCH (SOLAR)	Electric Utility-Ops General	319,435.83
				Total for Payment No.:		319,435.83

Payment No: W26185

Payment Date	Vendor Name	Voucher No.	Invoice No.	Description	Fund Code	Amount Paid
2026-02-20	AQUAMARINE WESTSIDE, LLC	00591451	AQUA-SVP-02-012	2512 SOLAR ENERGY&REC PURCHASE	Electric Utility-Ops General	490,679.75
2026-02-20	AQUAMARINE WESTSIDE, LLC	00591451	AQUA-SVP-02-012	2512 CAISO REIMB CREDIT	Electric Utility-Ops General	-220,564.74
				Total for Payment No.:		270,115.01

Payment No: 035926

Payment Date	Vendor Name	Voucher No.	Invoice No.	Description	Fund Code	Amount Paid
2026-02-20	MANZANA WIND LLC	00592456	288177	2601 ENERGY PURCHSE (WIND)	Electric Utility-Ops General	377,139.82

Payment Date	Vendor Name	Voucher No.	Invoice No.	Description	Fund Code	Amount Paid
2026-02-20	MANZANA WIND LLC	00592456	288177	2601 PPA ENERGY REVENUE (WIND)	Electric Utility-Ops General	-107,723.03
				Total for Payment No.:		269,416.79

Payment No: 003959

Payment Date	Vendor Name	Voucher No.	Invoice No.	Description	Fund Code	Amount Paid
2026-02-11	JP MORGAN CHASE BANK, N.A. PROCUREMENT	00593339	PC0126EADM	SQ *IMPEC GROUP LL (Purchase)	Electric Utility-Construction	310.50
2026-02-11	JP MORGAN CHASE BANK, N.A. PROCUREMENT	00593339	PC0126EADM	INTERNATIONAL TRANS (Purchase)	Electric Utility-Construction	2.67
2026-02-11	JP MORGAN CHASE BANK, N.A. PROCUREMENT	00593339	PC0126EADM	UNITED AIRLINES (Purchase)	Electric Utility-Construction	335.94
2026-02-11	JP MORGAN CHASE BANK, N.A. PROCUREMENT	00593339	PC0126EADM	UNITED AIRLINES (Purchase)	Electric Utility-Construction	335.94
2026-02-11	JP MORGAN CHASE BANK, N.A. PROCUREMENT	00593339	PC0126EADM	UNITED AIRLINES (Purchase)	Electric Utility-Construction	335.95
2026-02-11	JP MORGAN CHASE BANK, N.A. PROCUREMENT	00593339	PC0126EADM	BESTBUYCOM807133061 (Purchase)	Electric Utility-Construction	229.68
2026-02-11	JP MORGAN CHASE BANK, N.A. PROCUREMENT	00593339	PC0126EADM	TOSS*HOTELSTORY (Purchase)	Electric Utility-Construction	178.48
2026-02-11	JP MORGAN CHASE BANK, N.A. PROCUREMENT	00593339	PC0126EADM	TOSS*HOTELSTORY (Purchase)	Electric Utility-Construction	178.48
2026-02-11	JP MORGAN CHASE BANK, N.A. PROCUREMENT	00593339	PC0126EADM	TOSS*HOTELSTORY (Purchase)	Electric Utility-Construction	178.49
2026-02-11	JP MORGAN CHASE BANK, N.A. PROCUREMENT	00593339	PC0126EADM	INTERNATIONAL TRANS (Purchase)	Electric Utility-Construction	2.68
2026-02-11	JP MORGAN CHASE BANK, N.A. PROCUREMENT	00593339	PC0126EADM	INTERNATIONAL TRANS (Purchase)	Electric Utility-Construction	2.68
2026-02-11	JP MORGAN CHASE BANK, N.A. PROCUREMENT	00593339	PC0126EADM	THE HOME DEPOT #063 (Purchase)	Electric Utility-Construction	147.25
2026-02-11	JP MORGAN CHASE BANK, N.A. PROCUREMENT	00593339	PC0126EADM	GRAINGER (Purchase)	Electric Utility-Construction	311.21
2026-02-11	JP MORGAN CHASE BANK, N.A. PROCUREMENT	00593339	PC0126EADM	SP TRUECABLE (Purchase)	Electric Utility-Construction	212.79

Payment Date	Vendor Name	Voucher No.	Invoice No.	Description	Fund Code	Amount Paid
2026-02-11	JP MORGAN CHASE BANK, N.A. PROCUREMENT	00593340	PC0126EDVR	SOUTHWEST (Purchase)	Electric Utility-Ops General	362.46
2026-02-11	JP MORGAN CHASE BANK, N.A. PROCUREMENT	00593340	PC0126EDVR	SOUTHWEST (Purchase)	Electric Utility-Ops General	475.22
2026-02-11	JP MORGAN CHASE BANK, N.A. PROCUREMENT	00593340	PC0126EDVR	WESTJET (Purchase)	Electric Utility-Ops General	421.75
2026-02-11	JP MORGAN CHASE BANK, N.A. PROCUREMENT	00593340	PC0126EDVR	TARGET 00028 (Purchase)	Electric Utility-Ops General	27.96
2026-02-11	JP MORGAN CHASE BANK, N.A. PROCUREMENT	00593340	PC0126EDVR	AIR CANADA (Purchase)	Electric Utility-Ops General	213.39
2026-02-11	JP MORGAN CHASE BANK, N.A. PROCUREMENT	00593340	PC0126EDVR	AMAZON MKTPL (Purchase)	Electric Utility-Ops General	444.95
2026-02-11	JP MORGAN CHASE BANK, N.A. PROCUREMENT	00593340	PC0126EDVR	AMAZON MKTPL (Purchase)	Electric Utility-Ops General	294.58
2026-02-11	JP MORGAN CHASE BANK, N.A. PROCUREMENT	00593341	PC0126EFLD	SP TOOLUP (Purchase)	Electric Utility-Ops General	109.45
2026-02-11	JP MORGAN CHASE BANK, N.A. PROCUREMENT	00593341	PC0126EFLD	CSF* RTIC KRVB (Purchase)	Electric Utility-Ops General	147.48
2026-02-11	JP MORGAN CHASE BANK, N.A. PROCUREMENT	00593341	PC0126EFLD	CSF* RTIC 7OHU (Purchase)	Electric Utility-Ops General	147.48
2026-02-11	JP MORGAN CHASE BANK, N.A. PROCUREMENT	00593341	PC0126EFLD	WELDER S HEAVEN (Purchase)	Electric Utility-Ops General	445.79
2026-02-11	JP MORGAN CHASE BANK, N.A. PROCUREMENT	00593341	PC0126EFLD	AMAZON MKTPL (Purchase)	Electric Utility-Ops General	64.16
2026-02-11	JP MORGAN CHASE BANK, N.A. PROCUREMENT	00593340	PC0126EDVR	AMAZON MKTPL (Purchase)	Electric Utility-Ops General	686.52
2026-02-11	JP MORGAN CHASE BANK, N.A. PROCUREMENT	00593340	PC0126EDVR	AMAZON MKTPL (Purchase)	Electric Utility-Ops General	74.46
2026-02-11	JP MORGAN CHASE BANK, N.A. PROCUREMENT	00593340	PC0126EDVR	AMAZON MKTPL (Purchase)	Electric Utility-Ops General	39.16
2026-02-11	JP MORGAN CHASE BANK, N.A. PROCUREMENT	00593340	PC0126EDVR	HARRINGTON-FREMONT (Purchase)	Electric Utility-Ops General	444.87
2026-02-11	JP MORGAN CHASE BANK, N.A. PROCUREMENT	00593340	PC0126EDVR	SANDISK (Purchase)	Electric Utility-Ops General	2,226.09
2026-02-11	JP MORGAN CHASE BANK, N.A.	00593341	PC0126EFLD	COMCAST / XFINITY (Purchase)	Electric Utility-Ops	66.35

Payment Date	Vendor Name	Voucher No.	Invoice No.	Description	Fund Code	Amount Paid
	PROCUREMENT				General	
2026-02-11	JP MORGAN CHASE BANK, N.A. PROCUREMENT	00593341	PC0126EFLD	BLUECOSMO (Purchase)	Electric Utility-Ops General	56.65
2026-02-11	JP MORGAN CHASE BANK, N.A. PROCUREMENT	00593341	PC0126EFLD	HNS*HUGHESNET.COM (Purchase)	Electric Utility-Ops General	119.94
2026-02-11	JP MORGAN CHASE BANK, N.A. PROCUREMENT	00593341	PC0126EFLD	FASTRAK VIOLATION C (Purchase)	Electric Utility-Ops General	16.00
2026-02-11	JP MORGAN CHASE BANK, N.A. PROCUREMENT	00593341	PC0126EFLD	4TE*LIFELINE SYSTEM (Purchase)	Electric Utility-Ops General	50.95
2026-02-11	JP MORGAN CHASE BANK, N.A. PROCUREMENT	00593341	PC0126EFLD	ZOOM.COM 888-799-96 (Purchase)	Electric Utility-Ops General	149.90
2026-02-11	JP MORGAN CHASE BANK, N.A. PROCUREMENT	00593341	PC0126EFLD	REXEL 2833 (Purchase)	Electric Utility-Ops General	28.46
2026-02-11	JP MORGAN CHASE BANK, N.A. PROCUREMENT	00593341	PC0126EFLD	REXEL 2833 (Purchase)	Electric Utility-Ops General	548.78
2026-02-11	JP MORGAN CHASE BANK, N.A. PROCUREMENT	00593341	PC0126EFLD	ROYAL BRASS INC - S (Purchase)	Electric Utility-Ops General	325.65
2026-02-11	JP MORGAN CHASE BANK, N.A. PROCUREMENT	00593341	PC0126EFLD	GRAINGER (Purchase)	Electric Utility-Ops General	43.93
2026-02-11	JP MORGAN CHASE BANK, N.A. PROCUREMENT	00593341	PC0126EFLD	THE HOME DEPOT 630 (Purchase)	Electric Utility-Ops General	52.29
2026-02-11	JP MORGAN CHASE BANK, N.A. PROCUREMENT	00593341	PC0126EFLD	GRAINGER (Purchase)	Electric Utility-Ops General	73.24
2026-02-11	JP MORGAN CHASE BANK, N.A. PROCUREMENT	00593341	PC0126EFLD	THE HOME DEPOT 630 (Purchase)	Electric Utility-Ops General	218.35
2026-02-11	JP MORGAN CHASE BANK, N.A. PROCUREMENT	00593341	PC0126EFLD	LINDE GAS & EQUIPME (Purchase)	Electric Utility-Ops General	174.50
2026-02-11	JP MORGAN CHASE BANK, N.A. PROCUREMENT	00593341	PC0126EFLD	AMAZON.COM*JG9LE4IX (Purchase)	Electric Utility-Ops General	227.99
2026-02-11	JP MORGAN CHASE BANK, N.A. PROCUREMENT	00593341	PC0126EFLD	SP GREAT PLAINS IND (Purchase)	Electric Utility-Ops General	413.46
2026-02-11	JP MORGAN CHASE BANK, N.A. PROCUREMENT	00593341	PC0126EFLD	BELL ELECTRICAL SUP (Purchase)	Electric Utility-Ops General	46.17
2026-02-11	JP MORGAN CHASE BANK, N.A. PROCUREMENT	00593341	PC0126EFLD	AMAZON.COM*HL6R30ZD (Purchase)	Electric Utility-Ops General	414.66

Payment Date	Vendor Name	Voucher No.	Invoice No.	Description	Fund Code	Amount Paid
2026-02-11	JP MORGAN CHASE BANK, N.A. PROCUREMENT	00593341	PC0126EFLD	THE HOME DEPOT #063 (Purchase)	Electric Utility-Ops General	208.24
2026-02-11	JP MORGAN CHASE BANK, N.A. PROCUREMENT	00593341	PC0126EFLD	THE HOME DEPOT #063 (Purchase)	Electric Utility-Ops General	117.51
2026-02-11	JP MORGAN CHASE BANK, N.A. PROCUREMENT	00593341	PC0126EFLD	THE HOME DEPOT #0630 (Credit)	Electric Utility-Ops General	-18.19
2026-02-11	JP MORGAN CHASE BANK, N.A. PROCUREMENT	00593341	PC0126EFLD	AMAZON.COM*UD9TE3GO (Purchase)	Electric Utility-Ops General	400.72
2026-02-11	JP MORGAN CHASE BANK, N.A. PROCUREMENT	00593341	PC0126EFLD	THE HOME DEPOT #063 (Purchase)	Electric Utility-Ops General	40.35
2026-02-11	JP MORGAN CHASE BANK, N.A. PROCUREMENT	00593341	PC0126EFLD	AMAZON.COM (Credit)	Electric Utility-Ops General	-414.66
2026-02-11	JP MORGAN CHASE BANK, N.A. PROCUREMENT	00593341	PC0126EFLD	FASTRAK VIOLATION C (Purchase)	Electric Utility-Ops General	8.00
2026-02-11	JP MORGAN CHASE BANK, N.A. PROCUREMENT	00593341	PC0126EFLD	FASTRAK VIOLATION C (Purchase)	Electric Utility-Ops General	8.00
2026-02-11	JP MORGAN CHASE BANK, N.A. PROCUREMENT	00593341	PC0126EFLD	WWW COSTCO COM (Purchase)	Electric Utility-Ops General	535.99
2026-02-11	JP MORGAN CHASE BANK, N.A. PROCUREMENT	00593341	PC0126EFLD	HOMEDEPOT.COM (Purchase)	Electric Utility-Ops General	76.32
2026-02-11	JP MORGAN CHASE BANK, N.A. PROCUREMENT	00593341	PC0126EFLD	AMAZON MKTPL (Purchase)	Electric Utility-Ops General	380.49
2026-02-11	JP MORGAN CHASE BANK, N.A. PROCUREMENT	00593341	PC0126EFLD	AMAZON.COM*9I0Q97YB (Purchase)	Electric Utility-Ops General	199.92
2026-02-11	JP MORGAN CHASE BANK, N.A. PROCUREMENT	00593340	PC0126EDVR	BELL ELECTRICAL SUP (Purchase)	Electric Utility-Ops General	834.80
2026-02-11	JP MORGAN CHASE BANK, N.A. PROCUREMENT	00593341	PC0126EFLD	HARBOR FREIGHT TOOL (Purchase)	Electric Utility-Ops General	1,466.54
2026-02-11	JP MORGAN CHASE BANK, N.A. PROCUREMENT	00593341	PC0126EFLD	LINDE GAS & EQUIPME (Purchase)	Electric Utility-Ops General	134.02
2026-02-11	JP MORGAN CHASE BANK, N.A. PROCUREMENT	00593341	PC0126EFLD	AMAZON MKTPL (Purchase)	Electric Utility-Ops General	38.60
2026-02-11	JP MORGAN CHASE BANK, N.A. PROCUREMENT	00593341	PC0126EFLD	AMAZON MKTPL (Purchase)	Electric Utility-Ops General	19.30
2026-02-11	JP MORGAN CHASE BANK, N.A.	00593341	PC0126EFLD	AMAZON MKTPL (Purchase)	Electric Utility-Ops	153.30

Payment Date	Vendor Name	Voucher No.	Invoice No.	Description	Fund Code	Amount Paid
	PROCUREMENT				General	
2026-02-11	JP MORGAN CHASE BANK, N.A. PROCUREMENT	00593341	PC0126EFLD	AMAZON.COM*Z818B1IO (Purchase)	Electric Utility-Ops General	90.97
2026-02-11	JP MORGAN CHASE BANK, N.A. PROCUREMENT	00593341	PC0126EFLD	SCC PERMIT CENTER (Purchase)	Electric Utility-Ops General	1,000.00
2026-02-11	JP MORGAN CHASE BANK, N.A. PROCUREMENT	00593339	PC0126EADM	BARCODES GROUP INC (Purchase)	Electric Utility-Ops General	266.75
2026-02-11	JP MORGAN CHASE BANK, N.A. PROCUREMENT	00593339	PC0126EADM	BARCODES GROUP INC (Purchase)	Electric Utility-Ops General	364.46
2026-02-11	JP MORGAN CHASE BANK, N.A. PROCUREMENT	00593339	PC0126EADM	AMAZON MKTPL (Purchase)	Electric Utility-Ops General	24.00
2026-02-11	JP MORGAN CHASE BANK, N.A. PROCUREMENT	00593339	PC0126EADM	AGILECRM-8009800729 (Purchase)	Electric Utility-Ops General	2,399.40
2026-02-11	JP MORGAN CHASE BANK, N.A. PROCUREMENT	00593339	PC0126EADM	ACCUWEATHER INC. (Purchase)	Electric Utility-Ops General	25.00
2026-02-11	JP MORGAN CHASE BANK, N.A. PROCUREMENT	00593339	PC0126EADM	CALMUNI* CALIFORNIA (Purchase)	Electric Utility-Ops General	375.00
2026-02-11	JP MORGAN CHASE BANK, N.A. PROCUREMENT	00593339	PC0126EADM	CALMUNI* CALIFORNIA (Purchase)	Electric Utility-Ops General	375.00
2026-02-11	JP MORGAN CHASE BANK, N.A. PROCUREMENT	00593339	PC0126EADM	CALMUNI* CALIFORNIA (Purchase)	Electric Utility-Ops General	375.00
2026-02-11	JP MORGAN CHASE BANK, N.A. PROCUREMENT	00593339	PC0126EADM	CALMUNI* CALIFORNIA (Purchase)	Electric Utility-Ops General	375.00
2026-02-11	JP MORGAN CHASE BANK, N.A. PROCUREMENT	00593339	PC0126EADM	AMAZON MKTPL (Purchase)	Electric Utility-Ops General	19.42
2026-02-11	JP MORGAN CHASE BANK, N.A. PROCUREMENT	00593339	PC0126EADM	AMERICAN PUBLIC POW (Purchase)	Electric Utility-Ops General	900.00
2026-02-11	JP MORGAN CHASE BANK, N.A. PROCUREMENT	00593339	PC0126EADM	AMERICAN PUBLIC POW (Purchase)	Electric Utility-Ops General	300.00
2026-02-11	JP MORGAN CHASE BANK, N.A. PROCUREMENT	00593339	PC0126EADM	AMAZON MKTPL (Purchase)	Electric Utility-Ops General	196.40
2026-02-11	JP MORGAN CHASE BANK, N.A. PROCUREMENT	00593339	PC0126EADM	POWER ASSOCIATION C (Purchase)	Electric Utility-Ops General	72.45
2026-02-11	JP MORGAN CHASE BANK, N.A. PROCUREMENT	00593339	PC0126EADM	ATT*BILL PAYMENT (Purchase)	Electric Utility-Ops General	128.40

Payment Date	Vendor Name	Voucher No.	Invoice No.	Description	Fund Code	Amount Paid
2026-02-11	JP MORGAN CHASE BANK, N.A. PROCUREMENT	00593339	PC0126EADM	KIMPTON SAWYER HOTE (Purchase)	Electric Utility-Ops General	613.24
2026-02-11	JP MORGAN CHASE BANK, N.A. PROCUREMENT	00593339	PC0126EADM	KIMPTON SAWYER HOTE (Purchase)	Electric Utility-Ops General	640.90
2026-02-11	JP MORGAN CHASE BANK, N.A. PROCUREMENT	00593339	PC0126EADM	KIMPTON SAWYER HOTE (Purchase)	Electric Utility-Ops General	634.90
2026-02-11	JP MORGAN CHASE BANK, N.A. PROCUREMENT	00593339	PC0126EADM	KIMPTON SAWYER HOTE (Purchase)	Electric Utility-Ops General	634.90
2026-02-11	JP MORGAN CHASE BANK, N.A. PROCUREMENT	00593339	PC0126EADM	CSUSAC (Purchase)	Electric Utility-Ops General	900.00
2026-02-11	JP MORGAN CHASE BANK, N.A. PROCUREMENT	00593339	PC0126EADM	AMAZON MKTPL (Purchase)	Electric Utility-Ops General	14.40
2026-02-11	JP MORGAN CHASE BANK, N.A. PROCUREMENT	00593339	PC0126EADM	KIMPTON SAWYER HOTE (Purchase)	Electric Utility-Ops General	640.90
2026-02-11	JP MORGAN CHASE BANK, N.A. PROCUREMENT	00593339	PC0126EADM	KIMPTON SAWYER HOTE (Purchase)	Electric Utility-Ops General	90.00
2026-02-11	JP MORGAN CHASE BANK, N.A. PROCUREMENT	00593339	PC0126EADM	KIMPTON SAWYER HOTE (Purchase)	Electric Utility-Ops General	148.32
2026-02-11	JP MORGAN CHASE BANK, N.A. PROCUREMENT	00593339	PC0126EADM	KIMPTON SAWYER HOTE (Purchase)	Electric Utility-Ops General	96.00
2026-02-11	JP MORGAN CHASE BANK, N.A. PROCUREMENT	00593339	PC0126EADM	KIMPTON SAWYER HOTE (Purchase)	Electric Utility-Ops General	96.00
2026-02-11	JP MORGAN CHASE BANK, N.A. PROCUREMENT	00593339	PC0126EADM	KIMPTON SAWYER HOTE (Purchase)	Electric Utility-Ops General	730.90
2026-02-11	JP MORGAN CHASE BANK, N.A. PROCUREMENT	00593339	PC0126EADM	KIMPTON SAWYER HOTE (Purchase)	Electric Utility-Ops General	640.90
2026-02-11	JP MORGAN CHASE BANK, N.A. PROCUREMENT	00593339	PC0126EADM	SPI*DIRECTV SERVICE (Purchase)	Electric Utility-Ops General	261.98
2026-02-11	JP MORGAN CHASE BANK, N.A. PROCUREMENT	00593339	PC0126EADM	SHERATON GRD SCRMNT (Purchase)	Electric Utility-Ops General	255.68
2026-02-11	JP MORGAN CHASE BANK, N.A. PROCUREMENT	00593339	PC0126EADM	SHERATON GRD SCRMNT (Purchase)	Electric Utility-Ops General	255.68
2026-02-11	JP MORGAN CHASE BANK, N.A. PROCUREMENT	00593340	PC0126EDVR	MISCOWATER (Purchase)	Electric Utility-Ops General	1,023.22
2026-02-11	JP MORGAN CHASE BANK, N.A.	00593340	PC0126EDVR	HARRINGTON-FREMONT	Electric Utility-Ops	37.60

Payment Date	Vendor Name	Voucher No.	Invoice No.	Description	Fund Code	Amount Paid
	PROCUREMENT			(Purchase)	General	
2026-02-11	JP MORGAN CHASE BANK, N.A. PROCUREMENT	00593340	PC0126EDVR	HARRINGTON-FREMONT (Purchase)	Electric Utility-Ops General	1,062.04
2026-02-11	JP MORGAN CHASE BANK, N.A. PROCUREMENT	00593340	PC0126EDVR	CRESCO EQUIPMENT RE (Purchase)	Electric Utility-Ops General	97.39
2026-02-11	JP MORGAN CHASE BANK, N.A. PROCUREMENT	00593340	PC0126EDVR	MYRON L COMPANY ONL (Purchase)	Electric Utility-Ops General	300.93
2026-02-11	JP MORGAN CHASE BANK, N.A. PROCUREMENT	00593340	PC0126EDVR	HD SUPPLY FACILITIE (Purchase)	Electric Utility-Ops General	258.57
2026-02-11	JP MORGAN CHASE BANK, N.A. PROCUREMENT	00593340	PC0126EDVR	THE HOME DEPOT 630 (Purchase)	Electric Utility-Ops General	58.82
2026-02-11	JP MORGAN CHASE BANK, N.A. PROCUREMENT	00593340	PC0126EDVR	ULINE (Purchase)	Electric Utility-Ops General	99.58
2026-02-11	JP MORGAN CHASE BANK, N.A. PROCUREMENT	00593340	PC0126EDVR	NORTHSIDE SALES/PEL (Purchase)	Electric Utility-Ops General	248.58
2026-02-11	JP MORGAN CHASE BANK, N.A. PROCUREMENT	00593340	PC0126EDVR	ENGINEERSUP (Purchase)	Electric Utility-Ops General	271.86
2026-02-11	JP MORGAN CHASE BANK, N.A. PROCUREMENT	00593340	PC0126EDVR	SUPPLYHOUSE.COM (Purchase)	Electric Utility-Ops General	387.13
2026-02-11	JP MORGAN CHASE BANK, N.A. PROCUREMENT	00593340	PC0126EDVR	BPSSG - LONG BEACH (Purchase)	Electric Utility-Ops General	1,849.68
2026-02-11	JP MORGAN CHASE BANK, N.A. PROCUREMENT	00593340	PC0126EDVR	AMAZON MKTPL (Purchase)	Electric Utility-Ops General	523.89
2026-02-11	JP MORGAN CHASE BANK, N.A. PROCUREMENT	00593340	PC0126EDVR	MOTION INDUSTRIES I (Purchase)	Electric Utility-Ops General	788.70
2026-02-11	JP MORGAN CHASE BANK, N.A. PROCUREMENT	00593340	PC0126EDVR	MOTION INDUSTRIES I (Purchase)	Electric Utility-Ops General	575.39
2026-02-11	JP MORGAN CHASE BANK, N.A. PROCUREMENT	00593340	PC0126EDVR	MOTION INDUSTRIES I (Purchase)	Electric Utility-Ops General	91.93
2026-02-11	JP MORGAN CHASE BANK, N.A. PROCUREMENT	00593340	PC0126EDVR	MOTION INDUSTRIES I (Purchase)	Electric Utility-Ops General	307.96
2026-02-11	JP MORGAN CHASE BANK, N.A. PROCUREMENT	00593340	PC0126EDVR	NEXT DAY FITTINGS (Purchase)	Electric Utility-Ops General	788.93
2026-02-11	JP MORGAN CHASE BANK, N.A. PROCUREMENT	00593340	PC0126EDVR	ULINE (Purchase)	Electric Utility-Ops General	367.95

Payment Date	Vendor Name	Voucher No.	Invoice No.	Description	Fund Code	Amount Paid
2026-02-11	JP MORGAN CHASE BANK, N.A. PROCUREMENT	00593340	PC0126EDVR	CRESCO EQUIPMENT RE (Purchase)	Electric Utility-Ops General	225.00
2026-02-11	JP MORGAN CHASE BANK, N.A. PROCUREMENT	00593340	PC0126EDVR	CHEMWORLD.COM (Purchase)	Electric Utility-Ops General	43.19
2026-02-11	JP MORGAN CHASE BANK, N.A. PROCUREMENT	00593340	PC0126EDVR	ULINE (Purchase)	Electric Utility-Ops General	133.00
2026-02-11	JP MORGAN CHASE BANK, N.A. PROCUREMENT	00593340	PC0126EDVR	MCMASTER-CARR (Purchase)	Electric Utility-Ops General	225.85
2026-02-11	JP MORGAN CHASE BANK, N.A. PROCUREMENT	00593340	PC0126EDVR	EYERS HITCH CENTER (Purchase)	Electric Utility-Ops General	539.08
2026-02-11	JP MORGAN CHASE BANK, N.A. PROCUREMENT	00593340	PC0126EDVR	HILTI 6458 SAN JOSE (Purchase)	Electric Utility-Ops General	1,161.58
2026-02-11	JP MORGAN CHASE BANK, N.A. PROCUREMENT	00593340	PC0126EDVR	HILTI 6458 SAN JOSE (Purchase)	Electric Utility-Ops General	310.07
2026-02-11	JP MORGAN CHASE BANK, N.A. PROCUREMENT	00593340	PC0126EDVR	DIRIDON STATION ACE (Purchase)	Electric Utility-Ops General	29.50
2026-02-11	JP MORGAN CHASE BANK, N.A. PROCUREMENT	00593340	PC0126EDVR	THE HOME DEPOT #063 (Purchase)	Electric Utility-Ops General	14.16
2026-02-11	JP MORGAN CHASE BANK, N.A. PROCUREMENT	00593340	PC0126EDVR	STATEWIDE TRAFFIC S (Purchase)	Electric Utility-Ops General	2,313.70
2026-02-11	JP MORGAN CHASE BANK, N.A. PROCUREMENT	00593340	PC0126EDVR	THE HOME DEPOT 630 (Purchase)	Electric Utility-Ops General	193.13
2026-02-11	JP MORGAN CHASE BANK, N.A. PROCUREMENT	00593341	PC0126EFLD	SERVICE FEE (Purchase)	Electric Utility-Ops General	22.20
2026-02-11	JP MORGAN CHASE BANK, N.A. PROCUREMENT	00593341	PC0126EFLD	AMAZON MKTPL (Purchase)	Electric Utility-Ops General	8.28
2026-02-11	JP MORGAN CHASE BANK, N.A. PROCUREMENT	00593341	PC0126EFLD	BRADY WORLDWIDE INC (Purchase)	Electric Utility-Ops General	84.32
2026-02-11	JP MORGAN CHASE BANK, N.A. PROCUREMENT	00593341	PC0126EFLD	AMAZON MKTPL (Purchase)	Electric Utility-Ops General	333.60
2026-02-11	JP MORGAN CHASE BANK, N.A. PROCUREMENT	00593341	PC0126EFLD	BRADY WORLDWIDE INC (Purchase)	Electric Utility-Ops General	227.68
2026-02-11	JP MORGAN CHASE BANK, N.A. PROCUREMENT	00593341	PC0126EFLD	BRADY WORLDWIDE INC (Purchase)	Electric Utility-Ops General	223.74
2026-02-11	JP MORGAN CHASE BANK, N.A.	00593342	PC0126EREC	WEB (Purchase)	Electric Utility-Ops	495.88

Payment Date	Vendor Name	Voucher No.	Invoice No.	Description	Fund Code	Amount Paid
	PROCUREMENT				General	
2026-02-11	JP MORGAN CHASE BANK, N.A. PROCUREMENT	00593342	PC0126EREC	AMAZON MKTPL (Purchase)	Electric Utility-Ops General	163.64
2026-02-11	JP MORGAN CHASE BANK, N.A. PROCUREMENT	00593342	PC0126EREC	AMAZON MKTPL (Purchase)	Electric Utility-Ops General	54.86
2026-02-11	JP MORGAN CHASE BANK, N.A. PROCUREMENT	00593342	PC0126EREC	AMAZON MKTPL (Purchase)	Electric Utility-Ops General	17.45
2026-02-11	JP MORGAN CHASE BANK, N.A. PROCUREMENT	00593342	PC0126EREC	AMAZON.COM*IW8GY6Q1 (Purchase)	Electric Utility-Ops General	177.81
2026-02-11	JP MORGAN CHASE BANK, N.A. PROCUREMENT	00593344	PC0126FACL	B409 UNITED REFRIGE (Purchase)	Electric Utility-Ops General	118.23
2026-02-11	JP MORGAN CHASE BANK, N.A. PROCUREMENT	00593344	PC0126FACL	SP TRUDOOR (Purchase)	Electric Utility-Ops General	274.02
2026-02-11	JP MORGAN CHASE BANK, N.A. PROCUREMENT	00593344	PC0126FACL	THE HOME DEPOT #063 (Purchase)	Electric Utility-Ops General	115.89
2026-02-11	JP MORGAN CHASE BANK, N.A. PROCUREMENT	00593344	PC0126FACL	THE HOME DEPOT 630 (Purchase)	Electric Utility-Ops General	20.57
2026-02-11	JP MORGAN CHASE BANK, N.A. PROCUREMENT	00593345	PC0126FINC	AMAZON MKTPL (Purchase)	Electric Utility-Ops General	29.89
2026-02-11	JP MORGAN CHASE BANK, N.A. PROCUREMENT	00593345	PC0126FINC	AMAZON.COM*IX3O17UW (Purchase)	Electric Utility-Ops General	106.65
2026-02-11	JP MORGAN CHASE BANK, N.A. PROCUREMENT	00593345	PC0126FINC	STAPLES 00107 (Purchase)	Electric Utility-Ops General	126.30
2026-02-11	JP MORGAN CHASE BANK, N.A. PROCUREMENT	00593345	PC0126FINC	LOWES #01756 (Purchase)	Electric Utility-Ops General	51.42
2026-02-11	JP MORGAN CHASE BANK, N.A. PROCUREMENT	00593345	PC0126FINC	AMAZON.COM*G025E7SS (Purchase)	Electric Utility-Ops General	78.36
2026-02-11	JP MORGAN CHASE BANK, N.A. PROCUREMENT	00593345	PC0126FINC	THE HOME DEPOT #063 (Purchase)	Electric Utility-Ops General	156.88
2026-02-11	JP MORGAN CHASE BANK, N.A. PROCUREMENT	00593345	PC0126FINC	THE HOME DEPOT #063 (Purchase)	Electric Utility-Ops General	100.57
2026-02-11	JP MORGAN CHASE BANK, N.A. PROCUREMENT	00593345	PC0126FINC	THE HOME DEPOT #063 (Purchase)	Electric Utility-Ops General	72.07
2026-02-11	JP MORGAN CHASE BANK, N.A. PROCUREMENT	00593345	PC0126FINC	AMAZON.COM*6G7ZW4QJ (Purchase)	Electric Utility-Ops General	70.38

Payment Date	Vendor Name	Voucher No.	Invoice No.	Description	Fund Code	Amount Paid
2026-02-11	JP MORGAN CHASE BANK, N.A. PROCUREMENT	00593345	PC0126FINC	THE HOME DEPOT #063 (Purchase)	Electric Utility-Ops General	39.21
2026-02-11	JP MORGAN CHASE BANK, N.A. PROCUREMENT	00593345	PC0126FINC	STAPLES 00107 (Purchase)	Electric Utility-Ops General	68.22
2026-02-11	JP MORGAN CHASE BANK, N.A. PROCUREMENT	00593347	PC0126HREC	YOUR MEMBERSHIP CAR (Purchase)	Electric Utility-Ops General	349.00
2026-02-11	JP MORGAN CHASE BANK, N.A. PROCUREMENT	00593347	PC0126HREC	JOBTARGET (Purchase)	Electric Utility-Ops General	1,743.00
2026-02-11	JP MORGAN CHASE BANK, N.A. PROCUREMENT	00593347	PC0126HREC	JOBTARGET (Purchase)	Electric Utility-Ops General	1,743.00
2026-02-11	JP MORGAN CHASE BANK, N.A. PROCUREMENT	00593347	PC0126HREC	JOBTARGET (Purchase)	Electric Utility-Ops General	399.00
2026-02-11	JP MORGAN CHASE BANK, N.A. PROCUREMENT	00593347	PC0126HREC	JOBTARGET (Purchase)	Electric Utility-Ops General	1,344.00
2026-02-11	JP MORGAN CHASE BANK, N.A. PROCUREMENT	00593347	PC0126HREC	JOBTARGET (Credit)	Electric Utility-Ops General	-399.00
2026-02-11	JP MORGAN CHASE BANK, N.A. PROCUREMENT	00593347	PC0126HREC	JOBTARGET (Credit)	Electric Utility-Ops General	-495.00
2026-02-11	JP MORGAN CHASE BANK, N.A. PROCUREMENT	00593347	PC0126HREC	JOBTARGET (Purchase)	Electric Utility-Ops General	450.00
2026-02-11	JP MORGAN CHASE BANK, N.A. PROCUREMENT	00593347	PC0126HREC	MS CAREERS (Purchase)	Electric Utility-Ops General	349.00
2026-02-11	JP MORGAN CHASE BANK, N.A. PROCUREMENT	00593347	PC0126HREC	CAREERSINGO (Purchase)	Electric Utility-Ops General	200.00
2026-02-11	JP MORGAN CHASE BANK, N.A. PROCUREMENT	00593347	PC0126HREC	JAGUAR EXPO (Purchase)	Electric Utility-Ops General	299.00
2026-02-11	JP MORGAN CHASE BANK, N.A. PROCUREMENT	00593339	PC0126EADM	SOUTHWEST (Purchase)	Electric Utility-Ops Restrictd	156.79
2026-02-11	JP MORGAN CHASE BANK, N.A. PROCUREMENT	00593339	PC0126EADM	ISTOCKPHOTO (Purchase)	Electric Utility-Ops Restrictd	33.00
2026-02-11	JP MORGAN CHASE BANK, N.A. PROCUREMENT	00593339	PC0126EADM	BWY*AESP (Purchase)	Electric Utility-Ops Restrictd	245.00
2026-02-11	JP MORGAN CHASE BANK, N.A. PROCUREMENT	00593339	PC0126EADM	EB *THE CEDMC EMAMP (Purchase)	Electric Utility-Ops Restrictd	95.00
				Total for Payment No.:		54,625.30

Payment No: 035857

Payment Date	Vendor Name	Voucher No.	Invoice No.	Description	Fund Code	Amount Paid
2026-02-13	RITZ INSTRUMENT TRANSFORMERS	00592197	011010211	(SPARE) ESP 60KV NOMINAL VOLTA	Electric Utility-Construction	7,520.00
2026-02-13	RITZ INSTRUMENT TRANSFORMERS	00592197	011010211	(SPARE) NRS 60KV NOMINAL VOLTA	Electric Utility-Construction	15,040.00
2026-02-13	RITZ INSTRUMENT TRANSFORMERS	00592197	011010211	NRS 60KV NOMINAL VOLTAGE TRANS	Electric Utility-Construction	157,920.00
2026-02-13	RITZ INSTRUMENT TRANSFORMERS	00592197	011010211	NRS-ESP 60KV NOMINAL VOLTAGE T	Electric Utility-Construction	67,680.00
				Total for Payment No.:		248,160.00

Payment No: 035870

Payment Date	Vendor Name	Voucher No.	Invoice No.	Description	Fund Code	Amount Paid
2026-02-13	WESTERN UTILITY TELECOM, INC.	00592224	11422	B3 - 115KV STRUCTURAL STEEL, L	Electric Utility-Construction	81,883.03
2026-02-13	WESTERN UTILITY TELECOM, INC.	00592224	11422	A4 - 60KV STRUCTURAL STEEL, PO	Electric Utility-Construction	41,554.80
2026-02-13	WESTERN UTILITY TELECOM, INC.	00592224	11422	B5 - 115KV STRUCTURAL STEEL, H	Electric Utility-Construction	7,015.43
2026-02-13	WESTERN UTILITY TELECOM, INC.	00592224	11422	B3A - 115KV STRUCTURAL STEEL,	Electric Utility-Construction	23,867.82
2026-02-13	WESTERN UTILITY TELECOM, INC.	00592185	11432	CHANGE ORDER 1: REPLACES LINE	Electric Utility-Construction	2,085.03
2026-02-13	WESTERN UTILITY TELECOM, INC.	00592186	11437	CHANGE ORDER 1: REPLACES LINE	Electric Utility-Construction	5,209.84
2026-02-13	WESTERN UTILITY TELECOM, INC.	00592186	11437	CHANGE ORDER 1: REPLACES LINE	Electric Utility-Construction	11,550.91
2026-02-13	WESTERN UTILITY TELECOM, INC.	00592186	11437	CHANGE ORDER 1: REPLACES LINE	Electric Utility-Construction	11,550.92
2026-02-13	WESTERN UTILITY TELECOM, INC.	00592185	11432	CHANGE ORDER 1: REPLACES LINE	Electric Utility-Construction	3,053.96
2026-02-13	WESTERN UTILITY TELECOM, INC.	00592185	11432	CHANGE ORDER 1: REPLACES LINE	Electric Utility-Construction	2,389.14
2026-02-13	WESTERN UTILITY TELECOM, INC.	00592185	11432	CHANGE ORDER 1: REPLACES LINE	Electric Utility-Construction	2,410.94

Payment Date	Vendor Name	Voucher No.	Invoice No.	Description	Fund Code	Amount Paid
2026-02-13	WESTERN UTILITY TELECOM, INC.	00592185	11432	CHANGE ORDER 1: REPLACES LINE	Electric Utility-Construction	2,254.70
2026-02-13	WESTERN UTILITY TELECOM, INC.	00592185	11432	CHANGE ORDER 1: REPLACES LINE	Electric Utility-Construction	2,312.84
2026-02-13	WESTERN UTILITY TELECOM, INC.	00592185	11432	CHANGE ORDER 1: REPLACES LINE	Electric Utility-Construction	4,569.49
2026-02-13	WESTERN UTILITY TELECOM, INC.	00592431	11427	29'-2" LONG ANCHOR BOLT CAGE F	Electric Utility-Construction	15,237.19
				Total for Payment No.:		216,946.04

Payment No: 035831

Payment Date	Vendor Name	Voucher No.	Invoice No.	Description	Fund Code	Amount Paid
2026-02-13	ELECTRICAL CONSULTANTS INC	00592131	124168R	CHANGE ORDER 2: ADDITIONAL FUN	Electric Utility-Construction	24,618.81
2026-02-13	ELECTRICAL CONSULTANTS INC	00592132	124171	CHANGE ORDER 2: ADDITIONAL FUN	Electric Utility-Construction	43,613.94
2026-02-13	ELECTRICAL CONSULTANTS INC	00592130	139761	CHANGE ORDER 1: ADDITIONAL FUN	Electric Utility-Construction	136,843.15
				Total for Payment No.:		205,075.90

Payment No: 035955

Payment Date	Vendor Name	Voucher No.	Invoice No.	Description	Fund Code	Amount Paid
2026-02-20	WESTERN UTILITY TELECOM, INC.	00592563	11423	B2 - 115KV STRUCTURAL STEEL, L	Electric Utility-Construction	19,092.51
2026-02-20	WESTERN UTILITY TELECOM, INC.	00592563	11423	A1 - 60KV STRUCTURAL STEEL, VE	Electric Utility-Construction	70,335.86
2026-02-20	WESTERN UTILITY TELECOM, INC.	00592750	11436	CHANGE ORDER 1: REPLACES LINE	Electric Utility-Construction	2,236.54
2026-02-20	WESTERN UTILITY TELECOM, INC.	00592749	11448	CUSTOM ENGINEERED TUBULAR STEE	Electric Utility-Construction	54,982.41
2026-02-20	WESTERN UTILITY TELECOM, INC.	00592749	11448	CLASS H4 - 70' LONG LIGHT-DUTY	Electric Utility-Construction	17,604.92
2026-02-20	WESTERN UTILITY TELECOM, INC.	00592749	11448	SHIPPING/FREIGHT	Electric Utility-Construction	8,707.20

Payment Date	Vendor Name	Voucher No.	Invoice No.	Description	Fund Code	Amount Paid
2026-02-20	WESTERN UTILITY TELECOM, INC.	00592750	11436	CHANGE ORDER 1: REPLACES LINE	Electric Utility-Construction	2,323.74
2026-02-20	WESTERN UTILITY TELECOM, INC.	00592750	11436	CHANGE ORDER 1: REPLACES LINE	Electric Utility-Construction	2,251.07
2026-02-20	WESTERN UTILITY TELECOM, INC.	00592750	11436	CHANGE ORDER 1: REPLACES LINE	Electric Utility-Construction	2,189.30
2026-02-20	WESTERN UTILITY TELECOM, INC.	00592749	11448	GALVANIZING REPAIR KIT	Electric Utility-Construction	426.02
2026-02-20	WESTERN UTILITY TELECOM, INC.	00592749	11448	CORROCOTE (OR EQUIVALENT) REPA	Electric Utility-Construction	161.51
2026-02-20	WESTERN UTILITY TELECOM, INC.	00592748	11440	29'-2" LONG ANCHOR BOLT CAGE F	Electric Utility-Construction	3,809.30
2026-02-20	WESTERN UTILITY TELECOM, INC.	00592750	11436	CHANGE ORDER 1: REPLACES LINE	Electric Utility-Construction	2,171.14
2026-02-20	WESTERN UTILITY TELECOM, INC.	00592750	11436	CHANGE ORDER 1: REPLACES LINE	Electric Utility-Construction	2,298.29
2026-02-20	WESTERN UTILITY TELECOM, INC.	00592750	11436	CHANGE ORDER 1: REPLACES LINE	Electric Utility-Construction	4,627.62
2026-02-20	WESTERN UTILITY TELECOM, INC.	00592750	11436	CHANGE ORDER 1: REPLACES LINE	Electric Utility-Construction	2,171.14
2026-02-20	WESTERN UTILITY TELECOM, INC.	00592563	11423	GALVANIZING REPAIR KIT QUANTIT	Electric Utility-Construction	252.30
2026-02-20	WESTERN UTILITY TELECOM, INC.	00592563	11423	CHANGE ORDER 3: B1-115KV STRUC	Electric Utility-Construction	8,840.00
2026-02-20	WESTERN UTILITY TELECOM, INC.	00592563	11423	GALVANIZING REPAIR KIT QUANTIT	Electric Utility-Construction	252.30
				Total for Payment No.:		204,733.17

Payment No: 035905

Payment Date	Vendor Name	Voucher No.	Invoice No.	Description	Fund Code	Amount Paid
2026-02-20	DMZ BUILDERS	00592497	SRS Progress Payment 04	CONSTRUCTION SERVICES FOR SRS	Electric Utility-Construction	215,237.65
2026-02-20	DMZ BUILDERS	00592497	SRS Progress Payment 04	RETENTION PROJ 2456 SRS	Electric Utility-Construction	-10,761.88

Payment Date	Vendor Name	Voucher No.	Invoice No.	Description	Fund Code	Amount Paid
				Total for Payment No.:		204,475.77

Payment No: 035907

Payment Date	Vendor Name	Voucher No.	Invoice No.	Description	Fund Code	Amount Paid
2026-02-20	ELECTRICAL CONSULTANTS INC	00592530	136906	PREPARATION OF THE SYSTEM EXPA	Electric Utility-Construction	62,682.00
2026-02-20	ELECTRICAL CONSULTANTS INC	00592532	138094	PREPARATION OF THE SYSTEM EXPA	Electric Utility-Construction	68,326.00
2026-02-20	ELECTRICAL CONSULTANTS INC	00592495	139175	PREPARATION OF THE SYSTEM EXPA	Electric Utility-Construction	60,304.50
2026-02-20	ELECTRICAL CONSULTANTS INC	00592529	135738	PREPARATION OF THE SYSTEM EXPA	Electric Utility-Construction	12,962.00
				Total for Payment No.:		204,274.50

Payment No: 035814

Payment Date	Vendor Name	Voucher No.	Invoice No.	Description	Fund Code	Amount Paid
2026-02-13	BEAR ELECTRICAL SOLUTIONS, INC.	00592126	29031	TASMAN DRIVE STREETLIGHT REPLA	Electric Utility-Street Lights	143,988.50
2026-02-13	BEAR ELECTRICAL SOLUTIONS, INC.	00592126	29031	25% CONTINGENCY.	Electric Utility-Street Lights	67,750.00
2026-02-13	BEAR ELECTRICAL SOLUTIONS, INC.	00592126	29031	RETENTION	Electric Utility-Street Lights	-10,586.93
				Total for Payment No.:		201,151.57

Payment No: 035987

Payment Date	Vendor Name	Voucher No.	Invoice No.	Description	Fund Code	Amount Paid
2026-02-27	GAHRAHMAT FAMILY LTD II	00593083	GFLP2-23908	YP2601 PGE JAN 2026 831/851 MA	Electric Utility-Ops General	1,113.48
2026-02-27	GAHRAHMAT FAMILY LTD II	00593083	GFLP2-23908	YP2603 BASE RENT MARCH 2026 83	Electric Utility-Ops General	72,000.00
2026-02-27	GAHRAHMAT FAMILY LTD II	00593083	GFLP2-23908	YP2602 PROP TAX/INS/MGMT FEE M	Electric Utility-Ops General	9,151.56

Payment Date	Vendor Name	Voucher No.	Invoice No.	Description	Fund Code	Amount Paid
2026-02-27	GAHRAHMAT FAMILY LTD II	00593083	GFLP2-23908	YP2601 COMM AREA JAN 2026 831/	Electric Utility-Ops General	1,168.27
2026-02-27	GAHRAHMAT FAMILY LTD II	00593184	GFLP2-23911	YP2601 SC UTILITIES ELECTRIC J	Electric Utility-Ops General	9,691.66
2026-02-27	GAHRAHMAT FAMILY LTD II	00593184	GFLP2-23911	YP2601 UTIL WTR/SWR/FIR JAN 20	Electric Utility-Ops General	422.22
2026-02-27	GAHRAHMAT FAMILY LTD II	00593184	GFLP2-23911	YP2603 RENT 881 MARTN MARCH 20	Electric Utility-Ops General	56,812.51
2026-02-27	GAHRAHMAT FAMILY LTD II	00593184	GFLP2-23911	YP2603 PROP TAX/INS/MGMT FEE M	Electric Utility-Ops General	7,272.06
2026-02-27	GAHRAHMAT FAMILY LTD II	00593184	GFLP2-23911	YP2602 COMM ARE 881 MRTN MARCH	Electric Utility-Ops General	10,583.22
2026-02-27	GAHRAHMAT FAMILY LTD II	00593184	GFLP2-23911	YP2601 PGE 881 MARTN JAN 2026	Electric Utility-Ops General	749.85
2026-02-27	GAHRAHMAT FAMILY LTD II	00593083	GFLP2-23908	YP2512 SC UTIL WATER/SEWER/FIR	Electric Utility-Ops General	602.88
2026-02-27	GAHRAHMAT FAMILY LTD II	00593083	GFLP2-23908	YP2601 SC ELECTIC UTIL JAN 202	Electric Utility-Ops General	1,658.94
2026-02-27	GAHRAHMAT FAMILY LTD II	00593184	GFLP2-23911	YP2603 RENT 881 MARTN MARCH 20	Electric Utility-Ops Restrictd	3,626.33
2026-02-27	GAHRAHMAT FAMILY LTD II	00593184	GFLP2-23911	YP2603 PROP TAX/INS/MGMT FEE M	Electric Utility-Ops Restrictd	464.17
2026-02-27	GAHRAHMAT FAMILY LTD II	00593184	GFLP2-23911	YP2602 COMM ARE 881 MRTN MARCH	Electric Utility-Ops Restrictd	675.52
2026-02-27	GAHRAHMAT FAMILY LTD II	00593184	GFLP2-23911	YP2601 PGE 881 MARTN JAN 2026	Electric Utility-Ops Restrictd	47.86
2026-02-27	GAHRAHMAT FAMILY LTD II	00593184	GFLP2-23911	YP2601 SC UTILITIES ELECTRIC J	Electric Utility-Ops Restrictd	618.62
2026-02-27	GAHRAHMAT FAMILY LTD II	00593184	GFLP2-23911	YP2601 UTIL WTR/SWR/FIR JAN 20	Electric Utility-Ops Restrictd	26.95
				Total for Payment No.:		176,686.10

Payment No: 035950

Payment Date	Vendor Name	Voucher No.	Invoice No.	Description	Fund Code	Amount Paid
2026-02-20	US DEPT OF ENERGY	00592075	NNPB000270126R	2602 WAPA RESTORATION FUND	Electric Utility-Ops General	195,155.66
				Total for Payment No.:		195,155.66

Payment No: 035934

Payment Date	Vendor Name	Voucher No.	Invoice No.	Description	Fund Code	Amount Paid
2026-02-20	OLCESE WATER DISTRICT	00592082	100485	2510 PURCHASE OF VINTAGE RECS	Electric Utility-Ops General	165,675.00
2026-02-20	OLCESE WATER DISTRICT	00592082	100485	2510 SCHEDULNG COORDINATR ID	Electric Utility-Ops General	750.00
				Total for Payment No.:		166,425.00

Payment No: 035827

Payment Date	Vendor Name	Voucher No.	Invoice No.	Description	Fund Code	Amount Paid
2026-02-13	DEVELOPMENT GROUP INC	00592281	30179	PROFESSIONAL SERVICES/INSTALLA	Electric Utility-Construction	161,914.27
				Total for Payment No.:		161,914.27

Payment No: 036064

Payment Date	Vendor Name	Voucher No.	Invoice No.	Description	Fund Code	Amount Paid
2026-03-06	GEXPRO	00593676	S143414699.007	TRANSFORMER, PAD, 500 KVA, 120	Electric Utility-Ops General	27,017.17
2026-03-06	GEXPRO	00593662	S143253797.001	TRANSFORMER, OH, 75 KVA, 240/4	Electric Utility-Ops General	12,276.56
2026-03-06	GEXPRO	00593402	S143414699.003	TRANSFORMER, PAD, 500 KVA, 120	Electric Utility-Ops General	27,017.17
2026-03-06	GEXPRO	00593399	S143414699.001	TRANSFORMER, PAD, 500 KVA, 120	Electric Utility-Ops General	54,034.34
2026-03-06	GEXPRO	00593404	S143414699.005	TRANSFORMER, PAD, 500 KVA, 120	Electric Utility-Ops General	27,017.17
				Total for Payment No.:		147,362.41

Payment No: 036103

Payment Date	Vendor Name	Voucher No.	Invoice No.	Description	Fund Code	Amount Paid
2026-03-06	WEST VALLEY CONSTRUCTION CO INC	00593201	239406	2508 20250121-FIBER-00288	Electric Utility-Construction	85,424.60
2026-03-06	WEST VALLEY CONSTRUCTION CO INC	00593203	239897	2510 20250408-FIBER-01726CO	Electric Utility-Construction	40,050.00
2026-03-06	WEST VALLEY CONSTRUCTION CO INC	00593214	239672	2511 20240522-FIBER-01612	Electric Utility-Construction	21,440.00
				Total for Payment No.:		146,914.60

Payment No: 035980

Payment Date	Vendor Name	Voucher No.	Invoice No.	Description	Fund Code	Amount Paid
2026-02-27	DELL MARKETING LP	00593104	10860303365	ENVIRONMENTAL FEE	Electric Utility-Ops General	5.00
2026-02-27	DELL MARKETING LP	00593104	10860303365	LAPTOP 16 DELL PRO 16 PLUS PB1	Electric Utility-Ops General	1,276.61
2026-02-27	DELL MARKETING LP	00593104	10860303365	LAPTOP 16 DELL PRO 16 PLUS PB1	Electric Utility-Ops General	311.52
				Total for Payment No.:		1,593.13

Payment No: 035882

Payment Date	Vendor Name	Voucher No.	Invoice No.	Description	Fund Code	Amount Paid
2026-02-20	AECOM TECHNICAL SERVICES, INC	00592745	2001108142	SERVICES TO PROVIDE SUBSTATION	Electric Utility-Construction	140,598.84
				Total for Payment No.:		140,598.84

Payment No: 035960

Payment Date	Vendor Name	Voucher No.	Invoice No.	Description	Fund Code	Amount Paid
2026-02-27	AECOM TECHNICAL SERVICES, INC	00592979	2001098187	NRS-KRS 115KV LINE SUPPORT AND	Electric Utility-Construction	2,423.52
2026-02-27	AECOM TECHNICAL SERVICES, INC	00592976	2001101048	SERVICES TO PROVIDE SUBSTATION	Electric Utility-Construction	57,806.73
2026-02-27	AECOM TECHNICAL SERVICES, INC	00592976	2001101048	CONTINGENCY FOR SERVICES TO PR	Electric Utility-Construction	75,870.98

Payment Date	Vendor Name	Voucher No.	Invoice No.	Description	Fund Code	Amount Paid
				Total for Payment No.:		136,101.23

Payment No: 036014

Payment Date	Vendor Name	Voucher No.	Invoice No.	Description	Fund Code	Amount Paid
2026-02-27	RITZ INSTRUMENT TRANSFORMERS	00593045	011008529	(SPARE) NRS 115KV NOMINAL CAPA	Electric Utility-Construction	1,760.00
2026-02-27	RITZ INSTRUMENT TRANSFORMERS	00593045	011008529	NRS 230KV NOMINAL CAPACITIVE V	Electric Utility-Construction	10,440.00
2026-02-27	RITZ INSTRUMENT TRANSFORMERS	00593045	011008529	(SPARE) NRS 230KV NOMINAL CAPA	Electric Utility-Construction	2,320.00
2026-02-27	RITZ INSTRUMENT TRANSFORMERS	00593045	011008529	NRS 60KV NOMINAL VOLTAGE TRANS	Electric Utility-Construction	19,740.00
2026-02-27	RITZ INSTRUMENT TRANSFORMERS	00593045	011008529	NRS-ESP 60KV NOMINAL VOLTAGE T	Electric Utility-Construction	8,460.00
2026-02-27	RITZ INSTRUMENT TRANSFORMERS	00593045	011008529	(SPARE) NRS 60KV NOMINAL VOLTA	Electric Utility-Construction	1,880.00
2026-02-27	RITZ INSTRUMENT TRANSFORMERS	00593045	011008529	(SPARE) ESP 60KV NOMINAL VOLTA	Electric Utility-Construction	940.00
2026-02-27	RITZ INSTRUMENT TRANSFORMERS	00593045	011008529	NRS 115KV NOMINAL CAPACITIVE V	Electric Utility-Construction	36,960.00
2026-02-27	RITZ INSTRUMENT TRANSFORMERS	00593022	011008713	(SPARE) SRS 60KV NOMINAL VOLTA	Electric Utility-Construction	1,880.00
2026-02-27	RITZ INSTRUMENT TRANSFORMERS	00593022	011008713	SRS 115KV NOMINAL CAPACITIVE V	Electric Utility-Construction	18,480.00
2026-02-27	RITZ INSTRUMENT TRANSFORMERS	00593022	011008713	(SPARE) SRS 115KV NOMINAL CAPA	Electric Utility-Construction	1,760.00
2026-02-27	RITZ INSTRUMENT TRANSFORMERS	00593022	011008713	SRS 60KV NOMINAL VOLTAGE TRANS	Electric Utility-Construction	28,200.00
				Total for Payment No.:		132,820.00

Payment No: 035973

Payment Date	Vendor Name	Voucher No.	Invoice No.	Description	Fund Code	Amount Paid
2026-02-27	CENTRAL 40 LLC	00592459	131576-2026-01	2601 ENERGY PURCH (SOLAR)	Electric Utility-Ops General	110,558.76

Payment Date	Vendor Name	Voucher No.	Invoice No.	Description	Fund Code	Amount Paid
				Total for Payment No.:		110,558.76

Payment No: 732340

Payment Date	Vendor Name	Voucher No.	Invoice No.	Description	Fund Code	Amount Paid
2026-03-06	CLARIS STRATEGY INC	00593549	31250100-02	TASK 2 - DATA COLLECTION	Electric Utility-Construction	57,960.00
2026-03-06	CLARIS STRATEGY INC	00593549	31250100-02	REIMBURSABLE EXPENSES	Electric Utility-Construction	4,899.31
2026-03-06	CLARIS STRATEGY INC	00593549	31250100-02	TASK 5 ESSP PROJECT START-UP/P	Electric Utility-Construction	5,200.00
2026-03-06	CLARIS STRATEGY INC	00593549	31250100-02	TASK 7 ESSP STAKEHOLDER COORDI	Electric Utility-Construction	5,000.00
2026-03-06	CLARIS STRATEGY INC	00593549	31250100-02	TASK 0 - PROJECT MANAGEMENT	Electric Utility-Construction	1,687.50
2026-03-06	CLARIS STRATEGY INC	00593543	31250100-04	TASK 9 ESSP EVENT TRAINING AND	Electric Utility-Construction	5,000.00
2026-03-06	CLARIS STRATEGY INC	00593543	31250100-04	TASK 3 - RISK ANALYSIS	Electric Utility-Construction	22,941.90
2026-03-06	CLARIS STRATEGY INC	00593543	31250100-04	TASK 5 ESSP PROJECT START-UP/P	Electric Utility-Construction	2,200.00
2026-03-06	CLARIS STRATEGY INC	00593543	31250100-04	TASK 8 ESSP PLAN DEVELOPMENT	Electric Utility-Construction	4,235.00
2026-03-06	CLARIS STRATEGY INC	00593543	31250100-04	TASK 0 - PROJECT MANAGEMENT	Electric Utility-Construction	1,350.00
				Total for Payment No.:		110,473.71

Payment No: 732056

Payment Date	Vendor Name	Voucher No.	Invoice No.	Description	Fund Code	Amount Paid
2026-02-20	ORLAND UNIT WATER USERS ASSN.	00591843	2031JAN2026	2601 STONY CREEK HYDRO EXP	Electric Utility-Ops General	59.25
2026-02-20	ORLAND UNIT WATER USERS ASSN.	00591843	2031JAN2026	2601 STONY CREEK HYDRO EXP	Electric Utility-Ops General	11,187.05
2026-02-20	ORLAND UNIT WATER USERS ASSN.	00591843	2031JAN2026	2601 STONY CREEK HYDRO EXP	Electric Utility-Ops General	71,211.32

Payment Date	Vendor Name	Voucher No.	Invoice No.	Description	Fund Code	Amount Paid
2026-02-20	ORLAND UNIT WATER USERS ASSN.	00591843	2031JAN2026	2601 STONY CREEK HYDRO EXP	Electric Utility-Ops General	9,360.73
2026-02-20	ORLAND UNIT WATER USERS ASSN.	00591843	2031JAN2026	2601 STONY CREEK HYDRO EXP	Electric Utility-Ops General	59.24
2026-02-20	ORLAND UNIT WATER USERS ASSN.	00591843	2031JAN2026	2601 STONY CREEK HYDRO EXP	Electric Utility-Ops General	59.24
				Total for Payment No.:		91,936.83

Payment No: 731905

Payment Date	Vendor Name	Voucher No.	Invoice No.	Description	Fund Code	Amount Paid
2026-02-13	DINAPOLI FAMILY L P	00591263	42933JAN2026	REFUND OF SYSTEM IMPACT STUDY	Electric Utility-Construction	75,000.00
2026-02-13	DINAPOLI FAMILY L P	00591263	42933JAN2026	REFUND OF DISTRIBUTION STUDY	Electric Utility-Construction	15,000.00
				Total for Payment No.:		90,000.00

Payment No: 035903

Payment Date	Vendor Name	Voucher No.	Invoice No.	Description	Fund Code	Amount Paid
2026-02-20	DEVELOPMENT GROUP INC	00592542	30170	PARTS AND MATERIALS FOR SECURI	Electric Utility-Construction	2,549.84
2026-02-20	DEVELOPMENT GROUP INC	00592494	30249	PROFESSIONAL SERVICES/INSTALLA	Electric Utility-Construction	15,190.00
2026-02-20	DEVELOPMENT GROUP INC	00592496	N31317	PARTS AND MATERIALS FOR SECURI	Electric Utility-Construction	40,989.36
2026-02-20	DEVELOPMENT GROUP INC	00592496	N31317	PROFESSIONAL SERVICES/INSTALLA	Electric Utility-Construction	17,713.16
2026-02-20	DEVELOPMENT GROUP INC	00592746	31391	PROFESSIONAL SERVICES/INSTALLA	Electric Utility-Construction	11,270.00
				Total for Payment No.:		87,712.36

Payment No: 035997

Payment Date	Vendor Name	Voucher No.	Invoice No.	Description	Fund Code	Amount Paid
2026-02-27	INFOSEND INC	00591247	298051	ELECTRIC - OCTOBER INSERT	Electric Utility-Ops General	2,556.03
2026-02-27	INFOSEND INC	00592133	300053	ELECTRIC - OCTOBER INSERT	Electric Utility-Ops General	28.07
2026-02-27	INFOSEND INC	00592133	300053	ELECTRIC - NOVEMBER INSERT	Electric Utility-Ops General	2,559.45
2026-02-27	INFOSEND INC	00591247	298051	ELECTRIC - SEPTEMBER INSERT	Electric Utility-Ops Restrictd	45.01
				Total for Payment No.:		5,188.56

Payment No: 035981

Payment Date	Vendor Name	Voucher No.	Invoice No.	Description	Fund Code	Amount Paid
2026-02-27	DEVELOPMENT GROUP INC	00593090	31349	PARTS AND MATERIALS FOR SECURI	Electric Utility-Construction	2,839.13
2026-02-27	DEVELOPMENT GROUP INC	00593042	31382	PROFESSIONAL SERVICES/INSTALLA	Electric Utility-Construction	4,365.00
2026-02-27	DEVELOPMENT GROUP INC	00593041	31389	PROFESSIONAL SERVICES/INSTALLA	Electric Utility-Construction	43,141.92
2026-02-27	DEVELOPMENT GROUP INC	00593039	31325	PARTS AND MATERIALS FOR SECURI	Electric Utility-Construction	8,866.41
2026-02-27	DEVELOPMENT GROUP INC	00593040	31366	PARTS AND MATERIALS FOR SECURI	Electric Utility-Construction	25,600.62
				Total for Payment No.:		84,813.08

Payment No: 035906

Payment Date	Vendor Name	Voucher No.	Invoice No.	Description	Fund Code	Amount Paid
2026-02-20	DNV ENERGY SERVICES USA INC	00592775	875010019388	2510 BUSINS ENRG EFF PROG	Electric Utility-Ops Restrictd	4,122.83
2026-02-20	DNV ENERGY SERVICES USA INC	00592775	875010019388	2510 BUSINS ENRG EFF PROG	Electric Utility-Ops Restrictd	23,087.86
2026-02-20	DNV ENERGY SERVICES USA INC	00592775	875010019388	2510 BUSINS ENRG EFF PROG	Electric Utility-Ops Restrictd	3,298.27
2026-02-20	DNV ENERGY SERVICES USA INC	00592775	875010019388	2510 BUSINS ENRG EFF PROG	Electric Utility-Ops Restrictd	28,035.25

Payment Date	Vendor Name	Voucher No.	Invoice No.	Description	Fund Code	Amount Paid
2026-02-20	DNV ENERGY SERVICES USA INC	00592775	875010019388	2510 BUSINS ENRG EFF PROG	Electric Utility-Ops Restrictd	23,912.42
				Total for Payment No.:		82,456.63

Payment No: 035983

Payment Date	Vendor Name	Voucher No.	Invoice No.	Description	Fund Code	Amount Paid
2026-02-27	DNV ENERGY SERVICES USA INC	00592476	875010019865	YP2601 BUSINS ENRG EFF PROG	Electric Utility-Ops Restrictd	3,294.28
2026-02-27	DNV ENERGY SERVICES USA INC	00592476	875010019865	YP2601 BUSINS ENRG EFF PROG	Electric Utility-Ops Restrictd	8,235.70
2026-02-27	DNV ENERGY SERVICES USA INC	00592476	875010019865	YP2601 BUSINS ENRG EFF PROG	Electric Utility-Ops Restrictd	16,471.40
2026-02-27	DNV ENERGY SERVICES USA INC	00592476	875010019865	YP2601 BUSINS ENRG EFF PROG	Electric Utility-Ops Restrictd	34,589.94
2026-02-27	DNV ENERGY SERVICES USA INC	00592476	875010019865	YP2601 BUSINS ENRG EFF PROG	Electric Utility-Ops Restrictd	19,765.68
				Total for Payment No.:		82,357.00

Payment No: 036085

Payment Date	Vendor Name	Voucher No.	Invoice No.	Description	Fund Code	Amount Paid
2026-03-06	MVA POWER INC	00592194	225553	CHANGE ORDER 2: TARIFF PRICE A	Electric Utility-Construction	8,341.63
2026-03-06	MVA POWER INC	00592222	225597	CHANGE ORDER 2: TARIFF PRICE A	Electric Utility-Construction	4,420.43
2026-03-06	MVA POWER INC	00591253	225571	CHANGE ORDER 1: PART NUMBER: K	Electric Utility-Construction	1,324.36
2026-03-06	MVA POWER INC	00593024	225465	PART NUMBER: DWG 161kV133-1501	Electric Utility-Construction	461.01
2026-03-06	MVA POWER INC	00593024	225465	PART NUMBER: DWG 69kV133-1034-	Electric Utility-Construction	181.94
2026-03-06	MVA POWER INC	00593024	225465	PART NUMBER: DWG 69kV133-1034-	Electric Utility-Construction	1,455.58
2026-03-06	MVA POWER INC	00593024	225465	PART NUMBER: DWG 230kV17.3-233	Electric Utility-Construction	4,464.43

Payment Date	Vendor Name	Voucher No.	Invoice No.	Description	Fund Code	Amount Paid
2026-03-06	MVA POWER INC	00593024	225465	PART NUMBER: DWG 230kV133-2743	Electric Utility-Construction	303.29
2026-03-06	MVA POWER INC	00593024	225465	PART NUMBER: DWG 230kV133-2743	Electric Utility-Construction	2,729.64
2026-03-06	MVA POWER INC	00593024	225465	PART NUMBER: DWG 161kV133-1501	Electric Utility-Construction	3,918.60
2026-03-06	MVA POWER INC	00593024	225465	PART NUMBER: DWG 230VK17.3-233	Electric Utility-Construction	37,947.69
2026-03-06	MVA POWER INC	00593024	225465	PART NUMBER DWG: 115kV22.2-115	Electric Utility-Construction	16,171.56
				Total for Payment No.:		81,720.16

Payment No: 035939

Payment Date	Vendor Name	Voucher No.	Invoice No.	Description	Fund Code	Amount Paid
2026-02-20	PRESIDIO TECHNOLOGY CAPITAL	00592777	6013226000114	NETWORK EQUIPMENT - TAXABLE	Electric Utility-Ops General	36,177.43
2026-02-20	PRESIDIO TECHNOLOGY CAPITAL	00592777	6013226000114	NETWORK EQUIPMENT - NON-TAXABL	Electric Utility-Ops General	10,164.84
2026-02-20	PRESIDIO TECHNOLOGY CAPITAL	00592777	6013226000114	SHIPPING & HANDLING	Electric Utility-Ops General	195.94
				Total for Payment No.:		46,538.21

Payment No: 732071

Payment Date	Vendor Name	Voucher No.	Invoice No.	Description	Fund Code	Amount Paid
2026-02-20	SANDIS	00592534	2511339	SURVEYING SERVICES FOR SUBSTAT	Electric Utility-Construction	14,432.00
2026-02-20	SANDIS	00592540	2512292	SURVEYING SERVICES FOR SUBSTAT	Electric Utility-Construction	600.00
2026-02-20	SANDIS	00592521	2510346	SURVEYING SERVICES FOR SUBSTAT	Electric Utility-Construction	27,747.50
2026-02-20	SANDIS	00592520	2509257	SURVEYING SERVICES FOR SUBSTAT	Electric Utility-Construction	26,620.00
				Total for Payment No.:		69,399.50

Payment No: 035832

Payment Date	Vendor Name	Voucher No.	Invoice No.	Description	Fund Code	Amount Paid
2026-02-13	ELSTER SOLUTIONS LLC	00592239	5271781683	2026 HPS SERVICE MAINTENANCE A	Electric Utility-Ops General	68,843.00
				Total for Payment No.:		68,843.00

Payment No: 732047

Payment Date	Vendor Name	Voucher No.	Invoice No.	Description	Fund Code	Amount Paid
2026-02-20	MEGARESISTORS CORP.	00592751	I-29132	66KV, 90A CONTINUOUS, 3000A SH	Electric Utility-Construction	51,018.64
2026-02-20	MEGARESISTORS CORP.	00592751	I-29132	(SPARE) 66KV, 90A CONTINUOUS,	Electric Utility-Construction	14,908.07
				Total for Payment No.:		65,926.71

Payment No: 731931

Payment Date	Vendor Name	Voucher No.	Invoice No.	Description	Fund Code	Amount Paid
2026-02-13	NINYO & MOORE GEOTECHNICAL	00592220	313009	GEOTECHNICAL OBSERVATION, MATE	Electric Utility-Street Lights	3,862.50
2026-02-13	NINYO & MOORE GEOTECHNICAL	00592221	314458	GEOTECHNICAL OBSERVATION, MATE	Electric Utility-Street Lights	7,350.00
2026-02-13	NINYO & MOORE GEOTECHNICAL	00592134	313010	MATERIALS TESTING AND SPECIAL	Electric Utility-Construction	25,291.25
2026-02-13	NINYO & MOORE GEOTECHNICAL	00592429	314461	MATERIALS TESTING FOR JULIETTE	Electric Utility-Construction	5,155.00
2026-02-13	NINYO & MOORE GEOTECHNICAL	00592432	314459	MATERIALS TESTING AND SPECIAL	Electric Utility-Construction	21,076.25
				Total for Payment No.:		62,735.00

Payment No: 035928

Payment Date	Vendor Name	Voucher No.	Invoice No.	Description	Fund Code	Amount Paid
2026-02-20	MILTON SECURITY GROUP LLC	00592080	2025FMF299	2601 NOC/SOC SERVICES	Electric Utility-Ops General	23,040.00
2026-02-20	MILTON SECURITY GROUP LLC	00592080	2025FMF299	2601 AMI/MDMS PROJECT SUPPRT	Electric Utility-Ops General	19,200.00

Payment Date	Vendor Name	Voucher No.	Invoice No.	Description	Fund Code	Amount Paid
2026-02-20	MILTON SECURITY GROUP LLC	00592080	2025FMF299	2601 OSISOFT PI SYSTEM SVC	Electric Utility-Ops General	14,400.00
2026-02-20	MILTON SECURITY GROUP LLC	00592080	2025FMF299	2601 SHAREPOINT SUPPORT/MGMT	Electric Utility-Ops General	4,800.00
				Total for Payment No.:		61,440.00

Payment No: 035829

Payment Date	Vendor Name	Voucher No.	Invoice No.	Description	Fund Code	Amount Paid
2026-02-13	[redacted]	[redacted]	[redacted]	[redacted] LEGAL SERVICES	[redacted]	[redacted]
2026-02-13	[redacted]	[redacted]	[redacted]	[redacted] LEGAL SVC [redacted]	[redacted]	[redacted]
				Total for Payment No.:		58,861.50

Payment No: 035982

Payment Date	Vendor Name	Voucher No.	Invoice No.	Description	Fund Code	Amount Paid
2026-02-27	DLT SOLUTIONS LLC	00593036	SI722478A	CUSTOMER VAULT PROFESSIONAL: E	Electric Utility-Construction	12,500.00
2026-02-27	DLT SOLUTIONS LLC	00593037	SI722478B	ADDITIONAL FUNDING FOR REIMBUR	Electric Utility-Construction	7,350.55
2026-02-27	DLT SOLUTIONS LLC	00593036	SI722478A	VAULT PROFESSIONAL IMPLEMENTAT	Electric Utility-Construction	18,888.89
2026-02-27	DLT SOLUTIONS LLC	00593036	SI722478A	VAULT PROFESSIONAL IMPLEMENTAT	Electric Utility-Construction	10,000.00
2026-02-27	DLT SOLUTIONS LLC	00593036	SI722478A	IMAGINIT DESIGN ASSISTANCE SUP	Electric Utility-Construction	2,088.88
2026-02-27	DLT SOLUTIONS LLC	00593036	SI722478A	PROJECT MANAGEMENT FOR DRAWING	Electric Utility-Construction	6,666.67
				Total for Payment No.:		57,494.99

Payment No: 731928

Payment Date	Vendor Name	Voucher No.	Invoice No.	Description	Fund Code	Amount Paid
2026-02-13	MESA ENERGY SYSTEMS, INC.	00592319	4001884R-001	DVR CHILLER B SHAFT SEAL REPLA	Electric Utility-Ops General	22,419.86
2026-02-13	MESA ENERGY SYSTEMS, INC.	00592320	940031027	SUBSTATIONS HVAC ANNUAL INSPE	Electric Utility-Ops General	17,329.00
2026-02-13	MESA ENERGY SYSTEMS, INC.	00592321	940031808	SUBSTATIONS HVAC ANNUAL INSPE	Electric Utility-Ops General	17,329.00
				Total for Payment No.:		57,077.86

Payment No: 036063

Payment Date	Vendor Name	Voucher No.	Invoice No.	Description	Fund Code	Amount Paid
2026-03-06	GE VERNOVA INTERNATIONAL LLC	00583689	995296694	STEADY STATE POWER FLOW (SSPF)	Electric Utility-Ops General	15,990.00
2026-03-06	GE VERNOVA INTERNATIONAL LLC	00583689	995296694	STEADY STATE POWER FLOW (SSPF)	Electric Utility-Ops General	19,188.00
2026-03-06	GE VERNOVA INTERNATIONAL LLC	00591115	995338139	STEADY STATE POWER FLOW (SSPF)	Electric Utility-Ops General	19,955.00
				Total for Payment No.:		55,133.00

Payment No: 003954

Payment Date	Vendor Name	Voucher No.	Invoice No.	Description	Fund Code	Amount Paid
2026-02-13	CA DEPT OF TAX & FEE ADMIN	00592515	JANUARY 2026	DD V# 507715 Use Tax ADJ	Electric Utility-Ops General	3,692.44
2026-02-13	CA DEPT OF TAX & FEE ADMIN	00592515	JANUARY 2026	DD:SALES & USE TAX	Electric Utility-Ops General	14,640.70
				Total for Payment No.:		18,333.14

Payment No: 035945

Payment Date	Vendor Name	Voucher No.	Invoice No.	Description	Fund Code	Amount Paid
2026-02-20	TRC	00592742	49344	JULIETTE SUBSTATION PHASE I FE	Electric Utility-Construction	7,751.17
2026-02-20	TRC	00592744	49445	JULIETTE SUBSTATION PHASE I FE	Electric Utility-Construction	9,372.46

Payment Date	Vendor Name	Voucher No.	Invoice No.	Description	Fund Code	Amount Paid
2026-02-20	TRC	00592743	49444	JULIETTE SUBSTATION PHASE I FE	Electric Utility-Construction	7,417.94
2026-02-20	TRC	00592747	49473	DESIGN SERVICES FOR BESS ENCLO	Electric Utility-Construction	26,178.24
				Total for Payment No.:		50,719.81

Payment No: 036004

Payment Date	Vendor Name	Voucher No.	Invoice No.	Description	Fund Code	Amount Paid
2026-02-27	MISSION TRAIL WASTE SYSTEMS	00592182	0000564649	SVP 881 MARTIN SVC FEB 2026	Electric Utility-Ops General	1,244.50
2026-02-27	MISSION TRAIL WASTE SYSTEMS	00592189	0000563679	DEBRIS BIN HAULING JAN 2026	Electric Utility-Ops General	1,735.11
2026-02-27	MISSION TRAIL WASTE SYSTEMS	00592193	0000564643	CART & FRONT LOAD BIN FEB 2026	Electric Utility-Ops General	5,016.79
2026-02-27	MISSION TRAIL WASTE SYSTEMS	00592193	0000564643	CART & FRONT LOAD BIN FEB 2026	Electric Utility-Ops General	480.58
				Total for Payment No.:		8,476.98

Payment No: 035883

Payment Date	Vendor Name	Voucher No.	Invoice No.	Description	Fund Code	Amount Paid
2026-02-20	AIR PRODUCTS & CHEMICALS	00592096	434244991	2601 PURCHASE DEMAND REDUCTION	Electric Utility-Ops General	50,400.00
				Total for Payment No.:		50,400.00

Payment No: W26195

Payment Date	Vendor Name	Voucher No.	Invoice No.	Description	Fund Code	Amount Paid
2026-02-27	M4 TERMINALS LLC	00593275	42137FEB2026	MARCH 2026 RENT	Electric Utility-Ops General	50,181.00
				Total for Payment No.:		50,181.00

Payment No: 036036

Payment Date	Vendor Name	Voucher No.	Invoice No.	Description	Fund Code	Amount Paid
2026-02-27	WEST VALLEY CONSTRUCTION CO INC	00593063	239372	2502 20250121-FIBER-00288CO	Electric Utility-Construction	1,385.00
2026-02-27	WEST VALLEY CONSTRUCTION CO INC	00593064	239379	2509 20240918-FIBER-01510	Electric Utility-Construction	4,470.90
2026-02-27	WEST VALLEY CONSTRUCTION CO INC	00593065	239390	2509 CALL3-00029 20250408-F	Electric Utility-Construction	1,449.00
2026-02-27	WEST VALLEY CONSTRUCTION CO INC	00593080	239570	2509 20250409-FIBER-01638CO	Electric Utility-Construction	6,128.80
2026-02-27	WEST VALLEY CONSTRUCTION CO INC	00593066	239571	2508 20250409-FIBER-01638	Electric Utility-Construction	21,501.60
2026-02-27	WEST VALLEY CONSTRUCTION CO INC	00593067	239410	2509 20250408-FIBER-01657	Electric Utility-Construction	8,428.00
2026-02-27	WEST VALLEY CONSTRUCTION CO INC	00593166	239080	LABOR, EQUIPMENT, AND REIMBURS	Electric Utility-Ops General	2,622.50
				Total for Payment No.:		45,985.80

Payment No: 036033

Payment Date	Vendor Name	Voucher No.	Invoice No.	Description	Fund Code	Amount Paid
2026-02-27	US DEPT OF ENERGY	00592457	NNPB000270126	2601 BASE RESOURCE/POWER BILL	Electric Utility-Ops General	278,750.42
2026-02-27	US DEPT OF ENERGY	00592457	NNPB000270126	2601 WREGIS PASSTHRU CHARGES	Electric Utility-Ops General	237.58
2026-02-27	US DEPT OF ENERGY	00592457	NNPB000270126	2601 CVP O&M FUNDING CREDIT	Electric Utility-Ops General	-246,800.00
2026-02-27	US DEPT OF ENERGY	00592458	NNPB000270126S	2601 COTP LOSS-FIN SETTLEMENTS	Electric Utility-Ops General	13,532.02
				Total for Payment No.:		45,720.02

Payment No: 036041

Payment Date	Vendor Name	Voucher No.	Invoice No.	Description	Fund Code	Amount Paid
2026-03-06	ANIXTER INC.	00593667	6402921-05	CLAMP DEADEND, HOT LINE, 12 KV	Electric Utility-Ops General	7,272.09
2026-03-06	ANIXTER INC.	00593670	6561463-01	CONNECTOR, OH, AUTO, FULL-TEN,	Electric Utility-Ops General	5,030.66

Payment Date	Vendor Name	Voucher No.	Invoice No.	Description	Fund Code	Amount Paid
2026-03-06	ANIXTER INC.	00593672	6579446-00	CONNECTOR, SERVICE DROP INSUL	Electric Utility-Ops General	323.01
2026-03-06	ANIXTER INC.	00593538	6402921.06	CLAMP, GROUND, CONDUIT, 2IN, F	Electric Utility-Ops General	982.13
2026-03-06	ANIXTER INC.	00593539	6597363-00	EXTENSION, LINK, 3/16IN X 1-1/	Electric Utility-Ops General	1,181.28
2026-03-06	ANIXTER INC.	00593533	6392307-05	CLAMP, GROUND, CONDUIT, 2IN, F	Electric Utility-Ops General	491.06
2026-03-06	ANIXTER INC.	00593541	6298172-07	ELBOW, 1100 KCMIL 15KV RICHARD	Electric Utility-Ops General	11,170.04
2026-03-06	ANIXTER INC.	00593542	6587018-01	WIRE, BARE, CU, #6, SOLID, SOF	Electric Utility-Ops General	4,949.91
2026-03-06	ANIXTER INC.	00593542	6587018-01	WIRE, 600V, CU, 250 MCM 37 STR	Electric Utility-Ops General	7,529.63
2026-03-06	ANIXTER INC.	00593545	6604154-01	K1525 5/8 ROUND WASHER	Electric Utility-Ops General	349.20
2026-03-06	ANIXTER INC.	00593545	6604154-01	K1257 ¾" LOCK WASHER	Electric Utility-Ops General	523.80
2026-03-06	ANIXTER INC.	00593546	6662231-00	HANDLINE SNATCH BLOCK, 2 LB.,	Electric Utility-Ops General	602.37
2026-03-06	ANIXTER INC.	00593547	6665042-00	WIRE, OH, #1/0 AL, TRIPLEX, CO	Electric Utility-Ops General	4,037.63
				Total for Payment No.:		44,442.81

Payment No: 732259

Payment Date	Vendor Name	Voucher No.	Invoice No.	Description	Fund Code	Amount Paid
2026-02-27	ORLAND UNIT WATER USERS ASSN.	00592339	2031FEB2026	2601 STONY CREEK HYDRO EXP	Electric Utility-Ops General	19,952.44
2026-02-27	ORLAND UNIT WATER USERS ASSN.	00592339	2031FEB2026	2601 STONY CREEK HYDRO EXP	Electric Utility-Ops General	7,605.76
2026-02-27	ORLAND UNIT WATER USERS ASSN.	00592339	2031FEB2026	2601 STONY CREEK HYDRO EXP	Electric Utility-Ops General	37.05
2026-02-27	ORLAND UNIT WATER USERS ASSN.	00592339	2031FEB2026	2601 STONY CREEK HYDRO EXP	Electric Utility-Ops General	37.05

Payment Date	Vendor Name	Voucher No.	Invoice No.	Description	Fund Code	Amount Paid
2026-02-27	ORLAND UNIT WATER USERS ASSN.	00592339	2031FEB2026	2601 STONY CREEK HYDRO EXP	Electric Utility-Ops General	10,109.87
2026-02-27	ORLAND UNIT WATER USERS ASSN.	00592339	2031FEB2026	2601 STONY CREEK HYDRO EXP	Electric Utility-Ops General	37.05
				Total for Payment No.:		37,779.22

Payment No: 035842

Payment Date	Vendor Name	Voucher No.	Invoice No.	Description	Fund Code	Amount Paid
2026-02-13	J POWERS RECRUITING, INC.	00592291	710	SR. EDM T&D RECRUITMENT (REFER	Electric Utility-Ops General	11,666.66
2026-02-13	J POWERS RECRUITING, INC.	00592292	708	ELECTRIC UTILITY COO RECRUITME	Electric Utility-Ops General	14,000.00
2026-02-13	J POWERS RECRUITING, INC.	00592290	709	SR. EDM RESOURCES RECRUITMENT	Electric Utility-Ops General	11,666.66
				Total for Payment No.:		37,333.32

Payment No: 731964

Payment Date	Vendor Name	Voucher No.	Invoice No.	Description	Fund Code	Amount Paid
2026-02-13	UNIVAR SOLUTIONS USA INC	00591334	53535649	860 GAL SOD HYPO 12.5% LIQUICH	Electric Utility-Ops General	3,190.82
2026-02-13	UNIVAR SOLUTIONS USA INC	00591334	53535649	CALIFORNIA MILL FEE	Electric Utility-Ops General	88.54
2026-02-13	UNIVAR SOLUTIONS USA INC	00591337	53555000	775 GAL SOD HYPO 12.5% LIQUICH	Electric Utility-Ops General	2,875.45
2026-02-13	UNIVAR SOLUTIONS USA INC	00591337	53555000	CALIFORNIA MILL FEE	Electric Utility-Ops General	79.79
2026-02-13	UNIVAR SOLUTIONS USA INC	00591341	53566591	869 GAL SOD HYPO 12.5% LIQUICH	Electric Utility-Ops General	3,224.21
2026-02-13	UNIVAR SOLUTIONS USA INC	00591341	53566591	CALIFORNIA MILL FEE	Electric Utility-Ops General	89.47
2026-02-13	UNIVAR SOLUTIONS USA INC	00591345	53575580	200 GAL SOD BISULFITE 25% MNBU	Electric Utility-Ops General	624.20
2026-02-13	UNIVAR SOLUTIONS USA INC	00591352	53575581	796 GAL SOD HYPO 12.5% LIQUICH	Electric Utility-Ops General	2,953.36

Payment Date	Vendor Name	Voucher No.	Invoice No.	Description	Fund Code	Amount Paid
2026-02-13	UNIVAR SOLUTIONS USA INC	00591352	53575581	CALIFORNIA MILL FEE	Electric Utility-Ops General	81.95
2026-02-13	UNIVAR SOLUTIONS USA INC	00591353	53587454	768 GAL SOD HYPO 12.5% LIQUICH	Electric Utility-Ops General	2,849.47
2026-02-13	UNIVAR SOLUTIONS USA INC	00591353	53587454	CALIFORNIA MILLING FEE	Electric Utility-Ops General	79.07
2026-02-13	UNIVAR SOLUTIONS USA INC	00591354	53608305	740GAL SOD HYPO 12.5% LIQUICHL	Electric Utility-Ops General	2,745.59
2026-02-13	UNIVAR SOLUTIONS USA INC	00591354	53608305	CALIFORNIA MILLING FEE	Electric Utility-Ops General	76.19
2026-02-13	UNIVAR SOLUTIONS USA INC	00591357	53621732	80 GAL SOD HYPO 12.5% LIQUICHL	Electric Utility-Ops General	2,968.20
2026-02-13	UNIVAR SOLUTIONS USA INC	00591357	53621732	CALIFORNIA MILL FEE	Electric Utility-Ops General	82.37
2026-02-13	UNIVAR SOLUTIONS USA INC	00591358	53630399	2565 GAL SOD HYPO 12.5% LIQUIC	Electric Utility-Ops General	9,516.79
2026-02-13	UNIVAR SOLUTIONS USA INC	00591358	53630399	CALIFORNIA MILL FEE	Electric Utility-Ops General	264.09
2026-02-13	UNIVAR SOLUTIONS USA INC	00591359	53630401	275 GAL CAUSTIC SODA 30% MNBUL	Electric Utility-Ops General	1,344.38
				Total for Payment No.:		33,133.94

Payment No: 732329

Payment Date	Vendor Name	Voucher No.	Invoice No.	Description	Fund Code	Amount Paid
2026-03-06	PG&E	00592770	6960110313-3 FEB2026	2601 GAS TRANSPORT GIA	Electric Utility-Ops General	31,839.58
				Total for Payment No.:		31,839.58

Payment No: 731989

Payment Date	Vendor Name	Voucher No.	Invoice No.	Description	Fund Code	Amount Paid
2026-02-20	PG&E	00591850	0008475316-9	GRIZZ PH O&M TAXABLE	Electric Utility-Ops General	651.90
2026-02-20	PG&E	00591850	0008475316-9	GRIZZ PH O&M NONTAXABLE	Electric Utility-Ops General	29,184.83

Payment Date	Vendor Name	Voucher No.	Invoice No.	Description	Fund Code	Amount Paid
				Total for Payment No.:		29,836.73

Payment No: 036044

Payment Date	Vendor Name	Voucher No.	Invoice No.	Description	Fund Code	Amount Paid
2026-03-06	AVIATION, POWER & MARINE, LLC	00593429	I120394	PN# L63585P01 - EXCITER, IGNIT	Electric Utility-Ops General	29,405.58
2026-03-06	AVIATION, POWER & MARINE, LLC	00593429	I120394	ESTIMATED SHIPPING	Electric Utility-Ops General	100.00
				Total for Payment No.:		29,505.58

Payment No: 732376

Payment Date	Vendor Name	Voucher No.	Invoice No.	Description	Fund Code	Amount Paid
2026-03-06	PENINSULA CRANE & RIGGING	00593435	11296	CRANE SERVICES	Electric Utility-Ops General	9,289.60
2026-03-06	PENINSULA CRANE & RIGGING	00593436	11297	CRANE SERVICES	Electric Utility-Ops General	11,063.80
2026-03-06	PENINSULA CRANE & RIGGING	00593433	11294	CRANE SERVICES	Electric Utility-Ops General	7,900.90
				Total for Payment No.:		28,254.30

Payment No: 732086

Payment Date	Vendor Name	Voucher No.	Invoice No.	Description	Fund Code	Amount Paid
2026-02-20	THE SHPIGLER GROUP	00592723	26-02	PHASE 2 MARKET AND COMPETITOR	Electric Utility-Ops General	15,000.00
2026-02-20	THE SHPIGLER GROUP	00592741	INV 0001	PHASE 1 PROJECT INITIATION AND	Electric Utility-Ops General	12,000.00
				Total for Payment No.:		27,000.00

Payment No: 036081

Payment Date	Vendor Name	Voucher No.	Invoice No.	Description	Fund Code	Amount Paid
2026-03-06	MITSUBISHI POWER AMERICAS, INC	00593626	80027840	PN: MY-00129-000015 PIN SPLIT	Electric Utility-Ops General	18.16

Payment Date	Vendor Name	Voucher No.	Invoice No.	Description	Fund Code	Amount Paid
2026-03-06	MITSUBISHI POWER AMERICAS, INC	00593626	80027840	PN: MY-02635-000001 ROD LIFT V	Electric Utility-Ops General	16,404.56
2026-03-06	MITSUBISHI POWER AMERICAS, INC	00593626	80027840	PN: MSA3-178-250-508-3 HEX SOC	Electric Utility-Ops General	72.57
2026-03-06	MITSUBISHI POWER AMERICAS, INC	00593626	80027840	PN: GENERIC_PN SPRING COMPRESS	Electric Utility-Ops General	10,211.38
				Total for Payment No.:		26,706.67

Payment No: 035886

Payment Date	Vendor Name	Voucher No.	Invoice No.	Description	Fund Code	Amount Paid
2026-02-20	ANIXTER INC.	00592640	6616077-00	CONNECTOR, SUBMERSIBLE, 3 POSI	Electric Utility-Ops General	6,220.13
2026-02-20	ANIXTER INC.	00592780	6622967-00	EXTENSION, LINK, 3/16IN X 1-1/	Electric Utility-Ops General	3,437.44
2026-02-20	ANIXTER INC.	00592779	6557215-01	INSULATOR, 60KV, HORIZ. LINE P	Electric Utility-Ops General	15,055.98
				Total for Payment No.:		24,713.55

Payment No: 732254

Payment Date	Vendor Name	Voucher No.	Invoice No.	Description	Fund Code	Amount Paid
2026-02-27	MONTROSE AIR QUALITY SERVICES,	00593006	CINV-461128	2025 DVR COMPLIANCE/RATA TESTI	Electric Utility-Ops General	14,190.00
2026-02-27	MONTROSE AIR QUALITY SERVICES,	00593006	CINV-461128	CHANGE ORDER 1: ADDED COST FOR	Electric Utility-Ops General	9,538.00
				Total for Payment No.:		23,728.00

Payment No: 035811

Payment Date	Vendor Name	Voucher No.	Invoice No.	Description	Fund Code	Amount Paid
2026-02-13	ANIXTER INC.	00592128	6495202-11	PART NUMBER: HUBBELL 79619-40	Electric Utility-Construction	22,520.13
2026-02-13	ANIXTER INC.	00592129	6495202-10	PART NUMBER: HUBBELL P250026S	Electric Utility-Construction	496.52

Payment Date	Vendor Name	Voucher No.	Invoice No.	Description	Fund Code	Amount Paid
2026-02-13	ANIXTER INC.	00589111	6611458-00	BOLT COVER, OH, INSULATING, 4-	Electric Utility-Ops General	416.31
				Total for Payment No.:		23,432.96

Payment No: 732054

Payment Date	Vendor Name	Voucher No.	Invoice No.	Description	Fund Code	Amount Paid
2026-02-20	OEM PARTS NETWORK INC	00592664	I99341	PN# 2028511 - REPLACEMENT ELEM	Electric Utility-Ops General	16,636.11
2026-02-20	OEM PARTS NETWORK INC	00592664	I99341	ESTIMATED INBOUND SHIPPING	Electric Utility-Ops General	3,968.90
2026-02-20	OEM PARTS NETWORK INC	00592664	I99341	ESTIMATED SHIPPING COST	Electric Utility-Ops General	2,700.00
				Total for Payment No.:		23,305.01

Payment No: 036002

Payment Date	Vendor Name	Voucher No.	Invoice No.	Description	Fund Code	Amount Paid
2026-02-27	M4 TERMINALS LLC	00593096	T0001516-02	INS NUTTMAN 10/1/25-8/29/26	Electric Utility-Ops General	19,778.11
2026-02-27	M4 TERMINALS LLC	00593097	T0001516-03	INS NUTTMAN 10/1/25-8/29/26	Electric Utility-Ops General	2,962.98
				Total for Payment No.:		22,741.09

Payment No: 036024

Payment Date	Vendor Name	Voucher No.	Invoice No.	Description	Fund Code	Amount Paid
2026-02-27	T-MOBILE	00593217	952058658-2/2/2026	Finance - SVP	Electric Utility-Ops General	58.80
2026-02-27	T-MOBILE	00593217	952058658-2/2/2026	Finance - Purchasing	Electric Utility-Ops General	91.68
2026-02-27	T-MOBILE	00593217	952058658-2/2/2026	Order #1705160 - FINANCE	Electric Utility-Ops General	905.73
				Total for Payment No.:		1,056.21

Payment No: 036026

Payment Date	Vendor Name	Voucher No.	Invoice No.	Description	Fund Code	Amount Paid
2026-02-27	TIMOTHY KELSO	00593108	I2026004	SV9500 PBX SWA PSA SV95 UNIT I	Electric Utility-Ops General	15,180.00
2026-02-27	TIMOTHY KELSO	00593108	I2026004	DVS ANALYTICS ENCORE CALL RECO	Electric Utility-Ops General	4,503.00
				Total for Payment No.:		19,683.00

Payment No: 036015

Payment Date	Vendor Name	Voucher No.	Invoice No.	Description	Fund Code	Amount Paid
2026-02-27	ROYAL SWITCHGEAR MANUFACTURING CO	00593021	83137-8	SRS PART DESCRIPTION 115KV: SP	Electric Utility-Construction	18,847.20
				Total for Payment No.:		18,847.20

Payment No: 731962

Payment Date	Vendor Name	Voucher No.	Invoice No.	Description	Fund Code	Amount Paid
2026-02-13	UNDERGROUND SERVICE ALERT OF	00591392	1675362026	SVP 2025 BILLABLE TICKET FEE	Electric Utility-Ops General	14,498.02
2026-02-13	UNDERGROUND SERVICE ALERT OF	00591401	167536USB26	CA STATE REGULTORY COST FY2526	Electric Utility-Ops General	4,036.75
				Total for Payment No.:		18,534.77

Payment No: 732023

Payment Date	Vendor Name	Voucher No.	Invoice No.	Description	Fund Code	Amount Paid
2026-02-20	EQUINIX INC	00591890	100210739092	2602 SANTA CLARA IBX-SV2 FBR	Electric Utility-Ops General	18,510.51
				Total for Payment No.:		18,510.51

Payment No: 035909

Payment Date	Vendor Name	Voucher No.	Invoice No.	Description	Fund Code	Amount Paid
2026-02-20	GARDENLAND POWER EQUIPMENT	00591961	1191756	CORDLESS BLOWERS & BATTERIES	Electric Utility-Ops Restrictd	8,919.03

Payment Date	Vendor Name	Voucher No.	Invoice No.	Description	Fund Code	Amount Paid
2026-02-20	GARDENLAND POWER EQUIPMENT	00591962	1191647	CORDLESS POWER TOOLS BATTERIES	Electric Utility-Ops Restrictd	7,222.13
				Total for Payment No.:		16,141.16

Payment No: 732225

Payment Date	Vendor Name	Voucher No.	Invoice No.	Description	Fund Code	Amount Paid
2026-02-27	GENERAL PACIFIC INC	00593191	1520768	TRANSFORMER, PAD, 75 KVA, 120/	Electric Utility-Ops General	15,380.08
2026-02-27	GENERAL PACIFIC INC	00593017	1536424	N77095-TAPE, ELETRICAL, LV, EL	Electric Utility-Ops General	295.95
2026-02-27	GENERAL PACIFIC INC	00593169	1529660	CABLE TIE, 14-1/2IN LG X .19IN	Electric Utility-Ops General	1,332.42
				Total for Payment No.:		17,008.45

Payment No: 732219

Payment Date	Vendor Name	Voucher No.	Invoice No.	Description	Fund Code	Amount Paid
2026-02-27	EMERSON LLLP	00593137	31148596	PN# 5301HA1S2V5AE01000RAE5 - G	Electric Utility-Ops General	15,453.25
2026-02-27	EMERSON LLLP	00593137	31148596	IMP-TARIFF-M:SURCHARGE	Electric Utility-Ops General	1,035.37
2026-02-27	EMERSON LLLP	00593137	31148596	OSV-FREIGHT: FREIGHT AND HANDL	Electric Utility-Ops General	309.06
				Total for Payment No.:		16,797.68

Payment No: 036072

Payment Date	Vendor Name	Voucher No.	Invoice No.	Description	Fund Code	Amount Paid
2026-03-06	HITACHI ENERGY USA INC.	00593580	815210151	PART #: 1KGT201644R0013 HMI LI	Electric Utility-Ops General	11,702.57
2026-03-06	HITACHI ENERGY USA INC.	00593580	815210151	PART #: 1KGT037300R0001 540CID	Electric Utility-Ops General	4,810.23
				Total for Payment No.:		16,512.80

Payment No: 731991

Payment Date	Vendor Name	Voucher No.	Invoice No.	Description	Fund Code	Amount Paid
2026-02-20	PG&E	00592464	0008486721-7	2601 GRIZZ PROJ 15% COO	Electric Utility-Ops General	16,344.57
				Total for Payment No.:		16,344.57

Payment No: 732279

Payment Date	Vendor Name	Voucher No.	Invoice No.	Description	Fund Code	Amount Paid
2026-02-27	SHAILESH DUBALE	00592271	1734	WTR HEATER RGT ACT 85622-04	Electric Utility-Ops Restrictd	5,500.00
2026-02-27	SHAILESH DUBALE	00592473	1735	HEAT PUMP HVAC RBT ACT85622-04	Electric Utility-Ops Restrictd	10,050.00
				Total for Payment No.:		15,550.00

Payment No: 035911

Payment Date	Vendor Name	Voucher No.	Invoice No.	Description	Fund Code	Amount Paid
2026-02-20	GRAINGER-SAN JOSE	00592646	9761362608	CABLE PROTECTOR, 2 CHANNELS	Electric Utility-Ops General	1,315.39
2026-02-20	GRAINGER-SAN JOSE	00591818	9781044764	FIRE EXTINGUISHER SIGN	Electric Utility-Ops General	40.71
2026-02-20	GRAINGER-SAN JOSE	00591820	9784404718	COATED GLOVES,NYLON SPAN	Electric Utility-Ops General	50.02
2026-02-20	GRAINGER-SAN JOSE	00592786	9753206193	COOLER, WATER, 3 GALLON, WITH	Electric Utility-Ops General	155.61
2026-02-20	GRAINGER-SAN JOSE	00592786	9753206193	BOOTS, PVC KNEE STYLE, WITH ST	Electric Utility-Ops General	104.24
2026-02-20	GRAINGER-SAN JOSE	00592786	9753206193	BOOTS, PVC KNEE STYLE, WITH ST	Electric Utility-Ops General	76.56
2026-02-20	GRAINGER-SAN JOSE	00592786	9753206193	TAPE, HI-LINE, NON-METALLIC. 1	Electric Utility-Ops General	68.98
2026-02-20	GRAINGER-SAN JOSE	00592786	9753206193	UTILITY KNIFE WITH QUICK CHANG	Electric Utility-Ops General	151.57
2026-02-20	GRAINGER-SAN JOSE	00592786	9753206193	WRENCH SET, ALLEN HEXAGON KEY	Electric Utility-Ops General	393.07
2026-02-20	GRAINGER-SAN JOSE	00592786	9753206193	SCREWDRIVER, 8IN BLADE,	Electric Utility-Ops	126.06

Payment Date	Vendor Name	Voucher No.	Invoice No.	Description	Fund Code	Amount Paid
				ROUND	General	
2026-02-20	GRAINGER-SAN JOSE	00592786	9753206193	KNIFE, CABLE SPLICER KLEIN #44	Electric Utility-Ops General	213.64
2026-02-20	GRAINGER-SAN JOSE	00592787	9759742514	RECIPROCATING SAW BLADE: 14/18	Electric Utility-Ops General	74.67
2026-02-20	GRAINGER-SAN JOSE	00592787	9759742514	RECIPROCATING SAW BLADE: 14/18	Electric Utility-Ops General	92.79
2026-02-20	GRAINGER-SAN JOSE	00592787	9759742514	RECIPROCATING SAW BLADE: 14/18	Electric Utility-Ops General	114.60
2026-02-20	GRAINGER-SAN JOSE	00592647	9762627751	CRAYON, LUMBER, YELLOW	Electric Utility-Ops General	11.72
2026-02-20	GRAINGER-SAN JOSE	00592647	9762627751	SQWINCHER POWDER CONCENTRATE S	Electric Utility-Ops General	296.86
2026-02-20	GRAINGER-SAN JOSE	00592647	9762627751	PLIERS, 6IN LONG NOSE. KLEIN #	Electric Utility-Ops General	119.72
2026-02-20	GRAINGER-SAN JOSE	00592647	9762627751	BIT, TWIST, DRILL, STRAIGHT SH	Electric Utility-Ops General	13.15
2026-02-20	GRAINGER-SAN JOSE	00592647	9762627751	BIT, TWIST, DRILL, STRAIGHT SH	Electric Utility-Ops General	7.04
2026-02-20	GRAINGER-SAN JOSE	00592647	9762627751	GLOVE, WORKMAN TYPE LARGE MECH	Electric Utility-Ops General	335.55
2026-02-20	GRAINGER-SAN JOSE	00592648	9762627769	LENS CLEANING WIPES PREMOISTEN	Electric Utility-Ops General	135.93
2026-02-20	GRAINGER-SAN JOSE	00592650	9773253100	BOOTS, PVC KNEE STYLE, WITH ST	Electric Utility-Ops General	305.39
2026-02-20	GRAINGER-SAN JOSE	00592652	9784451917	RAGS, BLUE CREPED SONTARA, APP	Electric Utility-Ops General	597.13
2026-02-20	GRAINGER-SAN JOSE	00592652	9784451917	SOLVENT, CABLE CLEANER, AEROSO	Electric Utility-Ops General	5,395.67
				Total for Payment No.:		10,196.07

Payment No: 036010

Payment Date	Vendor Name	Voucher No.	Invoice No.	Description	Fund Code	Amount Paid
2026-02-27	ONESOURCE SUPPLY SOLUTIONS	00593056	S008173419.001	: WIRE, OH, #1/0 AL, TRIPLEX,	Electric Utility-Ops	5,470.44

Payment Date	Vendor Name	Voucher No.	Invoice No.	Description	Fund Code	Amount Paid
	LLC				General	
2026-02-27	ONESOURCE SUPPLY SOLUTIONS LLC	00593168	S008110411.001	MOULDING, OAK WOOD, 1IN WIDE X	Electric Utility-Ops General	2,739.04
2026-02-27	ONESOURCE SUPPLY SOLUTIONS LLC	00593168	S008110411.001	MOULDING, PVC, 2IN X 10FT-0IN,	Electric Utility-Ops General	1,497.74
2026-02-27	ONESOURCE SUPPLY SOLUTIONS LLC	00593168	S008110411.001	MOULDING, PVC, 3IN X 10FT-0IN,	Electric Utility-Ops General	3,388.33
2026-02-27	ONESOURCE SUPPLY SOLUTIONS LLC	00593016	S008172871.002	N70093-BOLT, SQ HD, 3/4IN DIA.	Electric Utility-Ops General	1,958.79
				Total for Payment No.:		15,054.34

Payment No: 035932

Payment Date	Vendor Name	Voucher No.	Invoice No.	Description	Fund Code	Amount Paid
2026-02-20	NALCO CO	00591828	6603813785	2601 3D TRASAR# 3DT179	Electric Utility-Ops General	9,849.03
2026-02-20	NALCO CO	00591828	6603813785	2601 SOLN 500ML POLYMER REAGEN	Electric Utility-Ops General	1,057.14
2026-02-20	NALCO CO	00591828	6603813785	2601 PERMACLEAN# PC-11	Electric Utility-Ops General	3,867.02
2026-02-20	NALCO CO	00591828	6603813785	2601 FREIGHT SURCHARGE	Electric Utility-Ops General	85.28
				Total for Payment No.:		14,858.47

Payment No: 035965

Payment Date	Vendor Name	Voucher No.	Invoice No.	Description	Fund Code	Amount Paid
2026-02-27	ATLAS COPCO RENTAL	00593057	1421202-0034	COMPRESSOR RENTAL: ZT90 VSD OF	Electric Utility-Ops General	14,813.72
				Total for Payment No.:		14,813.72

Payment No: 035927

Payment Date	Vendor Name	Voucher No.	Invoice No.	Description	Fund Code	Amount Paid
2026-02-20	[redacted]	[redacted]	[redacted]	LEGAL SERVICES	[redacted]	[redacted]

Payment Date	Vendor Name	Voucher No.	Invoice No.	Description	Fund Code	Amount Paid
2026-02-20	[redacted]	[redacted]	[redacted]	LEGAL SERVICES	[redacted]	[redacted]
2026-02-20	[redacted]	[redacted]	[redacted]	LEGAL SERVICES	[redacted]	[redacted]
				Total for Payment No.:		14,598.80

Payment No: 732253

Payment Date	Vendor Name	Voucher No.	Invoice No.	Description	Fund Code	Amount Paid
2026-02-27	MOHAMMED REZA DANESH KADIVAR	00592268	2962	WTR HEATER RBT; ACT 66489-02	Electric Utility-Ops Restrictd	5,500.00
2026-02-27	MOHAMMED REZA DANESH KADIVAR	00592471	2958	HEAT PUMP HVAC RBT 66489-02	Electric Utility-Ops Restrictd	9,000.00
				Total for Payment No.:		14,500.00

Payment No: 731996

Payment Date	Vendor Name	Voucher No.	Invoice No.	Description	Fund Code	Amount Paid
2026-02-20	AT&T CALNET	00592076	000024752993	2512 BAN: 9391062315	Electric Utility-Ops General	1,082.40
2026-02-20	AT&T CALNET	00592076	000024752993	2601 BAN: 9391062315	Electric Utility-Ops General	1,082.40
2026-02-20	AT&T CALNET	00592077	000024710654	2601 BAN 9391023721	Electric Utility-Ops General	828.52
2026-02-20	AT&T CALNET	00592078	000024704285	2512 BAN 9391023689	Electric Utility-Ops General	187.86
2026-02-20	AT&T CALNET	00592079	000024710534	2601 BAN: 9391015175	Electric Utility-Ops General	10,991.77
				Total for Payment No.:		14,172.95

Payment No: 036069

Payment Date	Vendor Name	Voucher No.	Invoice No.	Description	Fund Code	Amount Paid
2026-03-06	GTT COMMUNICATIONS INC	00592826	INV11687208	2602 INTERNET SVCS 881/1705	Electric Utility-Ops	14,113.97

Payment Date	Vendor Name	Voucher No.	Invoice No.	Description	Fund Code	Amount Paid
					General	
				Total for Payment No.:		14,113.97

Payment No: 035995

Payment Date	Vendor Name	Voucher No.	Invoice No.	Description	Fund Code	Amount Paid
2026-02-27	HILL BROTHERS CHEMICAL CO	00592318	INV13146359	2601 AQUA AMMONIA 19% BULK	Electric Utility-Ops General	7,224.03
2026-02-27	HILL BROTHERS CHEMICAL CO	00592318	INV13146359	2601 SUPERFUND EXCISE FEE	Electric Utility-Ops General	23.30
2026-02-27	HILL BROTHERS CHEMICAL CO	00592322	INV13147365	2601 AQUA AMMONIA 19% BULK	Electric Utility-Ops General	6,622.83
2026-02-27	HILL BROTHERS CHEMICAL CO	00592322	INV13147365	2601 SUPERFUND EXCISE FEE	Electric Utility-Ops General	21.36
				Total for Payment No.:		13,891.52

Payment No: 732049

Payment Date	Vendor Name	Voucher No.	Invoice No.	Description	Fund Code	Amount Paid
2026-02-20	MESA ENERGY SYSTEMS, INC.	00592567	940031026	DVR HVAC ANNUAL INSPECTION &	Electric Utility-Ops General	3,583.00
2026-02-20	MESA ENERGY SYSTEMS, INC.	00592567	940031026	FUEL GAS COMPRESSOR BUILDING	Electric Utility-Ops General	804.00
2026-02-20	MESA ENERGY SYSTEMS, INC.	00592567	940031026	GIANERA HVAC ANNUAL INSPECTIO	Electric Utility-Ops General	535.00
2026-02-20	MESA ENERGY SYSTEMS, INC.	00592567	940031026	COGEN HVAC ANNUAL INSPECTION	Electric Utility-Ops General	535.00
2026-02-20	MESA ENERGY SYSTEMS, INC.	00592567	940031026	DVR CHILLER ANNUAL INSPECTION	Electric Utility-Ops General	8,155.00
				Total for Payment No.:		13,612.00

Payment No: 732288

Payment Date	Vendor Name	Voucher No.	Invoice No.	Description	Fund Code	Amount Paid
2026-02-27	TORAY MEMBRANE USA, INC	00593138	IVM46693	PN# TM720D-400SR - MEMBRANE	Electric Utility-Ops	12,047.40

Payment Date	Vendor Name	Voucher No.	Invoice No.	Description	Fund Code	Amount Paid
					General	
2026-02-27	TORAY MEMBRANE USA, INC	00593138	IVM46693	PN# 6003 - BIDIRECTIONAL BRINE	Electric Utility-Ops General	288.09
2026-02-27	TORAY MEMBRANE USA, INC	00593138	IVM46693	PN# 6020 - 1.125" ID INTERCONN	Electric Utility-Ops General	288.09
2026-02-27	TORAY MEMBRANE USA, INC	00593138	IVM46693	PN# 6010 - 1.125" O-RING	Electric Utility-Ops General	52.38
2026-02-27	TORAY MEMBRANE USA, INC	00593138	IVM46693	FREIGHT	Electric Utility-Ops General	437.76
				Total for Payment No.:		13,113.72

Payment No: 732235

Payment Date	Vendor Name	Voucher No.	Invoice No.	Description	Fund Code	Amount Paid
2026-02-27	JOEL WIESNER	00592468	1715	HEAT PUMP HVAC RBT ACT50032-01	Electric Utility-Ops Restrictd	13,050.00
				Total for Payment No.:		13,050.00

Payment No: 732276

Payment Date	Vendor Name	Voucher No.	Invoice No.	Description	Fund Code	Amount Paid
2026-02-27	SANJEEV GUPTA	00592215	2908	HEAT WTR PUMP RBT ACT 42522-06	Electric Utility-Ops Restrictd	7,000.00
2026-02-27	SANJEEV GUPTA	00592472	2909	HEAT PUMP HVAC RBT ACT4252206	Electric Utility-Ops Restrictd	6,050.00
				Total for Payment No.:		13,050.00

Payment No: 732274

Payment Date	Vendor Name	Voucher No.	Invoice No.	Description	Fund Code	Amount Paid
2026-02-27	S&P GLOBAL	00592487	11512296	FY2627 PUBLIC PWR SURVEILLANCE	Electric Utility-Ops General	13,000.00
				Total for Payment No.:		13,000.00

Payment No: 035935

Payment Date	Vendor Name	Voucher No.	Invoice No.	Description	Fund Code	Amount Paid
2026-02-20	ONESOURCE SUPPLY SOLUTIONS LLC	00592656	S008071085.001	NUT, CHANNEL, LOCK/PLASTIC CON	Electric Utility-Ops General	218.25
2026-02-20	ONESOURCE SUPPLY SOLUTIONS LLC	00592656	S008071085.001	TAPE, VINYL, BLACK, 2" x 36 YD	Electric Utility-Ops General	3,146.73
2026-02-20	ONESOURCE SUPPLY SOLUTIONS LLC	00592656	S008071085.001	TAPE, ELECTRICAL, HV, EPR, 3/4	Electric Utility-Ops General	9,570.26
				Total for Payment No.:		12,935.24

Payment No: 732006

Payment Date	Vendor Name	Voucher No.	Invoice No.	Description	Fund Code	Amount Paid
2026-02-20	CEMTEK ENVIRONMENTAL INC	00592661	PAR-33148	PN# 92-011 - ABSORBENT, NH3 SC	Electric Utility-Ops General	3,540.58
2026-02-20	CEMTEK ENVIRONMENTAL INC	00592661	PAR-33148	PN# 99-MISC - 4958-0026 - DUAL	Electric Utility-Ops General	5,429.84
2026-02-20	CEMTEK ENVIRONMENTAL INC	00592661	PAR-33148	PN# 74-054 - 612-5006 FILTER	Electric Utility-Ops General	67.88
2026-02-20	CEMTEK ENVIRONMENTAL INC	00592661	PAR-33148	PN# 74-271 - 612-5007 - OIL FI	Electric Utility-Ops General	313.95
2026-02-20	CEMTEK ENVIRONMENTAL INC	00592661	PAR-33148	PN# 74-122 - 612-5016 - FILTER	Electric Utility-Ops General	1,230.93
2026-02-20	CEMTEK ENVIRONMENTAL INC	00592661	PAR-33148	PN# 92-004 - CHEMISORBENT, PUR	Electric Utility-Ops General	159.85
2026-02-20	CEMTEK ENVIRONMENTAL INC	00592661	PAR-33148	PN# 92-026-1LB - CHARCOAL, ACT	Electric Utility-Ops General	1,737.27
2026-02-20	CEMTEK ENVIRONMENTAL INC	00592661	PAR-33148	FREIGHT	Electric Utility-Ops General	68.09
				Total for Payment No.:		12,548.39

Payment No: 732224

Payment Date	Vendor Name	Voucher No.	Invoice No.	Description	Fund Code	Amount Paid
2026-02-27	GAUTAM RAO	00592264	3197	SOLAR REBATE; ACT 79831-01	Electric Utility-Ops Restrictd	1,263.00
2026-02-27	GAUTAM RAO	00592467	1887	HEAT PUMP HVAC RBT ACT79831-01	Electric Utility-Ops Restrictd	11,100.00

Payment Date	Vendor Name	Voucher No.	Invoice No.	Description	Fund Code	Amount Paid
				Total for Payment No.:		12,363.00

Payment No: 732333

Payment Date	Vendor Name	Voucher No.	Invoice No.	Description	Fund Code	Amount Paid
2026-03-06	AMERESCO	00592871	80700	2601 ENERGY (LAFAYETT LF GAS)	Electric Utility-Ops General	12,193.91
				Total for Payment No.:		12,193.91

Payment No: 732398

Payment Date	Vendor Name	Voucher No.	Invoice No.	Description	Fund Code	Amount Paid
2026-03-06	SUZY YU	00593011	2898	HEAT PMP HVAC RBT ACT 39842-02	Electric Utility-Ops Restrictd	12,050.00
				Total for Payment No.:		12,050.00

Payment No: 732085

Payment Date	Vendor Name	Voucher No.	Invoice No.	Description	Fund Code	Amount Paid
2026-02-20	TELSTAR INSTRUMENTS	00592569	129374A	ELECTRICAL APPRENTICE LABOR	Electric Utility-Ops General	3,460.00
2026-02-20	TELSTAR INSTRUMENTS	00592569	129374A	JOURNEYMAN ELECTRICIAN LABOR	Electric Utility-Ops General	4,032.00
2026-02-20	TELSTAR INSTRUMENTS	00592569	129374A	MOBILIZATION FEE	Electric Utility-Ops General	2,814.00
2026-02-20	TELSTAR INSTRUMENTS	00592569	129374A	MATERIALS	Electric Utility-Ops General	1,643.97
2026-02-20	TELSTAR INSTRUMENTS	00592569	129374A	FREIGHT	Electric Utility-Ops General	75.01
				Total for Payment No.:		12,024.98

Payment No: 036099

Payment Date	Vendor Name	Voucher No.	Invoice No.	Description	Fund Code	Amount Paid
2026-03-06	UNIQUE SCAFFOLD	00593437	11289	LABOR FOR INSTALLATION	Electric Utility-Ops General	2,751.00

Payment Date	Vendor Name	Voucher No.	Invoice No.	Description	Fund Code	Amount Paid
2026-03-06	UNIQUE SCAFFOLD	00593437	11289	DRIVE TIME FOR INSTALLATION	Electric Utility-Ops General	180.00
2026-03-06	UNIQUE SCAFFOLD	00593437	11289	FLATBED TRUCK FOR INSTALLATION	Electric Utility-Ops General	110.00
2026-03-06	UNIQUE SCAFFOLD	00593437	11289	MILEAGE FOR INSTALLATION	Electric Utility-Ops General	108.00
2026-03-06	UNIQUE SCAFFOLD	00593438	11681	LABOR FOR DISMANTLE	Electric Utility-Ops General	524.00
2026-03-06	UNIQUE SCAFFOLD	00593439	11717	LABOR FOR INSTALLATION OF CONT	Electric Utility-Ops General	4,192.00
2026-03-06	UNIQUE SCAFFOLD	00593439	11717	SHRINK WRAP	Electric Utility-Ops General	796.61
2026-03-06	UNIQUE SCAFFOLD	00593440	11812	LABOR FOR INSTALLATION OF CONT	Electric Utility-Ops General	3,144.00
2026-03-06	UNIQUE SCAFFOLD	00593441	RI-12128	LABOR, TRAVEL, EQUIPMENT, AND	Electric Utility-Ops General	32.40
				Total for Payment No.:		11,838.01

Payment No: 036057

Payment Date	Vendor Name	Voucher No.	Invoice No.	Description	Fund Code	Amount Paid
2026-03-06	CONCENTRA MEDICAL CENTERS	00592622	88599903	Physical Examination	Electric Utility-Ops General	50.00
2026-03-06	CONCENTRA MEDICAL CENTERS	00592622	88599903	Physical Examination	Electric Utility-Ops General	100.00
2026-03-06	CONCENTRA MEDICAL CENTERS	00592624	88762142	Physical Examination	Electric Utility-Ops General	50.00
2026-03-06	CONCENTRA MEDICAL CENTERS	00592628	89073809	Physical Examination	Electric Utility-Ops General	95.00
2026-03-06	CONCENTRA MEDICAL CENTERS	00592630	88926094	Physical Examination	Electric Utility-Ops General	95.00
2026-03-06	CONCENTRA MEDICAL CENTERS	00592630	88926094	Physical Examination	Electric Utility-Ops General	582.00
2026-03-06	CONCENTRA MEDICAL CENTERS	00592884	518431027	Physical Examination	Electric Utility-Ops General	225.00

Payment Date	Vendor Name	Voucher No.	Invoice No.	Description	Fund Code	Amount Paid
				Total for Payment No.:		1,197.00

Payment No: 035958

Payment Date	Vendor Name	Voucher No.	Invoice No.	Description	Fund Code	Amount Paid
2026-02-27	3M COMPANY	00593088	9437785929	3M MATERIAL NUMBER: 7010305731	Electric Utility-Construction	4,877.89
2026-02-27	3M COMPANY	00593088	9437785929	3M MATERIAL NUMBER: 7000058813	Electric Utility-Construction	448.50
2026-02-27	3M COMPANY	00593087	9437785933	3M MATERIAL NUMBER: 7100009255	Electric Utility-Construction	1,063.97
2026-02-27	3M COMPANY	00593088	9437785929	3M MATERIAL NUMBER: 7010351532	Electric Utility-Construction	4,877.89
				Total for Payment No.:		11,268.25

Payment No: 732081

Payment Date	Vendor Name	Voucher No.	Invoice No.	Description	Fund Code	Amount Paid
2026-02-20	STUART C. IRBY COMPANY, LLC	00592657	S014481721.001	FLOODLIGHT, LED 70W, 120/208/2	Electric Utility-Ops General	11,165.32
				Total for Payment No.:		11,165.32

Payment No: 035826

Payment Date	Vendor Name	Voucher No.	Invoice No.	Description	Fund Code	Amount Paid
2026-02-13	DELL MARKETING LP	00592237	10858780790	LAPTOP 16 TAXABLE PORTION	Electric Utility-Ops General	1,830.72
2026-02-13	DELL MARKETING LP	00592238	10858780802	NEW DELL PRO MAX SLIM DESKTOP	Electric Utility-Ops General	8,115.87
2026-02-13	DELL MARKETING LP	00592238	10858780802	NEW DELL PRO MAX SLIM DESKTOP	Electric Utility-Ops General	611.34
2026-02-13	DELL MARKETING LP	00592237	10858780790	LAPTOP 16 NON TAXABLE PORTION	Electric Utility-Ops General	366.98
2026-02-13	DELL MARKETING LP	00592237	10858780790	ENVIRONMENTAL FEE	Electric Utility-Ops General	5.00

Payment Date	Vendor Name	Voucher No.	Invoice No.	Description	Fund Code	Amount Paid
				Total for Payment No.:		10,929.91

Payment No: 036000

Payment Date	Vendor Name	Voucher No.	Invoice No.	Description	Fund Code	Amount Paid
2026-02-27	LEIDOS ENGINEERING, LLC	00593043	INV-0015359777	CHANGE ORDER 2: ADDITIONAL SUP	Electric Utility-Ops General	10,929.30
				Total for Payment No.:		10,929.30

Payment No: 731813

Payment Date	Vendor Name	Voucher No.	Invoice No.	Description	Fund Code	Amount Paid
2026-02-13	EVODC LLC	00591364	40564JAN2026	REFUND FOR FIBER DEP	Electric Utility-Ops General	10,540.80
				Total for Payment No.:		10,540.80

Payment No: 732262

Payment Date	Vendor Name	Voucher No.	Invoice No.	Description	Fund Code	Amount Paid
2026-02-27	PAUL CONAWAY	00592547	2871	HEAT PUMP HVAC RBT ACT67763-02	Electric Utility-Ops Restrictd	10,050.00
				Total for Payment No.:		10,050.00

Payment No: 732238

Payment Date	Vendor Name	Voucher No.	Invoice No.	Description	Fund Code	Amount Paid
2026-02-27	KAZUO MATSUMOTO	00592538	1344	HEAT PUMP HVAC RBT ACT60645-02	Electric Utility-Ops Restrictd	10,050.00
				Total for Payment No.:		10,050.00

Payment No: 732215

Payment Date	Vendor Name	Voucher No.	Invoice No.	Description	Fund Code	Amount Paid
2026-02-27	DEBRA TERRY	00592531	1658	HEAT PUMP HVAC RBT ACT57028-01	Electric Utility-Ops Restrictd	10,050.00
				Total for Payment No.:		10,050.00

Payment No: 731913

Payment Date	Vendor Name	Voucher No.	Invoice No.	Description	Fund Code	Amount Paid
2026-02-13	FRANCIS KMAK	00588765	1732	HEAT PUMP HVAC; ACT 52060-03	Electric Utility-Ops Restrictd	10,050.00
				Total for Payment No.:		10,050.00

Payment No: 035843

Payment Date	Vendor Name	Voucher No.	Invoice No.	Description	Fund Code	Amount Paid
2026-02-13	JOINT VENTURE SILICON VALLEY	00591455	12004SOVsvp	2026 STATE OF VALLEY SPONSOR	Electric Utility-Ops General	10,000.00
				Total for Payment No.:		10,000.00

Payment No: 732283

Payment Date	Vendor Name	Voucher No.	Invoice No.	Description	Fund Code	Amount Paid
2026-02-27	SU-LING HSU	00592554	2944	HEAT PUMP HVAC RBT ACT76790-01	Electric Utility-Ops Restrictd	10,000.00
				Total for Payment No.:		10,000.00

Payment No: 732261

Payment Date	Vendor Name	Voucher No.	Invoice No.	Description	Fund Code	Amount Paid
2026-02-27	PAREIZ PAZOKI	00592545	2920	HEAT PUMP HVAC RBT ACT35745-06	Electric Utility-Ops Restrictd	10,000.00
				Total for Payment No.:		10,000.00

Payment No: 732252

Payment Date	Vendor Name	Voucher No.	Invoice No.	Description	Fund Code	Amount Paid
2026-02-27	MOE RUBENZAHL	00592543	2895	HEAT PUMP HVAC RBT ACT59908-01	Electric Utility-Ops Restrictd	10,000.00
				Total for Payment No.:		10,000.00

Payment No: 732248

Payment Date	Vendor Name	Voucher No.	Invoice No.	Description	Fund Code	Amount Paid
2026-02-27	MARIE ZIGON	00592537	1820	HEAT PUMP HVAC RBT ACT35735-02	Electric Utility-Ops Restrictd	10,000.00
				Total for Payment No.:		10,000.00

Payment No: 732182

Payment Date	Vendor Name	Voucher No.	Invoice No.	Description	Fund Code	Amount Paid
2026-02-27	ALLISON DAUGHERTY	00592526	2976	HEAT PUMP HVAC RBT ACT33238-04	Electric Utility-Ops Restrictd	10,000.00
				Total for Payment No.:		10,000.00

Payment No: 035808

Payment Date	Vendor Name	Voucher No.	Invoice No.	Description	Fund Code	Amount Paid
2026-02-13	ADVANCED CHEMICAL TRANSPORT	00591447	663064	2508 HAZ WASTE REMOVAL 8/26	Electric Utility-Ops General	3,500.80
2026-02-13	ADVANCED CHEMICAL TRANSPORT	00591448	662047	2509 HAZ WASTE REMOVAL 9/3	Electric Utility-Ops General	1,159.20
2026-02-13	ADVANCED CHEMICAL TRANSPORT	00591449	663204	2506 HAZ WASTE REMOVAL 6/11	Electric Utility-Ops General	5,337.12
				Total for Payment No.:		9,997.12

Payment No: 732110

Payment Date	Vendor Name	Voucher No.	Invoice No.	Description	Fund Code	Amount Paid
2026-02-20	VERIZON WIRELESS	00592046	6134345225	2601 CELL PHONE SERVICE	Electric Utility-Ops General	9,948.60
				Total for Payment No.:		9,948.60

Payment No: 731939

Payment Date	Vendor Name	Voucher No.	Invoice No.	Description	Fund Code	Amount Paid
2026-02-13	PG&E	00591456	0008473193-4	2601 COO 115KV NRS (TFA)	Electric Utility-Ops General	6,600.59
2026-02-13	PG&E	00591458	0008473194-2	2601 COO NONRULE 2 LES/230K	Electric Utility-Ops General	3,231.16

Payment Date	Vendor Name	Voucher No.	Invoice No.	Description	Fund Code	Amount Paid
				Total for Payment No.:		9,831.75

Payment No: 732301

Payment Date	Vendor Name	Voucher No.	Invoice No.	Description	Fund Code	Amount Paid
2026-02-27	YANGYANG PAN	00592560	2967	HEAT PUMP HVAC RBT ACT22955-02	Electric Utility-Ops Restrictd	9,100.00
				Total for Payment No.:		9,100.00

Payment No: 732278

Payment Date	Vendor Name	Voucher No.	Invoice No.	Description	Fund Code	Amount Paid
2026-02-27	SHA LI	00592551	2905	HEAT PUMP HVAC RBT ACT52951-07	Electric Utility-Ops Restrictd	9,050.00
				Total for Payment No.:		9,050.00

Payment No: 732244

Payment Date	Vendor Name	Voucher No.	Invoice No.	Description	Fund Code	Amount Paid
2026-02-27	LILY LOUIE	00592470	2883	HEAT PUMP HVAC RBT ACT11032-01	Electric Utility-Ops Restrictd	9,000.00
				Total for Payment No.:		9,000.00

Payment No: 732241

Payment Date	Vendor Name	Voucher No.	Invoice No.	Description	Fund Code	Amount Paid
2026-02-27	KINGSLEY D D CHEN	00592469	2924	HEAT PUMP HVAC RBT ACT74446-01	Electric Utility-Ops Restrictd	9,000.00
				Total for Payment No.:		9,000.00

Payment No: 732204

Payment Date	Vendor Name	Voucher No.	Invoice No.	Description	Fund Code	Amount Paid
2026-02-27	CHARLES CHANG	00592466	1989	HEAT PUMP HVAC RBT ACT41428-07	Electric Utility-Ops Restrictd	9,000.00
				Total for Payment No.:		9,000.00

Payment No: 732242

Payment Date	Vendor Name	Voucher No.	Invoice No.	Description	Fund Code	Amount Paid
2026-02-27	LAURA TRAN	00592541	1811	HEAT PUMP HVAC RBT ACT68324-05	Electric Utility-Ops Restrictd	9,000.00
				Total for Payment No.:		9,000.00

Payment No: 732240

Payment Date	Vendor Name	Voucher No.	Invoice No.	Description	Fund Code	Amount Paid
2026-02-27	KEVIN EHLERS	00592536	2973	HEAT PUMP HVAC RBT ACT42203-04	Electric Utility-Ops Restrictd	9,000.00
				Total for Payment No.:		9,000.00

Payment No: 732236

Payment Date	Vendor Name	Voucher No.	Invoice No.	Description	Fund Code	Amount Paid
2026-02-27	JOSEPH ROSARIO	00592535	1951	HEAT PUMP HVAC RBT ACT74141-02	Electric Utility-Ops Restrictd	9,000.00
				Total for Payment No.:		9,000.00

Payment No: 732234

Payment Date	Vendor Name	Voucher No.	Invoice No.	Description	Fund Code	Amount Paid
2026-02-27	JEMMIN CHANG	00592533	1988	HEAT PUMP HVAC RBT ACT74695-03	Electric Utility-Ops Restrictd	9,000.00
				Total for Payment No.:		9,000.00

Payment No: 732201

Payment Date	Vendor Name	Voucher No.	Invoice No.	Description	Fund Code	Amount Paid
2026-02-27	CAROL KNOWLES	00592528	2978	HEAT PUMP HVAC RBT ACT41395-09	Electric Utility-Ops Restrictd	9,000.00
				Total for Payment No.:		9,000.00

Payment No: 732304

Payment Date	Vendor Name	Voucher No.	Invoice No.	Description	Fund Code	Amount Paid
2026-02-27	YUXUAN WANG	00592524	1662	HEAT PUMP HVAC RBT ACT69845-06	Electric Utility-Ops Restrictd	9,000.00
				Total for Payment No.:		9,000.00

Payment No: 732303

Payment Date	Vendor Name	Voucher No.	Invoice No.	Description	Fund Code	Amount Paid
2026-02-27	YUJIE ZHOU	00592523	2894	HEAT PUMP HVAC RBT ACT20162-04	Electric Utility-Ops Restrictd	9,000.00
				Total for Payment No.:		9,000.00

Payment No: 732302

Payment Date	Vendor Name	Voucher No.	Invoice No.	Description	Fund Code	Amount Paid
2026-02-27	YAO-JEN CHANG	00592522	2959	HEAT PUMP HVAC RBT ACT41424-10	Electric Utility-Ops Restrictd	9,000.00
				Total for Payment No.:		9,000.00

Payment No: 035963

Payment Date	Vendor Name	Voucher No.	Invoice No.	Description	Fund Code	Amount Paid
2026-02-27	ANIXTER INC.	00592249	6607383-00	DURALINE 10012259 FPRH070OR021	Electric Utility-Construction	8,730.00
				Total for Payment No.:		8,730.00

Payment No: 035864

Payment Date	Vendor Name	Voucher No.	Invoice No.	Description	Fund Code	Amount Paid
2026-02-13	STANTEC CONSULTING SERVICES	00592430	2515717	RODONOVAN SURVEYING, SUB-SURFA	Electric Utility-Construction	8,480.97
				Total for Payment No.:		8,480.97

Payment No: 732272

Payment Date	Vendor Name	Voucher No.	Invoice No.	Description	Fund Code	Amount Paid
2026-02-27	RTS RELIABILITY TESTING	00593058	185829	DVR RELIABILITY/PDM SERVICES -	Electric Utility-Ops	7,924.00

Payment Date	Vendor Name	Voucher No.	Invoice No.	Description	Fund Code	Amount Paid
					General	
				Total for Payment No.:		7,924.00

Payment No: 035852

Payment Date	Vendor Name	Voucher No.	Invoice No.	Description	Fund Code	Amount Paid
2026-02-13	ONESOURCE SUPPLY SOLUTIONS LLC	00592301	S008118543.003	DEAD-END, BAIL, CU, #2 STR, AU	Electric Utility-Ops General	2,029.73
2026-02-13	ONESOURCE SUPPLY SOLUTIONS LLC	00592302	S008175710.001	N77082-CHAIN LINK, TWISTED, CH	Electric Utility-Ops General	2,526.23
2026-02-13	ONESOURCE SUPPLY SOLUTIONS LLC	00592302	S008175710.001	N71075-CONNECTOR, 4/0 - 2/0, K	Electric Utility-Ops General	1,346.17
2026-02-13	ONESOURCE SUPPLY SOLUTIONS LLC	00592302	S008175710.001	N71036-CONNECTOR, OH, COMP, FU	Electric Utility-Ops General	205.16
2026-02-13	ONESOURCE SUPPLY SOLUTIONS LLC	00592304	S008170540.001	CLAMP, OH, GUY, 5/8IN, HOT DIP	Electric Utility-Ops General	1,687.07
				Total for Payment No.:		7,794.36

Payment No: 732293

Payment Date	Vendor Name	Voucher No.	Invoice No.	Description	Fund Code	Amount Paid
2026-02-27	VAN THE LE NGUYEN	00592217	1626	MAIN PANL UPGR RBT ACT 48976-0	Electric Utility-Ops Restrictd	2,050.00
2026-02-27	VAN THE LE NGUYEN	00592216	1844	HEAT PMP WTR HTR RBT 48976-04	Electric Utility-Ops Restrictd	5,500.00
				Total for Payment No.:		7,550.00

Payment No: 732263

Payment Date	Vendor Name	Voucher No.	Invoice No.	Description	Fund Code	Amount Paid
2026-02-27	PEILIN ZHOU	00592549	1377	HEAT PUMP HVAC RBT ACT41375-02	Electric Utility-Ops Restrictd	7,500.00
				Total for Payment No.:		7,500.00

Payment No: 036071

Payment Date	Vendor Name	Voucher No.	Invoice No.	Description	Fund Code	Amount Paid
2026-03-06	HILL BROTHERS CHEMICAL CO	00592737	INV13147893	2602 AQUA AMMONIA 19% BULK	Electric Utility-Ops General	7,463.50
2026-03-06	HILL BROTHERS CHEMICAL CO	00592737	INV13147893	2602 SUPERFUND EXCISE FEE	Electric Utility-Ops General	24.07
				Total for Payment No.:		7,487.57

Payment No: 036067

Payment Date	Vendor Name	Voucher No.	Invoice No.	Description	Fund Code	Amount Paid
2026-03-06	GRAINGER-SAN JOSE	00593424	9802819491	CRAYON, LUMBER, YELLOW	Electric Utility-Ops General	140.64
2026-03-06	GRAINGER-SAN JOSE	00593423	9789295954	TAPE RULE, 3/4IN WIDE X 25FT L	Electric Utility-Ops General	582.48
2026-03-06	GRAINGER-SAN JOSE	00593423	9789295954	TAPE RULE, 12FT, 3/4IN WITH BE	Electric Utility-Ops General	161.07
2026-03-06	GRAINGER-SAN JOSE	00593424	9802819491	BATTERY, SIZE D, 1.5 VOLT RAY-	Electric Utility-Ops General	40.33
2026-03-06	GRAINGER-SAN JOSE	00593424	9802819491	BATTERY AA, ALKALINE DURACELL	Electric Utility-Ops General	47.45
2026-03-06	GRAINGER-SAN JOSE	00593424	9802819491	BATTERIES, ALKALINE, AAA GRAIN	Electric Utility-Ops General	28.90
2026-03-06	GRAINGER-SAN JOSE	00593424	9802819491	BATTERY, SIZE C, 1.5 VOLT GRAI	Electric Utility-Ops General	33.87
2026-03-06	GRAINGER-SAN JOSE	00593424	9802819491	BATTERY, 9 VOLT, ALKALINE	Electric Utility-Ops General	62.86
2026-03-06	GRAINGER-SAN JOSE	00593638	9730570182	SERVICE WIRE	Electric Utility-Ops General	5,104.46
				Total for Payment No.:		6,202.06

Payment No: 732358

Payment Date	Vendor Name	Voucher No.	Invoice No.	Description	Fund Code	Amount Paid
2026-03-06	GLOBAL RENTAL CO	00592855	30902291	2602 2019 FORD F550	Electric Utility-Ops General	2,962.74
2026-03-06	GLOBAL RENTAL CO	00592736	30927502	2602 2020 FRGHTLINER M2-106	Electric Utility-Ops General	4,146.75

Payment Date	Vendor Name	Voucher No.	Invoice No.	Description	Fund Code	Amount Paid
				Total for Payment No.:		7,109.49

Payment No: 035838

Payment Date	Vendor Name	Voucher No.	Invoice No.	Description	Fund Code	Amount Paid
2026-02-13	GRANITE ROCK CO #29145	00592153	2268072	AS-NEEDED AGGREGATE MATERIALS	Electric Utility-Construction	305.91
				Total for Payment No.:		305.91

Payment No: 732029

Payment Date	Vendor Name	Voucher No.	Invoice No.	Description	Fund Code	Amount Paid
2026-02-20	GENERAL PACIFIC INC	00592644	1532739	FUSE 50 AMP TYPE K. KEARNEY #3	Electric Utility-Ops General	1,718.72
2026-02-20	GENERAL PACIFIC INC	00592644	1532739	PED CONNECTOR 6 WAY/750MCM. UT	Electric Utility-Ops General	3,764.08
2026-02-20	GENERAL PACIFIC INC	00592645	1535615	GREASE, SILICONE, 5 OZ. TUBE E	Electric Utility-Ops General	294.64
2026-02-20	GENERAL PACIFIC INC	00592784	1534928	CLAMP, GROUND, CONDUIT, 2IN, F	Electric Utility-Ops General	926.47
				Total for Payment No.:		6,703.91

Payment No: 732042

Payment Date	Vendor Name	Voucher No.	Invoice No.	Description	Fund Code	Amount Paid
2026-02-20	KONE INC	00592113	871928438	SVP DUANE	Electric Utility-Ops General	130.79
2026-02-20	KONE INC	00592115	921796270	DVR	Electric Utility-Ops General	3,051.95
				Total for Payment No.:		3,182.74

Payment No: 731953

Payment Date	Vendor Name	Voucher No.	Invoice No.	Description	Fund Code	Amount Paid
2026-02-13	SANTA CLARA WEEKLY	00588292	1250239	BID FOR JULIETTE SUB 2462	Electric Utility-Construction	2,184.00

Payment Date	Vendor Name	Voucher No.	Invoice No.	Description	Fund Code	Amount Paid
				Total for Payment No.:		2,184.00

Payment No: 732185

Payment Date	Vendor Name	Voucher No.	Invoice No.	Description	Fund Code	Amount Paid
2026-02-27	AMIR AMIRKHANY	00592546	000946	HEAT PUMP HVAC RBT ACT49518-06	Electric Utility-Ops Restrictd	6,000.00
				Total for Payment No.:		6,000.00

Payment No: 732239

Payment Date	Vendor Name	Voucher No.	Invoice No.	Description	Fund Code	Amount Paid
2026-02-27	KENNETH OKAZAKI	00592259	1243	WTR HEATER RBT; ACT 49723-03	Electric Utility-Ops Restrictd	5,906.07
				Total for Payment No.:		5,906.07

Payment No: 036062

Payment Date	Vendor Name	Voucher No.	Invoice No.	Description	Fund Code	Amount Paid
2026-03-06	GE GRID SOLUTIONS LLC	00593653	7001187105	MISC JMUX MATERIALS FOR NRS SU	Electric Utility-Ops General	2,892.33
2026-03-06	GE GRID SOLUTIONS LLC	00593653	7001187105	FREIGHT	Electric Utility-Ops General	18.34
2026-03-06	GE GRID SOLUTIONS LLC	00593656	7001187109	MISC JMUX MATERIALS FOR SRS SU	Electric Utility-Ops General	2,892.33
2026-03-06	GE GRID SOLUTIONS LLC	00593656	7001187109	FREIGHT	Electric Utility-Ops General	19.58
				Total for Payment No.:		5,822.58

Payment No: 731918

Payment Date	Vendor Name	Voucher No.	Invoice No.	Description	Fund Code	Amount Paid
2026-02-13	GUIDEHOUSE INC	00591454	0100102081	2511 NERC O&P & CIP SERVICES	Electric Utility-Ops General	5,709.60
				Total for Payment No.:		5,709.60

Payment No: 731904

Payment Date	Vendor Name	Voucher No.	Invoice No.	Description	Fund Code	Amount Paid
2026-02-13	CA DEPT OF TAX & FEE ADMIN	00591452	20170JAN2026	2026 HAZ WASTE GEN&HANDLNG FEE	Electric Utility-Ops General	5,665.98
				Total for Payment No.:		5,665.98

Payment No: 732198

Payment Date	Vendor Name	Voucher No.	Invoice No.	Description	Fund Code	Amount Paid
2026-02-27	BRUCE NEWMAN	00592262	2861	WTR HEATER RBT; ACT 77783-01	Electric Utility-Ops Restrictd	5,500.00
				Total for Payment No.:		5,500.00

Payment No: 732197

Payment Date	Vendor Name	Voucher No.	Invoice No.	Description	Fund Code	Amount Paid
2026-02-27	BRUCE LEE	00592261	2955	WTR HEATER RBT; ACT 59687-01	Electric Utility-Ops Restrictd	5,500.00
				Total for Payment No.:		5,500.00

Payment No: 732188

Payment Date	Vendor Name	Voucher No.	Invoice No.	Description	Fund Code	Amount Paid
2026-02-27	ANAND SUBRAMANIAM	00592257	1453	WTR HEAT RBT; ACT 36950-09	Electric Utility-Ops Restrictd	5,500.00
				Total for Payment No.:		5,500.00

Payment No: 732183

Payment Date	Vendor Name	Voucher No.	Invoice No.	Description	Fund Code	Amount Paid
2026-02-27	ALLYSON ELLEGOOD	00592252	2941	WTR HEAT RBT; ACT 6712907	Electric Utility-Ops Restrictd	5,500.00
				Total for Payment No.:		5,500.00

Payment No: 732187

Payment Date	Vendor Name	Voucher No.	Invoice No.	Description	Fund Code	Amount Paid
2026-02-27	ANAND KANE	00592255	3006	WTR HEATER RBT; ACT 42361-04	Electric Utility-Ops Restrictd	5,500.00
				Total for Payment No.:		5,500.00

Payment No: 035899

Payment Date	Vendor Name	Voucher No.	Invoice No.	Description	Fund Code	Amount Paid
2026-02-20	CONCENTRA MEDICAL CENTERS	00592004	88178014	Physical Examination	Electric Utility-Ops General	185.00
2026-02-20	CONCENTRA MEDICAL CENTERS	00592009	87244765	Physical Examination	Electric Utility-Ops General	145.00
2026-02-20	CONCENTRA MEDICAL CENTERS	00592024	88345975	Physical Examination	Electric Utility-Ops General	258.00
2026-02-20	CONCENTRA MEDICAL CENTERS	00592026	88429019	Physical Examination	Electric Utility-Ops General	163.00
2026-02-20	CONCENTRA MEDICAL CENTERS	00592027	88516347	Physical Examination	Electric Utility-Ops General	50.00
				Total for Payment No.:		801.00

Payment No: 732214

Payment Date	Vendor Name	Voucher No.	Invoice No.	Description	Fund Code	Amount Paid
2026-02-27	CTI CONTROLTECH	00593139	35831	PN# 20F515566TT7-Z150 - 2" SER	Electric Utility-Ops General	2,662.65
2026-02-27	CTI CONTROLTECH	00593139	35831	FREIGHT	Electric Utility-Ops General	368.34
2026-02-27	CTI CONTROLTECH	00593139	35831	PN# 10F39SN/MALE DRIVE - WORCE	Electric Utility-Ops General	2,389.84
2026-02-27	CTI CONTROLTECH	00593139	35831	HANDLING FEE	Electric Utility-Ops General	10.91
				Total for Payment No.:		5,431.74

Payment No: 731907

Payment Date	Vendor Name	Voucher No.	Invoice No.	Description	Fund Code	Amount Paid
2026-02-13	ELECTROSWITCH CORP	00592311	W240855	ELECTROSWITCH PART# 78PBRXGM23	Electric Utility-Ops General	5,312.10
2026-02-13	ELECTROSWITCH CORP	00592311	W240855	ESTIMATED FREIGHT	Electric Utility-Ops General	49.49
				Total for Payment No.:		5,361.59

Payment No: 036021

Payment Date	Vendor Name	Voucher No.	Invoice No.	Description	Fund Code	Amount Paid
2026-02-27	STANTEC CONSULTING SERVICES	00592978	2517281	ENGINEERING SERVICES AND TO SE	Electric Utility-Construction	5,007.00
				Total for Payment No.:		5,007.00

Payment No: 732210

Payment Date	Vendor Name	Voucher No.	Invoice No.	Description	Fund Code	Amount Paid
2026-02-27	CONSORTIUM FOR ENERGY EFFICIENCY, INC.	00592482	CEB2026-10	2026 CNTR FOR EQUITY&ENG BEHAV	Electric Utility-Ops Restrictd	5,000.00
				Total for Payment No.:		5,000.00

Payment No: 732357

Payment Date	Vendor Name	Voucher No.	Invoice No.	Description	Fund Code	Amount Paid
2026-03-06	GIRMAI BERHANE	00593492	4441760	ELEC PNL RBT ACT 40752-03	Electric Utility-Ops Restrictd	5,000.00
				Total for Payment No.:		5,000.00

Payment No: 035916

Payment Date	Vendor Name	Voucher No.	Invoice No.	Description	Fund Code	Amount Paid
2026-02-20	ICE US OTC COMMODITY MARKETS LLC	00592045	0126000868088	2601 ENERGY BROKER COMMISSION	Electric Utility-Ops General	4,870.00
				Total for Payment No.:		4,870.00

Payment No: 035961

Payment Date	Vendor Name	Voucher No.	Invoice No.	Description	Fund Code	Amount Paid
2026-02-27	AIRGAS USA, LLC	00592316	9169068190	2602 DELIVERY FLAT FEE	Electric Utility-Ops General	122.80
2026-02-27	AIRGAS USA, LLC	00592316	9169068190	2602 FUEL CHARGE FLAT	Electric Utility-Ops General	13.86
2026-02-27	AIRGAS USA, LLC	00592316	9169068190	2602 AIRGAS HAZMAT CHARGE	Electric Utility-Ops General	24.55
2026-02-27	AIRGAS USA, LLC	00592317	9169068178	2604 EP 90PPM CM/90PPM NC/NI	Electric Utility-Ops General	1,530.84
2026-02-27	AIRGAS USA, LLC	00592317	9169068178	2604 ENERGY CHARGE	Electric Utility-Ops General	4.37
2026-02-27	AIRGAS USA, LLC	00592317	9169068178	2604 DELIVERY FLAT FEE	Electric Utility-Ops General	122.80
2026-02-27	AIRGAS USA, LLC	00592317	9169068178	2604 FUEL CHARGE FLAT	Electric Utility-Ops General	14.19
2026-02-27	AIRGAS USA, LLC	00592317	9169068178	2604 AIRGAS HAZMAT CHARGE	Electric Utility-Ops General	24.55
2026-02-27	AIRGAS USA, LLC	00592314	9168983824	2601 EP 90PPM CM/90PPM NC/NI	Electric Utility-Ops General	765.43
2026-02-27	AIRGAS USA, LLC	00592314	9168983824	2601 ENERGY CHARGE	Electric Utility-Ops General	2.18
2026-02-27	AIRGAS USA, LLC	00592314	9168983824	2601 DELIVERY FLAT FEE	Electric Utility-Ops General	122.80
2026-02-27	AIRGAS USA, LLC	00592314	9168983824	2601 FUEL CHARGE FLAT	Electric Utility-Ops General	13.53
2026-02-27	AIRGAS USA, LLC	00592314	9168983824	2601 AIRGAS HAZMAT CHARGE	Electric Utility-Ops General	24.55
2026-02-27	AIRGAS USA, LLC	00592315	9168983810	2601 NITROGEN IND LIQ 230LT	Electric Utility-Ops General	222.58
2026-02-27	AIRGAS USA, LLC	00592315	9168983810	2601 ENERGY CHARGE	Electric Utility-Ops General	6.55
2026-02-27	AIRGAS USA, LLC	00592315	9168983810	2601 DELIVERY FLAT FEE	Electric Utility-Ops General	122.80
2026-02-27	AIRGAS USA, LLC	00592315	9168983810	2601 FUEL CHARGE FLAT	Electric Utility-Ops General	13.86
2026-02-27	AIRGAS USA, LLC	00592315	9168983810	2601 AIRGAS HAZMAT CHARGE	Electric Utility-Ops	24.55

Payment Date	Vendor Name	Voucher No.	Invoice No.	Description	Fund Code	Amount Paid
					General	
2026-02-27	AIRGAS USA, LLC	00592316	9169068190	2602 EP 9PPM CM/9PPM NC/NI 15A	Electric Utility-Ops General	815.98
2026-02-27	AIRGAS USA, LLC	00592316	9169068190	2602 EP 90PPM CM/90PPM NC/NI	Electric Utility-Ops General	765.42
2026-02-27	AIRGAS USA, LLC	00592316	9169068190	2602 ENERGY CHARGE	Electric Utility-Ops General	4.37
				Total for Payment No.:		4,762.56

Payment No: 036089

Payment Date	Vendor Name	Voucher No.	Invoice No.	Description	Fund Code	Amount Paid
2026-03-06	POWER MARKET CONSULTING INC	00592869	905	2601 OASISLIVE SUPPORT	Electric Utility-Ops General	4,760.00
				Total for Payment No.:		4,760.00

Payment No: 732088

Payment Date	Vendor Name	Voucher No.	Invoice No.	Description	Fund Code	Amount Paid
2026-02-20	THOMSON REUTERS WEST	00592693	853133321	ONL LEGAL DATABASE JAN 26	Electric Utility-Ops General	1,153.25
				Total for Payment No.:		1,153.25

Payment No: 731937

Payment Date	Vendor Name	Voucher No.	Invoice No.	Description	Fund Code	Amount Paid
2026-02-13	PESTMASTER SERVICES L.P.	00592309	494101	SVP 850 DUANE	Electric Utility-Ops General	61.54
2026-02-13	PESTMASTER SERVICES L.P.	00592309	494101	SVP 527 ROBERTS	Electric Utility-Ops General	61.54
2026-02-13	PESTMASTER SERVICES L.P.	00592309	494101	SVP 1705 MARTIN	Electric Utility-Ops General	61.54
				Total for Payment No.:		184.62

Payment No: 732362

Payment Date	Vendor Name	Voucher No.	Invoice No.	Description	Fund Code	Amount Paid
2026-03-06	HOME DEPOT SUPPLY	00593432	9244771804	JANITORIAL SUPPLIES FOR SVP	Electric Utility-Ops General	186.93
2026-03-06	HOME DEPOT SUPPLY	00593444	9244890613	JANITORIAL SUPPLIES FOR SVP	Electric Utility-Ops General	43.43
2026-03-06	HOME DEPOT SUPPLY	00593449	9245353786	JANITORIAL SUPPLIES FOR SVP	Electric Utility-Ops General	643.74
2026-03-06	HOME DEPOT SUPPLY	00593453	9245442525	JANITORIAL SUPPLIES FOR SVP	Electric Utility-Ops General	43.43
				Total for Payment No.:		917.53

Payment No: 035837

Payment Date	Vendor Name	Voucher No.	Invoice No.	Description	Fund Code	Amount Paid
2026-02-13	GRAINGER-SAN JOSE	00592247	9652080996	COMBINATION PADLOCK	Electric Utility-Ops General	127.45
2026-02-13	GRAINGER-SAN JOSE	00591361	9774595673	BOTTLE,168 MM H,CLEAR,73 MM DI	Electric Utility-Ops General	78.69
2026-02-13	GRAINGER-SAN JOSE	00591362	9779199976	BATTERY,6VDC,10AH,0.187" FASTO	Electric Utility-Ops General	30.18
				Total for Payment No.:		236.32

Payment No: 035964

Payment Date	Vendor Name	Voucher No.	Invoice No.	Description	Fund Code	Amount Paid
2026-02-27	ASPEN ENVIRONMENTAL GROUP	00592273	3694.001-05	2512 COMM SOLAR FEASIBILITY	Electric Utility-Ops Restrictd	4,063.50
				Total for Payment No.:		4,063.50

Payment No: 036050

Payment Date	Vendor Name	Voucher No.	Invoice No.	Description	Fund Code	Amount Paid
2026-03-06	CINTAS CORP #630	00592870	9358424565	CREDIT LAUNDRY SERVICES 881	Electric Utility-Ops General	-197.99
2026-03-06	CINTAS CORP #630	00593606	4258728021	LAUNDRY SERVICES FOR SVP UNIFO	Electric Utility-Ops General	411.20

Payment Date	Vendor Name	Voucher No.	Invoice No.	Description	Fund Code	Amount Paid
2026-03-06	CINTAS CORP #630	00593607	4258727401	LAUNDRY SERVICES FOR SVP UNIFO	Electric Utility-Ops General	177.04
2026-03-06	CINTAS CORP #630	00593609	4258012503	LAUNDRY SERVICES FOR SVP UNIFO	Electric Utility-Ops General	177.04
2026-03-06	CINTAS CORP #630	00593610	4258219954	LAUNDRY SERVICES FOR SVP UNIFO	Electric Utility-Ops General	687.36
2026-03-06	CINTAS CORP #630	00593611	4258012949	LAUNDRY SERVICES FOR SVP UNIFO	Electric Utility-Ops General	411.20
2026-03-06	CINTAS CORP #630	00593612	4259503409	LAUNDRY SERVICES FOR SVP UNIFO	Electric Utility-Ops General	826.69
2026-03-06	CINTAS CORP #630	00593613	4259503074	LAUNDRY SERVICES FOR SVP UNIFO	Electric Utility-Ops General	411.20
2026-03-06	CINTAS CORP #630	00593614	4259502718	LAUNDRY SERVICES FOR SVP UNIFO	Electric Utility-Ops General	177.04
2026-03-06	CINTAS CORP #630	00593615	4259295443	LAUNDRY SERVICES FOR SVP UNIFO	Electric Utility-Ops General	246.28
				Total for Payment No.:		3,327.06

Payment No: 036086

Payment Date	Vendor Name	Voucher No.	Invoice No.	Description	Fund Code	Amount Paid
2026-03-06	NOR-CAL OVERHEAD INC	00593572	54219443	ELECTRIC/WATER & SEWER YARD SE	Electric Utility-Ops General	2,085.00
				Total for Payment No.:		2,085.00

Payment No: 036051

Payment Date	Vendor Name	Voucher No.	Invoice No.	Description	Fund Code	Amount Paid
2026-03-06	CINTAS FIRE PROTECTION #F44	00593617	0F44867920	3759 - 524 ROBERT	Electric Utility-Ops General	248.29
2026-03-06	CINTAS FIRE PROTECTION #F44	00593617	0F44867920	3759 - 524 ROBERT	Electric Utility-Ops General	197.16
2026-03-06	CINTAS FIRE PROTECTION #F44	00593623	0F44867960	415 - 881 MARTIN AVE	Electric Utility-Ops General	319.44
2026-03-06	CINTAS FIRE PROTECTION #F44	00593623	0F44867960	415 - 881 MARTIN AVE	Electric Utility-Ops General	191.92

Payment Date	Vendor Name	Voucher No.	Invoice No.	Description	Fund Code	Amount Paid
2026-03-06	CINTAS FIRE PROTECTION #F44	00593621	0F44867703	3762 - 850 DUANE AVE	Electric Utility-Ops General	833.35
2026-03-06	CINTAS FIRE PROTECTION #F44	00593621	0F44867703	3762 - 850 DUANE AVE	Electric Utility-Ops General	886.40
				Total for Payment No.:		2,676.56

Payment No: 732350

Payment Date	Vendor Name	Voucher No.	Invoice No.	Description	Fund Code	Amount Paid
2026-03-06	ESSEL TECHNOLOGY SERVICES, INC	00593299	153.25014	SVP - COGEN	Electric Utility-Ops General	852.00
				Total for Payment No.:		852.00

Payment No: 731885

Payment Date	Vendor Name	Voucher No.	Invoice No.	Description	Fund Code	Amount Paid
2026-02-13	PG&E	00591365	0008475335 -9	2512 GRIZZ PROJ 15% COO	Electric Utility-Ops General	3,533.38
				Total for Payment No.:		3,533.38

Payment No: 035936

Payment Date	Vendor Name	Voucher No.	Invoice No.	Description	Fund Code	Amount Paid
2026-02-20	PDQ INTERMEDIATE INC	00592810	PDQ-72466	PDQ INVENTORY (PER LICENSE)	Electric Utility-Ops General	1,402.50
2026-02-20	PDQ INTERMEDIATE INC	00592810	PDQ-72466	PDQ DEPLOY (PER LICENSE)	Electric Utility-Ops General	2,103.75
				Total for Payment No.:		3,506.25

Payment No: 035993

Payment Date	Vendor Name	Voucher No.	Invoice No.	Description	Fund Code	Amount Paid
2026-02-27	GRID SUBJECT MATTER EXPERTS, LLC	00593106	23550	AS-NEEDED SCADA SERVICES	Electric Utility-Ops General	3,500.00
				Total for Payment No.:		3,500.00

Payment No: 036042

Payment Date	Vendor Name	Voucher No.	Invoice No.	Description	Fund Code	Amount Paid
2026-03-06	ARCOS LLC	00592882	IN43037	CALL FLOWS MODIFICATION	Electric Utility-Ops General	2,800.00
2026-03-06	ARCOS LLC	00592882	IN43037	CALL FLOWS MODIFICATION	Electric Utility-Ops General	560.00
				Total for Payment No.:		3,360.00

Payment No: 035833

Payment Date	Vendor Name	Voucher No.	Invoice No.	Description	Fund Code	Amount Paid
2026-02-13	EVERGREEN JOB & SAFETY TRAINING, INC	00592240	2147	JANUARY 2026 TRAINING - C.P.R.	Electric Utility-Ops General	3,200.00
				Total for Payment No.:		3,200.00

Payment No: 732264

Payment Date	Vendor Name	Voucher No.	Invoice No.	Description	Fund Code	Amount Paid
2026-02-27	PERFORMANCE MECHANICAL, INC	00593091	250065-04	LABOR, EQUIPMENT, AND REIMBURS	Electric Utility-Ops General	276.95
2026-02-27	PERFORMANCE MECHANICAL, INC	00593091	250065-04	MATERIALS	Electric Utility-Ops General	2,769.49
				Total for Payment No.:		3,046.44

Payment No: 732334

Payment Date	Vendor Name	Voucher No.	Invoice No.	Description	Fund Code	Amount Paid
2026-03-06	AMERICAN TEXTILE & SUPPLY INC	00593660	132295	RAGS, TERI-CLOTH, APPROX. 15IN	Electric Utility-Ops General	2,291.63
				Total for Payment No.:		2,291.63

Payment No: 035822

Payment Date	Vendor Name	Voucher No.	Invoice No.	Description	Fund Code	Amount Paid
2026-02-13	CINTAS CORP #630	00592232	4256527149	LAUNDRY SERVICES FOR SVP UNIFO	Electric Utility-Ops General	177.04
2026-02-13	CINTAS CORP #630	00592233	4256527401	LAUNDRY SERVICES FOR SVP	Electric Utility-Ops	411.20

Payment Date	Vendor Name	Voucher No.	Invoice No.	Description	Fund Code	Amount Paid
				UNIFO	General	
2026-02-13	CINTAS CORP #630	00592234	4257244093	LAUNDRY SERVICES FOR SVP UNIFO	Electric Utility-Ops General	177.04
2026-02-13	CINTAS CORP #630	00592235	4257244145	LAUNDRY SERVICES FOR SVP UNIFO	Electric Utility-Ops General	411.20
2026-02-13	CINTAS CORP #630	00592236	4257244155	LAUNDRY SERVICES FOR SVP UNIFO	Electric Utility-Ops General	826.69
				Total for Payment No.:		2,003.17

Payment No: 036027

Payment Date	Vendor Name	Voucher No.	Invoice No.	Description	Fund Code	Amount Paid
2026-02-27	TRC	00592972	49471	PHASE 1 STUDIES AND SCOPING EF	Electric Utility-Construction	2,893.68
				Total for Payment No.:		2,893.68

Payment No: 732079

Payment Date	Vendor Name	Voucher No.	Invoice No.	Description	Fund Code	Amount Paid
2026-02-20	SPECIALTY FILM SOLUTIONS	00592086	42953FEB2026	DEPOSIT RETURN - 950 COMSTOCK	Electric Utility-Ops General	2,760.00
				Total for Payment No.:		2,760.00

Payment No: 732082

Payment Date	Vendor Name	Voucher No.	Invoice No.	Description	Fund Code	Amount Paid
2026-02-20	SUNE W12DG-C LLC	00592081	EDP 108941	2601 ENERGY PURCH (SOLAR)	Electric Utility-Ops General	2,744.28
				Total for Payment No.:		2,744.28

Payment No: 731941

Payment Date	Vendor Name	Voucher No.	Invoice No.	Description	Fund Code	Amount Paid
2026-02-13	REED & GRAHAM INC	00592157	127659	AS NEEDED AGGREGATE MATERIALS	Electric Utility-Construction	660.40

Payment Date	Vendor Name	Voucher No.	Invoice No.	Description	Fund Code	Amount Paid
				Total for Payment No.:		660.40

Payment No: 035912

Payment Date	Vendor Name	Voucher No.	Invoice No.	Description	Fund Code	Amount Paid
2026-02-20	GRANITE ROCK CO #29145	00592710	2271502	AS-NEEDED AGGREGATE MATERIALS	Electric Utility-Construction	528.01
				Total for Payment No.:		528.01

Payment No: 035896

Payment Date	Vendor Name	Voucher No.	Invoice No.	Description	Fund Code	Amount Paid
2026-02-20	CINTAS CORP #630	00592788	4257106474	LAUNDRY SERVICES FOR SVP UNIFO	Electric Utility-Ops General	450.46
2026-02-20	CINTAS CORP #630	00592789	4257532692	LAUNDRY SERVICES FOR SVP UNIFO	Electric Utility-Ops General	687.36
2026-02-20	CINTAS CORP #630	00592790	4257806673	LAUNDRY SERVICES FOR SVP UNIFO	Electric Utility-Ops General	252.47
2026-02-20	CINTAS CORP #630	00592791	4258012834	LAUNDRY SERVICES FOR SVP UNIFO	Electric Utility-Ops General	826.69
2026-02-20	CINTAS CORP #630	00592792	4258566971	LAUNDRY SERVICES FOR SVP UNIFO	Electric Utility-Ops General	247.99
				Total for Payment No.:		2,464.97

Payment No: 036039

Payment Date	Vendor Name	Voucher No.	Invoice No.	Description	Fund Code	Amount Paid
2026-03-06	AIRGAS USA, LLC	00592880	5522537798	RENT LIQUID IND LG	Electric Utility-Ops General	12.40
2026-03-06	AIRGAS USA, LLC	00592880	5522537798	HAZMAT	Electric Utility-Ops General	26.88
2026-03-06	AIRGAS USA, LLC	00592881	5522537894	YP2601 RENT CYL SPEC ALM LG	Electric Utility-Ops General	2,055.30
2026-03-06	AIRGAS USA, LLC	00592881	5522537894	RENT CYL SPEC LG OTHER	Electric Utility-Ops General	104.47

Payment Date	Vendor Name	Voucher No.	Invoice No.	Description	Fund Code	Amount Paid
2026-03-06	AIRGAS USA, LLC	00592881	5522537894	2601 AIRGAS HAZMAT CHARGE	Electric Utility-Ops General	26.88
2026-03-06	AIRGAS USA, LLC	00592881	5522537894	YP2601 RENT CYL IND LG ACETYLN	Electric Utility-Ops General	66.34
2026-03-06	AIRGAS USA, LLC	00592881	5522537894	YP2601 RENT CYL IND LG OXYGEN	Electric Utility-Ops General	56.73
2026-03-06	AIRGAS USA, LLC	00592881	5522537894	YP2601 RENT CYL IND SM ACETYLN	Electric Utility-Ops General	132.68
2026-03-06	AIRGAS USA, LLC	00592881	5522537894	YP2601 RENT CYL IND SM OXYGEN	Electric Utility-Ops General	104.16
				Total for Payment No.:		2,585.84

Payment No: 035959

Payment Date	Vendor Name	Voucher No.	Invoice No.	Description	Fund Code	Amount Paid
2026-02-27	ADVANCED CHEMICAL TRANSPORT	00592462	663140	2508 HAZ WASTE REMOVAL 8/18	Electric Utility-Ops General	135.32
2026-02-27	ADVANCED CHEMICAL TRANSPORT	00592462	663140	2508 HAZ WASTE REMOVAL 8/18	Electric Utility-Ops General	1,276.28
2026-02-27	ADVANCED CHEMICAL TRANSPORT	00592463	663210REV	2504 HAZ WASTE REMOVAL 4/23	Electric Utility-Ops General	1,159.20
				Total for Payment No.:		2,570.80

Payment No: 731988

Payment Date	Vendor Name	Voucher No.	Invoice No.	Description	Fund Code	Amount Paid
2026-02-20	PG&E	00591845	3345487577-5 DEC2025	ELEC SVC STONY CRK SYS	Electric Utility-Ops General	153.49
2026-02-20	PG&E	00591845	3345487577-5 DEC2025	ELEC SVC STONY CRK SYS	Electric Utility-Ops General	91.85
2026-02-20	PG&E	00591845	3345487577-5 DEC2025	ELEC SVC STONY CRK SYS	Electric Utility-Ops General	1,013.70
2026-02-20	PG&E	00591845	3345487577-5 DEC2025	ELEC SVC STONY CRK SYS	Electric Utility-Ops General	1,287.22
				Total for Payment No.:		2,546.26

Payment No: 036022

Payment Date	Vendor Name	Voucher No.	Invoice No.	Description	Fund Code	Amount Paid
2026-02-27	STAPLES ADVANTAGE	00592903	7008373670-ELECYARD	OFFICE SUPPLIES	Electric Utility-Ops General	91.89
				Total for Payment No.:		91.89

Payment No: 036075

Payment Date	Vendor Name	Voucher No.	Invoice No.	Description	Fund Code	Amount Paid
2026-03-06	KEPT COMPANIES	00593370	X-D166858	ONSITE FLEET VEHICLE WASHING S	Electric Utility-Ops General	921.03
				Total for Payment No.:		921.03

Payment No: 036043

Payment Date	Vendor Name	Voucher No.	Invoice No.	Description	Fund Code	Amount Paid
2026-03-06	ASPEN ENVIRONMENTAL GROUP	00593010	3694.001-06	2601 COMM SOLAR FEASIBILITY	Electric Utility-Ops Restrictd	2,316.75
				Total for Payment No.:		2,316.75

Payment No: 732194

Payment Date	Vendor Name	Voucher No.	Invoice No.	Description	Fund Code	Amount Paid
2026-02-27	BELLECCI & ASSOCIATES INC	00592977	210069.00-30	DESIGN FOR SUBSTRUCTURE IMPROV	Electric Utility-Construction	1,632.00
				Total for Payment No.:		1,632.00

Payment No: 731960

Payment Date	Vendor Name	Voucher No.	Invoice No.	Description	Fund Code	Amount Paid
2026-02-13	TJH2B ANALYTICAL SERVICES	00591331	INV16324	GIANERA & LAFAYETTE ANALYSIS	Electric Utility-Ops General	936.00
2026-02-13	TJH2B ANALYTICAL SERVICES	00591332	INV16325	LAFAYETTE SUB ANALYSIS	Electric Utility-Ops General	217.00
2026-02-13	TJH2B ANALYTICAL SERVICES	00591333	INV16330	URANIUM SUBSTATION ANALYSIS	Electric Utility-Ops General	976.00
				Total for Payment No.:		2,129.00

Payment No: 732408

Payment Date	Vendor Name	Voucher No.	Invoice No.	Description	Fund Code	Amount Paid
2026-03-06	VERIZON WIRELESS	00592868	6135538571	2601 M2M CHARGES	Electric Utility-Ops General	2,102.86
				Total for Payment No.:		2,102.86

Payment No: 731965

Payment Date	Vendor Name	Voucher No.	Invoice No.	Description	Fund Code	Amount Paid
2026-02-13	VERIZON WIRELESS	00591469	6133037338	2512 M2M CHARGES	Electric Utility-Ops General	2,102.80
				Total for Payment No.:		2,102.80

Payment No: 732243

Payment Date	Vendor Name	Voucher No.	Invoice No.	Description	Fund Code	Amount Paid
2026-02-27	LILLIAN ITO	00592266	1979	EV CHRGR RBT; SCT 40325-05	Electric Utility-Ops Restrictd	2,050.00
				Total for Payment No.:		2,050.00

Payment No: 732273

Payment Date	Vendor Name	Voucher No.	Invoice No.	Description	Fund Code	Amount Paid
2026-02-27	RYAN KIM	00592270	4599974	BATT STOR RBT; ACT 51751	Electric Utility-Ops Restrictd	2,025.00
				Total for Payment No.:		2,025.00

Payment No: 035812

Payment Date	Vendor Name	Voucher No.	Invoice No.	Description	Fund Code	Amount Paid
2026-02-13	ASPEN ENVIRONMENTAL GROUP	00592192	3581.014-04	REVIEW OF HAZARDOUS MATERIALS	Electric Utility-Ops General	1,820.80
				Total for Payment No.:		1,820.80

Payment No: 732001

Payment Date	Vendor Name	Voucher No.	Invoice No.	Description	Fund Code	Amount Paid
2026-02-20	[redacted]	[redacted]	[redacted]	LEGAL SERVICES ? CHANGE ORDER	[redacted]	[redacted]
				Total for Payment No.:		1,752.63

Payment No: 731884

Payment Date	Vendor Name	Voucher No.	Invoice No.	Description	Fund Code	Amount Paid
2026-02-13	PG&E	00591363	9644211793-1 DEC2025	GRIZZLY PH 11/20/25-12/21/2025	Electric Utility-Ops General	1,509.11
				Total for Payment No.:		1,509.11

Payment No: 732040

Payment Date	Vendor Name	Voucher No.	Invoice No.	Description	Fund Code	Amount Paid
2026-02-20	[redacted]	[redacted]	[redacted]	LEGAL SERVCES - CHANGE ORDER #	[redacted]	[redacted]
				Total for Payment No.:		1,491.00

Payment No: 732410

Payment Date	Vendor Name	Voucher No.	Invoice No.	Description	Fund Code	Amount Paid
2026-03-06	YORKE ENGINEERING LLC	00593442	48272	ENGINEERING SERVICES	Electric Utility-Ops General	1,391.25
				Total for Payment No.:		1,391.25

Payment No: 732342

Payment Date	Vendor Name	Voucher No.	Invoice No.	Description	Fund Code	Amount Paid
2026-03-06	CTI CONTROLTECH	00593431	35798	PN# 20F515566TT7-Z150 - 2" SER	Electric Utility-Ops General	1,331.33
2026-03-06	CTI CONTROLTECH	00593431	35798	FREIGHT	Electric Utility-Ops General	33.34
2026-03-06	CTI CONTROLTECH	00593431	35798	HANDLING FEE	Electric Utility-Ops General	10.91
				Total for Payment No.:		1,375.58

Payment No: 035952

Payment Date	Vendor Name	Voucher No.	Invoice No.	Description	Fund Code	Amount Paid
2026-02-20	VANTAGE DATA CENTERS 6, LLC	00592313	010169	2602 CARRIER ACCESS 2897 NW	Electric Utility-Ops General	450.20
2026-02-20	VANTAGE DATA CENTERS 6, LLC	00591891	010504	2602 CARRIER ACCESS 2897 NW	Electric Utility-Ops General	450.20
2026-02-20	VANTAGE DATA CENTERS 6, LLC	00591892	010508	2602 MMR (MODULE1)	Electric Utility-Ops General	424.36
				Total for Payment No.:		1,324.76

Payment No: 732075

Payment Date	Vendor Name	Voucher No.	Invoice No.	Description	Fund Code	Amount Paid
2026-02-20	SEL ENGINEERING SERVICES INC.	00592519	73824	LABOR FOR IN OFFICE SERVICES	Electric Utility-Construction	1,323.75
				Total for Payment No.:		1,323.75

Payment No: 732230

Payment Date	Vendor Name	Voucher No.	Invoice No.	Description	Fund Code	Amount Paid
2026-02-27	HSI WORKPLACE COMPLIANCE SOLUTIONS INC	00593107	INV147357	NERC COMPLIANCE TASK 1 INTERNA	Electric Utility-Ops General	1,300.00
				Total for Payment No.:		1,300.00

Payment No: 732223

Payment Date	Vendor Name	Voucher No.	Invoice No.	Description	Fund Code	Amount Paid
2026-02-27	FIRST SHIELD SECURITY AND	00593105	6772	SECURITY PATROL SERVICES AT 75	Electric Utility-Ops General	1,300.00
				Total for Payment No.:		1,300.00

Payment No: 035856

Payment Date	Vendor Name	Voucher No.	Invoice No.	Description	Fund Code	Amount Paid
2026-02-13	QTS TRS CMBS, LLC	00591187	267067	2602 CARRIER:CONDUIT INNERDUCT	Electric Utility-Ops General	1,112.80
2026-02-13	QTS TRS CMBS, LLC	00591187	267067	2602 RACK: 2 POST	Electric Utility-Ops	166.40

Payment Date	Vendor Name	Voucher No.	Invoice No.	Description	Fund Code	Amount Paid
					General	
				Total for Payment No.:		1,279.20

Payment No: 731886

Payment Date	Vendor Name	Voucher No.	Invoice No.	Description	Fund Code	Amount Paid
2026-02-13	PG&E	00591435	5918427025-0 DEC2025	2512 ELEC SVC BLK BUTTE HYD	Electric Utility-Ops General	1,269.20
				Total for Payment No.:		1,269.20

Payment No: 732046

Payment Date	Vendor Name	Voucher No.	Invoice No.	Description	Fund Code	Amount Paid
2026-02-20	MAZE & ASSOC	00592711	54720	ELECTRIC	Electric Utility-Ops General	12.00
				Total for Payment No.:		12.00

Payment No: 732347

Payment Date	Vendor Name	Voucher No.	Invoice No.	Description	Fund Code	Amount Paid
2026-03-06	DYSERT ENVIRONMENTAL INC	00593624	19661	DVR STORMWATER & SMR SAMPLING	Electric Utility-Ops General	1,249.00
				Total for Payment No.:		1,249.00

Payment No: 732233

Payment Date	Vendor Name	Voucher No.	Invoice No.	Description	Fund Code	Amount Paid
2026-02-27	INTER DISPOSAL CORP OF CA	00592514	5127-000043100	SW TMBER TREATED OLE POLES	Electric Utility- Construction	1,229.67
				Total for Payment No.:		1,229.67

Payment No: 035819

Payment Date	Vendor Name	Voucher No.	Invoice No.	Description	Fund Code	Amount Paid
2026-02-13	CALTROL	00592310	CD99241571	PN# 723259048189 - 451377SS02B	Electric Utility-Ops General	1,090.26

Payment Date	Vendor Name	Voucher No.	Invoice No.	Description	Fund Code	Amount Paid
2026-02-13	CALTROL	00592310	CD99241571	CHANGE ORDER 1: SHIPPING & HAN	Electric Utility-Ops General	59.03
				Total for Payment No.:		1,149.29

Payment No: 036065

Payment Date	Vendor Name	Voucher No.	Invoice No.	Description	Fund Code	Amount Paid
2026-03-06	GMES LLC	00593389	7775125	HOOK, MANHOLE COVER LIFTING, F	Electric Utility-Ops General	1,126.04
				Total for Payment No.:		1,126.04

Payment No: 732179

Payment Date	Vendor Name	Voucher No.	Invoice No.	Description	Fund Code	Amount Paid
2026-02-27	PG&E	00592337	3345487577-5 JAN2026	2601 ELEC SVC STONY CRK SYS	Electric Utility-Ops General	145.88
2026-02-27	PG&E	00592337	3345487577-5 JAN2026	2601 ELEC SVC STONY CRK SYS	Electric Utility-Ops General	89.15
2026-02-27	PG&E	00592337	3345487577-5 JAN2026	2601 ELEC SVC STONY CRK SYS	Electric Utility-Ops General	378.78
2026-02-27	PG&E	00592337	3345487577-5 JAN2026	2601 ELEC SVC STONY CRK SYS	Electric Utility-Ops General	378.78
				Total for Payment No.:		992.59

Payment No: 732367

Payment Date	Vendor Name	Voucher No.	Invoice No.	Description	Fund Code	Amount Paid
2026-03-06	KONE INC	00592879	1159089259	850 DUANE	Electric Utility-Ops General	491.24
				Total for Payment No.:		491.24

Payment No: 731888

Payment Date	Vendor Name	Voucher No.	Invoice No.	Description	Fund Code	Amount Paid
2026-02-13	PG&E	00591437	3847680626-0DEC2025	2512 ELEC SVC GRIZZLY INTAKE	Electric Utility-Ops General	828.64

Payment Date	Vendor Name	Voucher No.	Invoice No.	Description	Fund Code	Amount Paid
				Total for Payment No.:		828.64

Payment No: 035917

Payment Date	Vendor Name	Voucher No.	Invoice No.	Description	Fund Code	Amount Paid
2026-02-20	INDUSTRIAL SCIENTIFIC CORP	00592663	2891923	INET EQUIPMENT RENTAL	Electric Utility-Ops General	817.51
				Total for Payment No.:		817.51

Payment No: 732016

Payment Date	Vendor Name	Voucher No.	Invoice No.	Description	Fund Code	Amount Paid
2026-02-20	D&M TRAFFIC SERVICES	00592643	577791	PAINT, MARKING, FLOURESCENT OR	Electric Utility-Ops General	572.91
2026-02-20	D&M TRAFFIC SERVICES	00592643	577791	PAINT, MARKING, RED AERVOE#201	Electric Utility-Ops General	235.71
				Total for Payment No.:		808.62

Payment No: 732096

Payment Date	Vendor Name	Voucher No.	Invoice No.	Description	Fund Code	Amount Paid
2026-02-20	UNIVAR SOLUTIONS USA INC	00591829	53637186	2601 SOD BISULFITE 25% MNBULK	Electric Utility-Ops General	780.24
				Total for Payment No.:		780.24

Payment No: 035956

Payment Date	Vendor Name	Voucher No.	Invoice No.	Description	Fund Code	Amount Paid
2026-02-20	WILLIAMS SCOTSMAN INC	00591827	9025499902	YP2602 40X8 CONTAINER RENT	Electric Utility-Street Lights	749.13
2026-02-20	WILLIAMS SCOTSMAN INC	00591827	9025499902	YP2602 PERSONAL PROPERTY EXP	Electric Utility-Street Lights	29.97
				Total for Payment No.:		779.10

Payment No: 732207

Payment Date	Vendor Name	Voucher No.	Invoice No.	Description	Fund Code	Amount Paid
2026-02-27	CHRISTOPHER WEBER	00592214	2968	COOKING RBT ACT 30273-03	Electric Utility-Ops Restrictd	750.00
				Total for Payment No.:		750.00

Payment No: 732080

Payment Date	Vendor Name	Voucher No.	Invoice No.	Description	Fund Code	Amount Paid
2026-02-20	[redacted]	[redacted]	[redacted]	LEGAL SERVICES	[redacted]	[redacted]
				Total for Payment No.:		648.00

Payment No: 035901

Payment Date	Vendor Name	Voucher No.	Invoice No.	Description	Fund Code	Amount Paid
2026-02-20	DATABANK HOLDINGS LTD	00592097	339696	PROPERTY TAX SURCHARGE	Electric Utility-Ops General	11.41
2026-02-20	DATABANK HOLDINGS LTD	00592097	339696	2602 5101 LAFAYETTE ST	Electric Utility-Ops General	700.00
				Total for Payment No.:		711.41

Payment No: 732206

Payment Date	Vendor Name	Voucher No.	Invoice No.	Description	Fund Code	Amount Paid
2026-02-27	CHICAGO TITLE COMPANY	00592200	QUOTE CW 26-70	COND TITLE GUARANT APN22436014	Electric Utility-Ops General	900.00
2026-02-27	CHICAGO TITLE COMPANY	00592200	QUOTE CW 26-70	COND TITLE GUARANT APN22436014	Electric Utility-Ops General	900.00
				Total for Payment No.:		1,800.00

Payment No: 731951

Payment Date	Vendor Name	Voucher No.	Invoice No.	Description	Fund Code	Amount Paid
2026-02-13	SANTA CLARA LIGHTING, INC.	00591467	36044	881 MARTIN	Electric Utility-Ops General	314.99
				Total for Payment No.:		314.99

Payment No: 732292

Payment Date	Vendor Name	Voucher No.	Invoice No.	Description	Fund Code	Amount Paid
2026-02-27	UNITED SITE SERVICES INC	00593195	INV-5827502	GIANERA RENTAL CHARGES	Electric Utility-Ops General	130.95
2026-02-27	UNITED SITE SERVICES INC	00593195	INV-5827502	GIANERA NON-TAXABLE SERVICES	Electric Utility-Ops General	437.00
				Total for Payment No.:		567.95

Payment No: 732007

Payment Date	Vendor Name	Voucher No.	Invoice No.	Description	Fund Code	Amount Paid
2026-02-20	CENTRALCOLO LLC	00591889	043883	2603 COLOCATION BASE RENT	Electric Utility-Ops General	500.00
				Total for Payment No.:		500.00

Payment No: 035821

Payment Date	Vendor Name	Voucher No.	Invoice No.	Description	Fund Code	Amount Paid
2026-02-13	[redacted]	[redacted]	[redacted]	[redacted] LEGAL SERVICES [redacted]	[redacted]	[redacted]
				Total for Payment No.:		460.42

Payment No: 731946

Payment Date	Vendor Name	Voucher No.	Invoice No.	Description	Fund Code	Amount Paid
2026-02-13	SAFETY GEAR PRO	00591478	251555	Safety Glasses	Electric Utility-Ops General	124.95
2026-02-13	SAFETY GEAR PRO	00591479	251527	Jason Platero Safety Glasses	Electric Utility-Ops General	175.00
2026-02-13	SAFETY GEAR PRO	00591480	251340	Michael Ramirez Safety Glasses	Electric Utility-Ops General	134.30
				Total for Payment No.:		434.25

Payment No: 035953

Payment Date	Vendor Name	Voucher No.	Invoice No.	Description	Fund Code	Amount Paid
2026-02-20	VANTAGE DATA CENTERS 7, LLC	00592312	010173	2602 MMR (MODULE1)	Electric Utility-Ops	424.36

Payment Date	Vendor Name	Voucher No.	Invoice No.	Description	Fund Code	Amount Paid
					General	
				Total for Payment No.:		424.36

Payment No: 731890

Payment Date	Vendor Name	Voucher No.	Invoice No.	Description	Fund Code	Amount Paid
2026-02-13	PG&E	00591439	1543429391-4 DEC2025	2512 ELEC SVC STONY GORGE	Electric Utility-Ops General	417.35
				Total for Payment No.:		417.35

Payment No: 731957

Payment Date	Vendor Name	Voucher No.	Invoice No.	Description	Fund Code	Amount Paid
2026-02-13	STERICYCLE INC	00592294	8011250754	SHREDDING SERVICES FOR 850 DUA	Electric Utility-Ops General	50.50
2026-02-13	STERICYCLE INC	00592295	8011542221	SHREDDING SERVICES FOR 850 DUA	Electric Utility-Ops General	128.72
2026-02-13	STERICYCLE INC	00592297	8012143080	SHREDDING SERVICES FOR 850 DUA	Electric Utility-Ops General	50.50
2026-02-13	STERICYCLE INC	00592298	8012726788	SHREDDING SERVICES FOR 850 DUA	Electric Utility-Ops General	50.50
2026-02-13	STERICYCLE INC	00592299	8013009322	SHREDDING SERVICES FOR 850 DUA	Electric Utility-Ops General	50.50
2026-02-13	STERICYCLE INC	00592300	8013287785	SHREDDING SERVICES FOR 850 DUA	Electric Utility-Ops General	50.50
				Total for Payment No.:		381.22

Payment No: 731990

Payment Date	Vendor Name	Voucher No.	Invoice No.	Description	Fund Code	Amount Paid
2026-02-20	PG&E	00592098	2844481498-3 JAN2025	YP2601 ELEC SVC 751 NUTTMAN	Electric Utility-Ops General	368.01
				Total for Payment No.:		368.01

Payment No: 732326

Payment Date	Vendor Name	Voucher No.	Invoice No.	Description	Fund Code	Amount Paid
2026-03-06	PG&E	00592735	2937321050-8 FEB2026	2601 COGEN GAS HEATERS	Electric Utility-Ops General	354.08
				Total for Payment No.:		354.08

Payment No: 731887

Payment Date	Vendor Name	Voucher No.	Invoice No.	Description	Fund Code	Amount Paid
2026-02-13	PG&E	00591436	3889347290-2 DEC2025	2512 ELEC SVC GRIZ MICROWAVE	Electric Utility-Ops General	349.76
				Total for Payment No.:		349.76

Payment No: 732205

Payment Date	Vendor Name	Voucher No.	Invoice No.	Description	Fund Code	Amount Paid
2026-02-27	CHICAGO TITLE COMPANY	00592200	QUOTE CW 26-70	COND TITLE GUARANT APN22436014	Electric Utility-Ops General	900.00
				Total for Payment No.:		900.00

Payment No: 732221

Payment Date	Vendor Name	Voucher No.	Invoice No.	Description	Fund Code	Amount Paid
2026-02-27	FEDERAL EXPRESS	00592338	9-151-27810	2601 DVR MISC SHIPPING	Electric Utility-Ops General	236.01
				Total for Payment No.:		236.01

Payment No: 035984

Payment Date	Vendor Name	Voucher No.	Invoice No.	Description	Fund Code	Amount Paid
2026-02-27	EFFICIENCY SERVICES GROUP, LLC	00592439	29030	YP2602ADMIN/PRGRM SUPP SRV	Electric Utility-Ops Restrictd	53.31
2026-02-27	EFFICIENCY SERVICES GROUP, LLC	00592439	29030	YP2602ADMIN/PRGRM SUPP SRV	Electric Utility-Ops Restrictd	172.53
				Total for Payment No.:		225.84

Payment No: 732003

Payment Date	Vendor Name	Voucher No.	Invoice No.	Description	Fund Code	Amount Paid
2026-02-20	CA DEPT OF INDUSTRIAL RELATIONS	00592465	E 2232437 SJ A	DVR ELEVATOR	Electric Utility-Ops General	225.00
				Total for Payment No.:		225.00

Payment No: 731889

Payment Date	Vendor Name	Voucher No.	Invoice No.	Description	Fund Code	Amount Paid
2026-02-13	PG&E	00591438	1501762727-2 DEC2025	2512 ELEC SVC HGH LINE CNL	Electric Utility-Ops General	169.91
				Total for Payment No.:		169.91

Payment No: 732211

Payment Date	Vendor Name	Voucher No.	Invoice No.	Description	Fund Code	Amount Paid
2026-02-27	CONTRACTOR COMPLIANCE AND MONITORING	00592461	31556	2601 LABOR COMPLIANCE SVC	Electric Utility-Ops General	115.00
				Total for Payment No.:		115.00

Payment No: 732226

Payment Date	Vendor Name	Voucher No.	Invoice No.	Description	Fund Code	Amount Paid
2026-02-27	GRAYBAR ELECTRIC	00592250	9351503294	2920/L DISP NIT GLV PF W/ TXT	Electric Utility-Construction	102.90
				Total for Payment No.:		102.90

Payment No: 035989

Payment Date	Vendor Name	Voucher No.	Invoice No.	Description	Fund Code	Amount Paid
2026-02-27	GRAINGER	00592340	9796211556	2602 1DHY4 DRUM BUNG SKT,1/2 I	Electric Utility-Ops General	81.16
				Total for Payment No.:		81.16

Electric Utility Funds Group Total **46,616,889.21**

Fund Group: All Other City Funds

Payment No: 003958

Payment Date	Vendor Name	Voucher No.	Invoice No.	Description	Fund Code	Amount Paid
2026-02-20	ELECTRONIC FEDERAL TAX	00592969	02/01/26-02/14/26	DD: FED TAXES W/H B2604	Payroll Liability&ClearingAcct	1,565,774.03
2026-02-20	ELECTRONIC FEDERAL TAX	00592969	02/01/26-02/14/26	DD: FED TAXES W/H B2604	Payroll Liability&ClearingAcct	485,943.64
2026-02-20	ELECTRONIC FEDERAL TAX	00592969	02/01/26-02/14/26	DD: FED TAXES W/H B2604	Payroll Liability&ClearingAcct	485,943.64
				Total for Payment No.:		2,537,661.31

Payment No: 036052

Payment Date	Vendor Name	Voucher No.	Invoice No.	Description	Fund Code	Amount Paid
2026-03-06	CITY OF SAN JOSE	00592828	1284615	2025 OCT-DEC RCY WTR SALES	Water Recycling Program	2,216,837.89
				Total for Payment No.:		2,216,837.89

Payment No: 003965

Payment Date	Vendor Name	Voucher No.	Invoice No.	Description	Fund Code	Amount Paid
2026-03-06	ELECTRONIC FEDERAL TAX	00593766	02/15/26-02/28/26	DD: FED TAXES W/H B2605	Payroll Liability&ClearingAcct	1,213,312.20
2026-03-06	ELECTRONIC FEDERAL TAX	00593766	02/15/26-02/28/26	DD: FED TAXES W/H B2605	Payroll Liability&ClearingAcct	454,011.41
2026-03-06	ELECTRONIC FEDERAL TAX	00593766	02/15/26-02/28/26	DD: FED TAXES W/H B2605	Payroll Liability&ClearingAcct	454,011.41
				Total for Payment No.:		2,121,335.02

Payment No: 003961

Payment Date	Vendor Name	Voucher No.	Invoice No.	Description	Fund Code	Amount Paid
2026-03-06	CAL PERS - HEALTH	00593425	MAR-26	HEALTH INSURANCE PREMIUMS	OPEB Plan Trust Fund	98,969.11
2026-03-06	CAL PERS - HEALTH	00593425	MAR-26	HEALTH INSURANCE PREMIUMS	Payroll Liability&ClearingAcct	1,665,627.79

Payment Date	Vendor Name	Voucher No.	Invoice No.	Description	Fund Code	Amount Paid
				Total for Payment No.:		1,764,596.90

Payment No: 003953

Payment Date	Vendor Name	Voucher No.	Invoice No.	Description	Fund Code	Amount Paid
2026-02-12	CAL PERS - PO BOX 1982	00592517	01/18/26-01/31/26	EMPLOYER/EMPLOYEE DED B2603	Payroll Liability&ClearingAcct	620,045.86
2026-02-12	CAL PERS - PO BOX 1982	00592517	01/18/26-01/31/26	EMPLOYER/EMPLOYEE DED B2603	Payroll Liability&ClearingAcct	1,108,244.14
				Total for Payment No.:		1,728,290.00

Payment No: 003951

Payment Date	Vendor Name	Voucher No.	Invoice No.	Description	Fund Code	Amount Paid
2026-02-09	CAL PERS - PO BOX 1982	00592159	01/04/26-01/17/26	EMPLOYER/EMPLOYEE DED B2602	Payroll Liability&ClearingAcct	616,301.76
2026-02-09	CAL PERS - PO BOX 1982	00592159	01/04/26-01/17/26	EMPLOYER/EMPLOYEE DED B2602	Payroll Liability&ClearingAcct	1,083,823.85
				Total for Payment No.:		1,700,125.61

Payment No: W26183

Payment Date	Vendor Name	Voucher No.	Invoice No.	Description	Fund Code	Amount Paid
2026-02-13	MISSION TRAIL WASTE SYSTEMS	00592518	1839FEB2026	JAN 2026 GARBAGE & CLEAN GREEN	Solid Waste Program	1,129,800.12
2026-02-13	MISSION TRAIL WASTE SYSTEMS	00592518	1839FEB2026	JAN 2026 GARBAGE & CLEAN GREEN	Solid Waste Program	258,348.02
				Total for Payment No.:		1,388,148.14

Payment No: 035992

Payment Date	Vendor Name	Voucher No.	Invoice No.	Description	Fund Code	Amount Paid
2026-02-27	GREENWASTE RECOVERY LLC	00592591	GWR00000187-2	RECOLOGY RECYCLE - JAN 2026	Solid Waste Program	806,461.06
2026-02-27	GREENWASTE RECOVERY LLC	00592591	GWR00000187-2	RECOLOGY RECYCLE - JAN 2026	Solid Waste Program	51,182.65
				Total for Payment No.:		857,643.71

Payment No: 036032

Payment Date	Vendor Name	Voucher No.	Invoice No.	Description	Fund Code	Amount Paid
2026-02-27	UNISYS CORP	00593182	1045416	STADIUM OPERATIONS DEC 2025	General Fund	921.00
2026-02-27	UNISYS CORP	00593182	1045416	FINANCE DEC 2025	General Government - Other	8,327.87
2026-02-27	UNISYS CORP	00593182	1045416	IT CYBER	General Government - Other	12,199.32
2026-02-27	UNISYS CORP	00593182	1045416	Additional Funding	Information Technology Service	739,998.73
				Total for Payment No.:		761,446.92

Payment No: 003957

Payment Date	Vendor Name	Voucher No.	Invoice No.	Description	Fund Code	Amount Paid
2026-02-20	CA EMPLOYMENT DEVELOPMENT DEPT	00592968	02/01/26-02/14/26	DD: SIT & SDI W/H B2604	Payroll Liability&ClearingAcct	655,996.08
2026-02-20	CA EMPLOYMENT DEVELOPMENT DEPT	00592968	02/01/26-02/14/26	DD: SIT & SDI W/H B2604	Payroll Liability&ClearingAcct	69,037.34
				Total for Payment No.:		725,033.42

Payment No: W26184

Payment Date	Vendor Name	Voucher No.	Invoice No.	Description	Fund Code	Amount Paid
2026-02-18	SFPUC WATER DEPT	00592513	2395FEB2026	2026 JAN WATER PURCHASE	Water Utility	684,129.62
				Total for Payment No.:		684,129.62

Payment No: 036098

Payment Date	Vendor Name	Voucher No.	Invoice No.	Description	Fund Code	Amount Paid
2026-03-06	TUCKER CONSTRUCTION	00593284	34839	EOC PHASE 2 - 538-2222-80100-6	Public Buildings	15,990.80
				Total for Payment No.:		15,990.80

Payment No: W26199

Payment Date	Vendor Name	Voucher No.	Invoice No.	Description	Fund Code	Amount Paid
2026-03-06	NATIONWIDE RETIREMENT	00593700	02/15/26-02/28/26	WT: B2605 DEFERRED COMP	Fringe Benefits	615,102.60

Payment Date	Vendor Name	Voucher No.	Invoice No.	Description	Fund Code	Amount Paid
	SOLUTIONS, INC.					
				Total for Payment No.:		615,102.60

Payment No: W26190

Payment Date	Vendor Name	Voucher No.	Invoice No.	Description	Fund Code	Amount Paid
2026-02-20	NATIONWIDE RETIREMENT SOLUTIONS, INC.	00592851	02/01/26-02/14/26	WT: B2604 DEFERRED COMP	Fringe Benefits	491,242.17
				Total for Payment No.:		491,242.17

Payment No: 036088

Payment Date	Vendor Name	Voucher No.	Invoice No.	Description	Fund Code	Amount Paid
2026-03-06	PARS/GASB 45	00593553	14589MAR2026	MONTHLY CONTRIBUTION MAR 2026	OPEB Plan Trust Fund	447,250.00
				Total for Payment No.:		447,250.00

Payment No: 732268

Payment Date	Vendor Name	Voucher No.	Invoice No.	Description	Fund Code	Amount Paid
2026-02-27	RECOLOGY SOUTH BAY	00592564	17365FEB2026	JAN 2026 RECYCLING SERVICES	Solid Waste Program	362,641.24
				Total for Payment No.:		362,641.24

Payment No: 035940

Payment Date	Vendor Name	Voucher No.	Invoice No.	Description	Fund Code	Amount Paid
2026-02-20	PUMP REPAIR SERVICE CO	00592498	042543	FREIGHT & HANDLING (TAXABLE)	Water Utility Construction	18,820.05
2026-02-20	PUMP REPAIR SERVICE CO	00592498	042543	FREIGHT & HANDLING (NON-TAXABL	Water Utility Construction	4,000.00
2026-02-20	PUMP REPAIR SERVICE CO	00592498	042543	PARTS - WELL 9-02 REPLACEMENT	Water Utility Construction	236,240.55
2026-02-20	PUMP REPAIR SERVICE CO	00592498	042543	EQUIPMENT TRADE IN	Water Utility Construction	-7,500.00
2026-02-20	PUMP REPAIR SERVICE CO	00592498	042543	LABOR - WELL 9-02 REPLACEMENT	Water Utility	60,625.00

Payment Date	Vendor Name	Voucher No.	Invoice No.	Description	Fund Code	Amount Paid
					Construction	
				Total for Payment No.:		312,185.60

Payment No: 035902

Payment Date	Vendor Name	Voucher No.	Invoice No.	Description	Fund Code	Amount Paid
2026-02-20	DELL MARKETING LP	00592797	10854189091	STANDARD LAPTOP-DELL PRO 14 PL	Information Technology Service	164,794.06
2026-02-20	DELL MARKETING LP	00592797	10854189091	DELL PRO MICRO PLUS DESKTOP ST	Information Technology Service	80,214.53
2026-02-20	DELL MARKETING LP	00592797	10854189091	DELL PRO MICRO PLUS DESKTOP ST	Information Technology Service	40,193.00
2026-02-20	DELL MARKETING LP	00592797	10854189091	ENVIRONMENTAL FEES	Information Technology Service	400.00
				Total for Payment No.:		285,601.59

Payment No: 003959

Payment Date	Vendor Name	Voucher No.	Invoice No.	Description	Fund Code	Amount Paid
2026-02-11	JP MORGAN CHASE BANK, N.A. PROCUREMENT	00593348	PC0126INFO	AMAZON MKTPL (Purchase)	Expendable Trust Funds	1,181.80
2026-02-11	JP MORGAN CHASE BANK, N.A. PROCUREMENT	00593355	PC0126WATR	POLLARDWATER.COM #3 (Purchase)	Water Utility	1,647.26
2026-02-11	JP MORGAN CHASE BANK, N.A. PROCUREMENT	00593355	PC0126WATR	STANDARD PLUMBING 9 (Purchase)	Water Utility	1,050.35
2026-02-11	JP MORGAN CHASE BANK, N.A. PROCUREMENT	00593355	PC0126WATR	CA-NV SECTION AWWA (Purchase)	Water Utility	260.00
2026-02-11	JP MORGAN CHASE BANK, N.A. PROCUREMENT	00593355	PC0126WATR	STANDARD PLUMBING 9 (Purchase)	Water Utility	495.61
2026-02-11	JP MORGAN CHASE BANK, N.A. PROCUREMENT	00593355	PC0126WATR	HARBOR FREIGHT TOOL (Purchase)	Water Utility	57.71
2026-02-11	JP MORGAN CHASE BANK, N.A. PROCUREMENT	00593355	PC0126WATR	THE PACE SUPPLY COR (Purchase)	Water Utility	1,697.22
2026-02-11	JP MORGAN CHASE BANK, N.A. PROCUREMENT	00593355	PC0126WATR	THE PRINTING SPOT (Purchase)	Water Utility	687.49

Payment Date	Vendor Name	Voucher No.	Invoice No.	Description	Fund Code	Amount Paid
2026-02-11	JP MORGAN CHASE BANK, N.A. PROCUREMENT	00593355	PC0126WATR	CALIFORNIA WATER EN (Purchase)	Water Utility	114.00
2026-02-11	JP MORGAN CHASE BANK, N.A. PROCUREMENT	00593355	PC0126WATR	ACC ENVIRONMENTAL CON (Credit)	Water Utility	-200.00
2026-02-11	JP MORGAN CHASE BANK, N.A. PROCUREMENT	00593355	PC0126WATR	POLLARDWATER.COM #3 (Purchase)	Water Utility	2,457.61
2026-02-11	JP MORGAN CHASE BANK, N.A. PROCUREMENT	00593355	PC0126WATR	CALIFORNIA WATER EN (Purchase)	Water Utility	251.00
2026-02-11	JP MORGAN CHASE BANK, N.A. PROCUREMENT	00593355	PC0126WATR	CALIFORNIA WATER EN (Purchase)	Water Utility	134.00
2026-02-11	JP MORGAN CHASE BANK, N.A. PROCUREMENT	00593355	PC0126WATR	BACKFLOW PARTS USA (Purchase)	Water Utility	545.07
2026-02-11	JP MORGAN CHASE BANK, N.A. PROCUREMENT	00593355	PC0126WATR	SP CAL-CENTRAL EQUI (Purchase)	Water Utility	268.80
2026-02-11	JP MORGAN CHASE BANK, N.A. PROCUREMENT	00593355	PC0126WATR	CALIFORNIA WATER EN (Purchase)	Water Utility	233.00
2026-02-11	JP MORGAN CHASE BANK, N.A. PROCUREMENT	00593355	PC0126WATR	HARBOR FREIGHT TOOL (Purchase)	Water Utility	10.87
2026-02-11	JP MORGAN CHASE BANK, N.A. PROCUREMENT	00593355	PC0126WATR	THE HOME DEPOT #063 (Purchase)	Water Utility	66.13
2026-02-11	JP MORGAN CHASE BANK, N.A. PROCUREMENT	00593355	PC0126WATR	ACC ENVIRONMENTAL C (Purchase)	Water Utility	200.00
2026-02-11	JP MORGAN CHASE BANK, N.A. PROCUREMENT	00593355	PC0126WATR	STANDARD PLUMBING 9 (Purchase)	Water Utility	783.74
2026-02-11	JP MORGAN CHASE BANK, N.A. PROCUREMENT	00593355	PC0126WATR	NATEC INTERNATIONAL (Purchase)	Water Utility	139.05
2026-02-11	JP MORGAN CHASE BANK, N.A. PROCUREMENT	00593355	PC0126WATR	AMAZON.COM (Credit)	Water Utility	-2,488.04
2026-02-11	JP MORGAN CHASE BANK, N.A. PROCUREMENT	00593355	PC0126WATR	SARATOGA SAFEGUARD (Purchase)	Water Utility	4,485.00
2026-02-11	JP MORGAN CHASE BANK, N.A. PROCUREMENT	00593355	PC0126WATR	POLLARDWATER.COM #3 (Purchase)	Water Utility	3,516.93
2026-02-11	JP MORGAN CHASE BANK, N.A. PROCUREMENT	00593355	PC0126WATR	AMAZON.COM*687K968U (Purchase)	Water Utility	68.16
2026-02-11	JP MORGAN CHASE BANK, N.A.	00593355	PC0126WATR	GRAINGER (Purchase)	Water Utility	3,777.65

Payment Date	Vendor Name	Voucher No.	Invoice No.	Description	Fund Code	Amount Paid
	PROCUREMENT					
2026-02-11	JP MORGAN CHASE BANK, N.A. PROCUREMENT	00593355	PC0126WATR	FOGTRAININGINSTITUT (Purchase)	Water Utility	295.00
2026-02-11	JP MORGAN CHASE BANK, N.A. PROCUREMENT	00593355	PC0126WATR	AMAZON.COM*RY9VM52A (Purchase)	Water Utility	10.46
2026-02-11	JP MORGAN CHASE BANK, N.A. PROCUREMENT	00593355	PC0126WATR	AMAZON.COM*Y65616F5 (Purchase)	Water Utility	26.16
2026-02-11	JP MORGAN CHASE BANK, N.A. PROCUREMENT	00593355	PC0126WATR	HACH COMPANY (Purchase)	Water Utility	129.18
2026-02-11	JP MORGAN CHASE BANK, N.A. PROCUREMENT	00593355	PC0126WATR	AMAZON MKTPL (Purchase)	Water Utility	107.31
2026-02-11	JP MORGAN CHASE BANK, N.A. PROCUREMENT	00593355	PC0126WATR	GRAINGER (Purchase)	Water Utility	578.82
2026-02-11	JP MORGAN CHASE BANK, N.A. PROCUREMENT	00593345	PC0126FINC	AMAZON MKTPL (Purchase)	Water Utility	89.95
2026-02-11	JP MORGAN CHASE BANK, N.A. PROCUREMENT	00593345	PC0126FINC	AMAZON MKTPL (Purchase)	Water Utility	107.94
2026-02-11	JP MORGAN CHASE BANK, N.A. PROCUREMENT	00593345	PC0126FINC	THE HOME DEPOT #063 (Purchase)	Water Utility	26.17
2026-02-11	JP MORGAN CHASE BANK, N.A. PROCUREMENT	00593348	PC0126INFO	BLUEBEAM INC. (Purchase)	Water Utility	130.00
2026-02-11	JP MORGAN CHASE BANK, N.A. PROCUREMENT	00593355	PC0126WATR	HACH COMPANY (Purchase)	Water Utility	83.03
2026-02-11	JP MORGAN CHASE BANK, N.A. PROCUREMENT	00593350	PC0126PARK	AMAZON MKTPL (Purchase)	Cemetery	288.26
2026-02-11	JP MORGAN CHASE BANK, N.A. PROCUREMENT	00593350	PC0126PARK	FASTSIGNS OF SAN JO (Purchase)	Cemetery	1,081.37
2026-02-11	JP MORGAN CHASE BANK, N.A. PROCUREMENT	00593350	PC0126PARK	SAINT CLARE PARISH (Purchase)	Cemetery	1,400.00
2026-02-11	JP MORGAN CHASE BANK, N.A. PROCUREMENT	00593350	PC0126PARK	SQ *PRIORITYWEST MA (Purchase)	Cemetery	1,140.00
2026-02-11	JP MORGAN CHASE BANK, N.A. PROCUREMENT	00593350	PC0126PARK	THE HOME DEPOT #063 (Purchase)	Cemetery	163.62
2026-02-11	JP MORGAN CHASE BANK, N.A. PROCUREMENT	00593350	PC0126PARK	AMAZON MKTPL (Purchase)	Cemetery	312.80

Payment Date	Vendor Name	Voucher No.	Invoice No.	Description	Fund Code	Amount Paid
2026-02-11	JP MORGAN CHASE BANK, N.A. PROCUREMENT	00593350	PC0126PARK	AMAZON.COM*406ZO2M0 (Purchase)	Cemetery	68.74
2026-02-11	JP MORGAN CHASE BANK, N.A. PROCUREMENT	00593350	PC0126PARK	FRIGID FLUID CO (Purchase)	Cemetery	320.70
2026-02-11	JP MORGAN CHASE BANK, N.A. PROCUREMENT	00593350	PC0126PARK	AMAZON.COM*TZ8506OZ (Purchase)	Cemetery	130.90
2026-02-11	JP MORGAN CHASE BANK, N.A. PROCUREMENT	00593350	PC0126PARK	CENTRAL WHOLESALE N (Purchase)	Cemetery	1,032.22
2026-02-11	JP MORGAN CHASE BANK, N.A. PROCUREMENT	00593350	PC0126PARK	THE HOME DEPOT #063 (Purchase)	Cemetery	104.63
2026-02-11	JP MORGAN CHASE BANK, N.A. PROCUREMENT	00593350	PC0126PARK	AMAZON.COM*3O8GO8MJ (Purchase)	Cemetery	78.46
2026-02-11	JP MORGAN CHASE BANK, N.A. PROCUREMENT	00593350	PC0126PARK	AMAZON MKTPL (Purchase)	Cemetery	18.54
2026-02-11	JP MORGAN CHASE BANK, N.A. PROCUREMENT	00593350	PC0126PARK	AMAZON.COM*K12OK4PM (Purchase)	Cemetery	37.64
2026-02-11	JP MORGAN CHASE BANK, N.A. PROCUREMENT	00593350	PC0126PARK	AMAZON MKTPL (Purchase)	Cemetery	255.33
2026-02-11	JP MORGAN CHASE BANK, N.A. PROCUREMENT	00593350	PC0126PARK	AMAZON MKTPL (Purchase)	Cemetery	148.24
2026-02-11	JP MORGAN CHASE BANK, N.A. PROCUREMENT	00593353	PC0126CRCP	SMART AND FINAL 448 (Purchase)	Park and Rec Opr GrantTst Fund	142.06
2026-02-11	JP MORGAN CHASE BANK, N.A. PROCUREMENT	00593353	PC0126CRCP	HOMEDEPOT.COM (Purchase)	Park and Rec Opr GrantTst Fund	1,582.57
2026-02-11	JP MORGAN CHASE BANK, N.A. PROCUREMENT	00593335	PC0126BLDG	AMAZON MKTPL (Purchase)	Building New Dvlpmnt Srvc Fee	30.84
2026-02-11	JP MORGAN CHASE BANK, N.A. PROCUREMENT	00593348	PC0126INFO	BLUEBEAM INC. (Purchase)	Building New Dvlpmnt Srvc Fee	1,980.00
2026-02-11	JP MORGAN CHASE BANK, N.A. PROCUREMENT	00593348	PC0126INFO	BLUEBEAM INC. (Purchase)	Building New Dvlpmnt Srvc Fee	2,310.00
2026-02-11	JP MORGAN CHASE BANK, N.A. PROCUREMENT	00593335	PC0126BLDG	AMAZON MKTPL (Purchase)	Building New Dvlpmnt Srvc Fee	33.00
2026-02-11	JP MORGAN CHASE BANK, N.A. PROCUREMENT	00593335	PC0126BLDG	PRIMO BRANDS/WATERS (Purchase)	Building New Dvlpmnt Srvc Fee	274.69
2026-02-11	JP MORGAN CHASE BANK, N.A.	00593335	PC0126BLDG	AMAZON MKTPL (Purchase)	Building New Dvlpmnt	51.73

Payment Date	Vendor Name	Voucher No.	Invoice No.	Description	Fund Code	Amount Paid
	PROCUREMENT				Srvc Fee	
2026-02-11	JP MORGAN CHASE BANK, N.A. PROCUREMENT	00593335	PC0126BLDG	ICMA ONLINE (Purchase)	Building New Dvlpmnt Srvc Fee	123.37
2026-02-11	JP MORGAN CHASE BANK, N.A. PROCUREMENT	00593335	PC0126BLDG	SJ MERCURY NEWS CIR (Purchase)	Building New Dvlpmnt Srvc Fee	9.87
2026-02-11	JP MORGAN CHASE BANK, N.A. PROCUREMENT	00593335	PC0126BLDG	AMAZON.COM*P02IB6VE (Purchase)	Building New Dvlpmnt Srvc Fee	5.35
2026-02-11	JP MORGAN CHASE BANK, N.A. PROCUREMENT	00593335	PC0126BLDG	INT'L CODE COUNCIL (Purchase)	Building New Dvlpmnt Srvc Fee	360.00
2026-02-11	JP MORGAN CHASE BANK, N.A. PROCUREMENT	00593335	PC0126BLDG	INT'L CODE COUNCIL (Purchase)	Building New Dvlpmnt Srvc Fee	360.00
2026-02-11	JP MORGAN CHASE BANK, N.A. PROCUREMENT	00593335	PC0126BLDG	AMAZON MKTPL (Purchase)	Building New Dvlpmnt Srvc Fee	55.64
2026-02-11	JP MORGAN CHASE BANK, N.A. PROCUREMENT	00593338	PC0126CMSV	NONPROFITHOUSING (Purchase)	City Affordable Housing	40.00
2026-02-11	JP MORGAN CHASE BANK, N.A. PROCUREMENT	00593338	PC0126CMSV	NONPROFITHOUSING (Purchase)	City Affordable Housing	40.00
2026-02-11	JP MORGAN CHASE BANK, N.A. PROCUREMENT	00593338	PC0126CMSV	NONPROFITHOUSING (Credit)	City Affordable Housing	-40.00
2026-02-11	JP MORGAN CHASE BANK, N.A. PROCUREMENT	00593338	PC0126CMSV	NONPROFITHOUSING (Credit)	City Affordable Housing	-40.00
2026-02-11	JP MORGAN CHASE BANK, N.A. PROCUREMENT	00593335	PC0126BLDG	UNITED AIRLINES (Purchase)	Building Fee Admin Retainage	196.34
2026-02-11	JP MORGAN CHASE BANK, N.A. PROCUREMENT	00593354	PC0126STRT	PAYMENTUS CORP (Purchase)	Storm Drain	22.80
2026-02-11	JP MORGAN CHASE BANK, N.A. PROCUREMENT	00593354	PC0126STRT	BAY AREA AIR QUALIT (Purchase)	Storm Drain	773.00
2026-02-11	JP MORGAN CHASE BANK, N.A. PROCUREMENT	00593337	PC0126MNGR	BIZJTIX*ECONOMIC AN (Purchase)	General Fund	480.00
2026-02-11	JP MORGAN CHASE BANK, N.A. PROCUREMENT	00593337	PC0126MNGR	AMAZON MKTPL (Purchase)	General Fund	52.35
2026-02-11	JP MORGAN CHASE BANK, N.A. PROCUREMENT	00593337	PC0126MNGR	SJ MERCURY NEWS CIR (Purchase)	General Fund	18.00
2026-02-11	JP MORGAN CHASE BANK, N.A. PROCUREMENT	00593337	PC0126MNGR	AMERICAN AIRLINES (Purchase)	General Fund	836.23

Payment Date	Vendor Name	Voucher No.	Invoice No.	Description	Fund Code	Amount Paid
2026-02-11	JP MORGAN CHASE BANK, N.A. PROCUREMENT	00593337	PC0126MNGR	AMERICAN AIRLINES (Purchase)	General Fund	35.00
2026-02-11	JP MORGAN CHASE BANK, N.A. PROCUREMENT	00593337	PC0126MNGR	AMERICAN AIRLINES (Purchase)	General Fund	35.00
2026-02-11	JP MORGAN CHASE BANK, N.A. PROCUREMENT	00593337	PC0126MNGR	REMARKABLE (Purchase)	General Fund	2.99
2026-02-11	JP MORGAN CHASE BANK, N.A. PROCUREMENT	00593337	PC0126MNGR	BIZJTIX*ECONOMIC AN (Purchase)	General Fund	1,800.00
2026-02-11	JP MORGAN CHASE BANK, N.A. PROCUREMENT	00593337	PC0126MNGR	USMAYORS (Purchase)	General Fund	1,793.75
2026-02-11	JP MORGAN CHASE BANK, N.A. PROCUREMENT	00593337	PC0126MNGR	PANERA BREAD #20448 (Purchase)	S.C.Stadium Authority Ops	401.70
2026-02-11	JP MORGAN CHASE BANK, N.A. PROCUREMENT	00593338	PC0126CMSV	HOLIDAY INN EXPRESS (Purchase)	General Fund	2,494.71
2026-02-11	JP MORGAN CHASE BANK, N.A. PROCUREMENT	00593338	PC0126CMSV	HOLIDAY INN EXPRESS (Purchase)	General Fund	2,494.71
2026-02-11	JP MORGAN CHASE BANK, N.A. PROCUREMENT	00593338	PC0126CMSV	EFILEMYFORMS.COM (Purchase)	General Fund	10.00
2026-02-11	JP MORGAN CHASE BANK, N.A. PROCUREMENT	00593338	PC0126CMSV	WWW.NOVOCO.COM (Purchase)	Housing Successor	575.00
2026-02-11	JP MORGAN CHASE BANK, N.A. PROCUREMENT	00593338	PC0126CMSV	DROPBOX*VSG31CJMMYK (Purchase)	General Fund	90.00
2026-02-11	JP MORGAN CHASE BANK, N.A. PROCUREMENT	00593338	PC0126CMSV	FINELINE GRAPHICS & (Purchase)	General Fund	165.02
2026-02-11	JP MORGAN CHASE BANK, N.A. PROCUREMENT	00593337	PC0126MNGR	FEDEX (Purchase)	General Fund	76.38
2026-02-11	JP MORGAN CHASE BANK, N.A. PROCUREMENT	00593337	PC0126MNGR	AMAZON MKTPL (Purchase)	General Fund	21.78
2026-02-11	JP MORGAN CHASE BANK, N.A. PROCUREMENT	00593337	PC0126MNGR	AMAZON MKTPL (Purchase)	General Fund	128.76
2026-02-11	JP MORGAN CHASE BANK, N.A. PROCUREMENT	00593337	PC0126MNGR	SMART AND FINAL 448 (Purchase)	S.C.Stadium Authority Ops	11.44
2026-02-11	JP MORGAN CHASE BANK, N.A. PROCUREMENT	00593352	PC0126POLC	BESTBUYCOM807138099 (Purchase)	General Fund	492.12
2026-02-11	JP MORGAN CHASE BANK, N.A.	00593352	PC0126POLC	ZOOM.COM 888-799-96 (Purchase)	General Fund	168.00

Payment Date	Vendor Name	Voucher No.	Invoice No.	Description	Fund Code	Amount Paid
	PROCUREMENT					
2026-02-11	JP MORGAN CHASE BANK, N.A. PROCUREMENT	00593352	PC0126POLC	AMAZON MKTPL (Purchase)	General Fund	121.14
2026-02-11	JP MORGAN CHASE BANK, N.A. PROCUREMENT	00593352	PC0126POLC	AMAZON MKTPL (Purchase)	General Fund	45.66
2026-02-11	JP MORGAN CHASE BANK, N.A. PROCUREMENT	00593352	PC0126POLC	AMAZON MKTPL (Purchase)	General Fund	66.52
2026-02-11	JP MORGAN CHASE BANK, N.A. PROCUREMENT	00593352	PC0126POLC	AMAZON.COM*P35612K1 (Purchase)	General Fund	15.57
2026-02-11	JP MORGAN CHASE BANK, N.A. PROCUREMENT	00593352	PC0126POLC	AMAZON MKTPL (Purchase)	General Fund	13.72
2026-02-11	JP MORGAN CHASE BANK, N.A. PROCUREMENT	00593352	PC0126POLC	AMAZON MKTPL (Purchase)	General Fund	37.31
2026-02-11	JP MORGAN CHASE BANK, N.A. PROCUREMENT	00593352	PC0126POLC	AMAZON MKTPL (Purchase)	General Fund	129.51
2026-02-11	JP MORGAN CHASE BANK, N.A. PROCUREMENT	00593352	PC0126POLC	AMAZON MKTPL (Purchase)	General Fund	20.71
2026-02-11	JP MORGAN CHASE BANK, N.A. PROCUREMENT	00593352	PC0126POLC	THE HOME DEPOT #063 (Purchase)	General Fund	44.68
2026-02-11	JP MORGAN CHASE BANK, N.A. PROCUREMENT	00593352	PC0126POLC	FASTRAK CSC (Purchase)	General Fund	25.00
2026-02-11	JP MORGAN CHASE BANK, N.A. PROCUREMENT	00593352	PC0126POLC	AMAZON MKTPL (Purchase)	General Fund	32.37
2026-02-11	JP MORGAN CHASE BANK, N.A. PROCUREMENT	00593352	PC0126POLC	THE SOURCING GROUP (Purchase)	General Fund	720.23
2026-02-11	JP MORGAN CHASE BANK, N.A. PROCUREMENT	00593352	PC0126POLC	IN *ACE INTERDICTIO (Purchase)	General Fund	500.00
2026-02-11	JP MORGAN CHASE BANK, N.A. PROCUREMENT	00593352	PC0126POLC	SOUTHWEST (Purchase)	General Fund	649.57
2026-02-11	JP MORGAN CHASE BANK, N.A. PROCUREMENT	00593352	PC0126POLC	THEACADEMYI-F623E39 (Purchase)	General Fund	515.24
2026-02-11	JP MORGAN CHASE BANK, N.A. PROCUREMENT	00593352	PC0126POLC	USNORTHCOM WORLD CU (Purchase)	General Fund	185.00
2026-02-11	JP MORGAN CHASE BANK, N.A. PROCUREMENT	00593352	PC0126POLC	SAVAGE TRAINING GRO (Purchase)	General Fund	695.00

Payment Date	Vendor Name	Voucher No.	Invoice No.	Description	Fund Code	Amount Paid
2026-02-11	JP MORGAN CHASE BANK, N.A. PROCUREMENT	00593352	PC0126POLC	HOTEL POLARIS LODGI (Purchase)	General Fund	142.32
2026-02-11	JP MORGAN CHASE BANK, N.A. PROCUREMENT	00593352	PC0126POLC	THEACADEMYI-F623E42 (Purchase)	General Fund	388.57
2026-02-11	JP MORGAN CHASE BANK, N.A. PROCUREMENT	00593352	PC0126POLC	PIZZA MY HEART (Purchase)	General Fund	158.05
2026-02-11	JP MORGAN CHASE BANK, N.A. PROCUREMENT	00593352	PC0126POLC	SAFEWAY #0763 (Purchase)	General Fund	6.99
2026-02-11	JP MORGAN CHASE BANK, N.A. PROCUREMENT	00593352	PC0126POLC	EB *TEMPORARY HOLDI (Purchase)	General Fund	434.20
2026-02-11	JP MORGAN CHASE BANK, N.A. PROCUREMENT	00593352	PC0126POLC	EFX INFO SERVICES L (Purchase)	General Fund	19.41
2026-02-11	JP MORGAN CHASE BANK, N.A. PROCUREMENT	00593352	PC0126POLC	EFX INFO SERVICES L (Purchase)	General Fund	77.64
2026-02-11	JP MORGAN CHASE BANK, N.A. PROCUREMENT	00593352	PC0126POLC	EFX INFO SERVICES L (Purchase)	General Fund	77.64
2026-02-11	JP MORGAN CHASE BANK, N.A. PROCUREMENT	00593352	PC0126POLC	EFX INFO SERVICES L (Purchase)	General Fund	38.82
2026-02-11	JP MORGAN CHASE BANK, N.A. PROCUREMENT	00593352	PC0126POLC	PRI MANAGEMENT GROU (Purchase)	General Fund	278.25
2026-02-11	JP MORGAN CHASE BANK, N.A. PROCUREMENT	00593352	PC0126POLC	HOTEL POLARIS LODGI (Purchase)	General Fund	142.32
2026-02-11	JP MORGAN CHASE BANK, N.A. PROCUREMENT	00593352	PC0126POLC	THEACADEMYI-F623E422T (Credit)	General Fund	-40.00
2026-02-11	JP MORGAN CHASE BANK, N.A. PROCUREMENT	00593352	PC0126POLC	PRI MANAGEMENT GROU (Purchase)	General Fund	159.00
2026-02-11	JP MORGAN CHASE BANK, N.A. PROCUREMENT	00593352	PC0126POLC	NOAH'S-ONLINE CATER (Purchase)	General Fund	98.42
2026-02-11	JP MORGAN CHASE BANK, N.A. PROCUREMENT	00593352	PC0126POLC	PRI MANAGEMENT GROU (Purchase)	General Fund	159.00
2026-02-11	JP MORGAN CHASE BANK, N.A. PROCUREMENT	00593352	PC0126POLC	CALIFORNIA SEXUAL A (Purchase)	General Fund	620.00
2026-02-11	JP MORGAN CHASE BANK, N.A. PROCUREMENT	00593352	PC0126POLC	NOAH'S-ONLINE CATER (Purchase)	General Fund	98.42
2026-02-11	JP MORGAN CHASE BANK, N.A.	00593352	PC0126POLC	SOUTHWEST (Purchase)	General Fund	679.57

Payment Date	Vendor Name	Voucher No.	Invoice No.	Description	Fund Code	Amount Paid
	PROCUREMENT					
2026-02-11	JP MORGAN CHASE BANK, N.A. PROCUREMENT	00593352	PC0126POLC	CALIFORNIA PEACE OF (Purchase)	General Fund	250.00
2026-02-11	JP MORGAN CHASE BANK, N.A. PROCUREMENT	00593352	PC0126POLC	NOAH'S-ONLINE CATER (Purchase)	General Fund	98.42
2026-02-11	JP MORGAN CHASE BANK, N.A. PROCUREMENT	00593352	PC0126POLC	NOAH'S-ONLINE CATER (Purchase)	General Fund	98.42
2026-02-11	JP MORGAN CHASE BANK, N.A. PROCUREMENT	00593352	PC0126POLC	SAFEWAY #0763 (Purchase)	General Fund	36.11
2026-02-11	JP MORGAN CHASE BANK, N.A. PROCUREMENT	00593352	PC0126POLC	PRI MANAGEMENT GROU (Purchase)	General Fund	299.00
2026-02-11	JP MORGAN CHASE BANK, N.A. PROCUREMENT	00593352	PC0126POLC	REGIONAL TRAINING C (Purchase)	General Fund	643.75
2026-02-11	JP MORGAN CHASE BANK, N.A. PROCUREMENT	00593352	PC0126POLC	REGIONAL TRAINING C (Purchase)	General Fund	643.75
2026-02-11	JP MORGAN CHASE BANK, N.A. PROCUREMENT	00593352	PC0126POLC	SOUTHWEST (Purchase)	General Fund	481.60
2026-02-11	JP MORGAN CHASE BANK, N.A. PROCUREMENT	00593352	PC0126POLC	LENCO INDUSTRIES IN (Purchase)	General Fund	62.44
2026-02-11	JP MORGAN CHASE BANK, N.A. PROCUREMENT	00593352	PC0126POLC	SYMBOLARTS LLC (Purchase)	General Fund	1,248.23
2026-02-11	JP MORGAN CHASE BANK, N.A. PROCUREMENT	00593352	PC0126POLC	AUTO PLUS TOWING LL (Purchase)	General Fund	615.00
2026-02-11	JP MORGAN CHASE BANK, N.A. PROCUREMENT	00593352	PC0126POLC	TST*GREENLEES BAKER (Purchase)	General Fund	181.21
2026-02-11	JP MORGAN CHASE BANK, N.A. PROCUREMENT	00593352	PC0126POLC	IAPE (Purchase)	General Fund	65.00
2026-02-11	JP MORGAN CHASE BANK, N.A. PROCUREMENT	00593352	PC0126POLC	CALIFORNIA ASSOCIAT (Purchase)	General Fund	60.00
2026-02-11	JP MORGAN CHASE BANK, N.A. PROCUREMENT	00593352	PC0126POLC	AMAZON MKTPL (Purchase)	General Fund	60.06
2026-02-11	JP MORGAN CHASE BANK, N.A. PROCUREMENT	00593352	PC0126POLC	AMAZON MKTPL (Purchase)	General Fund	10.90
2026-02-11	JP MORGAN CHASE BANK, N.A. PROCUREMENT	00593352	PC0126POLC	DIY AWARDS (Purchase)	General Fund	229.99

Payment Date	Vendor Name	Voucher No.	Invoice No.	Description	Fund Code	Amount Paid
2026-02-11	JP MORGAN CHASE BANK, N.A. PROCUREMENT	00593352	PC0126POLC	AMAZON MKTPL (Purchase)	General Fund	34.74
2026-02-11	JP MORGAN CHASE BANK, N.A. PROCUREMENT	00593352	PC0126POLC	AMAZON MKTPL (Purchase)	General Fund	43.62
2026-02-11	JP MORGAN CHASE BANK, N.A. PROCUREMENT	00593352	PC0126POLC	AMAZON MKTPL (Purchase)	General Fund	69.48
2026-02-11	JP MORGAN CHASE BANK, N.A. PROCUREMENT	00593352	PC0126POLC	ATT (Purchase)	General Fund	300.00
2026-02-11	JP MORGAN CHASE BANK, N.A. PROCUREMENT	00593352	PC0126POLC	ATT (Purchase)	General Fund	875.00
2026-02-11	JP MORGAN CHASE BANK, N.A. PROCUREMENT	00593352	PC0126POLC	ATT (Purchase)	General Fund	900.00
2026-02-11	JP MORGAN CHASE BANK, N.A. PROCUREMENT	00593352	PC0126POLC	STARBUCKS STORE 056 (Purchase)	General Fund	49.00
2026-02-11	JP MORGAN CHASE BANK, N.A. PROCUREMENT	00593352	PC0126POLC	SAFEWAY #0763 (Purchase)	General Fund	54.24
2026-02-11	JP MORGAN CHASE BANK, N.A. PROCUREMENT	00593352	PC0126POLC	DIY AWARDS (Purchase)	General Fund	569.97
2026-02-11	JP MORGAN CHASE BANK, N.A. PROCUREMENT	00593352	PC0126POLC	THOMSON WEST (Purchase)	General Fund	1,197.00
2026-02-11	JP MORGAN CHASE BANK, N.A. PROCUREMENT	00593352	PC0126POLC	THOMSON WEST (Purchase)	General Fund	1,197.00
2026-02-11	JP MORGAN CHASE BANK, N.A. PROCUREMENT	00593352	PC0126POLC	FS *FINEPRINT (Purchase)	General Fund	216.00
2026-02-11	JP MORGAN CHASE BANK, N.A. PROCUREMENT	00593352	PC0126POLC	AMAZON MKTPL (Purchase)	General Fund	69.48
2026-02-11	JP MORGAN CHASE BANK, N.A. PROCUREMENT	00593352	PC0126POLC	AMAZON MKTPLACE PMTS (Credit)	General Fund	-34.74
2026-02-11	JP MORGAN CHASE BANK, N.A. PROCUREMENT	00593352	PC0126POLC	AMAZON MKTPLACE PMTS (Credit)	General Fund	-69.48
2026-02-11	JP MORGAN CHASE BANK, N.A. PROCUREMENT	00593352	PC0126POLC	FS *FINEPRINT (Purchase)	General Fund	18.00
2026-02-11	JP MORGAN CHASE BANK, N.A. PROCUREMENT	00593352	PC0126POLC	FS *FINEPRINT (Purchase)	General Fund	15.00
2026-02-11	JP MORGAN CHASE BANK, N.A.	00593352	PC0126POLC	FS *FINEPRINT (Purchase)	General Fund	54.00

Payment Date	Vendor Name	Voucher No.	Invoice No.	Description	Fund Code	Amount Paid
	PROCUREMENT					
2026-02-11	JP MORGAN CHASE BANK, N.A. PROCUREMENT	00593354	PC0126STRT	THE HOME DEPOT #063 (Purchase)	General Fund	289.79
2026-02-11	JP MORGAN CHASE BANK, N.A. PROCUREMENT	00593354	PC0126STRT	THE HOME DEPOT #064 (Purchase)	General Fund	265.38
2026-02-11	JP MORGAN CHASE BANK, N.A. PROCUREMENT	00593354	PC0126STRT	THE HOME DEPOT #063 (Purchase)	General Fund	502.62
2026-02-11	JP MORGAN CHASE BANK, N.A. PROCUREMENT	00593354	PC0126STRT	HARBOR FREIGHT TOOL (Purchase)	General Fund	344.79
2026-02-11	JP MORGAN CHASE BANK, N.A. PROCUREMENT	00593354	PC0126STRT	AMAZON MKTPL (Purchase)	General Fund	211.46
2026-02-11	JP MORGAN CHASE BANK, N.A. PROCUREMENT	00593354	PC0126STRT	THE HOME DEPOT #063 (Purchase)	General Fund	427.49
2026-02-11	JP MORGAN CHASE BANK, N.A. PROCUREMENT	00593354	PC0126STRT	CA DEPT PEST REGS L (Purchase)	General Fund	140.00
2026-02-11	JP MORGAN CHASE BANK, N.A. PROCUREMENT	00593354	PC0126STRT	CA DEPT PEST REGS L (Purchase)	General Fund	210.00
2026-02-11	JP MORGAN CHASE BANK, N.A. PROCUREMENT	00593354	PC0126STRT	CA DEPT PEST REGS L (Purchase)	General Fund	140.00
2026-02-11	JP MORGAN CHASE BANK, N.A. PROCUREMENT	00593354	PC0126STRT	AMAZON MKTPL (Purchase)	General Fund	30.08
2026-02-11	JP MORGAN CHASE BANK, N.A. PROCUREMENT	00593354	PC0126STRT	THE HOME DEPOT #063 (Purchase)	General Fund	213.72
2026-02-11	JP MORGAN CHASE BANK, N.A. PROCUREMENT	00593354	PC0126STRT	AMAZON MKTPL (Purchase)	General Fund	200.54
2026-02-11	JP MORGAN CHASE BANK, N.A. PROCUREMENT	00593354	PC0126STRT	THE HOME DEPOT #063 (Purchase)	General Fund	87.23
2026-02-11	JP MORGAN CHASE BANK, N.A. PROCUREMENT	00593354	PC0126STRT	THOMAS U WARREN INC (Purchase)	General Fund	1,586.77
2026-02-11	JP MORGAN CHASE BANK, N.A. PROCUREMENT	00593354	PC0126STRT	SQ *PI-SQUARED ENVI (Purchase)	General Fund	250.00
2026-02-11	JP MORGAN CHASE BANK, N.A. PROCUREMENT	00593354	PC0126STRT	NATIONAL STORMWATER (Purchase)	General Fund	150.00
2026-02-11	JP MORGAN CHASE BANK, N.A. PROCUREMENT	00593355	PC0126WATR	AMAZON.COM*TX7QO5WK (Purchase)	General Fund	57.29

Payment Date	Vendor Name	Voucher No.	Invoice No.	Description	Fund Code	Amount Paid
2026-02-11	JP MORGAN CHASE BANK, N.A. PROCUREMENT	00593355	PC0126WATR	GRAINGER (Purchase)	General Fund	296.76
2026-02-11	JP MORGAN CHASE BANK, N.A. PROCUREMENT	00593355	PC0126WATR	GRAINGER (Purchase)	General Fund	269.74
2026-02-11	JP MORGAN CHASE BANK, N.A. PROCUREMENT	00593355	PC0126WATR	AIRGAS LLC - WEST W (Purchase)	General Fund	120.65
2026-02-11	JP MORGAN CHASE BANK, N.A. PROCUREMENT	00593355	PC0126WATR	THE HOME DEPOT #063 (Purchase)	General Fund	373.50
2026-02-11	JP MORGAN CHASE BANK, N.A. PROCUREMENT	00593355	PC0126WATR	THE HOME DEPOT #063 (Purchase)	General Fund	25.36
2026-02-11	JP MORGAN CHASE BANK, N.A. PROCUREMENT	00593355	PC0126WATR	AIRGAS LLC - WEST W (Purchase)	General Fund	603.20
2026-02-11	JP MORGAN CHASE BANK, N.A. PROCUREMENT	00593355	PC0126WATR	WELDER S HEAVEN (Purchase)	General Fund	753.07
2026-02-11	JP MORGAN CHASE BANK, N.A. PROCUREMENT	00593355	PC0126WATR	AIRGAS LLC - WEST W (Purchase)	General Fund	224.75
2026-02-11	JP MORGAN CHASE BANK, N.A. PROCUREMENT	00593355	PC0126WATR	AIRGAS LLC - WEST W (Purchase)	General Fund	83.34
2026-02-11	JP MORGAN CHASE BANK, N.A. PROCUREMENT	00593355	PC0126WATR	AIRGAS LLC - WEST W (Purchase)	General Fund	584.57
2026-02-11	JP MORGAN CHASE BANK, N.A. PROCUREMENT	00593363	PC0126CNCL	NATIONAL LE (Credit)	General Fund	-110.00
2026-02-11	JP MORGAN CHASE BANK, N.A. PROCUREMENT	00593350	PC0126PARK	THE HOME DEPOT #063 (Purchase)	General Fund	66.37
2026-02-11	JP MORGAN CHASE BANK, N.A. PROCUREMENT	00593350	PC0126PARK	THE HOME DEPOT #063 (Purchase)	General Fund	115.56
2026-02-11	JP MORGAN CHASE BANK, N.A. PROCUREMENT	00593351	PC0126PLAN	EB *2026 STATE OF T (Purchase)	General Fund	108.55
2026-02-11	JP MORGAN CHASE BANK, N.A. PROCUREMENT	00593351	PC0126PLAN	EB *2026 STATE OF T (Purchase)	General Fund	108.55
2026-02-11	JP MORGAN CHASE BANK, N.A. PROCUREMENT	00593351	PC0126PLAN	EB *2026 STATE OF T (Purchase)	General Fund	108.55
2026-02-11	JP MORGAN CHASE BANK, N.A. PROCUREMENT	00593351	PC0126PLAN	EB *2026 STATE OF T (Purchase)	General Fund	108.55
2026-02-11	JP MORGAN CHASE BANK, N.A.	00593351	PC0126PLAN	EB *2026 STATE OF T (Purchase)	General Fund	108.55

Payment Date	Vendor Name	Voucher No.	Invoice No.	Description	Fund Code	Amount Paid
	PROCUREMENT					
2026-02-11	JP MORGAN CHASE BANK, N.A. PROCUREMENT	00593351	PC0126PLAN	EB *2026 STATE OF T (Purchase)	General Fund	108.55
2026-02-11	JP MORGAN CHASE BANK, N.A. PROCUREMENT	00593351	PC0126PLAN	EB *2026 STATE OF T (Purchase)	General Fund	108.55
2026-02-11	JP MORGAN CHASE BANK, N.A. PROCUREMENT	00593351	PC0126PLAN	EB *2026 STATE OF T (Purchase)	General Fund	108.55
2026-02-11	JP MORGAN CHASE BANK, N.A. PROCUREMENT	00593351	PC0126PLAN	EB *2026 STATE OF T (Purchase)	General Fund	108.55
2026-02-11	JP MORGAN CHASE BANK, N.A. PROCUREMENT	00593351	PC0126PLAN	EB *2026 STATE OF T (Purchase)	General Fund	108.55
2026-02-11	JP MORGAN CHASE BANK, N.A. PROCUREMENT	00593351	PC0126PLAN	USPS PO 0569480201 (Purchase)	General Fund	2.34
2026-02-11	JP MORGAN CHASE BANK, N.A. PROCUREMENT	00593351	PC0126PLAN	TST*MISSION CITY GR (Purchase)	General Fund	649.62
2026-02-11	JP MORGAN CHASE BANK, N.A. PROCUREMENT	00593351	PC0126PLAN	SPECIALTYS.COM (Purchase)	General Fund	166.93
2026-02-11	JP MORGAN CHASE BANK, N.A. PROCUREMENT	00593351	PC0126PLAN	EB *2026 STATE OF THE (Credit)	General Fund	-108.55
2026-02-11	JP MORGAN CHASE BANK, N.A. PROCUREMENT	00593351	PC0126PLAN	EB *2026 STATE OF THE (Credit)	General Fund	-108.55
2026-02-11	JP MORGAN CHASE BANK, N.A. PROCUREMENT	00593351	PC0126PLAN	EB *2026 STATE OF THE (Credit)	General Fund	-108.55
2026-02-11	JP MORGAN CHASE BANK, N.A. PROCUREMENT	00593351	PC0126PLAN	EB *2026 STATE OF THE (Credit)	General Fund	-108.55
2026-02-11	JP MORGAN CHASE BANK, N.A. PROCUREMENT	00593351	PC0126PLAN	EB *2026 STATE OF THE (Credit)	General Fund	-108.55
2026-02-11	JP MORGAN CHASE BANK, N.A. PROCUREMENT	00593351	PC0126PLAN	EB *2026 STATE OF THE (Credit)	General Fund	-108.55
2026-02-11	JP MORGAN CHASE BANK, N.A. PROCUREMENT	00593351	PC0126PLAN	EB *2026 STATE OF THE (Credit)	General Fund	-108.55
2026-02-11	JP MORGAN CHASE BANK, N.A. PROCUREMENT	00593351	PC0126PLAN	EB *2026 STATE OF THE (Credit)	General Fund	-108.55
2026-02-11	JP MORGAN CHASE BANK, N.A. PROCUREMENT	00593351	PC0126PLAN	SJ MERCURY NEWS CIR (Purchase)	General Fund	37.64

Payment Date	Vendor Name	Voucher No.	Invoice No.	Description	Fund Code	Amount Paid
2026-02-11	JP MORGAN CHASE BANK, N.A. PROCUREMENT	00593352	PC0126POLC	CHEWY.COM (Purchase)	General Fund	82.97
2026-02-11	JP MORGAN CHASE BANK, N.A. PROCUREMENT	00593352	PC0126POLC	AMAZON MKTPL (Purchase)	General Fund	62.18
2026-02-11	JP MORGAN CHASE BANK, N.A. PROCUREMENT	00593352	PC0126POLC	AMAZON.COM*GQ03O97C (Purchase)	General Fund	146.22
2026-02-11	JP MORGAN CHASE BANK, N.A. PROCUREMENT	00593352	PC0126POLC	AMAZON MKTPL (Purchase)	General Fund	10.90
2026-02-11	JP MORGAN CHASE BANK, N.A. PROCUREMENT	00593352	PC0126POLC	AMAZON MKTPL (Purchase)	General Fund	1,080.33
2026-02-11	JP MORGAN CHASE BANK, N.A. PROCUREMENT	00593352	PC0126POLC	AMAZON MKTPL (Purchase)	General Fund	214.98
2026-02-11	JP MORGAN CHASE BANK, N.A. PROCUREMENT	00593352	PC0126POLC	AMAZON MKTPL (Purchase)	General Fund	32.73
2026-02-11	JP MORGAN CHASE BANK, N.A. PROCUREMENT	00593352	PC0126POLC	CHEWY.COM (Purchase)	General Fund	63.51
2026-02-11	JP MORGAN CHASE BANK, N.A. PROCUREMENT	00593352	PC0126POLC	THE UPS STORE 6844 (Purchase)	General Fund	16.01
2026-02-11	JP MORGAN CHASE BANK, N.A. PROCUREMENT	00593352	PC0126POLC	THE UPS STORE 6844 (Purchase)	General Fund	14.34
2026-02-11	JP MORGAN CHASE BANK, N.A. PROCUREMENT	00593352	PC0126POLC	THE UPS STORE 6844 (Purchase)	General Fund	16.94
2026-02-11	JP MORGAN CHASE BANK, N.A. PROCUREMENT	00593352	PC0126POLC	THE UPS STORE 6844 (Purchase)	General Fund	17.18
2026-02-11	JP MORGAN CHASE BANK, N.A. PROCUREMENT	00593352	PC0126POLC	AMAZON MKTPL (Purchase)	General Fund	436.49
2026-02-11	JP MORGAN CHASE BANK, N.A. PROCUREMENT	00593352	PC0126POLC	AMAZON MKTPL (Purchase)	General Fund	870.80
2026-02-11	JP MORGAN CHASE BANK, N.A. PROCUREMENT	00593352	PC0126POLC	THE UPS STORE 6844 (Purchase)	General Fund	14.34
2026-02-11	JP MORGAN CHASE BANK, N.A. PROCUREMENT	00593352	PC0126POLC	THE UPS STORE 6844 (Purchase)	General Fund	22.63
2026-02-11	JP MORGAN CHASE BANK, N.A. PROCUREMENT	00593352	PC0126POLC	THE UPS STORE 6844 (Purchase)	General Fund	16.01
2026-02-11	JP MORGAN CHASE BANK, N.A.	00593352	PC0126POLC	AMAZON MKTPL (Purchase)	General Fund	29.66

Payment Date	Vendor Name	Voucher No.	Invoice No.	Description	Fund Code	Amount Paid
	PROCUREMENT					
2026-02-11	JP MORGAN CHASE BANK, N.A. PROCUREMENT	00593352	PC0126POLC	AMAZON MKTPL (Purchase)	General Fund	81.37
2026-02-11	JP MORGAN CHASE BANK, N.A. PROCUREMENT	00593352	PC0126POLC	COMCAST / XFINITY (Purchase)	General Fund	25.00
2026-02-11	JP MORGAN CHASE BANK, N.A. PROCUREMENT	00593352	PC0126POLC	THE HIGHLAND MINT (Purchase)	General Fund	2,900.00
2026-02-11	JP MORGAN CHASE BANK, N.A. PROCUREMENT	00593352	PC0126POLC	THE UPS STORE 6844 (Purchase)	General Fund	18.15
2026-02-11	JP MORGAN CHASE BANK, N.A. PROCUREMENT	00593352	PC0126POLC	ULINE (Purchase)	General Fund	130.52
2026-02-11	JP MORGAN CHASE BANK, N.A. PROCUREMENT	00593352	PC0126POLC	AMAZON MKTPL (Purchase)	General Fund	69.78
2026-02-11	JP MORGAN CHASE BANK, N.A. PROCUREMENT	00593352	PC0126POLC	BESTBUYCOM807137509 (Purchase)	General Fund	224.24
2026-02-11	JP MORGAN CHASE BANK, N.A. PROCUREMENT	00593352	PC0126POLC	AMAZON.COM*8H8E662B (Purchase)	General Fund	282.36
2026-02-11	JP MORGAN CHASE BANK, N.A. PROCUREMENT	00593352	PC0126POLC	AMAZON MKTPL (Purchase)	General Fund	225.88
2026-02-11	JP MORGAN CHASE BANK, N.A. PROCUREMENT	00593352	PC0126POLC	AMAZON.COM*1S9XW8PE (Purchase)	General Fund	7.75
2026-02-11	JP MORGAN CHASE BANK, N.A. PROCUREMENT	00593352	PC0126POLC	AMAZON MKTPL (Purchase)	General Fund	177.75
2026-02-11	JP MORGAN CHASE BANK, N.A. PROCUREMENT	00593352	PC0126POLC	AMAZON.COM*E60WJ21R (Purchase)	General Fund	185.46
2026-02-11	JP MORGAN CHASE BANK, N.A. PROCUREMENT	00593352	PC0126POLC	AMAZON.COM*060JE9XA (Purchase)	General Fund	74.97
2026-02-11	JP MORGAN CHASE BANK, N.A. PROCUREMENT	00593352	PC0126POLC	SP SMSLASER (Purchase)	General Fund	350.00
2026-02-11	JP MORGAN CHASE BANK, N.A. PROCUREMENT	00593352	PC0126POLC	AMAZON MKTPL (Purchase)	General Fund	37.31
2026-02-11	JP MORGAN CHASE BANK, N.A. PROCUREMENT	00593352	PC0126POLC	AMAZON MKTPL (Purchase)	General Fund	39.27
2026-02-11	JP MORGAN CHASE BANK, N.A. PROCUREMENT	00593352	PC0126POLC	AMAZON MKTPLACE PMTS (Credit)	General Fund	-37.31

Payment Date	Vendor Name	Voucher No.	Invoice No.	Description	Fund Code	Amount Paid
2026-02-11	JP MORGAN CHASE BANK, N.A. PROCUREMENT	00593352	PC0126POLC	AMAZON.COM*PA89A55U (Purchase)	General Fund	27.27
2026-02-11	JP MORGAN CHASE BANK, N.A. PROCUREMENT	00593352	PC0126POLC	SMART AND FINAL 448 (Purchase)	General Fund	143.89
2026-02-11	JP MORGAN CHASE BANK, N.A. PROCUREMENT	00593352	PC0126POLC	LITTLE CAESARS 3316 (Purchase)	General Fund	163.27
2026-02-11	JP MORGAN CHASE BANK, N.A. PROCUREMENT	00593352	PC0126POLC	SMART AND FINAL 448 (Purchase)	General Fund	60.53
2026-02-11	JP MORGAN CHASE BANK, N.A. PROCUREMENT	00593352	PC0126POLC	LITTLE CAESARS 3316 (Purchase)	General Fund	88.06
2026-02-11	JP MORGAN CHASE BANK, N.A. PROCUREMENT	00593352	PC0126POLC	LITTLE CAESARS 3316 (Purchase)	General Fund	254.59
2026-02-11	JP MORGAN CHASE BANK, N.A. PROCUREMENT	00593352	PC0126POLC	MOD PIZZA SANTA CLA (Purchase)	General Fund	16.91
2026-02-11	JP MORGAN CHASE BANK, N.A. PROCUREMENT	00593352	PC0126POLC	LITTLE CAESARS 3316 (Purchase)	General Fund	276.94
2026-02-11	JP MORGAN CHASE BANK, N.A. PROCUREMENT	00593352	PC0126POLC	LITTLE CAESARS 3316 (Purchase)	General Fund	98.13
2026-02-11	JP MORGAN CHASE BANK, N.A. PROCUREMENT	00593352	PC0126POLC	SMART AND FINAL 448 (Purchase)	General Fund	136.89
2026-02-11	JP MORGAN CHASE BANK, N.A. PROCUREMENT	00593352	PC0126POLC	LITTLE CAESARS 3316 (Purchase)	General Fund	71.96
2026-02-11	JP MORGAN CHASE BANK, N.A. PROCUREMENT	00593352	PC0126POLC	SP DRIVER TRAINING (Purchase)	General Fund	158.40
2026-02-11	JP MORGAN CHASE BANK, N.A. PROCUREMENT	00593352	PC0126POLC	IN *THE ED. JONES C (Purchase)	General Fund	607.28
2026-02-11	JP MORGAN CHASE BANK, N.A. PROCUREMENT	00593352	PC0126POLC	CHICK-FIL-A #03876 (Purchase)	General Fund	7.37
2026-02-11	JP MORGAN CHASE BANK, N.A. PROCUREMENT	00593352	PC0126POLC	CHICK-FIL-A #03876 (Purchase)	General Fund	7.37
2026-02-11	JP MORGAN CHASE BANK, N.A. PROCUREMENT	00593352	PC0126POLC	CHICK-FIL-A #03876 (Purchase)	General Fund	7.38
2026-02-11	JP MORGAN CHASE BANK, N.A. PROCUREMENT	00593352	PC0126POLC	NOAHS_MOBILE (Purchase)	General Fund	22.56
2026-02-11	JP MORGAN CHASE BANK, N.A.	00593352	PC0126POLC	7-ELEVEN 23585 (Purchase)	General Fund	3.06

Payment Date	Vendor Name	Voucher No.	Invoice No.	Description	Fund Code	Amount Paid
	PROCUREMENT					
2026-02-11	JP MORGAN CHASE BANK, N.A. PROCUREMENT	00593352	PC0126POLC	7-ELEVEN 23585 (Purchase)	General Fund	3.07
2026-02-11	JP MORGAN CHASE BANK, N.A. PROCUREMENT	00593352	PC0126POLC	NOAHS_MOBILE (Purchase)	General Fund	22.56
2026-02-11	JP MORGAN CHASE BANK, N.A. PROCUREMENT	00593352	PC0126POLC	NOAHS_MOBILE (Purchase)	General Fund	22.55
2026-02-11	JP MORGAN CHASE BANK, N.A. PROCUREMENT	00593352	PC0126POLC	7-ELEVEN 23585 (Purchase)	General Fund	3.06
2026-02-11	JP MORGAN CHASE BANK, N.A. PROCUREMENT	00593352	PC0126POLC	HABIT SANTA CLARA # (Purchase)	General Fund	13.95
2026-02-11	JP MORGAN CHASE BANK, N.A. PROCUREMENT	00593352	PC0126POLC	HABIT SANTA CLARA # (Purchase)	General Fund	13.95
2026-02-11	JP MORGAN CHASE BANK, N.A. PROCUREMENT	00593352	PC0126POLC	HABIT SANTA CLARA # (Purchase)	General Fund	13.94
2026-02-11	JP MORGAN CHASE BANK, N.A. PROCUREMENT	00593352	PC0126POLC	NOAHS_MOBILE (Purchase)	General Fund	22.56
2026-02-11	JP MORGAN CHASE BANK, N.A. PROCUREMENT	00593352	PC0126POLC	NOAHS_MOBILE (Purchase)	General Fund	22.56
2026-02-11	JP MORGAN CHASE BANK, N.A. PROCUREMENT	00593352	PC0126POLC	NOAHS_MOBILE (Purchase)	General Fund	22.55
2026-02-11	JP MORGAN CHASE BANK, N.A. PROCUREMENT	00593352	PC0126POLC	7-ELEVEN 23585 (Purchase)	General Fund	3.06
2026-02-11	JP MORGAN CHASE BANK, N.A. PROCUREMENT	00593352	PC0126POLC	7-ELEVEN 23585 (Purchase)	General Fund	3.06
2026-02-11	JP MORGAN CHASE BANK, N.A. PROCUREMENT	00593352	PC0126POLC	7-ELEVEN 23585 (Purchase)	General Fund	3.07
2026-02-11	JP MORGAN CHASE BANK, N.A. PROCUREMENT	00593352	PC0126POLC	NOAHS_MOBILE (Purchase)	General Fund	14.56
2026-02-11	JP MORGAN CHASE BANK, N.A. PROCUREMENT	00593352	PC0126POLC	NOAHS_MOBILE (Purchase)	General Fund	14.56
2026-02-11	JP MORGAN CHASE BANK, N.A. PROCUREMENT	00593352	PC0126POLC	NOAHS_MOBILE (Purchase)	General Fund	14.56
2026-02-11	JP MORGAN CHASE BANK, N.A. PROCUREMENT	00593352	PC0126POLC	GRAMMARLY* MD8C0KO (Purchase)	General Fund	144.00

Payment Date	Vendor Name	Voucher No.	Invoice No.	Description	Fund Code	Amount Paid
2026-02-11	JP MORGAN CHASE BANK, N.A. PROCUREMENT	00593352	PC0126POLC	IN-N-OUT SANTA CLAR (Purchase)	General Fund	7.69
2026-02-11	JP MORGAN CHASE BANK, N.A. PROCUREMENT	00593352	PC0126POLC	IN-N-OUT SANTA CLAR (Purchase)	General Fund	7.69
2026-02-11	JP MORGAN CHASE BANK, N.A. PROCUREMENT	00593352	PC0126POLC	IN-N-OUT SANTA CLAR (Purchase)	General Fund	7.70
2026-02-11	JP MORGAN CHASE BANK, N.A. PROCUREMENT	00593352	PC0126POLC	NOAHS_MOBILE (Purchase)	General Fund	14.56
2026-02-11	JP MORGAN CHASE BANK, N.A. PROCUREMENT	00593352	PC0126POLC	NOAHS_MOBILE (Purchase)	General Fund	14.56
2026-02-11	JP MORGAN CHASE BANK, N.A. PROCUREMENT	00593352	PC0126POLC	NOAHS_MOBILE (Purchase)	General Fund	14.56
2026-02-11	JP MORGAN CHASE BANK, N.A. PROCUREMENT	00593352	PC0126POLC	BESTBUYCOM807134609 (Purchase)	General Fund	492.13
2026-02-11	JP MORGAN CHASE BANK, N.A. PROCUREMENT	00593352	PC0126POLC	THE HOME DEPOT #063 (Purchase)	General Fund	87.28
2026-02-11	JP MORGAN CHASE BANK, N.A. PROCUREMENT	00593352	PC0126POLC	INFINITE PRODUCTS G (Purchase)	General Fund	958.74
2026-02-11	JP MORGAN CHASE BANK, N.A. PROCUREMENT	00593352	PC0126POLC	RCP26.COM BADGES (Purchase)	General Fund	1,047.00
2026-02-11	JP MORGAN CHASE BANK, N.A. PROCUREMENT	00593335	PC0126BLDG	AMAZON MKTPL (Purchase)	General Fund	7.64
2026-02-11	JP MORGAN CHASE BANK, N.A. PROCUREMENT	00593335	PC0126BLDG	AMAZON MKTPL (Purchase)	General Fund	8.18
2026-02-11	JP MORGAN CHASE BANK, N.A. PROCUREMENT	00593335	PC0126BLDG	AMAZON MKTPL (Purchase)	General Fund	9.94
2026-02-11	JP MORGAN CHASE BANK, N.A. PROCUREMENT	00593335	PC0126BLDG	ICMA ONLINE (Purchase)	General Fund	41.05
2026-02-11	JP MORGAN CHASE BANK, N.A. PROCUREMENT	00593335	PC0126BLDG	ICMA ONLINE (Purchase)	General Fund	35.58
2026-02-11	JP MORGAN CHASE BANK, N.A. PROCUREMENT	00593335	PC0126BLDG	SJ MERCURY NEWS CIR (Purchase)	General Fund	3.18
2026-02-11	JP MORGAN CHASE BANK, N.A. PROCUREMENT	00593335	PC0126BLDG	SJ MERCURY NEWS CIR (Purchase)	General Fund	2.45
2026-02-11	JP MORGAN CHASE BANK, N.A.	00593335	PC0126BLDG	AMAZON.COM*P02IB6VE (Purchase)	General Fund	1.72

Payment Date	Vendor Name	Voucher No.	Invoice No.	Description	Fund Code	Amount Paid
	PROCUREMENT					
2026-02-11	JP MORGAN CHASE BANK, N.A. PROCUREMENT	00593335	PC0126BLDG	AMAZON.COM*P02IB6VE (Purchase)	General Fund	1.33
2026-02-11	JP MORGAN CHASE BANK, N.A. PROCUREMENT	00593336	PC0126ATTY	FEDEX (Purchase)	General Fund	22.93
2026-02-11	JP MORGAN CHASE BANK, N.A. PROCUREMENT	00593337	PC0126MNGR	AMAZON MKTPL (Purchase)	General Fund	63.28
2026-02-11	JP MORGAN CHASE BANK, N.A. PROCUREMENT	00593337	PC0126MNGR	AMAZON MKTPL (Purchase)	General Fund	43.16
2026-02-11	JP MORGAN CHASE BANK, N.A. PROCUREMENT	00593337	PC0126MNGR	AMAZON MKTPL (Purchase)	General Fund	116.88
2026-02-11	JP MORGAN CHASE BANK, N.A. PROCUREMENT	00593337	PC0126MNGR	AMAZON MKTPL (Purchase)	General Fund	275.92
2026-02-11	JP MORGAN CHASE BANK, N.A. PROCUREMENT	00593337	PC0126MNGR	COSTCO WHSE #0129 (Purchase)	General Fund	453.76
2026-02-11	JP MORGAN CHASE BANK, N.A. PROCUREMENT	00593337	PC0126MNGR	SQ *NICK THE GREEK (Purchase)	General Fund	767.94
2026-02-11	JP MORGAN CHASE BANK, N.A. PROCUREMENT	00593337	PC0126MNGR	MENDOCINOFARMS (Purchase)	General Fund	173.88
2026-02-11	JP MORGAN CHASE BANK, N.A. PROCUREMENT	00593337	PC0126MNGR	AMAZON MKTPL (Purchase)	General Fund	60.95
2026-02-11	JP MORGAN CHASE BANK, N.A. PROCUREMENT	00593337	PC0126MNGR	AMAZON MKTPL (Purchase)	General Fund	129.31
2026-02-11	JP MORGAN CHASE BANK, N.A. PROCUREMENT	00593337	PC0126MNGR	AMAZON MKTPL (Purchase)	General Fund	58.90
2026-02-11	JP MORGAN CHASE BANK, N.A. PROCUREMENT	00593337	PC0126MNGR	SQ *PORTUGUESE TAST (Purchase)	General Fund	48.00
2026-02-11	JP MORGAN CHASE BANK, N.A. PROCUREMENT	00593337	PC0126MNGR	TERIYAKIMADNESSCATE (Purchase)	General Fund	827.79
2026-02-11	JP MORGAN CHASE BANK, N.A. PROCUREMENT	00593337	PC0126MNGR	AMAZON MKTPL (Purchase)	General Fund	43.62
2026-02-11	JP MORGAN CHASE BANK, N.A. PROCUREMENT	00593337	PC0126MNGR	AMAZON MKTPL (Purchase)	General Fund	214.36
2026-02-11	JP MORGAN CHASE BANK, N.A. PROCUREMENT	00593337	PC0126MNGR	AMAZON MKTPL (Purchase)	General Fund	18.52

Payment Date	Vendor Name	Voucher No.	Invoice No.	Description	Fund Code	Amount Paid
2026-02-11	JP MORGAN CHASE BANK, N.A. PROCUREMENT	00593337	PC0126MNGR	AMAZON MKTPL (Purchase)	General Fund	198.28
2026-02-11	JP MORGAN CHASE BANK, N.A. PROCUREMENT	00593337	PC0126MNGR	THE ATHLETIC (Purchase)	S.C.Stadium Authority Ops	7.99
2026-02-11	JP MORGAN CHASE BANK, N.A. PROCUREMENT	00593337	PC0126MNGR	WHITE ELEPHANT GOUR (Purchase)	General Fund	161.25
2026-02-11	JP MORGAN CHASE BANK, N.A. PROCUREMENT	00593337	PC0126MNGR	MMANC (Purchase)	General Fund	95.00
2026-02-11	JP MORGAN CHASE BANK, N.A. PROCUREMENT	00593337	PC0126MNGR	AMAZON MKTPL (Purchase)	General Fund	90.20
2026-02-11	JP MORGAN CHASE BANK, N.A. PROCUREMENT	00593337	PC0126MNGR	AMAZON MKTPL (Purchase)	General Fund	270.82
2026-02-11	JP MORGAN CHASE BANK, N.A. PROCUREMENT	00593337	PC0126MNGR	THE HOME DEPOT #063 (Purchase)	General Fund	118.03
2026-02-11	JP MORGAN CHASE BANK, N.A. PROCUREMENT	00593337	PC0126MNGR	SPI*DIRECTV SERVICE (Purchase)	General Fund	149.99
2026-02-11	JP MORGAN CHASE BANK, N.A. PROCUREMENT	00593337	PC0126MNGR	AMAZON MKTPL (Purchase)	General Fund	40.37
2026-02-11	JP MORGAN CHASE BANK, N.A. PROCUREMENT	00593337	PC0126MNGR	AMAZON.COM*1I68T6P2 (Purchase)	General Fund	730.05
2026-02-11	JP MORGAN CHASE BANK, N.A. PROCUREMENT	00593337	PC0126MNGR	SF CHRONICLE SUBSCR (Purchase)	General Fund	23.96
2026-02-11	JP MORGAN CHASE BANK, N.A. PROCUREMENT	00593337	PC0126MNGR	VISTAPRINT (Purchase)	General Fund	1,373.79
2026-02-11	JP MORGAN CHASE BANK, N.A. PROCUREMENT	00593337	PC0126MNGR	CUSTOMINK LLC (Purchase)	General Fund	487.50
2026-02-11	JP MORGAN CHASE BANK, N.A. PROCUREMENT	00593337	PC0126MNGR	STAPLES 00107 (Purchase)	General Fund	220.36
2026-02-11	JP MORGAN CHASE BANK, N.A. PROCUREMENT	00593337	PC0126MNGR	MOTIONARRY* MOTION (Purchase)	General Fund	29.99
2026-02-11	JP MORGAN CHASE BANK, N.A. PROCUREMENT	00593337	PC0126MNGR	VISTAPRINT (Purchase)	General Fund	650.18
2026-02-11	JP MORGAN CHASE BANK, N.A. PROCUREMENT	00593337	PC0126MNGR	COSTCO WHSE #0129 (Purchase)	General Fund	112.35
2026-02-11	JP MORGAN CHASE BANK, N.A.	00593337	PC0126MNGR	STAPLES 00107 (Purchase)	General Fund	220.35

Payment Date	Vendor Name	Voucher No.	Invoice No.	Description	Fund Code	Amount Paid
	PROCUREMENT					
2026-02-11	JP MORGAN CHASE BANK, N.A. PROCUREMENT	00593337	PC0126MNGR	B&H PHOTO 800-606-6 (Purchase)	General Fund	1,677.25
2026-02-11	JP MORGAN CHASE BANK, N.A. PROCUREMENT	00593337	PC0126MNGR	VISTAPRINT (Credit)	General Fund	-120.22
2026-02-11	JP MORGAN CHASE BANK, N.A. PROCUREMENT	00593337	PC0126MNGR	VISTAPRINT (Credit)	General Fund	-529.96
2026-02-11	JP MORGAN CHASE BANK, N.A. PROCUREMENT	00593337	PC0126MNGR	COSTCO WHSE#1267 (Purchase)	General Fund	12.99
2026-02-11	JP MORGAN CHASE BANK, N.A. PROCUREMENT	00593337	PC0126MNGR	AMAZON MKTPL (Purchase)	General Fund	19.24
2026-02-11	JP MORGAN CHASE BANK, N.A. PROCUREMENT	00593337	PC0126MNGR	AMAZON.COM*QB3BU8A3 (Purchase)	General Fund	52.90
2026-02-11	JP MORGAN CHASE BANK, N.A. PROCUREMENT	00593337	PC0126MNGR	AMAZON.COM*F94CC9M9 (Purchase)	General Fund	52.90
2026-02-11	JP MORGAN CHASE BANK, N.A. PROCUREMENT	00593337	PC0126MNGR	LOCALGOVCOM (Purchase)	General Fund	75.00
2026-02-11	JP MORGAN CHASE BANK, N.A. PROCUREMENT	00593337	PC0126MNGR	BIZJTIX*ECONOMIC AN (Purchase)	General Fund	160.00
2026-02-11	JP MORGAN CHASE BANK, N.A. PROCUREMENT	00593346	PC0126FIRE	THE HOME DEPOT #063 (Purchase)	General Fund	613.58
2026-02-11	JP MORGAN CHASE BANK, N.A. PROCUREMENT	00593346	PC0126FIRE	THE HOME DEPOT #063 (Purchase)	General Fund	493.23
2026-02-11	JP MORGAN CHASE BANK, N.A. PROCUREMENT	00593346	PC0126FIRE	HOMEDEPOT.COM (Purchase)	General Fund	1,198.19
2026-02-11	JP MORGAN CHASE BANK, N.A. PROCUREMENT	00593346	PC0126FIRE	AMAZON.COM*371I078Z (Purchase)	General Fund	168.60
2026-02-11	JP MORGAN CHASE BANK, N.A. PROCUREMENT	00593346	PC0126FIRE	SKEDCO INC (Purchase)	General Fund	152.80
2026-02-11	JP MORGAN CHASE BANK, N.A. PROCUREMENT	00593346	PC0126FIRE	TEMPEST TECHNOLOGY (Purchase)	General Fund	806.52
2026-02-11	JP MORGAN CHASE BANK, N.A. PROCUREMENT	00593346	PC0126FIRE	GRAINGER (Purchase)	General Fund	429.64
2026-02-11	JP MORGAN CHASE BANK, N.A. PROCUREMENT	00593346	PC0126FIRE	WPSG INC. (Purchase)	General Fund	4,080.53

Payment Date	Vendor Name	Voucher No.	Invoice No.	Description	Fund Code	Amount Paid
2026-02-11	JP MORGAN CHASE BANK, N.A. PROCUREMENT	00593346	PC0126FIRE	GIH*GLOBALINDUSTRIA (Purchase)	General Fund	416.68
2026-02-11	JP MORGAN CHASE BANK, N.A. PROCUREMENT	00593346	PC0126FIRE	ALSCO INC. (Purchase)	General Fund	1,109.61
2026-02-11	JP MORGAN CHASE BANK, N.A. PROCUREMENT	00593346	PC0126FIRE	AMAZON MKTPL (Purchase)	General Fund	108.59
2026-02-11	JP MORGAN CHASE BANK, N.A. PROCUREMENT	00593346	PC0126FIRE	SQ *DISSTINK (Purchase)	General Fund	144.16
2026-02-11	JP MORGAN CHASE BANK, N.A. PROCUREMENT	00593346	PC0126FIRE	TFS*THERMOEBERLINEL (Purchase)	General Fund	2,500.00
2026-02-11	JP MORGAN CHASE BANK, N.A. PROCUREMENT	00593346	PC0126FIRE	SQ *DISSTINK (Purchase)	General Fund	30.41
2026-02-11	JP MORGAN CHASE BANK, N.A. PROCUREMENT	00593346	PC0126FIRE	THE HIGHLAND MINT (Purchase)	General Fund	3,500.00
2026-02-11	JP MORGAN CHASE BANK, N.A. PROCUREMENT	00593346	PC0126FIRE	AMAZON.COM*0A83K7OX (Purchase)	General Fund	66.40
2026-02-11	JP MORGAN CHASE BANK, N.A. PROCUREMENT	00593346	PC0126FIRE	AMAZON.COM*AO9F39BR (Purchase)	General Fund	39.27
2026-02-11	JP MORGAN CHASE BANK, N.A. PROCUREMENT	00593346	PC0126FIRE	FEDEX (Purchase)	General Fund	383.03
2026-02-11	JP MORGAN CHASE BANK, N.A. PROCUREMENT	00593346	PC0126FIRE	AMAZON MKTPL (Purchase)	General Fund	274.68
2026-02-11	JP MORGAN CHASE BANK, N.A. PROCUREMENT	00593346	PC0126FIRE	STARLINK INTERNET (Purchase)	General Fund	15.00
2026-02-11	JP MORGAN CHASE BANK, N.A. PROCUREMENT	00593346	PC0126FIRE	THE HOME DEPOT #063 (Purchase)	General Fund	116.87
2026-02-11	JP MORGAN CHASE BANK, N.A. PROCUREMENT	00593346	PC0126FIRE	WWW COSTCO COM (Purchase)	General Fund	361.27
2026-02-11	JP MORGAN CHASE BANK, N.A. PROCUREMENT	00593346	PC0126FIRE	NI GOVERNMENT (Purchase)	General Fund	92.90
2026-02-11	JP MORGAN CHASE BANK, N.A. PROCUREMENT	00593346	PC0126FIRE	HOMEDEPOT.COM (Purchase)	General Fund	31.08
2026-02-11	JP MORGAN CHASE BANK, N.A. PROCUREMENT	00593346	PC0126FIRE	AMAZON MKTPL (Purchase)	General Fund	163.63
2026-02-11	JP MORGAN CHASE BANK, N.A.	00593346	PC0126FIRE	AMAZON.COM*L14IK236 (Purchase)	General Fund	130.90

Payment Date	Vendor Name	Voucher No.	Invoice No.	Description	Fund Code	Amount Paid
	PROCUREMENT					
2026-02-11	JP MORGAN CHASE BANK, N.A. PROCUREMENT	00593346	PC0126FIRE	AMAZON.COM*8Z7V10HO (Purchase)	General Fund	130.90
2026-02-11	JP MORGAN CHASE BANK, N.A. PROCUREMENT	00593346	PC0126FIRE	ACTION/NORTHSHOREDO (Purchase)	General Fund	255.30
2026-02-11	JP MORGAN CHASE BANK, N.A. PROCUREMENT	00593346	PC0126FIRE	SP TEAM WENDY (Purchase)	General Fund	402.57
2026-02-11	JP MORGAN CHASE BANK, N.A. PROCUREMENT	00593346	PC0126FIRE	THE HOME DEPOT 630 (Purchase)	General Fund	29.65
2026-02-11	JP MORGAN CHASE BANK, N.A. PROCUREMENT	00593346	PC0126FIRE	OPENAI *CHATGPT SUB (Purchase)	General Fund	20.00
2026-02-11	JP MORGAN CHASE BANK, N.A. PROCUREMENT	00593346	PC0126FIRE	WWW.IAFC.ORG (Purchase)	General Fund	133.00
2026-02-11	JP MORGAN CHASE BANK, N.A. PROCUREMENT	00593346	PC0126FIRE	THE HOME DEPOT #063 (Purchase)	General Fund	191.53
2026-02-11	JP MORGAN CHASE BANK, N.A. PROCUREMENT	00593346	PC0126FIRE	AMAZON MKTPL (Purchase)	General Fund	139.01
2026-02-11	JP MORGAN CHASE BANK, N.A. PROCUREMENT	00593346	PC0126FIRE	AMAZON MKTPL (Purchase)	General Fund	84.25
2026-02-11	JP MORGAN CHASE BANK, N.A. PROCUREMENT	00593346	PC0126FIRE	NATIONAL EMERGENCY (Purchase)	General Fund	549.08
2026-02-11	JP MORGAN CHASE BANK, N.A. PROCUREMENT	00593346	PC0126FIRE	GALLS (Purchase)	General Fund	585.98
2026-02-11	JP MORGAN CHASE BANK, N.A. PROCUREMENT	00593346	PC0126FIRE	AMAZON MKTPL (Purchase)	General Fund	98.19
2026-02-11	JP MORGAN CHASE BANK, N.A. PROCUREMENT	00593346	PC0126FIRE	AMAZON.COM*890E0033 (Purchase)	General Fund	238.43
2026-02-11	JP MORGAN CHASE BANK, N.A. PROCUREMENT	00593346	PC0126FIRE	INT'L CODE COUNCIL (Purchase)	General Fund	340.00
2026-02-11	JP MORGAN CHASE BANK, N.A. PROCUREMENT	00593346	PC0126FIRE	AMAZON MKTPL (Purchase)	General Fund	105.79
2026-02-11	JP MORGAN CHASE BANK, N.A. PROCUREMENT	00593346	PC0126FIRE	AMAZON.COM*3N9507JM (Purchase)	General Fund	41.46
2026-02-11	JP MORGAN CHASE BANK, N.A. PROCUREMENT	00593346	PC0126FIRE	ADOBE INC (Purchase)	General Fund	49.99

Payment Date	Vendor Name	Voucher No.	Invoice No.	Description	Fund Code	Amount Paid
2026-02-11	JP MORGAN CHASE BANK, N.A. PROCUREMENT	00593346	PC0126FIRE	AMAZON MKTPL (Purchase)	General Fund	29.02
2026-02-11	JP MORGAN CHASE BANK, N.A. PROCUREMENT	00593346	PC0126FIRE	AMAZON.COM*2B2ZO4IM (Purchase)	General Fund	248.29
2026-02-11	JP MORGAN CHASE BANK, N.A. PROCUREMENT	00593346	PC0126FIRE	AMAZON MKTPL (Purchase)	General Fund	26.94
2026-02-11	JP MORGAN CHASE BANK, N.A. PROCUREMENT	00593346	PC0126FIRE	AMAZON MKTPL (Purchase)	General Fund	66.88
2026-02-11	JP MORGAN CHASE BANK, N.A. PROCUREMENT	00593347	PC0126HREC	SMART AND FINAL 448 (Purchase)	General Fund	12.57
2026-02-11	JP MORGAN CHASE BANK, N.A. PROCUREMENT	00593347	PC0126HREC	STAPLES 00107 (Purchase)	General Fund	43.74
2026-02-11	JP MORGAN CHASE BANK, N.A. PROCUREMENT	00593347	PC0126HREC	FEDEX (Purchase)	General Fund	28.50
2026-02-11	JP MORGAN CHASE BANK, N.A. PROCUREMENT	00593347	PC0126HREC	ZOOM.COM 888-799-96 (Purchase)	General Fund	15.99
2026-02-11	JP MORGAN CHASE BANK, N.A. PROCUREMENT	00593347	PC0126HREC	TST*ATHENA GRILL (Purchase)	General Fund	232.82
2026-02-11	JP MORGAN CHASE BANK, N.A. PROCUREMENT	00593347	PC0126HREC	PANERA BREAD #20448 (Purchase)	General Fund	119.97
2026-02-11	JP MORGAN CHASE BANK, N.A. PROCUREMENT	00593347	PC0126HREC	SAFEWAY RX (Purchase)	General Fund	150.00
2026-02-11	JP MORGAN CHASE BANK, N.A. PROCUREMENT	00593348	PC0126INFO	ZOOM.COM 888-799-96 (Purchase)	General Fund	105.99
2026-02-11	JP MORGAN CHASE BANK, N.A. PROCUREMENT	00593348	PC0126INFO	ZOOM.COM 888-799-96 (Purchase)	General Fund	180.98
2026-02-11	JP MORGAN CHASE BANK, N.A. PROCUREMENT	00593348	PC0126INFO	BLUEBEAM INC. (Purchase)	General Fund	330.00
2026-02-11	JP MORGAN CHASE BANK, N.A. PROCUREMENT	00593348	PC0126INFO	AMAZON MKTPL (Purchase)	General Fund	35.59
2026-02-11	JP MORGAN CHASE BANK, N.A. PROCUREMENT	00593348	PC0126INFO	AMAZON MKTPL (Purchase)	General Fund	106.77
2026-02-11	JP MORGAN CHASE BANK, N.A. PROCUREMENT	00593348	PC0126INFO	AMAZON MKTPL (Purchase)	General Fund	35.59
2026-02-11	JP MORGAN CHASE BANK, N.A.	00593348	PC0126INFO	AMAZON MKTPL (Purchase)	General Fund	35.59

Payment Date	Vendor Name	Voucher No.	Invoice No.	Description	Fund Code	Amount Paid
	PROCUREMENT					
2026-02-11	JP MORGAN CHASE BANK, N.A. PROCUREMENT	00593348	PC0126INFO	AMAZON MKTPL (Purchase)	General Fund	35.59
2026-02-11	JP MORGAN CHASE BANK, N.A. PROCUREMENT	00593349	PC0126LIBR	USPS KIOSK 05695395 (Purchase)	General Fund	15.60
2026-02-11	JP MORGAN CHASE BANK, N.A. PROCUREMENT	00593349	PC0126LIBR	AMAZON MKTPLACE PMTS (Credit)	General Fund	-588.18
2026-02-11	JP MORGAN CHASE BANK, N.A. PROCUREMENT	00593349	PC0126LIBR	AMAZON MKTPL (Purchase)	General Fund	437.66
2026-02-11	JP MORGAN CHASE BANK, N.A. PROCUREMENT	00593349	PC0126LIBR	AMAZON MKTPL (Purchase)	General Fund	327.63
2026-02-11	JP MORGAN CHASE BANK, N.A. PROCUREMENT	00593349	PC0126LIBR	AMAZON MKTPL (Purchase)	General Fund	39.92
2026-02-11	JP MORGAN CHASE BANK, N.A. PROCUREMENT	00593349	PC0126LIBR	AMAZON MKTPL (Purchase)	General Fund	12.73
2026-02-11	JP MORGAN CHASE BANK, N.A. PROCUREMENT	00593349	PC0126LIBR	AMAZON MKTPL (Purchase)	General Fund	19.28
2026-02-11	JP MORGAN CHASE BANK, N.A. PROCUREMENT	00593349	PC0126LIBR	AMAZON MKTPL (Purchase)	General Fund	21.14
2026-02-11	JP MORGAN CHASE BANK, N.A. PROCUREMENT	00593349	PC0126LIBR	COMCAST / XFINITY (Purchase)	General Fund	123.76
2026-02-11	JP MORGAN CHASE BANK, N.A. PROCUREMENT	00593349	PC0126LIBR	AMAZON.COM*7D8O71I8 (Purchase)	General Fund	18.22
2026-02-11	JP MORGAN CHASE BANK, N.A. PROCUREMENT	00593349	PC0126LIBR	AMAZON MKTPL (Purchase)	General Fund	5.96
2026-02-11	JP MORGAN CHASE BANK, N.A. PROCUREMENT	00593349	PC0126LIBR	AMAZON MKTPL (Purchase)	General Fund	49.05
2026-02-11	JP MORGAN CHASE BANK, N.A. PROCUREMENT	00593349	PC0126LIBR	AMAZON MKTPL (Purchase)	General Fund	229.10
2026-02-11	JP MORGAN CHASE BANK, N.A. PROCUREMENT	00593349	PC0126LIBR	AMAZON MKTPL (Purchase)	General Fund	9.32
2026-02-11	JP MORGAN CHASE BANK, N.A. PROCUREMENT	00593350	PC0126PARK	THE HOME DEPOT 630 (Purchase)	General Fund	102.88
2026-02-11	JP MORGAN CHASE BANK, N.A. PROCUREMENT	00593350	PC0126PARK	CALIFORNIA PARK & R (Purchase)	General Fund	649.00

Payment Date	Vendor Name	Voucher No.	Invoice No.	Description	Fund Code	Amount Paid
2026-02-11	JP MORGAN CHASE BANK, N.A. PROCUREMENT	00593350	PC0126PARK	SP BARTLETTMAN (Purchase)	General Fund	449.99
2026-02-11	JP MORGAN CHASE BANK, N.A. PROCUREMENT	00593350	PC0126PARK	AMAZON MKTPL (Purchase)	General Fund	42.54
2026-02-11	JP MORGAN CHASE BANK, N.A. PROCUREMENT	00593350	PC0126PARK	AMAZON MKTPL (Purchase)	General Fund	61.78
2026-02-11	JP MORGAN CHASE BANK, N.A. PROCUREMENT	00593350	PC0126PARK	AMAZON MKTPL (Purchase)	General Fund	21.77
2026-02-11	JP MORGAN CHASE BANK, N.A. PROCUREMENT	00593350	PC0126PARK	THE HOME DEPOT 630 (Purchase)	General Fund	27.46
2026-02-11	JP MORGAN CHASE BANK, N.A. PROCUREMENT	00593350	PC0126PARK	THE HOME DEPOT 630 (Purchase)	General Fund	352.45
2026-02-11	JP MORGAN CHASE BANK, N.A. PROCUREMENT	00593350	PC0126PARK	THE HOME DEPOT 630 (Purchase)	General Fund	26.06
2026-02-11	JP MORGAN CHASE BANK, N.A. PROCUREMENT	00593350	PC0126PARK	IND METAL SUPPL-INL (Purchase)	General Fund	486.82
2026-02-11	JP MORGAN CHASE BANK, N.A. PROCUREMENT	00593350	PC0126PARK	AMAZON.COM*DZ6NZ0UW (Purchase)	General Fund	118.95
2026-02-11	JP MORGAN CHASE BANK, N.A. PROCUREMENT	00593350	PC0126PARK	THE HOME DEPOT 630 (Purchase)	General Fund	164.55
2026-02-11	JP MORGAN CHASE BANK, N.A. PROCUREMENT	00593350	PC0126PARK	THE HOME DEPOT #063 (Purchase)	General Fund	2,172.54
2026-02-11	JP MORGAN CHASE BANK, N.A. PROCUREMENT	00593350	PC0126PARK	PAYPAL (Purchase)	LawrenceStation MaintenanceCFD	9.26
2026-02-11	JP MORGAN CHASE BANK, N.A. PROCUREMENT	00593350	PC0126PARK	PAYPAL (Purchase)	LawrenceStation MaintenanceCFD	9.26
2026-02-11	JP MORGAN CHASE BANK, N.A. PROCUREMENT	00593350	PC0126PARK	THE HOME DEPOT 630 (Purchase)	General Fund	66.41
2026-02-11	JP MORGAN CHASE BANK, N.A. PROCUREMENT	00593350	PC0126PARK	C-WORKS INC (Purchase)	General Fund	127.00
2026-02-11	JP MORGAN CHASE BANK, N.A. PROCUREMENT	00593350	PC0126PARK	SQ *SCHWENK LOCK & (Purchase)	General Fund	512.91
2026-02-11	JP MORGAN CHASE BANK, N.A. PROCUREMENT	00593350	PC0126PARK	THE HOME DEPOT 630 (Purchase)	General Fund	174.39
2026-02-11	JP MORGAN CHASE BANK, N.A.	00593350	PC0126PARK	WELDER S HEAVEN (Purchase)	General Fund	694.05

Payment Date	Vendor Name	Voucher No.	Invoice No.	Description	Fund Code	Amount Paid
	PROCUREMENT					
2026-02-11	JP MORGAN CHASE BANK, N.A. PROCUREMENT	00593350	PC0126PARK	PAYPAL (Purchase)	LawrenceStation MaintenanceCFD	27.78
2026-02-11	JP MORGAN CHASE BANK, N.A. PROCUREMENT	00593350	PC0126PARK	SP TRUDOOR (Purchase)	General Fund	898.41
2026-02-11	JP MORGAN CHASE BANK, N.A. PROCUREMENT	00593350	PC0126PARK	2637 - HERITAGE LAN (Purchase)	General Fund	54.49
2026-02-11	JP MORGAN CHASE BANK, N.A. PROCUREMENT	00593350	PC0126PARK	2637 - HERITAGE LAN (Purchase)	General Fund	61.08
2026-02-11	JP MORGAN CHASE BANK, N.A. PROCUREMENT	00593350	PC0126PARK	THE HOME DEPOT #063 (Purchase)	General Fund	103.59
2026-02-11	JP MORGAN CHASE BANK, N.A. PROCUREMENT	00593350	PC0126PARK	THE HOME DEPOT #063 (Purchase)	General Fund	63.36
2026-02-11	JP MORGAN CHASE BANK, N.A. PROCUREMENT	00593350	PC0126PARK	SP TRUDOOR (Purchase)	General Fund	709.69
2026-02-11	JP MORGAN CHASE BANK, N.A. PROCUREMENT	00593350	PC0126PARK	HOMEDEPOT.COM (Purchase)	General Fund	308.91
2026-02-11	JP MORGAN CHASE BANK, N.A. PROCUREMENT	00593353	PC0126CRCP	AMAZON MKTPL (Purchase)	General Fund	22.91
2026-02-11	JP MORGAN CHASE BANK, N.A. PROCUREMENT	00593353	PC0126CRCP	AMAZON MKTPL (Purchase)	General Fund	100.16
2026-02-11	JP MORGAN CHASE BANK, N.A. PROCUREMENT	00593353	PC0126CRCP	AMAZON.COM*BN2HE8EQ (Purchase)	General Fund	18.68
2026-02-11	JP MORGAN CHASE BANK, N.A. PROCUREMENT	00593353	PC0126CRCP	AMAZON MKTPL (Purchase)	General Fund	17.45
2026-02-11	JP MORGAN CHASE BANK, N.A. PROCUREMENT	00593353	PC0126CRCP	AMAZON.COM*7I29W9RP (Purchase)	General Fund	26.51
2026-02-11	JP MORGAN CHASE BANK, N.A. PROCUREMENT	00593353	PC0126CRCP	AMAZON MKTPL (Purchase)	General Fund	195.90
2026-02-11	JP MORGAN CHASE BANK, N.A. PROCUREMENT	00593353	PC0126CRCP	AMAZON MKTPL (Purchase)	General Fund	33.82
2026-02-11	JP MORGAN CHASE BANK, N.A. PROCUREMENT	00593353	PC0126CRCP	AMAZON MKTPL (Purchase)	General Fund	53.46
2026-02-11	JP MORGAN CHASE BANK, N.A. PROCUREMENT	00593353	PC0126CRCP	AMAZON MKTPL (Purchase)	General Fund	84.98

Payment Date	Vendor Name	Voucher No.	Invoice No.	Description	Fund Code	Amount Paid
2026-02-11	JP MORGAN CHASE BANK, N.A. PROCUREMENT	00593353	PC0126CRCP	AMAZON MKTPL (Purchase)	General Fund	44.50
2026-02-11	JP MORGAN CHASE BANK, N.A. PROCUREMENT	00593353	PC0126CRCP	AMAZON.COM*QC2H82CQ (Purchase)	General Fund	16.90
2026-02-11	JP MORGAN CHASE BANK, N.A. PROCUREMENT	00593353	PC0126CRCP	AMAZON MKTPL (Purchase)	General Fund	107.56
2026-02-11	JP MORGAN CHASE BANK, N.A. PROCUREMENT	00593353	PC0126CRCP	AMAZON MKTPL (Purchase)	General Fund	16.26
2026-02-11	JP MORGAN CHASE BANK, N.A. PROCUREMENT	00593353	PC0126CRCP	AMAZON MKTPL (Purchase)	General Fund	32.66
2026-02-11	JP MORGAN CHASE BANK, N.A. PROCUREMENT	00593353	PC0126CRCP	AMAZON MKTPL (Purchase)	General Fund	32.40
2026-02-11	JP MORGAN CHASE BANK, N.A. PROCUREMENT	00593349	PC0126LIBR	AMAZON MKTPL (Purchase)	General Fund	9.80
2026-02-11	JP MORGAN CHASE BANK, N.A. PROCUREMENT	00593350	PC0126PARK	AMAZON MKTPL (Purchase)	General Fund	201.00
2026-02-11	JP MORGAN CHASE BANK, N.A. PROCUREMENT	00593350	PC0126PARK	THE HOME DEPOT 630 (Purchase)	General Fund	569.65
2026-02-11	JP MORGAN CHASE BANK, N.A. PROCUREMENT	00593344	PC0126FACL	THE HOME DEPOT 630 (Purchase)	General Fund	15.21
2026-02-11	JP MORGAN CHASE BANK, N.A. PROCUREMENT	00593344	PC0126FACL	AMAZON.COM*PP8U671O (Purchase)	General Fund	8.17
2026-02-11	JP MORGAN CHASE BANK, N.A. PROCUREMENT	00593344	PC0126FACL	AMAZON MKTPL (Purchase)	General Fund	22.07
2026-02-11	JP MORGAN CHASE BANK, N.A. PROCUREMENT	00593344	PC0126FACL	HOMEDEPOT.COM (Purchase)	General Fund	31.44
2026-02-11	JP MORGAN CHASE BANK, N.A. PROCUREMENT	00593344	PC0126FACL	CAMPBELL METAL SUPP (Purchase)	General Fund	128.73
2026-02-11	JP MORGAN CHASE BANK, N.A. PROCUREMENT	00593345	PC0126FINC	NATIONAL PROCUREMEN (Purchase)	General Fund	150.00
2026-02-11	JP MORGAN CHASE BANK, N.A. PROCUREMENT	00593345	PC0126FINC	AMAZON.COM*5Z6BT1TT (Purchase)	General Fund	27.27
2026-02-11	JP MORGAN CHASE BANK, N.A. PROCUREMENT	00593345	PC0126FINC	AMAZON MKTPL (Purchase)	General Fund	14.13
2026-02-11	JP MORGAN CHASE BANK, N.A.	00593345	PC0126FINC	CSMFO (Purchase)	General Fund	155.00

Payment Date	Vendor Name	Voucher No.	Invoice No.	Description	Fund Code	Amount Paid
	PROCUREMENT					
2026-02-11	JP MORGAN CHASE BANK, N.A. PROCUREMENT	00593345	PC0126FINC	CSMFO (Purchase)	General Fund	155.00
2026-02-11	JP MORGAN CHASE BANK, N.A. PROCUREMENT	00593345	PC0126FINC	CSMFO (Purchase)	General Fund	155.00
2026-02-11	JP MORGAN CHASE BANK, N.A. PROCUREMENT	00593345	PC0126FINC	CSMFO (Purchase)	General Fund	60.00
2026-02-11	JP MORGAN CHASE BANK, N.A. PROCUREMENT	00593345	PC0126FINC	CSMFO (Purchase)	General Fund	60.00
2026-02-11	JP MORGAN CHASE BANK, N.A. PROCUREMENT	00593345	PC0126FINC	THE SOURCING GROUP (Purchase)	General Fund	354.66
2026-02-11	JP MORGAN CHASE BANK, N.A. PROCUREMENT	00593345	PC0126FINC	AMAZON MKTPL (Purchase)	General Fund	29.62
2026-02-11	JP MORGAN CHASE BANK, N.A. PROCUREMENT	00593345	PC0126FINC	SJ MERCURY NEWS CIR (Purchase)	General Fund	34.00
2026-02-11	JP MORGAN CHASE BANK, N.A. PROCUREMENT	00593345	PC0126FINC	SUPPLIES SHOPS (Purchase)	General Fund	237.97
2026-02-11	JP MORGAN CHASE BANK, N.A. PROCUREMENT	00593346	PC0126FIRE	MEDWASTE MANAGEMENT (Purchase)	General Fund	109.00
2026-02-11	JP MORGAN CHASE BANK, N.A. PROCUREMENT	00593346	PC0126FIRE	AIRGAS - WEST SURCH (Purchase)	General Fund	1,261.80
2026-02-11	JP MORGAN CHASE BANK, N.A. PROCUREMENT	00593346	PC0126FIRE	AMAZON MKTPL (Purchase)	General Fund	200.04
2026-02-11	JP MORGAN CHASE BANK, N.A. PROCUREMENT	00593346	PC0126FIRE	AMAZON.COM*FK9DU1HG (Purchase)	General Fund	77.82
2026-02-11	JP MORGAN CHASE BANK, N.A. PROCUREMENT	00593346	PC0126FIRE	AMAZON MKTPL (Purchase)	General Fund	21.81
2026-02-11	JP MORGAN CHASE BANK, N.A. PROCUREMENT	00593346	PC0126FIRE	AMAZON.COM*TZ6RJ5WT (Purchase)	General Fund	18.31
2026-02-11	JP MORGAN CHASE BANK, N.A. PROCUREMENT	00593346	PC0126FIRE	BT *LIVEACTIONS (Purchase)	General Fund	561.62
2026-02-11	JP MORGAN CHASE BANK, N.A. PROCUREMENT	00593346	PC0126FIRE	AMAZON.COM*LK9LM0EI (Purchase)	General Fund	60.36
2026-02-11	JP MORGAN CHASE BANK, N.A. PROCUREMENT	00593346	PC0126FIRE	AMAZON MKTPL (Purchase)	General Fund	16.58

Payment Date	Vendor Name	Voucher No.	Invoice No.	Description	Fund Code	Amount Paid
2026-02-11	JP MORGAN CHASE BANK, N.A. PROCUREMENT	00593346	PC0126FIRE	APPLE.COM/BILL (Purchase)	General Fund	17.99
2026-02-11	JP MORGAN CHASE BANK, N.A. PROCUREMENT	00593346	PC0126FIRE	USPS.COM CLICKNSHIP (Purchase)	General Fund	8.85
2026-02-11	JP MORGAN CHASE BANK, N.A. PROCUREMENT	00593346	PC0126FIRE	AMAZON.COM*KW4B361Y (Purchase)	General Fund	159.50
2026-02-11	JP MORGAN CHASE BANK, N.A. PROCUREMENT	00593346	PC0126FIRE	AMERICAN HEART SHOP (Purchase)	General Fund	173.00
2026-02-11	JP MORGAN CHASE BANK, N.A. PROCUREMENT	00593346	PC0126FIRE	APPLE.COM/BILL (Purchase)	General Fund	17.99
2026-02-11	JP MORGAN CHASE BANK, N.A. PROCUREMENT	00593346	PC0126FIRE	AMERICAN HEART SHOP (Purchase)	General Fund	42.65
2026-02-11	JP MORGAN CHASE BANK, N.A. PROCUREMENT	00593346	PC0126FIRE	THE HOME DEPOT #063 (Purchase)	General Fund	363.93
2026-02-11	JP MORGAN CHASE BANK, N.A. PROCUREMENT	00593346	PC0126FIRE	TOWN AND COUNTRY - LO (Credit)	Fire CUPA program Fund	-326.74
2026-02-11	JP MORGAN CHASE BANK, N.A. PROCUREMENT	00593346	PC0126FIRE	AMAZON MKTPL (Purchase)	Fire CUPA program Fund	240.06
2026-02-11	JP MORGAN CHASE BANK, N.A. PROCUREMENT	00593346	PC0126FIRE	AMAZON.COM*MG3J98EC (Purchase)	Fire CUPA program Fund	43.64
2026-02-11	JP MORGAN CHASE BANK, N.A. PROCUREMENT	00593346	PC0126FIRE	AMAZON.COM*NQ6842X9 (Purchase)	Fire CUPA program Fund	38.18
2026-02-11	JP MORGAN CHASE BANK, N.A. PROCUREMENT	00593346	PC0126FIRE	AMAZON MKTPL (Purchase)	General Fund	25.88
2026-02-11	JP MORGAN CHASE BANK, N.A. PROCUREMENT	00593346	PC0126FIRE	AMAZON MKTPL (Purchase)	General Fund	100.58
2026-02-11	JP MORGAN CHASE BANK, N.A. PROCUREMENT	00593346	PC0126FIRE	AMAZON.COM*AA6KM4NV (Purchase)	General Fund	10.45
2026-02-11	JP MORGAN CHASE BANK, N.A. PROCUREMENT	00593346	PC0126FIRE	USPS.COM CLICKNSHIP (Purchase)	General Fund	16.80
2026-02-11	JP MORGAN CHASE BANK, N.A. PROCUREMENT	00593346	PC0126FIRE	DHGATE (Purchase)	General Fund	392.40
2026-02-11	JP MORGAN CHASE BANK, N.A. PROCUREMENT	00593346	PC0126FIRE	SAFEWARE-MOTO (Purchase)	General Fund	779.50
2026-02-11	JP MORGAN CHASE BANK, N.A.	00593346	PC0126FIRE	UPS (Purchase)	General Fund	154.26

Payment Date	Vendor Name	Voucher No.	Invoice No.	Description	Fund Code	Amount Paid
	PROCUREMENT					
2026-02-11	JP MORGAN CHASE BANK, N.A. PROCUREMENT	00593346	PC0126FIRE	UPS (Purchase)	General Fund	193.51
2026-02-11	JP MORGAN CHASE BANK, N.A. PROCUREMENT	00593346	PC0126FIRE	GRAINGER (Purchase)	General Fund	107.70
2026-02-11	JP MORGAN CHASE BANK, N.A. PROCUREMENT	00593346	PC0126FIRE	AMAZON MKTPL (Purchase)	General Fund	218.10
2026-02-11	JP MORGAN CHASE BANK, N.A. PROCUREMENT	00593346	PC0126FIRE	AMAZON MKTPL (Purchase)	General Fund	15.27
2026-02-11	JP MORGAN CHASE BANK, N.A. PROCUREMENT	00593346	PC0126FIRE	FIREPENNY (Purchase)	General Fund	894.24
2026-02-11	JP MORGAN CHASE BANK, N.A. PROCUREMENT	00593346	PC0126FIRE	HOMEDEPOT.COM (Purchase)	General Fund	410.29
2026-02-11	JP MORGAN CHASE BANK, N.A. PROCUREMENT	00593346	PC0126FIRE	FASTRAK VIOLATION C (Purchase)	General Fund	13.40
2026-02-11	JP MORGAN CHASE BANK, N.A. PROCUREMENT	00593346	PC0126FIRE	FASTRAK VIOLATION C (Purchase)	General Fund	11.00
2026-02-11	JP MORGAN CHASE BANK, N.A. PROCUREMENT	00593346	PC0126FIRE	FASTRAK VIOLATION C (Purchase)	General Fund	12.50
2026-02-11	JP MORGAN CHASE BANK, N.A. PROCUREMENT	00593346	PC0126FIRE	FASTRAK VIOLATION C (Purchase)	General Fund	11.50
2026-02-11	JP MORGAN CHASE BANK, N.A. PROCUREMENT	00593346	PC0126FIRE	DHGATE (Credit)	General Fund	-392.40
2026-02-11	JP MORGAN CHASE BANK, N.A. PROCUREMENT	00593346	PC0126FIRE	UPS (Purchase)	General Fund	66.50
2026-02-11	JP MORGAN CHASE BANK, N.A. PROCUREMENT	00593346	PC0126FIRE	AMAZON MKTPL (Purchase)	General Fund	299.95
2026-02-11	JP MORGAN CHASE BANK, N.A. PROCUREMENT	00593346	PC0126FIRE	SPREADZ SANDWICHES (Credit)	General Fund	-0.56
2026-02-11	JP MORGAN CHASE BANK, N.A. PROCUREMENT	00593346	PC0126FIRE	AMAZON MKTPL (Purchase)	General Fund	149.84
2026-02-11	JP MORGAN CHASE BANK, N.A. PROCUREMENT	00593346	PC0126FIRE	AMAZON.COM*QO91030B (Purchase)	General Fund	30.54
2026-02-11	JP MORGAN CHASE BANK, N.A. PROCUREMENT	00593346	PC0126FIRE	FASTRAK VIOLATION C (Purchase)	General Fund	15.25

Payment Date	Vendor Name	Voucher No.	Invoice No.	Description	Fund Code	Amount Paid
2026-02-11	JP MORGAN CHASE BANK, N.A. PROCUREMENT	00593346	PC0126FIRE	FASTRAK VIOLATION C (Purchase)	General Fund	13.00
2026-02-11	JP MORGAN CHASE BANK, N.A. PROCUREMENT	00593346	PC0126FIRE	FASTRAK VIOLATION C (Purchase)	General Fund	11.70
2026-02-11	JP MORGAN CHASE BANK, N.A. PROCUREMENT	00593346	PC0126FIRE	AMAZON MKTPL (Purchase)	General Fund	37.09
2026-02-11	JP MORGAN CHASE BANK, N.A. PROCUREMENT	00593346	PC0126FIRE	AMAZON MKTPL (Purchase)	General Fund	22.89
2026-02-11	JP MORGAN CHASE BANK, N.A. PROCUREMENT	00593346	PC0126FIRE	AMAZON MKTPL (Purchase)	General Fund	23.60
2026-02-11	JP MORGAN CHASE BANK, N.A. PROCUREMENT	00593346	PC0126FIRE	AMAZON MKTPL (Purchase)	General Fund	141.64
2026-02-11	JP MORGAN CHASE BANK, N.A. PROCUREMENT	00593346	PC0126FIRE	AMAZON.COM*7Y5WC6IC (Purchase)	General Fund	23.79
2026-02-11	JP MORGAN CHASE BANK, N.A. PROCUREMENT	00593346	PC0126FIRE	AMAZON.COM*7Y5WC6IC (Purchase)	General Fund	142.84
2026-02-11	JP MORGAN CHASE BANK, N.A. PROCUREMENT	00593346	PC0126FIRE	PRIMO BRANDS/WATERS (Purchase)	General Fund	11.98
2026-02-11	JP MORGAN CHASE BANK, N.A. PROCUREMENT	00593346	PC0126FIRE	AMAZON.COM*BR7RF2T2 (Purchase)	General Fund	40.62
2026-02-11	JP MORGAN CHASE BANK, N.A. PROCUREMENT	00593346	PC0126FIRE	CMC RESCUE INC. (Purchase)	General Fund	5,420.37
2026-02-11	JP MORGAN CHASE BANK, N.A. PROCUREMENT	00593346	PC0126FIRE	AMAZON MKTPL (Purchase)	General Fund	131.40
2026-02-11	JP MORGAN CHASE BANK, N.A. PROCUREMENT	00593346	PC0126FIRE	AMAZON.COM*KA23D1M6 (Purchase)	General Fund	8.22
2026-02-11	JP MORGAN CHASE BANK, N.A. PROCUREMENT	00593346	PC0126FIRE	GRAINGER (Purchase)	General Fund	134.51
2026-02-11	JP MORGAN CHASE BANK, N.A. PROCUREMENT	00593346	PC0126FIRE	GRAINGER (Purchase)	General Fund	27.21
2026-02-11	JP MORGAN CHASE BANK, N.A. PROCUREMENT	00593346	PC0126FIRE	GRAINGER (Purchase)	General Fund	195.12
2026-02-11	JP MORGAN CHASE BANK, N.A. PROCUREMENT	00593346	PC0126FIRE	COSTCO DELIVERY #84 (Purchase)	General Fund	254.56
2026-02-11	JP MORGAN CHASE BANK, N.A.	00593346	PC0126FIRE	COSTCO DELIVERY #84 (Purchase)	General Fund	469.92

Payment Date	Vendor Name	Voucher No.	Invoice No.	Description	Fund Code	Amount Paid
	PROCUREMENT					
2026-02-11	JP MORGAN CHASE BANK, N.A. PROCUREMENT	00593346	PC0126FIRE	AMAZON MKTPL (Purchase)	General Fund	225.92
2026-02-11	JP MORGAN CHASE BANK, N.A. PROCUREMENT	00593352	PC0126POLC	AMAZON MKTPL (Purchase)	General Fund	936.77
2026-02-11	JP MORGAN CHASE BANK, N.A. PROCUREMENT	00593352	PC0126POLC	AMAZON MKTPL (Purchase)	General Fund	66.92
2026-02-11	JP MORGAN CHASE BANK, N.A. PROCUREMENT	00593352	PC0126POLC	AMAZON MKTPL (Purchase)	General Fund	34.88
2026-02-11	JP MORGAN CHASE BANK, N.A. PROCUREMENT	00593352	PC0126POLC	EXTREME TINT & POLI (Purchase)	General Fund	450.00
2026-02-11	JP MORGAN CHASE BANK, N.A. PROCUREMENT	00593352	PC0126POLC	EXPRESSWAY (Purchase)	General Fund	95.39
2026-02-11	JP MORGAN CHASE BANK, N.A. PROCUREMENT	00593352	PC0126POLC	76 - DBA DAN CARLIN (Purchase)	General Fund	104.39
2026-02-11	JP MORGAN CHASE BANK, N.A. PROCUREMENT	00593352	PC0126POLC	EXPRESSWAY (Purchase)	General Fund	81.38
2026-02-11	JP MORGAN CHASE BANK, N.A. PROCUREMENT	00593352	PC0126POLC	DD *DOORDASH SWEETG (Purchase)	General Fund	119.70
2026-02-11	JP MORGAN CHASE BANK, N.A. PROCUREMENT	00593352	PC0126POLC	DD *DOORDASH BENIHA (Purchase)	General Fund	231.61
2026-02-11	JP MORGAN CHASE BANK, N.A. PROCUREMENT	00593352	PC0126POLC	CONEXWEST (Purchase)	General Fund	217.16
2026-02-11	JP MORGAN CHASE BANK, N.A. PROCUREMENT	00593352	PC0126POLC	DD *DOORDASH LAZYDO (Purchase)	General Fund	31.08
2026-02-11	JP MORGAN CHASE BANK, N.A. PROCUREMENT	00593352	PC0126POLC	DD *DOORDASH P.F.CH (Purchase)	General Fund	144.07
2026-02-11	JP MORGAN CHASE BANK, N.A. PROCUREMENT	00593352	PC0126POLC	DD *DOORDASH P.F.CH (Purchase)	General Fund	209.83
2026-02-11	JP MORGAN CHASE BANK, N.A. PROCUREMENT	00593352	PC0126POLC	DD *DOORDASH GOOPKI (Purchase)	General Fund	179.08
2026-02-11	JP MORGAN CHASE BANK, N.A. PROCUREMENT	00593352	PC0126POLC	DD *DOORDASH TERIYA (Purchase)	General Fund	122.82
2026-02-11	JP MORGAN CHASE BANK, N.A. PROCUREMENT	00593352	PC0126POLC	DD *DOORDASH GOOPKI (Purchase)	General Fund	158.93

Payment Date	Vendor Name	Voucher No.	Invoice No.	Description	Fund Code	Amount Paid
2026-02-11	JP MORGAN CHASE BANK, N.A. PROCUREMENT	00593352	PC0126POLC	DD *DOORDASH LUPITA (Purchase)	General Fund	91.72
2026-02-11	JP MORGAN CHASE BANK, N.A. PROCUREMENT	00593352	PC0126POLC	DD *DOORDASH MENDOC (Purchase)	General Fund	126.97
2026-02-11	JP MORGAN CHASE BANK, N.A. PROCUREMENT	00593352	PC0126POLC	DD *DOORDASH SUSHIA (Purchase)	General Fund	110.97
2026-02-11	JP MORGAN CHASE BANK, N.A. PROCUREMENT	00593352	PC0126POLC	DD *DOORDASH MENDOC (Purchase)	General Fund	134.74
2026-02-11	JP MORGAN CHASE BANK, N.A. PROCUREMENT	00593352	PC0126POLC	DD *DOORDASH SUSHIA (Purchase)	General Fund	135.29
2026-02-11	JP MORGAN CHASE BANK, N.A. PROCUREMENT	00593352	PC0126POLC	AMAZON MKTPL (Purchase)	General Fund	45.60
2026-02-11	JP MORGAN CHASE BANK, N.A. PROCUREMENT	00593352	PC0126POLC	AMAZON MKTPL (Purchase)	General Fund	148.67
2026-02-11	JP MORGAN CHASE BANK, N.A. PROCUREMENT	00593352	PC0126POLC	DD *DOORDASH GOOPKI (Purchase)	General Fund	120.76
2026-02-11	JP MORGAN CHASE BANK, N.A. PROCUREMENT	00593352	PC0126POLC	DD *DOORDASH MENDOC (Purchase)	General Fund	56.50
2026-02-11	JP MORGAN CHASE BANK, N.A. PROCUREMENT	00593352	PC0126POLC	DD *DOORDASH BANHMI (Purchase)	General Fund	107.24
2026-02-11	JP MORGAN CHASE BANK, N.A. PROCUREMENT	00593352	PC0126POLC	DD *DOORDASH PUESTO (Purchase)	General Fund	178.26
2026-02-11	JP MORGAN CHASE BANK, N.A. PROCUREMENT	00593352	PC0126POLC	IC* INSTACART*1102 (Purchase)	General Fund	62.29
2026-02-11	JP MORGAN CHASE BANK, N.A. PROCUREMENT	00593352	PC0126POLC	AMAZON.COM*CL35124L (Purchase)	General Fund	27.23
2026-02-11	JP MORGAN CHASE BANK, N.A. PROCUREMENT	00593352	PC0126POLC	AMAZON MKTPL (Purchase)	General Fund	16.56
2026-02-11	JP MORGAN CHASE BANK, N.A. PROCUREMENT	00593352	PC0126POLC	AMAZON MKTPL (Purchase)	General Fund	111.18
2026-02-11	JP MORGAN CHASE BANK, N.A. PROCUREMENT	00593352	PC0126POLC	CHIPOTLE MEX GR ONL (Purchase)	General Fund	229.19
2026-02-11	JP MORGAN CHASE BANK, N.A. PROCUREMENT	00593352	PC0126POLC	CHIPOTLE MEX GR ONL (Purchase)	General Fund	122.91
2026-02-11	JP MORGAN CHASE BANK, N.A.	00593352	PC0126POLC	AMAZON MKTPL (Purchase)	General Fund	247.30

Payment Date	Vendor Name	Voucher No.	Invoice No.	Description	Fund Code	Amount Paid
	PROCUREMENT					
2026-02-11	JP MORGAN CHASE BANK, N.A. PROCUREMENT	00593352	PC0126POLC	AMAZON MKTPL (Purchase)	General Fund	152.76
2026-02-11	JP MORGAN CHASE BANK, N.A. PROCUREMENT	00593352	PC0126POLC	STARLINK INTERNET (Purchase)	General Fund	65.00
2026-02-11	JP MORGAN CHASE BANK, N.A. PROCUREMENT	00593352	PC0126POLC	K1 SPEED (Purchase)	General Fund	359.47
2026-02-11	JP MORGAN CHASE BANK, N.A. PROCUREMENT	00593352	PC0126POLC	AMAZON MKTPL (Purchase)	General Fund	55.36
2026-02-11	JP MORGAN CHASE BANK, N.A. PROCUREMENT	00593352	PC0126POLC	AMAZON MKTPL (Purchase)	General Fund	244.52
2026-02-11	JP MORGAN CHASE BANK, N.A. PROCUREMENT	00593352	PC0126POLC	AMAZON MKTPL (Purchase)	General Fund	174.69
2026-02-11	JP MORGAN CHASE BANK, N.A. PROCUREMENT	00593352	PC0126POLC	AMAZON MKTPL (Purchase)	General Fund	23.97
2026-02-11	JP MORGAN CHASE BANK, N.A. PROCUREMENT	00593352	PC0126POLC	MINUTEMAN PRESS - S (Purchase)	General Fund	649.83
2026-02-11	JP MORGAN CHASE BANK, N.A. PROCUREMENT	00593352	PC0126POLC	MINUTEMAN PRESS - S (Purchase)	General Fund	237.33
2026-02-11	JP MORGAN CHASE BANK, N.A. PROCUREMENT	00593352	PC0126POLC	AMAZON MKTPL (Purchase)	General Fund	7.63
2026-02-11	JP MORGAN CHASE BANK, N.A. PROCUREMENT	00593352	PC0126POLC	AMAZON MKTPL (Purchase)	General Fund	31.40
2026-02-11	JP MORGAN CHASE BANK, N.A. PROCUREMENT	00593352	PC0126POLC	SHIELDSPIKE LLC (Purchase)	General Fund	425.00
2026-02-11	JP MORGAN CHASE BANK, N.A. PROCUREMENT	00593352	PC0126POLC	AMAZON MKTPL (Purchase)	General Fund	28.58
2026-02-11	JP MORGAN CHASE BANK, N.A. PROCUREMENT	00593352	PC0126POLC	PIZZA MY HEART (Purchase)	General Fund	111.26
2026-02-11	JP MORGAN CHASE BANK, N.A. PROCUREMENT	00593352	PC0126POLC	FSP*ACCESS UNIFORMS (Purchase)	General Fund	915.41
2026-02-11	JP MORGAN CHASE BANK, N.A. PROCUREMENT	00593352	PC0126POLC	AMAZON MKTPL (Purchase)	General Fund	56.95
2026-02-11	JP MORGAN CHASE BANK, N.A. PROCUREMENT	00593352	PC0126POLC	AMAZON MKTPL (Purchase)	General Fund	67.84

Payment Date	Vendor Name	Voucher No.	Invoice No.	Description	Fund Code	Amount Paid
2026-02-11	JP MORGAN CHASE BANK, N.A. PROCUREMENT	00593352	PC0126POLC	IAPE (Purchase)	General Fund	65.00
2026-02-11	JP MORGAN CHASE BANK, N.A. PROCUREMENT	00593352	PC0126POLC	CALIFORNIA ASSOCIAT (Purchase)	General Fund	60.00
2026-02-11	JP MORGAN CHASE BANK, N.A. PROCUREMENT	00593353	PC0126CRCP	SMART AND FINAL 448 (Purchase)	General Fund	77.36
2026-02-11	JP MORGAN CHASE BANK, N.A. PROCUREMENT	00593353	PC0126CRCP	AMAZON MKTPL (Purchase)	General Fund	98.82
2026-02-11	JP MORGAN CHASE BANK, N.A. PROCUREMENT	00593353	PC0126CRCP	AMAZON MKTPL (Purchase)	General Fund	82.14
2026-02-11	JP MORGAN CHASE BANK, N.A. PROCUREMENT	00593353	PC0126CRCP	SAFEWAY #0700 (Purchase)	General Fund	28.55
2026-02-11	JP MORGAN CHASE BANK, N.A. PROCUREMENT	00593353	PC0126CRCP	AMAZON MKTPL (Purchase)	General Fund	17.86
2026-02-11	JP MORGAN CHASE BANK, N.A. PROCUREMENT	00593353	PC0126CRCP	AMAZON.COM*893EG9L3 (Purchase)	General Fund	17.52
2026-02-11	JP MORGAN CHASE BANK, N.A. PROCUREMENT	00593353	PC0126CRCP	AMAZON MKTPL (Purchase)	General Fund	10.80
2026-02-11	JP MORGAN CHASE BANK, N.A. PROCUREMENT	00593353	PC0126CRCP	SAFEWAY #0700 (Purchase)	General Fund	20.96
2026-02-11	JP MORGAN CHASE BANK, N.A. PROCUREMENT	00593353	PC0126CRCP	COSTCO WHSE #0423 (Purchase)	General Fund	99.55
2026-02-11	JP MORGAN CHASE BANK, N.A. PROCUREMENT	00593353	PC0126CRCP	SMART AND FINAL 448 (Purchase)	General Fund	10.90
2026-02-11	JP MORGAN CHASE BANK, N.A. PROCUREMENT	00593353	PC0126CRCP	NATASHAS ATTIC (Purchase)	General Fund	174.62
2026-02-11	JP MORGAN CHASE BANK, N.A. PROCUREMENT	00593353	PC0126CRCP	AMAZON MKTPLACE PMTS (Credit)	General Fund	-25.85
2026-02-11	JP MORGAN CHASE BANK, N.A. PROCUREMENT	00593353	PC0126CRCP	DOMINO'S 7932 (Purchase)	General Fund	137.36
2026-02-11	JP MORGAN CHASE BANK, N.A. PROCUREMENT	00593353	PC0126CRCP	AMAZON MKTPL (Purchase)	General Fund	112.08
2026-02-11	JP MORGAN CHASE BANK, N.A. PROCUREMENT	00593353	PC0126CRCP	UBIF- SANTA CLARA (Purchase)	General Fund	284.05
2026-02-11	JP MORGAN CHASE BANK, N.A.	00593353	PC0126CRCP	SMART AND FINAL 448 (Purchase)	General Fund	67.64

Payment Date	Vendor Name	Voucher No.	Invoice No.	Description	Fund Code	Amount Paid
	PROCUREMENT					
2026-02-11	JP MORGAN CHASE BANK, N.A. PROCUREMENT	00593353	PC0126CRCP	COSTCO WHSE #0129 (Purchase)	General Fund	77.82
2026-02-11	JP MORGAN CHASE BANK, N.A. PROCUREMENT	00593353	PC0126CRCP	COSTCO DELIVERY #84 (Purchase)	General Fund	589.28
2026-02-11	JP MORGAN CHASE BANK, N.A. PROCUREMENT	00593353	PC0126CRCP	COSTCO DELIVERY #84 (Purchase)	General Fund	697.76
2026-02-11	JP MORGAN CHASE BANK, N.A. PROCUREMENT	00593353	PC0126CRCP	SP DIAMONDCORE TOOL (Purchase)	General Fund	109.80
2026-02-11	JP MORGAN CHASE BANK, N.A. PROCUREMENT	00593353	PC0126CRCP	DBC (Purchase)	General Fund	80.75
2026-02-11	JP MORGAN CHASE BANK, N.A. PROCUREMENT	00593353	PC0126CRCP	AMAZON MKTPL (Purchase)	General Fund	33.82
2026-02-11	JP MORGAN CHASE BANK, N.A. PROCUREMENT	00593353	PC0126CRCP	ULINE (Purchase)	General Fund	110.99
2026-02-11	JP MORGAN CHASE BANK, N.A. PROCUREMENT	00593353	PC0126CRCP	DBC (Purchase)	General Fund	362.91
2026-02-11	JP MORGAN CHASE BANK, N.A. PROCUREMENT	00593353	PC0126CRCP	HOMEDEPOT.COM (Purchase)	General Fund	39.02
2026-02-11	JP MORGAN CHASE BANK, N.A. PROCUREMENT	00593353	PC0126CRCP	CLAY PLANET (Purchase)	General Fund	204.81
2026-02-11	JP MORGAN CHASE BANK, N.A. PROCUREMENT	00593353	PC0126CRCP	DBC (Purchase)	General Fund	15.96
2026-02-11	JP MORGAN CHASE BANK, N.A. PROCUREMENT	00593353	PC0126CRCP	CLAY PLANET (Purchase)	General Fund	1,729.69
2026-02-11	JP MORGAN CHASE BANK, N.A. PROCUREMENT	00593353	PC0126CRCP	CLAY PLANET (Purchase)	General Fund	388.45
2026-02-11	JP MORGAN CHASE BANK, N.A. PROCUREMENT	00593353	PC0126CRCP	AMAZON MKTPL (Purchase)	General Fund	25.39
2026-02-11	JP MORGAN CHASE BANK, N.A. PROCUREMENT	00593353	PC0126CRCP	PEET'S #26002 (Purchase)	General Fund	125.30
2026-02-11	JP MORGAN CHASE BANK, N.A. PROCUREMENT	00593353	PC0126CRCP	THE HOME DEPOT #063 (Purchase)	General Fund	55.25
2026-02-11	JP MORGAN CHASE BANK, N.A. PROCUREMENT	00593353	PC0126CRCP	THE HOME DEPOT #063 (Purchase)	General Fund	16.22

Payment Date	Vendor Name	Voucher No.	Invoice No.	Description	Fund Code	Amount Paid
2026-02-11	JP MORGAN CHASE BANK, N.A. PROCUREMENT	00593353	PC0126CRCP	LOWES #01756 (Purchase)	General Fund	81.44
2026-02-11	JP MORGAN CHASE BANK, N.A. PROCUREMENT	00593353	PC0126CRCP	SMART AND FINAL 448 (Purchase)	General Fund	63.96
2026-02-11	JP MORGAN CHASE BANK, N.A. PROCUREMENT	00593353	PC0126CRCP	DHARMA TRADING CO (Purchase)	General Fund	116.11
2026-02-11	JP MORGAN CHASE BANK, N.A. PROCUREMENT	00593353	PC0126CRCP	THE WEBSTAURANT STO (Purchase)	General Fund	48.83
2026-02-11	JP MORGAN CHASE BANK, N.A. PROCUREMENT	00593353	PC0126CRCP	AMAZON MKTPL (Purchase)	General Fund	27.75
2026-02-11	JP MORGAN CHASE BANK, N.A. PROCUREMENT	00593353	PC0126CRCP	AMAZON.COM*DC4441WL (Purchase)	General Fund	30.28
2026-02-11	JP MORGAN CHASE BANK, N.A. PROCUREMENT	00593353	PC0126CRCP	SMART AND FINAL 810 (Purchase)	General Fund	47.52
2026-02-11	JP MORGAN CHASE BANK, N.A. PROCUREMENT	00593353	PC0126CRCP	AMAZON.COM*US2TX3U1 (Purchase)	General Fund	159.08
2026-02-11	JP MORGAN CHASE BANK, N.A. PROCUREMENT	00593353	PC0126CRCP	THE WEBSTAURANT STO (Purchase)	General Fund	192.82
2026-02-11	JP MORGAN CHASE BANK, N.A. PROCUREMENT	00593353	PC0126CRCP	COSTCO WHSE #0129 (Purchase)	General Fund	41.01
2026-02-11	JP MORGAN CHASE BANK, N.A. PROCUREMENT	00593353	PC0126CRCP	COSTCO WHSE #0129 (Purchase)	General Fund	56.33
2026-02-11	JP MORGAN CHASE BANK, N.A. PROCUREMENT	00593353	PC0126CRCP	AMAZON.COM*BW03J21G (Purchase)	General Fund	16.69
2026-02-11	JP MORGAN CHASE BANK, N.A. PROCUREMENT	00593353	PC0126CRCP	AMAZON.COM*F35D17AK (Purchase)	General Fund	73.44
2026-02-11	JP MORGAN CHASE BANK, N.A. PROCUREMENT	00593353	PC0126CRCP	COSTCO WHSE #0129 (Purchase)	General Fund	68.12
2026-02-11	JP MORGAN CHASE BANK, N.A. PROCUREMENT	00593353	PC0126CRCP	AMERICAN RED CROSS (Purchase)	General Fund	120.00
2026-02-11	JP MORGAN CHASE BANK, N.A. PROCUREMENT	00593353	PC0126CRCP	KIEFER AQUATICS (Purchase)	General Fund	292.11
2026-02-11	JP MORGAN CHASE BANK, N.A. PROCUREMENT	00593353	PC0126CRCP	AMAZON MKTPL (Purchase)	General Fund	158.34
2026-02-11	JP MORGAN CHASE BANK, N.A.	00593353	PC0126CRCP	AMAZON MKTPL (Purchase)	General Fund	130.07

Payment Date	Vendor Name	Voucher No.	Invoice No.	Description	Fund Code	Amount Paid
	PROCUREMENT					
2026-02-11	JP MORGAN CHASE BANK, N.A. PROCUREMENT	00593353	PC0126CRCP	GETSLING.COM (Purchase)	General Fund	65.04
2026-02-11	JP MORGAN CHASE BANK, N.A. PROCUREMENT	00593353	PC0126CRCP	AMERICAN RED CROSS (Purchase)	General Fund	841.15
2026-02-11	JP MORGAN CHASE BANK, N.A. PROCUREMENT	00593353	PC0126CRCP	SP AV NOW INC. (Purchase)	General Fund	500.99
2026-02-11	JP MORGAN CHASE BANK, N.A. PROCUREMENT	00593353	PC0126CRCP	AMERICAN RED CROSS (Purchase)	General Fund	240.00
2026-02-11	JP MORGAN CHASE BANK, N.A. PROCUREMENT	00593353	PC0126CRCP	WATERSPRING (Purchase)	General Fund	35.75
2026-02-11	JP MORGAN CHASE BANK, N.A. PROCUREMENT	00593353	PC0126CRCP	AMERICAN RED CROSS (Purchase)	General Fund	432.00
2026-02-11	JP MORGAN CHASE BANK, N.A. PROCUREMENT	00593353	PC0126CRCP	AMAZON MKTPL (Purchase)	General Fund	389.78
2026-02-11	JP MORGAN CHASE BANK, N.A. PROCUREMENT	00593353	PC0126CRCP	AMAZON MKTPL (Purchase)	General Fund	135.17
2026-02-11	JP MORGAN CHASE BANK, N.A. PROCUREMENT	00593353	PC0126CRCP	USPS PO 0569530202 (Purchase)	General Fund	5.36
2026-02-11	JP MORGAN CHASE BANK, N.A. PROCUREMENT	00593353	PC0126CRCP	AMAZON MKTPL (Purchase)	General Fund	65.44
2026-02-11	JP MORGAN CHASE BANK, N.A. PROCUREMENT	00593353	PC0126CRCP	AMAZON MKTPL (Purchase)	General Fund	18.54
2026-02-11	JP MORGAN CHASE BANK, N.A. PROCUREMENT	00593353	PC0126CRCP	AMAZON MKTPL (Purchase)	General Fund	30.30
2026-02-11	JP MORGAN CHASE BANK, N.A. PROCUREMENT	00593353	PC0126CRCP	WEISSMAN'S THEATRIC (Purchase)	General Fund	1,908.56
2026-02-11	JP MORGAN CHASE BANK, N.A. PROCUREMENT	00593353	PC0126CRCP	REVDANCE.TENTH HOUS (Purchase)	General Fund	515.72
2026-02-11	JP MORGAN CHASE BANK, N.A. PROCUREMENT	00593353	PC0126CRCP	AMAZON MKTPL (Purchase)	General Fund	7.42
2026-02-11	JP MORGAN CHASE BANK, N.A. PROCUREMENT	00593353	PC0126CRCP	AMAZON MKTPL (Purchase)	General Fund	32.73
2026-02-11	JP MORGAN CHASE BANK, N.A. PROCUREMENT	00593353	PC0126CRCP	AMAZON MKTPL (Purchase)	General Fund	22.79

Payment Date	Vendor Name	Voucher No.	Invoice No.	Description	Fund Code	Amount Paid
2026-02-11	JP MORGAN CHASE BANK, N.A. PROCUREMENT	00593353	PC0126CRCP	AMAZON.COM*342JT6AF (Purchase)	General Fund	21.86
2026-02-11	JP MORGAN CHASE BANK, N.A. PROCUREMENT	00593353	PC0126CRCP	AMAZON MKTPL (Purchase)	General Fund	358.18
2026-02-11	JP MORGAN CHASE BANK, N.A. PROCUREMENT	00593353	PC0126CRCP	BLICK ART MATERIALS (Purchase)	General Fund	26.22
2026-02-11	JP MORGAN CHASE BANK, N.A. PROCUREMENT	00593353	PC0126CRCP	CALIFORNIA PARK & R (Purchase)	General Fund	150.00
2026-02-11	JP MORGAN CHASE BANK, N.A. PROCUREMENT	00593353	PC0126CRCP	IN *SANCRA SOUTHERN (Purchase)	General Fund	70.00
2026-02-11	JP MORGAN CHASE BANK, N.A. PROCUREMENT	00593354	PC0126STRT	SP HOSEWAREHOUSE.CO (Purchase)	General Fund	671.28
2026-02-11	JP MORGAN CHASE BANK, N.A. PROCUREMENT	00593354	PC0126STRT	AMAZON.COM*857FG0S2 (Purchase)	General Fund	44.22
2026-02-11	JP MORGAN CHASE BANK, N.A. PROCUREMENT	00593354	PC0126STRT	THE HOME DEPOT #0630 (Credit)	General Fund	-109.13
2026-02-11	JP MORGAN CHASE BANK, N.A. PROCUREMENT	00593354	PC0126STRT	AMAZON.COM*L80FM8PV (Purchase)	General Fund	406.08
2026-02-11	JP MORGAN CHASE BANK, N.A. PROCUREMENT	00593354	PC0126STRT	SP HOSEWAREHOUSE.CO (Purchase)	General Fund	1,122.75
2026-02-11	JP MORGAN CHASE BANK, N.A. PROCUREMENT	00593354	PC0126STRT	GRIMCO INC (Purchase)	General Fund	838.08
2026-02-11	JP MORGAN CHASE BANK, N.A. PROCUREMENT	00593354	PC0126STRT	THE HOME DEPOT #063 (Purchase)	General Fund	457.18
2026-02-11	JP MORGAN CHASE BANK, N.A. PROCUREMENT	00593353	PC0126CRCP	AMAZON MKTPL (Purchase)	General Fund	66.96
2026-02-11	JP MORGAN CHASE BANK, N.A. PROCUREMENT	00593353	PC0126CRCP	AMAZON.COM*ES5ME5SH (Purchase)	General Fund	20.22
2026-02-11	JP MORGAN CHASE BANK, N.A. PROCUREMENT	00593353	PC0126CRCP	AMAZON MKTPL (Purchase)	General Fund	133.12
2026-02-11	JP MORGAN CHASE BANK, N.A. PROCUREMENT	00593353	PC0126CRCP	AMAZON MKTPL (Purchase)	General Fund	49.05
2026-02-11	JP MORGAN CHASE BANK, N.A. PROCUREMENT	00593353	PC0126CRCP	AMAZON MKTPL (Purchase)	General Fund	27.27
2026-02-11	JP MORGAN CHASE BANK, N.A.	00593353	PC0126CRCP	AMAZON MKTPL (Purchase)	General Fund	38.73

Payment Date	Vendor Name	Voucher No.	Invoice No.	Description	Fund Code	Amount Paid
	PROCUREMENT					
2026-02-11	JP MORGAN CHASE BANK, N.A. PROCUREMENT	00593353	PC0126CRCP	THE HOME DEPOT #063 (Purchase)	General Fund	1,095.71
2026-02-11	JP MORGAN CHASE BANK, N.A. PROCUREMENT	00593353	PC0126CRCP	AMAZON MKTPL (Purchase)	General Fund	39.92
2026-02-11	JP MORGAN CHASE BANK, N.A. PROCUREMENT	00593353	PC0126CRCP	THE HOME DEPOT #063 (Purchase)	General Fund	161.84
2026-02-11	JP MORGAN CHASE BANK, N.A. PROCUREMENT	00593353	PC0126CRCP	AMAZON MKTPL (Purchase)	General Fund	13.43
2026-02-11	JP MORGAN CHASE BANK, N.A. PROCUREMENT	00593335	PC0126BLDG	AMAZON MKTPL (Purchase)	General Fund	10.64
2026-02-11	JP MORGAN CHASE BANK, N.A. PROCUREMENT	00593343	PC0126ENGN	APPLIED PAVEMENT TE (Purchase)	General Fund	20.00
2026-02-11	JP MORGAN CHASE BANK, N.A. PROCUREMENT	00593343	PC0126ENGN	FEDEX (Purchase)	General Fund	43.18
2026-02-11	JP MORGAN CHASE BANK, N.A. PROCUREMENT	00593343	PC0126ENGN	AMAZON MKTPL (Purchase)	General Fund	24.00
2026-02-11	JP MORGAN CHASE BANK, N.A. PROCUREMENT	00593343	PC0126ENGN	THE SOURCING GROUP (Purchase)	General Fund	70.93
2026-02-11	JP MORGAN CHASE BANK, N.A. PROCUREMENT	00593344	PC0126FACL	SIGLER SAJ (Purchase)	General Fund	204.13
2026-02-11	JP MORGAN CHASE BANK, N.A. PROCUREMENT	00593344	PC0126FACL	SUPPLYHOUSE.COM (Purchase)	General Fund	50.28
2026-02-11	JP MORGAN CHASE BANK, N.A. PROCUREMENT	00593344	PC0126FACL	B409 UNITED REFRIGE (Purchase)	General Fund	99.27
2026-02-11	JP MORGAN CHASE BANK, N.A. PROCUREMENT	00593344	PC0126FACL	THE HOME DEPOT 630 (Purchase)	General Fund	53.34
2026-02-11	JP MORGAN CHASE BANK, N.A. PROCUREMENT	00593344	PC0126FACL	THE HOME DEPOT 630 (Purchase)	General Fund	12.78
2026-02-11	JP MORGAN CHASE BANK, N.A. PROCUREMENT	00593344	PC0126FACL	THE HOME DEPOT 630 (Purchase)	General Fund	54.50
2026-02-11	JP MORGAN CHASE BANK, N.A. PROCUREMENT	00593344	PC0126FACL	THE HOME DEPOT #063 (Purchase)	General Fund	1,323.68
2026-02-11	JP MORGAN CHASE BANK, N.A. PROCUREMENT	00593344	PC0126FACL	B409 UNITED REFRIGE (Purchase)	General Fund	18.28

Payment Date	Vendor Name	Voucher No.	Invoice No.	Description	Fund Code	Amount Paid
2026-02-11	JP MORGAN CHASE BANK, N.A. PROCUREMENT	00593344	PC0126FACL	THE HOME DEPOT 630 (Purchase)	General Fund	86.21
2026-02-11	JP MORGAN CHASE BANK, N.A. PROCUREMENT	00593344	PC0126FACL	SIGLER SAJ (Purchase)	General Fund	573.28
2026-02-11	JP MORGAN CHASE BANK, N.A. PROCUREMENT	00593344	PC0126FACL	FOSTER BROS SECURIT (Purchase)	General Fund	56.42
2026-02-11	JP MORGAN CHASE BANK, N.A. PROCUREMENT	00593344	PC0126FACL	THE HOME DEPOT #063 (Purchase)	General Fund	83.94
2026-02-11	JP MORGAN CHASE BANK, N.A. PROCUREMENT	00593344	PC0126FACL	THE HOME DEPOT #063 (Purchase)	General Fund	91.59
2026-02-11	JP MORGAN CHASE BANK, N.A. PROCUREMENT	00593344	PC0126FACL	THE HOME DEPOT #063 (Purchase)	General Fund	47.96
2026-02-11	JP MORGAN CHASE BANK, N.A. PROCUREMENT	00593344	PC0126FACL	WELDER S HEAVEN (Purchase)	General Fund	511.48
2026-02-11	JP MORGAN CHASE BANK, N.A. PROCUREMENT	00593344	PC0126FACL	THE HOME DEPOT #063 (Purchase)	General Fund	171.62
2026-02-11	JP MORGAN CHASE BANK, N.A. PROCUREMENT	00593344	PC0126FACL	THE HOME DEPOT #063 (Purchase)	General Fund	19.27
2026-02-11	JP MORGAN CHASE BANK, N.A. PROCUREMENT	00593344	PC0126FACL	THE HOME DEPOT #063 (Purchase)	General Fund	305.24
2026-02-11	JP MORGAN CHASE BANK, N.A. PROCUREMENT	00593344	PC0126FACL	THE HOME DEPOT #063 (Purchase)	General Fund	66.09
2026-02-11	JP MORGAN CHASE BANK, N.A. PROCUREMENT	00593344	PC0126FACL	THE HOME DEPOT 630 (Purchase)	General Fund	177.66
2026-02-11	JP MORGAN CHASE BANK, N.A. PROCUREMENT	00593344	PC0126FACL	SP NW LOCK SUPPLY (Purchase)	General Fund	126.39
2026-02-11	JP MORGAN CHASE BANK, N.A. PROCUREMENT	00593344	PC0126FACL	SP CLK SUPPLIES LLC (Purchase)	General Fund	135.28
2026-02-11	JP MORGAN CHASE BANK, N.A. PROCUREMENT	00593344	PC0126FACL	KEYMATE INC (Purchase)	General Fund	67.51
2026-02-11	JP MORGAN CHASE BANK, N.A. PROCUREMENT	00593344	PC0126FACL	AMAZON MKTPL (Purchase)	General Fund	25.09
2026-02-11	JP MORGAN CHASE BANK, N.A. PROCUREMENT	00593344	PC0126FACL	ONLINE METAL (Purchase)	General Fund	184.01
2026-02-11	JP MORGAN CHASE BANK, N.A.	00593344	PC0126FACL	SP PLUS SUPPLIERS L (Purchase)	General Fund	28.27

Payment Date	Vendor Name	Voucher No.	Invoice No.	Description	Fund Code	Amount Paid
	PROCUREMENT					
2026-02-11	JP MORGAN CHASE BANK, N.A. PROCUREMENT	00593344	PC0126FACL	ONLINE METAL (Purchase)	General Fund	70.74
2026-02-11	JP MORGAN CHASE BANK, N.A. PROCUREMENT	00593344	PC0126FACL	SUPPLYHOUSE.COM (Purchase)	General Fund	28.92
2026-02-11	JP MORGAN CHASE BANK, N.A. PROCUREMENT	00593344	PC0126FACL	AMAZON MKTPL (Purchase)	General Fund	425.52
2026-02-11	JP MORGAN CHASE BANK, N.A. PROCUREMENT	00593344	PC0126FACL	AMAZON MKTPL (Purchase)	General Fund	211.18
2026-02-11	JP MORGAN CHASE BANK, N.A. PROCUREMENT	00593344	PC0126FACL	THE HOME DEPOT #063 (Purchase)	General Fund	114.01
2026-02-11	JP MORGAN CHASE BANK, N.A. PROCUREMENT	00593344	PC0126FACL	ANCHOR ELECTRONICS (Purchase)	General Fund	112.12
2026-02-11	JP MORGAN CHASE BANK, N.A. PROCUREMENT	00593344	PC0126FACL	STAPLES 00107 (Purchase)	General Fund	37.48
2026-02-11	JP MORGAN CHASE BANK, N.A. PROCUREMENT	00593344	PC0126FACL	ANCHOR ELECTRONICS (Purchase)	General Fund	126.92
2026-02-11	JP MORGAN CHASE BANK, N.A. PROCUREMENT	00593344	PC0126FACL	THE HOME DEPOT #063 (Purchase)	General Fund	153.15
2026-02-11	JP MORGAN CHASE BANK, N.A. PROCUREMENT	00593344	PC0126FACL	THE HOME DEPOT #063 (Purchase)	General Fund	107.85
2026-02-11	JP MORGAN CHASE BANK, N.A. PROCUREMENT	00593344	PC0126FACL	THE HOME DEPOT #063 (Purchase)	General Fund	87.59
2026-02-11	JP MORGAN CHASE BANK, N.A. PROCUREMENT	00593344	PC0126FACL	THE HOME DEPOT #063 (Purchase)	General Fund	340.46
2026-02-11	JP MORGAN CHASE BANK, N.A. PROCUREMENT	00593344	PC0126FACL	THE HOME DEPOT #063 (Purchase)	General Fund	72.73
2026-02-11	JP MORGAN CHASE BANK, N.A. PROCUREMENT	00593344	PC0126FACL	THE HOME DEPOT 630 (Purchase)	General Fund	45.90
2026-02-11	JP MORGAN CHASE BANK, N.A. PROCUREMENT	00593344	PC0126FACL	SP VOOMI SUPPLY (Purchase)	General Fund	34.86
2026-02-11	JP MORGAN CHASE BANK, N.A. PROCUREMENT	00593344	PC0126FACL	THE HOME DEPOT 630 (Purchase)	General Fund	8.71
2026-02-11	JP MORGAN CHASE BANK, N.A. PROCUREMENT	00593355	PC0126WATR	AMAZON MKTPL (Purchase)	Sewer Utility	107.31

Payment Date	Vendor Name	Voucher No.	Invoice No.	Description	Fund Code	Amount Paid
2026-02-11	JP MORGAN CHASE BANK, N.A. PROCUREMENT	00593355	PC0126WATR	HILTI INC (Purchase)	Sewer Utility	334.05
2026-02-11	JP MORGAN CHASE BANK, N.A. PROCUREMENT	00593355	PC0126WATR	AMAZON.COM*E01RN7R0 (Purchase)	Sewer Utility	17.36
2026-02-11	JP MORGAN CHASE BANK, N.A. PROCUREMENT	00593355	PC0126WATR	MUNICIPAL MAINTENAN (Purchase)	Sewer Utility	589.43
2026-02-11	JP MORGAN CHASE BANK, N.A. PROCUREMENT	00593355	PC0126WATR	WWW COSTCO COM (Purchase)	Sewer Utility	1,607.97
2026-02-11	JP MORGAN CHASE BANK, N.A. PROCUREMENT	00593355	PC0126WATR	AMAZON MKTPL (Purchase)	Sewer Utility	35.13
2026-02-11	JP MORGAN CHASE BANK, N.A. PROCUREMENT	00593355	PC0126WATR	AMAZON MKTPL (Purchase)	Sewer Utility	211.08
2026-02-11	JP MORGAN CHASE BANK, N.A. PROCUREMENT	00593355	PC0126WATR	AMAZON MKTPL (Purchase)	Sewer Utility	48.71
2026-02-11	JP MORGAN CHASE BANK, N.A. PROCUREMENT	00593355	PC0126WATR	AMAZON.COM*3L3M63VL (Purchase)	Sewer Utility	5.47
2026-02-11	JP MORGAN CHASE BANK, N.A. PROCUREMENT	00593355	PC0126WATR	AMAZON.COM*1M64D0K1 (Purchase)	Sewer Utility	49.08
2026-02-11	JP MORGAN CHASE BANK, N.A. PROCUREMENT	00593355	PC0126WATR	CALIFORNIA WATER EN (Purchase)	Sewer Utility	251.00
2026-02-11	JP MORGAN CHASE BANK, N.A. PROCUREMENT	00593355	PC0126WATR	CALIFORNIA WATER EN (Purchase)	Sewer Utility	119.00
2026-02-11	JP MORGAN CHASE BANK, N.A. PROCUREMENT	00593355	PC0126WATR	AMAZON MKTPL (Purchase)	Sewer Utility	152.84
2026-02-11	JP MORGAN CHASE BANK, N.A. PROCUREMENT	00593355	PC0126WATR	AMAZON MKTPL (Purchase)	Sewer Utility	108.02
2026-02-11	JP MORGAN CHASE BANK, N.A. PROCUREMENT	00593355	PC0126WATR	CALIFORNIA WATER EN (Purchase)	Sewer Utility	251.00
2026-02-11	JP MORGAN CHASE BANK, N.A. PROCUREMENT	00593355	PC0126WATR	CALIFORNIA WATER EN (Purchase)	Sewer Utility	114.00
2026-02-11	JP MORGAN CHASE BANK, N.A. PROCUREMENT	00593355	PC0126WATR	ROYAL BRASS INC - S (Purchase)	Sewer Utility	100.08
2026-02-11	JP MORGAN CHASE BANK, N.A. PROCUREMENT	00593355	PC0126WATR	CALIFORNIA WATER EN (Purchase)	Sewer Utility	251.00
2026-02-11	JP MORGAN CHASE BANK, N.A.	00593355	PC0126WATR	CALIFORNIA WATER EN (Purchase)	Sewer Utility	251.00

Payment Date	Vendor Name	Voucher No.	Invoice No.	Description	Fund Code	Amount Paid
	PROCUREMENT					
2026-02-11	JP MORGAN CHASE BANK, N.A. PROCUREMENT	00593344	PC0126FACL	GIH*GLOBALINDUSTRIA (Purchase)	General Government - Other	878.05
2026-02-11	JP MORGAN CHASE BANK, N.A. PROCUREMENT	00593344	PC0126FACL	JOHNSTONE SUPPLY - (Purchase)	General Government - Other	62.13
2026-02-11	JP MORGAN CHASE BANK, N.A. PROCUREMENT	00593344	PC0126FACL	JOHNSTONE SUPPLY - (Purchase)	General Government - Other	76.61
2026-02-11	JP MORGAN CHASE BANK, N.A. PROCUREMENT	00593344	PC0126FACL	DAIKIN SAN JOSE 736 (Purchase)	General Government - Other	503.22
2026-02-11	JP MORGAN CHASE BANK, N.A. PROCUREMENT	00593344	PC0126FACL	DAIKIN SAN JOSE 736 (Credit)	General Government - Other	-225.62
2026-02-11	JP MORGAN CHASE BANK, N.A. PROCUREMENT	00593344	PC0126FACL	RE MICHEL #272 (Purchase)	General Government - Other	471.19
2026-02-11	JP MORGAN CHASE BANK, N.A. PROCUREMENT	00593344	PC0126FACL	THE HOME DEPOT 630 (Purchase)	General Government - Other	27.63
2026-02-11	JP MORGAN CHASE BANK, N.A. PROCUREMENT	00593344	PC0126FACL	STANDARD PLUMBING 9 (Purchase)	General Government - Other	918.00
2026-02-11	JP MORGAN CHASE BANK, N.A. PROCUREMENT	00593345	PC0126FINC	AMAZON MKTPL (Purchase)	Sewer Utility	107.94
2026-02-11	JP MORGAN CHASE BANK, N.A. PROCUREMENT	00593345	PC0126FINC	AMAZON.COM*K918Z4OP (Purchase)	Sewer Utility	36.28
2026-02-11	JP MORGAN CHASE BANK, N.A. PROCUREMENT	00593348	PC0126INFO	BLUEBEAM INC. (Purchase)	Sewer Utility	130.00
2026-02-11	JP MORGAN CHASE BANK, N.A. PROCUREMENT	00593348	PC0126INFO	ZOOM.COM 888-799-96 (Purchase)	Information Technology Service	1,020.89
2026-02-11	JP MORGAN CHASE BANK, N.A. PROCUREMENT	00593348	PC0126INFO	LOGICAL OPERATIONS (Purchase)	Information Technology Service	91.28
2026-02-11	JP MORGAN CHASE BANK, N.A. PROCUREMENT	00593348	PC0126INFO	LOGICAL OPERATIONS (Purchase)	Information Technology Service	54.77
2026-02-11	JP MORGAN CHASE BANK, N.A. PROCUREMENT	00593348	PC0126INFO	AMAZON MKTPL (Purchase)	Information Technology Service	284.72
2026-02-11	JP MORGAN CHASE BANK, N.A. PROCUREMENT	00593348	PC0126INFO	SSL.COM CERTIFICATE (Purchase)	Information Technology Service	352.80
2026-02-11	JP MORGAN CHASE BANK, N.A. PROCUREMENT	00593348	PC0126INFO	DNH*GODADDY (Purchase)	Information Technology Service	11.99

Payment Date	Vendor Name	Voucher No.	Invoice No.	Description	Fund Code	Amount Paid
2026-02-11	JP MORGAN CHASE BANK, N.A. PROCUREMENT	00593348	PC0126INFO	SOFTROS* LGNEXPRT (Purchase)	Information Technology Service	1,699.95
2026-02-11	JP MORGAN CHASE BANK, N.A. PROCUREMENT	00593349	PC0126LIBR	COSTCO WHSE #0129 (Purchase)	Library Operating Grant Fund	50.46
2026-02-11	JP MORGAN CHASE BANK, N.A. PROCUREMENT	00593349	PC0126LIBR	AMAZON MKTPL (Purchase)	Library Operating Grant Fund	139.27
2026-02-11	JP MORGAN CHASE BANK, N.A. PROCUREMENT	00593349	PC0126LIBR	BETTER IMPACT (Purchase)	Library Operating Grant Fund	2,207.00
2026-02-11	JP MORGAN CHASE BANK, N.A. PROCUREMENT	00593349	PC0126LIBR	AMAZON.COM*AR0SC7H7 (Purchase)	Library Operating Grant Fund	20.76
2026-02-11	JP MORGAN CHASE BANK, N.A. PROCUREMENT	00593349	PC0126LIBR	AMAZON MKTPL (Purchase)	Library Operating Grant Fund	256.58
2026-02-11	JP MORGAN CHASE BANK, N.A. PROCUREMENT	00593349	PC0126LIBR	SAFEWAY #0700 (Purchase)	Library Operating Grant Fund	18.60
2026-02-11	JP MORGAN CHASE BANK, N.A. PROCUREMENT	00593334	PC0126AUTO	ROLL-RITE LLC (Purchase)	Fleet Operation Fund	1,411.65
2026-02-11	JP MORGAN CHASE BANK, N.A. PROCUREMENT	00593334	PC0126AUTO	AMAZON MKTPL (Purchase)	Vehicle Replacement Fund	20.72
2026-02-11	JP MORGAN CHASE BANK, N.A. PROCUREMENT	00593334	PC0126AUTO	AMAZON MKTPL (Purchase)	Fleet Operation Fund	27.98
2026-02-11	JP MORGAN CHASE BANK, N.A. PROCUREMENT	00593334	PC0126AUTO	IN *TIRE WAREHOUSE (Purchase)	Fleet Operation Fund	90.00
2026-02-11	JP MORGAN CHASE BANK, N.A. PROCUREMENT	00593334	PC0126AUTO	CTC-VIS (Purchase)	Fleet Operation Fund	158.75
2026-02-11	JP MORGAN CHASE BANK, N.A. PROCUREMENT	00593334	PC0126AUTO	CTC-VIS *SVC (Purchase)	Fleet Operation Fund	4.75
2026-02-11	JP MORGAN CHASE BANK, N.A. PROCUREMENT	00593334	PC0126AUTO	IN *RA AUTOMOTIVE S (Purchase)	Fleet Operation Fund	616.27
2026-02-11	JP MORGAN CHASE BANK, N.A. PROCUREMENT	00593334	PC0126AUTO	IN *TIRE WAREHOUSE (Purchase)	Fleet Operation Fund	90.00
2026-02-11	JP MORGAN CHASE BANK, N.A. PROCUREMENT	00593346	PC0126FIRE	AMAZON MKTPL (Purchase)	Fire New Dvlpmnt Srvc Fee	185.49
2026-02-11	JP MORGAN CHASE BANK, N.A. PROCUREMENT	00593346	PC0126FIRE	AMAZON MKTPL (Purchase)	Fire New Dvlpmnt Srvc Fee	36.39
2026-02-11	JP MORGAN CHASE BANK, N.A.	00593346	PC0126FIRE	AMAZON.COM*GK8YP1QT	Fire New Dvlpmnt Srvc	80.47

Payment Date	Vendor Name	Voucher No.	Invoice No.	Description	Fund Code	Amount Paid
	PROCUREMENT			(Purchase)	Fee	
2026-02-11	JP MORGAN CHASE BANK, N.A. PROCUREMENT	00593346	PC0126FIRE	AMAZON MKTPL (Purchase)	Fire New Dvlpmnt Srvc Fee	41.36
2026-02-11	JP MORGAN CHASE BANK, N.A. PROCUREMENT	00593346	PC0126FIRE	AMAZON MKTPL (Purchase)	Fire New Dvlpmnt Srvc Fee	1,887.04
2026-02-11	JP MORGAN CHASE BANK, N.A. PROCUREMENT	00593346	PC0126FIRE	AMAZON MKTPL (Purchase)	Fire New Dvlpmnt Srvc Fee	202.11
2026-02-11	JP MORGAN CHASE BANK, N.A. PROCUREMENT	00593346	PC0126FIRE	AMAZON.COM*KU8265NX (Purchase)	Fire New Dvlpmnt Srvc Fee	93.84
2026-02-11	JP MORGAN CHASE BANK, N.A. PROCUREMENT	00593346	PC0126FIRE	AMAZON MKTPL (Purchase)	Fire New Dvlpmnt Srvc Fee	2,089.48
2026-02-11	JP MORGAN CHASE BANK, N.A. PROCUREMENT	00593346	PC0126FIRE	AMAZON MKTPL (Purchase)	Fire New Dvlpmnt Srvc Fee	21.34
2026-02-11	JP MORGAN CHASE BANK, N.A. PROCUREMENT	00593348	PC0126INFO	BLUEBEAM INC. (Purchase)	Fire New Dvlpmnt Srvc Fee	260.00
2026-02-11	JP MORGAN CHASE BANK, N.A. PROCUREMENT	00593354	PC0126STRT	CDTFA FLEXPAY & CC (Purchase)	Fleet Operation Fund	30.41
2026-02-11	JP MORGAN CHASE BANK, N.A. PROCUREMENT	00593354	PC0126STRT	CDTFA FLEXPAY & CC (Purchase)	Fleet Operation Fund	1,322.00
				Total for Payment No.:		206,412.07

Payment No: 036091

Payment Date	Vendor Name	Voucher No.	Invoice No.	Description	Fund Code	Amount Paid
2026-03-06	SEDGWICK CLAIMS MGMT SVCS INC	00593652	SF-8029-2026-01852721	ESCROW DEPOSIT FOR WORKER'S CO	Workers Compensation	257,602.61
				Total for Payment No.:		257,602.61

Payment No: 036092

Payment Date	Vendor Name	Voucher No.	Invoice No.	Description	Fund Code	Amount Paid
2026-03-06	SMART ENERGY WATER	00592712	11112	EXTENSION YR 2026-2027	General Fund	240,198.00
				Total for Payment No.:		240,198.00

Payment No: 035924

Payment Date	Vendor Name	Voucher No.	Invoice No.	Description	Fund Code	Amount Paid
2026-02-20	LPA INC	00592638	ARIV1017861	INTERNATIONAL SWIM CENTER REHA	Parks And Recreation	221,979.00
				Total for Payment No.:		221,979.00

Payment No: 732090

Payment Date	Vendor Name	Voucher No.	Invoice No.	Description	Fund Code	Amount Paid
2026-02-20	TRB AND ASSOCIATES, INC.	00592681	6855	PLAN REVIEW SERVICES	Building New Dvlpmnt Srvc Fee	11,200.00
2026-02-20	TRB AND ASSOCIATES, INC.	00592682	6919	PLAN REVIEW SERVICES	Building New Dvlpmnt Srvc Fee	113,700.81
2026-02-20	TRB AND ASSOCIATES, INC.	00592683	6950	PLAN REVIEW SERVICES	Building New Dvlpmnt Srvc Fee	5,600.00
2026-02-20	TRB AND ASSOCIATES, INC.	00592679	6720	PLAN REVIEW SERVICES	Building New Dvlpmnt Srvc Fee	52,397.41
2026-02-20	TRB AND ASSOCIATES, INC.	00592680	6819	PLAN REVIEW SERVICES	Building New Dvlpmnt Srvc Fee	28,527.35
				Total for Payment No.:		211,425.57

Payment No: W26194

Payment Date	Vendor Name	Voucher No.	Invoice No.	Description	Fund Code	Amount Paid
2026-03-04	SEDGWICK CLAIMS MGMT SVCS INC	00593594	CC-8029-2026-02261527	ESCROW DEP WORKERS COMP ACCT	Workers Compensation	207,845.71
				Total for Payment No.:		207,845.71

Payment No: 035987

Payment Date	Vendor Name	Voucher No.	Invoice No.	Description	Fund Code	Amount Paid
2026-02-27	GAHRAHMAT FAMILY LTD II	00593083	GFLP2-23908	YP2603 BASE RENT MARCH 2026 83	Water Utility	8,100.00
2026-02-27	GAHRAHMAT FAMILY LTD II	00593083	GFLP2-23908	YP2602 PROP TAX/INS/MGMT FEE M	Water Utility	1,029.55
2026-02-27	GAHRAHMAT FAMILY LTD II	00593083	GFLP2-23908	YP2512 SC UTIL WATER/SEWER/FIR	Water Utility	67.82

Payment Date	Vendor Name	Voucher No.	Invoice No.	Description	Fund Code	Amount Paid
2026-02-27	GAHRAHMAT FAMILY LTD II	00593083	GFLP2-23908	YP2601 SC ELECTIC UTIL JAN 202	Water Utility	186.63
2026-02-27	GAHRAHMAT FAMILY LTD II	00593083	GFLP2-23908	YP2601 COMM AREA JAN 2026 831/	Water Utility	131.43
2026-02-27	GAHRAHMAT FAMILY LTD II	00593083	GFLP2-23908	YP2601 PGE JAN 2026 831/851 MA	Water Utility	125.27
2026-02-27	GAHRAHMAT FAMILY LTD II	00593083	GFLP2-23908	YP2512 SC UTIL WATER/SEWER/FIR	Water Recycling Program	15.07
2026-02-27	GAHRAHMAT FAMILY LTD II	00593083	GFLP2-23908	YP2601 SC ELECTIC UTIL JAN 202	Water Recycling Program	41.47
2026-02-27	GAHRAHMAT FAMILY LTD II	00593083	GFLP2-23908	YP2601 COMM AREA JAN 2026 831/	Water Recycling Program	29.21
2026-02-27	GAHRAHMAT FAMILY LTD II	00593083	GFLP2-23908	YP2601 PGE JAN 2026 831/851 MA	Water Recycling Program	27.84
2026-02-27	GAHRAHMAT FAMILY LTD II	00593083	GFLP2-23908	YP2603 BASE RENT MARCH 2026 83	Water Recycling Program	1,800.00
2026-02-27	GAHRAHMAT FAMILY LTD II	00593083	GFLP2-23908	YP2602 PROP TAX/INS/MGMT FEE M	Water Recycling Program	228.79
2026-02-27	GAHRAHMAT FAMILY LTD II	00593083	GFLP2-23908	YP2601 COMM AREA JAN 2026 831/	Sewer Utility	131.43
2026-02-27	GAHRAHMAT FAMILY LTD II	00593083	GFLP2-23908	YP2601 PGE JAN 2026 831/851 MA	Sewer Utility	125.27
2026-02-27	GAHRAHMAT FAMILY LTD II	00593083	GFLP2-23908	YP2603 BASE RENT MARCH 2026 83	Sewer Utility	8,100.00
2026-02-27	GAHRAHMAT FAMILY LTD II	00593083	GFLP2-23908	YP2602 PROP TAX/INS/MGMT FEE M	Sewer Utility	1,029.55
2026-02-27	GAHRAHMAT FAMILY LTD II	00593083	GFLP2-23908	YP2512 SC UTIL WATER/SEWER/FIR	Sewer Utility	67.82
2026-02-27	GAHRAHMAT FAMILY LTD II	00593083	GFLP2-23908	YP2601 SC ELECTIC UTIL JAN 202	Sewer Utility	186.63
				Total for Payment No.:		21,423.78

Payment No: 732055

Payment Date	Vendor Name	Voucher No.	Invoice No.	Description	Fund Code	Amount Paid
2026-02-20	ONE DAY INSTALLATION AND	00592755	6835	CHANGE ORDER 1: LABOR - HARDWI	General Fund	2,986.00
2026-02-20	ONE DAY INSTALLATION AND	00592756	6790	2319 GIANERA ST REHABILITATION	General Fund	174,500.00
				Total for Payment No.:		177,486.00

Payment No: W26198

Payment Date	Vendor Name	Voucher No.	Invoice No.	Description	Fund Code	Amount Paid
2026-03-06	WASHINGTON TRUST BANK	00593699	02/15/26-02/28/26	WT:VEBA CONTRIB B2605	Fringe Benefits	161,687.79
				Total for Payment No.:		161,687.79

Payment No: 035858

Payment Date	Vendor Name	Voucher No.	Invoice No.	Description	Fund Code	Amount Paid
2026-02-13	ROSENDIN ELECTRIC INC	00592137	PO 25252 RETENTION RELEASE	PO 25252 RETENTION RELEASE	Public Buildings	160,106.72
				Total for Payment No.:		160,106.72

Payment No: 036020

Payment Date	Vendor Name	Voucher No.	Invoice No.	Description	Fund Code	Amount Paid
2026-02-27	SILICON VALLEY PAVING INC	00593019	999010257	MISCELLANEOUS ASPHALT AND CONC	Public Buildings	132,420.00
2026-02-27	SILICON VALLEY PAVING INC	00593019	999010257	CONTINGENCY.	Public Buildings	23,695.23
2026-02-27	SILICON VALLEY PAVING INC	00593019	999010257	RETENTION	Public Buildings	-7,805.76
				Total for Payment No.:		148,309.47

Payment No: 732035

Payment Date	Vendor Name	Voucher No.	Invoice No.	Description	Fund Code	Amount Paid
2026-02-20	IMPEC GROUP, LLC	00592111	2601132	CRC JAN 2026	General Fund	8,580.00
2026-02-20	IMPEC GROUP, LLC	00592104	2601222	LICKMILL	General Fund	1,800.00
2026-02-20	IMPEC GROUP, LLC	00592105	2601217	WESTWOOD OAKS	General Fund	850.00
2026-02-20	IMPEC GROUP, LLC	00592106	2601216	MAYWOOD PARK	General Fund	850.00
2026-02-20	IMPEC GROUP, LLC	00592107	2601215	MACHEDO PARK	General Fund	850.00
2026-02-20	IMPEC GROUP, LLC	00592109	2601213	LAWRENCE STATIN	LawrenceStation MaintenanceCFD	1,200.00
2026-02-20	IMPEC GROUP, LLC	00592110	2601134	JANURY 2026	General Fund	130,949.25
2026-02-20	IMPEC GROUP, LLC	00592108	2601214	MORSE MANSION	General Government - Other	1,320.00

Payment Date	Vendor Name	Voucher No.	Invoice No.	Description	Fund Code	Amount Paid
				Total for Payment No.:		146,399.25

Payment No: 732345

Payment Date	Vendor Name	Voucher No.	Invoice No.	Description	Fund Code	Amount Paid
2026-03-06	DOWNTOWN FORD SALES	00593306	2022181	479 - PRO POWER ONBOARD 936KW	Vehicle Replacement Fund	1,309.50
2026-03-06	DOWNTOWN FORD SALES	00593306	2022181	53D - MAX TRAILER TOW PACK	Vehicle Replacement Fund	1,200.38
2026-03-06	DOWNTOWN FORD SALES	00593306	2022181	60S - SPARE WHEEL/TIRE	Vehicle Replacement Fund	190.97
2026-03-06	DOWNTOWN FORD SALES	00593306	2022181	66A - MOBILE POWER CORD	Vehicle Replacement Fund	654.75
2026-03-06	DOWNTOWN FORD SALES	00593306	2022181	96W - SPRAY-IN BEDLINER	Vehicle Replacement Fund	682.03
2026-03-06	DOWNTOWN FORD SALES	00593306	2022181	DOC FEE	Vehicle Replacement Fund	92.76
2026-03-06	DOWNTOWN FORD SALES	00593306	2022181	FORD CUSTOMER CASH (VALID UNTI	Vehicle Replacement Fund	-9,000.00
2026-03-06	DOWNTOWN FORD SALES	00593306	2022181	DELIVERY	Vehicle Replacement Fund	500.00
2026-03-06	DOWNTOWN FORD SALES	00593306	2022181	CA TIRE TAX	Vehicle Replacement Fund	8.75
2026-03-06	DOWNTOWN FORD SALES	00593307	2022185	2025 FORD F150 CREW CAB LIGHTN	Vehicle Replacement Fund	53,271.54
2026-03-06	DOWNTOWN FORD SALES	00593307	2022185	99U - EXTENDED RANGE BATTERY -	Vehicle Replacement Fund	0.00
2026-03-06	DOWNTOWN FORD SALES	00593307	2022185	W3L/312A - FLASH TRIM LEVEL	Vehicle Replacement Fund	24,607.69
2026-03-06	DOWNTOWN FORD SALES	00593307	2022185	T2P - ALL TERRAIN TIRES	Vehicle Replacement Fund	163.69
2026-03-06	DOWNTOWN FORD SALES	00593307	2022185	53D - MAX TRAILER TOW PACK	Vehicle Replacement Fund	1,200.38
2026-03-06	DOWNTOWN FORD SALES	00593307	2022185	60S - SPARE WHEEL/TIRE	Vehicle Replacement Fund	190.97

Payment Date	Vendor Name	Voucher No.	Invoice No.	Description	Fund Code	Amount Paid
2026-03-06	DOWNTOWN FORD SALES	00593307	2022185	479 - PRO POWER ONBOARD 936KW	Vehicle Replacement Fund	1,309.50
2026-03-06	DOWNTOWN FORD SALES	00593307	2022185	66A - MOBILE POWER CORD	Vehicle Replacement Fund	654.75
2026-03-06	DOWNTOWN FORD SALES	00593307	2022185	96W - SPRAY-IN BEDLINER	Vehicle Replacement Fund	682.03
2026-03-06	DOWNTOWN FORD SALES	00593307	2022185	DOC FEE	Vehicle Replacement Fund	92.76
2026-03-06	DOWNTOWN FORD SALES	00593307	2022185	FORD CUSTOMER CASH (VALID UNTI	Vehicle Replacement Fund	-9,000.00
2026-03-06	DOWNTOWN FORD SALES	00593307	2022185	DELIVERY	Vehicle Replacement Fund	500.00
2026-03-06	DOWNTOWN FORD SALES	00593307	2022185	CA TIRE TAX	Vehicle Replacement Fund	8.75
2026-03-06	DOWNTOWN FORD SALES	00593307	2022185	DISCOUNT	Vehicle Replacement Fund	-545.63
2026-03-06	DOWNTOWN FORD SALES	00593306	2022181	DISCOUNT	Vehicle Replacement Fund	-545.63
2026-03-06	DOWNTOWN FORD SALES	00593306	2022181	2025 FORD F150 CREW CAB LIGHTN	Vehicle Replacement Fund	53,271.54
2026-03-06	DOWNTOWN FORD SALES	00593306	2022181	W3L/312A - FLASH TRIM LEVEL	Vehicle Replacement Fund	24,607.69
2026-03-06	DOWNTOWN FORD SALES	00593306	2022181	T2P - ALL TERRAIN TIRES	Vehicle Replacement Fund	163.69
2026-03-06	DOWNTOWN FORD SALES	00593306	2022181	T2P - ALL T99U - EXTENDED RANG	Vehicle Replacement Fund	0.00
				Total for Payment No.:		146,272.86

Payment No: 035980

Payment Date	Vendor Name	Voucher No.	Invoice No.	Description	Fund Code	Amount Paid
2026-02-27	DELL MARKETING LP	00593170	10851650183	DELL PRO MICRO PLUS DESKTOP ST	Water Utility	1,240.50
2026-02-27	DELL MARKETING LP	00593170	10851650183	STANDARD LAPTOP - DELL PRO 14	Water Utility	635.96
2026-02-27	DELL MARKETING LP	00593170	10851650183	STANDARD LAPTOP - DELL PRO 14	Water Utility	96.99

Payment Date	Vendor Name	Voucher No.	Invoice No.	Description	Fund Code	Amount Paid
2026-02-27	DELL MARKETING LP	00593170	10851650183	DELL PRO 24 PLUS USB-C HUB MON	Water Utility	392.60
2026-02-27	DELL MARKETING LP	00593170	10851650183	STANDARD LAPTOP - DELL PRO 14	Water Recycling Program	141.35
2026-02-27	DELL MARKETING LP	00593170	10851650183	STANDARD LAPTOP - DELL PRO 14	Water Recycling Program	21.56
2026-02-27	DELL MARKETING LP	00593061	10850307800	DELL PRO RUGGED 14 LAPTOP	General Fund	3,320.65
2026-02-27	DELL MARKETING LP	00593061	10850307800	ENVIRONMENTAL FEES	General Fund	4.00
2026-02-27	DELL MARKETING LP	00593061	10850307800	DELL PRO RUGGED NON TAX	General Fund	156.30
2026-02-27	DELL MARKETING LP	00593062	10851415781	PRECISION 5860 TOWER WORKSTATI	General Fund	2,519.00
2026-02-27	DELL MARKETING LP	00593062	10851415781	PRECISION 5860 TOWER WORKSTATI	General Fund	144.87
2026-02-27	DELL MARKETING LP	00593123	10857039128	STANDARD LARGE SCREEN - DELL P	Fire CUPA program Fund	165.12
2026-02-27	DELL MARKETING LP	00593123	10857039128	STANDARD LARGE SCREEN - DELL P	Fire CUPA program Fund	165.12
2026-02-27	DELL MARKETING LP	00593123	10857039128	STANDARD LARGE SCREEN - DELL P	General Fund	82.80
2026-02-27	DELL MARKETING LP	00593123	10857039128	STANDARD LARGE SCREEN - DELL P	General Fund	82.80
2026-02-27	DELL MARKETING LP	00593123	10857039128	DELL ULTRASHARP 49 CURVED MONI	Fire CUPA program Fund	67.42
2026-02-27	DELL MARKETING LP	00593123	10857039128	DELL ULTRASHARP 49 CURVED MONI	Fire CUPA program Fund	67.42
2026-02-27	DELL MARKETING LP	00593123	10857039128	DELL ULTRASHARP 49 CURVED MONI	General Fund	33.81
2026-02-27	DELL MARKETING LP	00593123	10857039128	DELL ULTRASHARP 49 CURVED MONI	General Fund	33.81
2026-02-27	DELL MARKETING LP	00593123	10857039128	DELL ULTRASHARP 49 CURVED MONI	Fire CUPA program Fund	36.24
2026-02-27	DELL MARKETING LP	00593123	10857039128	DELL ULTRASHARP 49 CURVED MONI	General Fund	18.18
2026-02-27	DELL MARKETING LP	00593123	10857039128	DELL ULTRASHARP 49 CURVED	Fire CUPA program	36.24

Payment Date	Vendor Name	Voucher No.	Invoice No.	Description	Fund Code	Amount Paid
				MONI	Fund	
2026-02-27	DELL MARKETING LP	00593123	10857039128	DELL ULTRASHARP 49 CURVED MONI	General Fund	18.18
2026-02-27	DELL MARKETING LP	00593123	10857039128	ENVIRONMENTAL FEES	Fire CUPA program Fund	1.10
2026-02-27	DELL MARKETING LP	00593123	10857039128	ENVIRONMENTAL FEES	General Fund	0.55
2026-02-27	DELL MARKETING LP	00593123	10857039128	ENVIRONMENTAL FEES	General Fund	0.55
2026-02-27	DELL MARKETING LP	00593124	10857750161	STANDARD ENG/FIN 16-DELL PRO M	General Fund	1,709.23
2026-02-27	DELL MARKETING LP	00593123	10857039128	ENVIRONMENTAL FEES	Fire CUPA program Fund	1.10
2026-02-27	DELL MARKETING LP	00593124	10857750161	STANDARD ENG/FIN 16-DELL PRO M	General Fund	248.70
2026-02-27	DELL MARKETING LP	00593124	10857750161	ENVIRONMENTAL FEE	General Fund	5.00
2026-02-27	DELL MARKETING LP	00593126	10859790431	DELL PRO THUNDERBOLT 4 SMART D	Fire CUPA program Fund	24.07
2026-02-27	DELL MARKETING LP	00593126	10859790431	DELL PRO THUNDERBOLT 4 SMART D	Fire CUPA program Fund	24.07
2026-02-27	DELL MARKETING LP	00593126	10859790431	DELL PRO THUNDERBOLT 4 SMART D	General Fund	12.07
2026-02-27	DELL MARKETING LP	00593126	10859790431	DELL PRO THUNDERBOLT 4 SMART D	General Fund	12.07
2026-02-27	DELL MARKETING LP	00593126	10859790431	DELL PRO THUNDERBOLT 4 SMART D	Fire CUPA program Fund	2.37
2026-02-27	DELL MARKETING LP	00593126	10859790431	DELL PRO THUNDERBOLT 4 SMART D	Fire CUPA program Fund	2.37
2026-02-27	DELL MARKETING LP	00593126	10859790431	DELL PRO THUNDERBOLT 4 SMART D	General Fund	1.19
2026-02-27	DELL MARKETING LP	00593126	10859790431	DELL PRO THUNDERBOLT 4 SMART D	General Fund	1.19
2026-02-27	DELL MARKETING LP	00593170	10851650183	DELL PRO 24 PLUS USB-C HUB MON	General Fund	784.94
2026-02-27	DELL MARKETING LP	00593170	10851650183	DELL PRO 24 PLUS USB-C HUB MON	General Fund	784.94

Payment Date	Vendor Name	Voucher No.	Invoice No.	Description	Fund Code	Amount Paid
2026-02-27	DELL MARKETING LP	00593170	10851650183	DELL PRO 24 PLUS USB-C HUB MON	S.C.Stadium Authority Ops	78.52
2026-02-27	DELL MARKETING LP	00593170	10851650183	DELL PRO 24 PLUS USB-C HUB MON	General Fund	392.60
2026-02-27	DELL MARKETING LP	00593170	10851650183	DELL PRO 24 PLUS USB-C HUB MON	General Fund	314.08
2026-02-27	DELL MARKETING LP	00593170	10851650183	DELL PRO 24 PLUS USB-C HUB MON	General Fund	392.60
2026-02-27	DELL MARKETING LP	00593170	10851650183	DELL PRO 24 PLUS USB-C HUB MON	General Fund	392.60
2026-02-27	DELL MARKETING LP	00593170	10851650183	DELL PRO 24 PLUS USB-C HUB MON	General Fund	392.60
2026-02-27	DELL MARKETING LP	00593170	10851650183	STANDARD LAPTOP - DELL PRO 14	General Fund	2,191.90
2026-02-27	DELL MARKETING LP	00593170	10851650183	STANDARD LAPTOP - DELL PRO 14	General Fund	2,827.04
2026-02-27	DELL MARKETING LP	00593170	10851650183	STANDARD LAPTOP - DELL PRO 14	General Fund	4,236.49
2026-02-27	DELL MARKETING LP	00593170	10851650183	STANDARD LAPTOP - DELL PRO 14	General Fund	1,413.52
2026-02-27	DELL MARKETING LP	00593170	10851650183	DELL PRO MICRO PLUS DESKTOP ST	General Fund	1,240.50
2026-02-27	DELL MARKETING LP	00593170	10851650183	DELL PRO MICRO PLUS DESKTOP ST	General Fund	1,240.50
2026-02-27	DELL MARKETING LP	00593170	10851650183	DELL PRO MICRO PLUS DESKTOP ST	General Fund	1,240.50
2026-02-27	DELL MARKETING LP	00593170	10851650183	STANDARD LAPTOP - DELL PRO 14	General Fund	7,063.56
2026-02-27	DELL MARKETING LP	00593170	10851650183	STANDARD LAPTOP - DELL PRO 14	General Fund	1,413.52
2026-02-27	DELL MARKETING LP	00593170	10851650183	STANDARD LAPTOP - DELL PRO 14	General Fund	2,827.04
2026-02-27	DELL MARKETING LP	00593170	10851650183	STANDARD LAPTOP - DELL PRO 14	General Fund	1,413.52
2026-02-27	DELL MARKETING LP	00593170	10851650183	STANDARD LAPTOP - DELL PRO 14	General Fund	1,413.52
2026-02-27	DELL MARKETING LP	00593170	10851650183	STANDARD LAPTOP - DELL PRO 14	General Fund	1,413.52
2026-02-27	DELL MARKETING LP	00593170	10851650183	STANDARD LAPTOP - DELL PRO 14	General Fund	1,413.52
2026-02-27	DELL MARKETING LP	00593170	10851650183	STANDARD LAPTOP - DELL PRO 14	General Fund	2,536.22
2026-02-27	DELL MARKETING LP	00593170	10851650183	STANDARD LAPTOP - DELL PRO 14	S.C.Stadium Authority Ops	282.70

Payment Date	Vendor Name	Voucher No.	Invoice No.	Description	Fund Code	Amount Paid
2026-02-27	DELL MARKETING LP	00593170	10851650183	STANDARD LAPTOP - DELL PRO 14	General Fund	2,827.04
2026-02-27	DELL MARKETING LP	00593170	10851650183	DELL PRO THUNDERBOLT 4 SMART D	General Fund	244.48
2026-02-27	DELL MARKETING LP	00593170	10851650183	DELL PRO THUNDERBOLT 4 SMART D	General Fund	488.96
2026-02-27	DELL MARKETING LP	00593170	10851650183	DELL PRO THUNDERBOLT 4 SMART D	General Fund	244.48
2026-02-27	DELL MARKETING LP	00593170	10851650183	DELL PRO THUNDERBOLT 4 SMART D	S.C.Stadium Authority Ops	48.96
2026-02-27	DELL MARKETING LP	00593170	10851650183	DELL PRO THUNDERBOLT 4 SMART D	General Fund	244.48
2026-02-27	DELL MARKETING LP	00593170	10851650183	DELL PRO THUNDERBOLT 4 SMART D	General Fund	1,222.72
2026-02-27	DELL MARKETING LP	00593170	10851650183	DELL PRO THUNDERBOLT 4 SMART D	General Fund	684.64
2026-02-27	DELL MARKETING LP	00593170	10851650183	DELL PRO THUNDERBOLT 4 SMART D	General Fund	488.96
2026-02-27	DELL MARKETING LP	00593170	10851650183	STANDARD LAPTOP - DELL PRO 14	General Fund	1,077.21
2026-02-27	DELL MARKETING LP	00593170	10851650183	STANDARD LAPTOP - DELL PRO 14	General Fund	215.58
2026-02-27	DELL MARKETING LP	00593170	10851650183	STANDARD LAPTOP - DELL PRO 14	General Fund	431.15
2026-02-27	DELL MARKETING LP	00593170	10851650183	STANDARD LAPTOP - DELL PRO 14	General Fund	215.58
2026-02-27	DELL MARKETING LP	00593170	10851650183	STANDARD LAPTOP - DELL PRO 14	General Fund	431.15
2026-02-27	DELL MARKETING LP	00593170	10851650183	STANDARD LAPTOP - DELL PRO 14	General Fund	386.80
2026-02-27	DELL MARKETING LP	00593170	10851650183	STANDARD LAPTOP - DELL PRO 14	S.C.Stadium Authority Ops	43.12
2026-02-27	DELL MARKETING LP	00593170	10851650183	STANDARD LAPTOP - DELL PRO 14	General Fund	215.58
2026-02-27	DELL MARKETING LP	00593170	10851650183	STANDARD LAPTOP - DELL PRO 14	General Fund	215.58
2026-02-27	DELL MARKETING LP	00593170	10851650183	STANDARD LAPTOP - DELL PRO 14	General Fund	215.58
2026-02-27	DELL MARKETING LP	00593170	10851650183	STANDARD LAPTOP - DELL PRO 14	General Fund	334.28
2026-02-27	DELL MARKETING LP	00593170	10851650183	STANDARD LAPTOP - DELL PRO 14	General Fund	431.15
2026-02-27	DELL MARKETING LP	00593170	10851650183	STANDARD LAPTOP - DELL PRO 14	General Fund	646.11

Payment Date	Vendor Name	Voucher No.	Invoice No.	Description	Fund Code	Amount Paid
2026-02-27	DELL MARKETING LP	00593170	10851650183	STANDARD LAPTOP - DELL PRO 14	General Fund	215.58
2026-02-27	DELL MARKETING LP	00593170	10851650183	DELL PRO 24 PLUS USB-C HUB MON	General Government - Other	784.16
2026-02-27	DELL MARKETING LP	00593170	10851650183	STANDARD LAPTOP - DELL PRO 14	Information Technology Service	4,871.65
2026-02-27	DELL MARKETING LP	00593170	10851650183	DELL PRO MICRO PLUS DESKTOP ST	General Government - Other	1,240.50
2026-02-27	DELL MARKETING LP	00593170	10851650183	STANDARD LAPTOP - DELL PRO 14	General Government - Other	1,413.52
2026-02-27	DELL MARKETING LP	00593170	10851650183	DELL PRO MICRO PLUS DESKTOP ST	Information Technology Service	62,039.06
2026-02-27	DELL MARKETING LP	00593170	10851650183	STANDARD LAPTOP - DELL PRO 14	Sewer Utility	635.96
2026-02-27	DELL MARKETING LP	00593170	10851650183	DELL PRO THUNDERBOLT 4 SMART D	General Government - Other	244.48
2026-02-27	DELL MARKETING LP	00593170	10851650183	ENVIRONMENTAL FEES	Information Technology Service	246.00
2026-02-27	DELL MARKETING LP	00593170	10851650183	STANDARD LAPTOP - DELL PRO 14	Sewer Utility	96.99
2026-02-27	DELL MARKETING LP	00593170	10851650183	STANDARD LAPTOP - DELL PRO 14	Information Technology Service	742.97
2026-02-27	DELL MARKETING LP	00593170	10851650183	STANDARD LAPTOP - DELL PRO 14	General Government - Other	215.58
2026-02-27	DELL MARKETING LP	00593062	10851415781	PRECISION 5860 TOWER WORKSTATI	Information Technology Service	1,264.22
2026-02-27	DELL MARKETING LP	00593062	10851415781	PRECISION 5860 TOWER WORKSTATI	Information Technology Service	72.71
2026-02-27	DELL MARKETING LP	00593122	10857018793	STANDARD 14" LAPTOP - DELL PRO	Fire New Dvlpmnt Srvc Fee	1,323.25
2026-02-27	DELL MARKETING LP	00593122	10857018793	STANDARD 14" LAPTOP - DELL PRO	Fire New Dvlpmnt Srvc Fee	297.54
2026-02-27	DELL MARKETING LP	00593122	10857018793	ENVIRONMENTAL FEES	Fire New Dvlpmnt Srvc Fee	4.00
2026-02-27	DELL MARKETING LP	00593123	10857039128	STANDARD LARGE SCREEN - DELL P	Fire New Dvlpmnt Srvc Fee	1,157.02
2026-02-27	DELL MARKETING LP	00593123	10857039128	DELL ULTRASHARP 49 CURVED	Fire New Dvlpmnt Srvc	472.36

Payment Date	Vendor Name	Voucher No.	Invoice No.	Description	Fund Code	Amount Paid
				MONI	Fee	
2026-02-27	DELL MARKETING LP	00593123	10857039128	DELL ULTRASHARP 49 CURVED MONI	Fire New Dvlpmnt Srvc Fee	253.95
2026-02-27	DELL MARKETING LP	00593123	10857039128	ENVIRONMENTAL FEES	Fire New Dvlpmnt Srvc Fee	7.70
2026-02-27	DELL MARKETING LP	00593128	10859790440	DELL PRO THUNDERBOLT 4 SMART D	Fire New Dvlpmnt Srvc Fee	240.98
2026-02-27	DELL MARKETING LP	00593128	10859790440	DELL PRO THUNDERBOLT 4 SMART D	Fire New Dvlpmnt Srvc Fee	23.68
2026-02-27	DELL MARKETING LP	00593126	10859790431	DELL PRO THUNDERBOLT 4 SMART D	Fire New Dvlpmnt Srvc Fee	168.68
2026-02-27	DELL MARKETING LP	00593126	10859790431	DELL PRO THUNDERBOLT 4 SMART D	Fire New Dvlpmnt Srvc Fee	16.58
2026-02-27	DELL MARKETING LP	00593130	10860509663	STANDARD LARGE SCREEN-DELL PRO	Fire New Dvlpmnt Srvc Fee	1,660.07
2026-02-27	DELL MARKETING LP	00593130	10860509663	STANDARD LARGE SCREEN-DELL PRO	Fire New Dvlpmnt Srvc Fee	70.90
2026-02-27	DELL MARKETING LP	00593130	10860509663	DELL PRO THUNDERBOLT 4 SMART D	Fire New Dvlpmnt Srvc Fee	244.51
2026-02-27	DELL MARKETING LP	00593130	10860509663	ENVIRONMENTAL FEES	Fire New Dvlpmnt Srvc Fee	5.00
2026-02-27	DELL MARKETING LP	00593170	10851650183	DELL PRO 24 PLUS USB-C HUB MON	Fleet Operation Fund	392.60
2026-02-27	DELL MARKETING LP	00593170	10851650183	DELL PRO MICRO PLUS DESKTOP ST	Fleet Operation Fund	1,240.50
				Total for Payment No.:		142,243.29

Payment No: 732019

Payment Date	Vendor Name	Voucher No.	Invoice No.	Description	Fund Code	Amount Paid
2026-02-20	DOWNTOWN FORD SALES	00592571	2021659	2025 FORD F150 CREW CAB LIGHTN	Vehicle Replacement Fund	53,271.56
2026-02-20	DOWNTOWN FORD SALES	00592571	2021659	W3L/312 - FLASH TRIM LEVEL	Vehicle Replacement Fund	24,716.81
2026-02-20	DOWNTOWN FORD SALES	00592571	2021659	99U - EXTENDED RANGE BATTERY	Vehicle Replacement	0.00

Payment Date	Vendor Name	Voucher No.	Invoice No.	Description	Fund Code	Amount Paid
				-	Fund	
2026-02-20	DOWNTOWN FORD SALES	00592571	2021659	153 - FRONT LICENSE PLATE BRAC	Vehicle Replacement Fund	0.00
2026-02-20	DOWNTOWN FORD SALES	00592571	2021659	66A - MOBILE POWER CORD	Vehicle Replacement Fund	654.75
2026-02-20	DOWNTOWN FORD SALES	00592571	2021659	DOC FEE	Vehicle Replacement Fund	92.76
2026-02-20	DOWNTOWN FORD SALES	00592571	2021659	FORD CUSTOMER CASH (VALID UNTI	Vehicle Replacement Fund	-9,000.00
2026-02-20	DOWNTOWN FORD SALES	00592571	2021659	DELIVERY	Vehicle Replacement Fund	500.00
2026-02-20	DOWNTOWN FORD SALES	00592571	2021659	CA TIRE TAX	Vehicle Replacement Fund	8.75
2026-02-20	DOWNTOWN FORD SALES	00592571	2021659	DISCOUNT	Vehicle Replacement Fund	-545.63
2026-02-20	DOWNTOWN FORD SALES	00592574	2021660	2025 FORD 5150 CREW CAB LIGHTN	Vehicle Replacement Fund	53,271.55
2026-02-20	DOWNTOWN FORD SALES	00592574	2021660	W3L/312A - FLASH TRIM LEVEL	Vehicle Replacement Fund	24,880.50
2026-02-20	DOWNTOWN FORD SALES	00592574	2021660	47W - TRAY STYLE FLOOR LINERS	Vehicle Replacement Fund	174.60
2026-02-20	DOWNTOWN FORD SALES	00592574	2021660	53D - MAX TRAILER TOW PACK	Vehicle Replacement Fund	1,200.38
2026-02-20	DOWNTOWN FORD SALES	00592574	2021660	60S - SPARE WHEEL/TIRE	Vehicle Replacement Fund	190.97
2026-02-20	DOWNTOWN FORD SALES	00592574	2021660	66A - MOBILE POWER CORD	Vehicle Replacement Fund	654.75
2026-02-20	DOWNTOWN FORD SALES	00592574	2021660	96W- SPRAY-IN BEDLINER	Vehicle Replacement Fund	682.03
2026-02-20	DOWNTOWN FORD SALES	00592574	2021660	DOC FEE	Vehicle Replacement Fund	92.76
2026-02-20	DOWNTOWN FORD SALES	00592574	2021660	FORD CUSTOMER CASH (VALID UNTI	Vehicle Replacement Fund	-9,000.00
2026-02-20	DOWNTOWN FORD SALES	00592574	2021660	DELIVERY	Vehicle Replacement Fund	500.00

Payment Date	Vendor Name	Voucher No.	Invoice No.	Description	Fund Code	Amount Paid
2026-02-20	DOWNTOWN FORD SALES	00592574	2021660	CA TIRE TAX	Vehicle Replacement Fund	8.75
2026-02-20	DOWNTOWN FORD SALES	00592574	2021660	DISCOUNT	Vehicle Replacement Fund	-545.63
				Total for Payment No.:		141,809.66

Payment No: 732143

Payment Date	Vendor Name	Voucher No.	Invoice No.	Description	Fund Code	Amount Paid
2026-02-27	CENTRAL PROPERTY OWNER LLC	00592948	18366-05 UTILITY REFUND	UTILITY REFUND	General Fund	8,434.71
2026-02-27	CENTRAL PROPERTY OWNER LLC	00592949	18367-05 UTILITY REFUND A	UTILITY REFUND	General Fund	1,675.86
2026-02-27	CENTRAL PROPERTY OWNER LLC	00592950	18368-06 UTILITY REFUND	UTILITY REFUND	General Fund	7,034.20
2026-02-27	CENTRAL PROPERTY OWNER LLC	00592951	18369-06 UTILITY REFUND	UTILITY REFUND	General Fund	1,961.00
2026-02-27	CENTRAL PROPERTY OWNER LLC	00592952	18372-05 UTILITY REFUND	UTILITY REFUND	General Fund	5,658.39
2026-02-27	CENTRAL PROPERTY OWNER LLC	00592959	63068-03 UTILITY REFUND	UTILITY REFUND	General Fund	1,350.19
2026-02-27	CENTRAL PROPERTY OWNER LLC	00592960	63072-06 UTILITY REFUND	UTILITY REFUND	General Fund	81,150.17
2026-02-27	CENTRAL PROPERTY OWNER LLC	00592961	63074-06 UTILITY REFUND	UTILITY REFUND	General Fund	248.01
2026-02-27	CENTRAL PROPERTY OWNER LLC	00592962	63079-04 UTILITY REFUND	UTILITY REFUND	General Fund	8,089.09
2026-02-27	CENTRAL PROPERTY OWNER LLC	00592963	63080-04 UTILITY REFUND	UTILITY REFUND	General Fund	215.27
				Total for Payment No.:		115,816.89

Payment No: 035887

Payment Date	Vendor Name	Voucher No.	Invoice No.	Description	Fund Code	Amount Paid
2026-02-20	ARINI GEOGRAPHICS LLC	00591761	000519A	ENTERPRISE PERMITTING SYSTEM	General Fund	2,212.00

Payment Date	Vendor Name	Voucher No.	Invoice No.	Description	Fund Code	Amount Paid
2026-02-20	ARINI GEOGRAPHICS LLC	00592774	000520	GIS Common Operational Picture	General Fund	3,033.00
2026-02-20	ARINI GEOGRAPHICS LLC	00592774	000520	GIS Common Operational Picture	General Fund	790.00
2026-02-20	ARINI GEOGRAPHICS LLC	00591761	000519A	CIP GIS PROFESSIONAL SERVICES	General Government - Other	40,254.08
2026-02-20	ARINI GEOGRAPHICS LLC	00591761	000519A	OPERATIONAL GIS PROFESSIONAL S	Information Technology Service	68,460.42
				Total for Payment No.:		114,749.50

Payment No: 732044

Payment Date	Vendor Name	Voucher No.	Invoice No.	Description	Fund Code	Amount Paid
2026-02-20	LC ACTION POLICE SUPPLY	00588385	481674	C50 FIRST RESPONDER KITS AVON	Police Operating Grant Fund	110,565.45
				Total for Payment No.:		110,565.45

Payment No: 732331

Payment Date	Vendor Name	Voucher No.	Invoice No.	Description	Fund Code	Amount Paid
2026-03-06	8540527 CANADA INC	00593618	10793	HCD CERTIFICATION	Parks And Recreation	7,470.00
2026-03-06	8540527 CANADA INC	00593618	10793	ADA RAMP FOR ALL STATIONS	Parks And Recreation	7,038.56
2026-03-06	8540527 CANADA INC	00593618	10793	DELIVERY	Parks And Recreation	4,494.00
2026-03-06	8540527 CANADA INC	00593618	10793	MODULAR TRAILER WITH ADA SHOWE	Parks And Recreation	84,790.13
				Total for Payment No.:		103,792.69

Payment No: 036048

Payment Date	Vendor Name	Voucher No.	Invoice No.	Description	Fund Code	Amount Paid
2026-03-06	CARL WARREN & COMPANY	00593630	37153FEB2026A	REPLENISH SPEC LIAB TRUST ACCT	Special Liability Insurance	95,503.12
				Total for Payment No.:		95,503.12

Payment No: 036009

Payment Date	Vendor Name	Voucher No.	Invoice No.	Description	Fund Code	Amount Paid
2026-02-27	O'GRADY PAVING INC	00593038	9159	LAFAYETTE STREET CLASS IV BIKE	Streets and Highways Capital F	98,625.00
2026-02-27	O'GRADY PAVING INC	00593038	9159	RETENTION	Streets and Highways Capital F	-4,931.25
				Total for Payment No.:		93,693.75

Payment No: 731916

Payment Date	Vendor Name	Voucher No.	Invoice No.	Description	Fund Code	Amount Paid
2026-02-13	GREENWASTE RECOVERY LLC	00591245	1220251002	TRASH TN-21068727- DEC 2025	Solid Waste Program	44.25
2026-02-13	GREENWASTE RECOVERY LLC	00591246	1220251307	BRUSH/YARDWASTE DEC 2025	Solid Waste Program	92,703.99
				Total for Payment No.:		92,748.24

Payment No: 035820

Payment Date	Vendor Name	Voucher No.	Invoice No.	Description	Fund Code	Amount Paid
2026-02-13	CARL WARREN & COMPANY	00592327	37153FEB2026	REPLENISH SPEC LIAB TRUST ACCT	Special Liability Insurance	90,754.04
				Total for Payment No.:		90,754.04

Payment No: 035943

Payment Date	Vendor Name	Voucher No.	Invoice No.	Description	Fund Code	Amount Paid
2026-02-20	SHAPE INC.	00591896	57669B47860	RPLC PUMP- GIANERA STORM PUMP	Storm Drain	88,726.26
				Total for Payment No.:		88,726.26

Payment No: 036079

Payment Date	Vendor Name	Voucher No.	Invoice No.	Description	Fund Code	Amount Paid
2026-03-06	MADDEN MEDIA	00593322	2026-032947	MEETING PLANNER FAM TRIP	Deposit Funds.	41,666.67
2026-03-06	MADDEN MEDIA	00593322	2026-032947	EXPERIENTIALACTIVATION	Deposit Funds.	15,000.00
2026-03-06	MADDEN MEDIA	00593324	2026-032862	AGENCY OF RECORD JAN2026	Deposit Funds.	17,750.00
2026-03-06	MADDEN MEDIA	00593322	2026-032947	MEDIA BUY	Deposit Funds.	7,142.86

Payment Date	Vendor Name	Voucher No.	Invoice No.	Description	Fund Code	Amount Paid
2026-03-06	MADDEN MEDIA	00593322	2026-032947	SB/FIFA '26 Activation Plan	Deposit Funds.	6,911.76
				Total for Payment No.:		88,471.29

Payment No: 035997

Payment Date	Vendor Name	Voucher No.	Invoice No.	Description	Fund Code	Amount Paid
2026-02-27	INFOSEND INC	00591247	298051	WATER - SEPTEMBER INSERT	Water Utility	46.80
2026-02-27	INFOSEND INC	00591247	298051	WATER - OCTOBER INSERT	Water Utility	2,919.48
2026-02-27	INFOSEND INC	00592133	300053	WATER - OCTOBER INSERT	Water Utility	29.10
2026-02-27	INFOSEND INC	00592133	300053	WATER - NOVEMBER INSERT	Water Utility	2,922.49
2026-02-27	INFOSEND INC	00592133	300053	BILL PRINT & MAIL TAX	General Fund	9,270.22
2026-02-27	INFOSEND INC	00591247	298051	BILL PRINT & MAIL	General Fund	29,982.08
2026-02-27	INFOSEND INC	00591247	298051	BILL PRINT & MAIL (TAXES)	General Fund	9,226.00
2026-02-27	INFOSEND INC	00592133	300053	BILL PRINT & MAIL	General Fund	27,545.21
				Total for Payment No.:		81,941.38

Payment No: 035854

Payment Date	Vendor Name	Voucher No.	Invoice No.	Description	Fund Code	Amount Paid
2026-02-13	OVERDRIVE INC	00591374	CD0091026018894	1241 AD EBK	General Fund	6,000.00
2026-02-13	OVERDRIVE INC	00591375	CD0091026018895	1241 AD EBK	General Fund	12,000.00
2026-02-13	OVERDRIVE INC	00591368	CD0091026018889	1241 AD EBK	General Fund	12,000.00
2026-02-13	OVERDRIVE INC	00591369	CD0091026018890	1241 AD EBK	General Fund	12,000.00
2026-02-13	OVERDRIVE INC	00591370	CD0091026018891	1241 AD EBK	General Fund	12,000.00
2026-02-13	OVERDRIVE INC	00591371	CD0091026018892	1241 AD EBK	General Fund	12,000.00
2026-02-13	OVERDRIVE INC	00591373	CD0091026018893	1241 AD EBK	General Fund	12,000.00
				Total for Payment No.:		78,000.00

Payment No: 036102

Payment Date	Vendor Name	Voucher No.	Invoice No.	Description	Fund Code	Amount Paid
2026-03-06	VALLEY OIL CO	00593577	245409	UNLEADED FUEL 87 OCTANE - UP T	Fleet Operation Fund	16,438.17
2026-03-06	VALLEY OIL CO	00593576	245408	UNLEADED FUEL 87 OCTANE - UP T	Fleet Operation Fund	16,009.71
2026-03-06	VALLEY OIL CO	00593413	245410	UNLEADED FUEL 87 OCTANE - UP T	Fleet Operation Fund	18,897.62
2026-03-06	VALLEY OIL CO	00593414	245411	UNLEADED FUEL 87 OCTANE - UP T	Fleet Operation Fund	2,329.52
2026-03-06	VALLEY OIL CO	00593415	245412	UNLEADED FUEL 87 OCTANE - UP T	Fleet Operation Fund	17,014.37
				Total for Payment No.:		70,689.39

Payment No: 035939

Payment Date	Vendor Name	Voucher No.	Invoice No.	Description	Fund Code	Amount Paid
2026-02-20	PRESIDIO TECHNOLOGY CAPITAL	00592776	6013225010432	NETWORK EQUIPMENT - NON-TAXABL	Expendable Trust Funds	3,388.28
2026-02-20	PRESIDIO TECHNOLOGY CAPITAL	00592776	6013225010432	SHIPPING	Expendable Trust Funds	61.56
2026-02-20	PRESIDIO TECHNOLOGY CAPITAL	00592776	6013225010432	NETWORK EQUIPMENT - TAXABLE	Expendable Trust Funds	9,528.64
2026-02-20	PRESIDIO TECHNOLOGY CAPITAL	00592778	6013225010973	NETWORK EQUIPMENT - TAXABLE	Expendable Trust Funds	8,601.14
2026-02-20	PRESIDIO TECHNOLOGY CAPITAL	00592778	6013225010973	SHIPPING	Expendable Trust Funds	109.41
2026-02-20	PRESIDIO TECHNOLOGY CAPITAL	00592778	6013225010973	NETWORK EQUIPMENT - NON-TAXABL	Expendable Trust Funds	2,153.36
				Total for Payment No.:		23,842.39

Payment No: 731819

Payment Date	Vendor Name	Voucher No.	Invoice No.	Description	Fund Code	Amount Paid
2026-02-13	WESTWOOD PROFESSIONAL SERVICES INC	00592124	1251103082	WARBURTON PARK PLAYGROUND REHA	Parks And Recreation	67,755.39
				Total for Payment No.:		67,755.39

Payment No: 732265

Payment Date	Vendor Name	Voucher No.	Invoice No.	Description	Fund Code	Amount Paid
2026-02-27	PG&E	00593180	2490226441-5 FEB2026	FIRE/#6-888 AGNEW RD	General Fund	898.58
2026-02-27	PG&E	00593180	2490226441-5 FEB2026	POOL/3750 DELA CRUZ	General Fund	43.14
2026-02-27	PG&E	00593180	2490226441-5 FEB2026	2975 LAFAYETTE ST.	General Fund	116.83
2026-02-27	PG&E	00593180	2490226441-5 FEB2026	POL SUBSTN/3992 RIVERMARK PLZ	General Fund	147.71
2026-02-27	PG&E	00593180	2490226441-5 FEB2026	FIRE/#3 2821 HOMESTEAD RD	General Fund	295.30
2026-02-27	PG&E	00593180	2490226441-5 FEB2026	LIBRARY/2635 HOMESTEAD	General Fund	5,579.91
2026-02-27	PG&E	00593180	2490226441-5 FEB2026	POOL/2625 PATRICIA	General Fund	27.69
2026-02-27	PG&E	00593180	2490226441-5 FEB2026	YOUTH SOCCER 5049 CENTENNIAL	General Fund	141.84
2026-02-27	PG&E	00593180	2490226441-5 FEB2026	PARKS/4750 LICK MILL BLVD	General Fund	452.59
2026-02-27	PG&E	00593180	2490226441-5 FEB2026	FIRE-STA2 1900 WALSH AVE.	General Fund	2,166.39
2026-02-27	PG&E	00593180	2490226441-5 FEB2026	STREET/1700 WALSH 50%	General Fund	1,774.52
2026-02-27	PG&E	00593180	2490226441-5 FEB2026	CITY HALL-1500 WARBURTON	General Fund	4,055.43
2026-02-27	PG&E	00593180	2490226441-5 FEB2026	POLICE/601 EL CAMINO	General Fund	7,913.90
2026-02-27	PG&E	00593180	2490226441-5 FEB2026	POOL/2250 ROYAL	General Fund	9,910.93
2026-02-27	PG&E	00593180	2490226441-5 FEB2026	SR CNTR 1303 FREMONT ST	General Fund	7,337.27
2026-02-27	PG&E	00593180	2490226441-5 FEB2026	NORTHSIDE LIB 695 MORELAND WAY	General Fund	404.67
2026-02-27	PG&E	00593180	2490226441-5 FEB2026	COMM SVCS-1515 EL CAMINO REAL	General Fund	154.74
2026-02-27	PG&E	00593180	2490226441-5 FEB2026	BERMAN BLDG-1405 CIVIC CTR	General Fund	1,470.01
2026-02-27	PG&E	00593180	2490226441-5 FEB2026	FIRE/#1 777 BENTON	General Fund	1,501.76
2026-02-27	PG&E	00593180	2490226441-5 FEB2026	FIRE/#4-2323 PRUNERIDGE	General Fund	362.67
2026-02-27	PG&E	00593180	2490226441-5 FEB2026	POOL/BUCHER-REBIERO	General Fund	8.11
2026-02-27	PG&E	00593180	2490226441-5 FEB2026	POOL/BACHER-REBIERO STS	General Fund	7,876.22
2026-02-27	PG&E	00593180	2490226441-5 FEB2026	FIRE/#9-3011 CORVIN	General Fund	3,606.66
2026-02-27	PG&E	00593180	2490226441-5 FEB2026	GYM/2450 CABRILLO	General Fund	2,056.79
2026-02-27	PG&E	00593180	2490226441-5 FEB2026	SPORTS CTR/3445 BENTON	General Fund	188.72
2026-02-27	PG&E	00593180	2490226441-5 FEB2026	CRC/969 KIELY	General Fund	3,818.98

Payment Date	Vendor Name	Voucher No.	Invoice No.	Description	Fund Code	Amount Paid
2026-02-27	PG&E	00593180	2490226441-5 FEB2026	BACKUP GEN/2279 CALLE DE LUNA	Sewer Utility	8.92
2026-02-27	PG&E	00593180	2490226441-5 FEB2026	PUMP/ELEC-LAWRENCE/HSTEAD	Sewer Utility	12.98
2026-02-27	PG&E	00593180	2490226441-5 FEB2026	PUMP/4495 N 1ST ST	Sewer Utility	2,203.92
2026-02-27	PG&E	00593180	2490226441-5 FEB2026	AUTO SVCS/1700 WALSH 50%	Fleet Operation Fund	1,774.51
				Total for Payment No.:		66,311.69

Payment No: 035942

Payment Date	Vendor Name	Voucher No.	Invoice No.	Description	Fund Code	Amount Paid
2026-02-20	RIVERWOOD GROVE	00592044	MP-Nov25	RIVERWOOD CIP	General Fund	63,575.09
				Total for Payment No.:		63,575.09

Payment No: 732181

Payment Date	Vendor Name	Voucher No.	Invoice No.	Description	Fund Code	Amount Paid
2026-02-27	ABODE SERVICES	00593098	TBRA-12-2025AB-CHSF-CAHF	Abode TBRA CAHF	City Affordable Housing	927.76
2026-02-27	ABODE SERVICES	00593098	TBRA-12-2025AB-CHSF-CAHF	Abode TBRA HSCAG FY25/26	Housing Successor	21,651.66
2026-02-27	ABODE SERVICES	00592441	TBRA-12-2025AB-HOME	TBRA - HOME PORTION OF DEC INV	General Fund	39,967.60
				Total for Payment No.:		62,547.02

Payment No: 732190

Payment Date	Vendor Name	Voucher No.	Invoice No.	Description	Fund Code	Amount Paid
2026-02-27	AVASANT, LLC	00593117	INV11632	ADDITIONAL FUNDING FOR NOVEMBE	Information Technology Service	10,741.00
2026-02-27	AVASANT, LLC	00593116	INV11569	ADDITIONAL FUNDING FOR SEPTEMB	Information Technology Service	24,628.50
2026-02-27	AVASANT, LLC	00593116	INV11569	ADDITIONAL FUNDING FOR OCTOBER	Information Technology Service	24,151.00
				Total for Payment No.:		59,520.50

Payment No: 035850

Payment Date	Vendor Name	Voucher No.	Invoice No.	Description	Fund Code	Amount Paid
2026-02-13	[redacted]	[redacted]	[redacted]	LEGAL SERVICES - CHANGE ORDER	[redacted]	[redacted]
2026-02-13	[redacted]	[redacted]	[redacted]	LEGAL SERVICES - ADDITIONAL FU	[redacted]	[redacted]
				Total for Payment No.:		59,309.73

Payment No: 732013

Payment Date	Vendor Name	Voucher No.	Invoice No.	Description	Fund Code	Amount Paid
2026-02-20	CORE & MAIN LP	00592781	Y117128	RETAINER GLAND KIT, 12IN, TYLE	Water Utility	10,696.66
2026-02-20	CORE & MAIN LP	00592641	Y268543	BADGERMETER 3' 450 RECORDALL T	Water Utility	24,614.56
2026-02-20	CORE & MAIN LP	00592642	Y425428	ELBOW, BRASS, STREET, 90 DEGRE	Water Utility	6,107.72
2026-02-20	CORE & MAIN LP	00592781	Y117128	RETAINER GLAND KIT, 8IN, TYLER	Water Utility	9,700.67
2026-02-20	CORE & MAIN LP	00592781	Y117128	RETAINER GLAND KIT, 10IN, TYLE	Water Utility	5,961.77
				Total for Payment No.:		57,081.38

Payment No: 035925

Payment Date	Vendor Name	Voucher No.	Invoice No.	Description	Fund Code	Amount Paid
2026-02-20	MADDEN MEDIA	00592633	2025-032628	SB/FIFA26 ACTIVATIONPLAN 12/26	Deposit Funds.	6,911.76
2026-02-20	MADDEN MEDIA	00592633	2025-032628	MEETING PLANNER FAM TRIP	Deposit Funds.	41,666.67
2026-02-20	MADDEN MEDIA	00592633	2025-032628	SANTA CLAR TIP IN VISITORS	Deposit Funds.	5,750.00
				Total for Payment No.:		54,328.43

Payment No: 003954

Payment Date	Vendor Name	Voucher No.	Invoice No.	Description	Fund Code	Amount Paid
2026-02-13	CA DEPT OF TAX & FEE ADMIN	00592515	JANUARY 2026	DD:SALES & USE TAX	Cemetery	163.57
2026-02-13	CA DEPT OF TAX & FEE ADMIN	00592515	JANUARY 2026	DD:SALES & USE TAX	General Fund	33,690.84
2026-02-13	CA DEPT OF TAX & FEE ADMIN	00592515	JANUARY 2026	DD:SALES & USE TAX	Fleet Operation Fund	0.39

Payment Date	Vendor Name	Voucher No.	Invoice No.	Description	Fund Code	Amount Paid
				Total for Payment No.:		33,854.80

Payment No: 035881

Payment Date	Vendor Name	Voucher No.	Invoice No.	Description	Fund Code	Amount Paid
2026-02-20	ADVANCED LIGHTING SERVICES INC	00592757	0000046946	538-2222-80300-(P)6189 (T)	Public Buildings	1,927.48
2026-02-20	ADVANCED LIGHTING SERVICES INC	00592762	0000046928	538-2222-80300-(P)6189 (NON-T)	Public Buildings	313.10
2026-02-20	ADVANCED LIGHTING SERVICES INC	00592762	0000046928	538-2222-80300-(P)6189 (NON-T)	Public Buildings	12,922.43
2026-02-20	ADVANCED LIGHTING SERVICES INC	00592762	0000046928	538-2222-80300-(P)6189 (T)	Public Buildings	6,360.13
2026-02-20	ADVANCED LIGHTING SERVICES INC	00592757	0000046946	538-2222-80300-(P)6189	Public Buildings	8,430.73
2026-02-20	ADVANCED LIGHTING SERVICES INC	00592759	0000046947	538-2222-80300-(P)6189 (T)	Public Buildings	1,067.57
2026-02-20	ADVANCED LIGHTING SERVICES INC	00592759	0000046947	538-2222-80300-(P)6189	Public Buildings	5,375.92
2026-02-20	ADVANCED LIGHTING SERVICES INC	00592760	0000046930	538-2222-80300-(P)6189 (T)	Public Buildings	4,332.78
2026-02-20	ADVANCED LIGHTING SERVICES INC	00592760	0000046930	538-2222-80300-(P)6189	Public Buildings	10,362.63
				Total for Payment No.:		51,092.77

Payment No: 035855

Payment Date	Vendor Name	Voucher No.	Invoice No.	Description	Fund Code	Amount Paid
2026-02-13	PFM ASSET MANAGEMENT LLC	00592150	15119810	INVESTMENT MANAGEMENT SERVICES	General Fund	50,690.07
				Total for Payment No.:		50,690.07

Payment No: 036004

Payment Date	Vendor Name	Voucher No.	Invoice No.	Description	Fund Code	Amount Paid
2026-02-27	MISSION TRAIL WASTE SYSTEMS	00592189	0000563679	DEBRIS BIN HAULING JAN 2026	Water Utility	123.94
2026-02-27	MISSION TRAIL WASTE SYSTEMS	00592193	0000564643	CART & FRONT LOAD BIN FEB 2026	Water Utility	1,295.37
2026-02-27	MISSION TRAIL WASTE SYSTEMS	00592189	0000563679	DEBRIS BIN HAULING JAN 2026	Cemetery	1,115.43
2026-02-27	MISSION TRAIL WASTE SYSTEMS	00592181	0000563678	ROLL-OFF SVC 1700 WALSH-JAN26	Solid Waste Program	13,137.09
2026-02-27	MISSION TRAIL WASTE SYSTEMS	00592193	0000564643	CART & FRONT LOAD BIN FEB 2026	Solid Waste Program	2,096.69
2026-02-27	MISSION TRAIL WASTE SYSTEMS	00592189	0000563679	DEBRIS BIN HAULING JAN 2026	General Fund	478.77
2026-02-27	MISSION TRAIL WASTE SYSTEMS	00592189	0000563679	DEBRIS BIN HAULING JAN 2026	General Fund	4,291.19
2026-02-27	MISSION TRAIL WASTE SYSTEMS	00592189	0000563679	DEBRIS BIN HAULING JAN 2026	General Fund	1,390.20
2026-02-27	MISSION TRAIL WASTE SYSTEMS	00592193	0000564643	CART & FRONT LOAD BIN FEB 2026	General Fund	4,826.47
2026-02-27	MISSION TRAIL WASTE SYSTEMS	00592193	0000564643	CART & FRONT LOAD BIN FEB 2026	General Fund	9,769.43
2026-02-27	MISSION TRAIL WASTE SYSTEMS	00592193	0000564643	CART & FRONT LOAD BIN FEB 2026	General Fund	1,111.19
2026-02-27	MISSION TRAIL WASTE SYSTEMS	00592193	0000564643	CART & FRONT LOAD BIN FEB 2026	General Fund	569.21
2026-02-27	MISSION TRAIL WASTE SYSTEMS	00592193	0000564643	CART & FRONT LOAD BIN FEB 2026	General Fund	76.55
2026-02-27	MISSION TRAIL WASTE SYSTEMS	00592193	0000564643	CART & FRONT LOAD BIN FEB 2026	General Fund	1,835.48
				Total for Payment No.:		42,117.01

Payment No: 732354

Payment Date	Vendor Name	Voucher No.	Invoice No.	Description	Fund Code	Amount Paid
2026-03-06	FIRST SHIELD SECURITY AND	00592605	6810	SCCC NOV 2025	Convention Cnt Maintenance Dis	15,312.00
2026-03-06	FIRST SHIELD SECURITY AND	00592606	6894	SCCC DEC 2025	Convention Cnt Maintenance Dis	15,312.00
2026-03-06	FIRST SHIELD SECURITY AND	00592600	6981	COMMERCE PLAZA	Public Buildings	1,450.00
2026-03-06	FIRST SHIELD SECURITY AND	00592602	6892	COMMERCE PLAZA DEC 2025	Public Buildings	725.00
2026-03-06	FIRST SHIELD SECURITY AND	00592601	6898	TASMAN DEC 2025	General Fund	760.41
2026-03-06	FIRST SHIELD SECURITY AND	00592603	6986	TASMAN JAN 2026	General Fund	760.41
2026-03-06	FIRST SHIELD SECURITY AND	00592604	6903	SENIOR CENTER WATCH	General Fund	7,800.00

Payment Date	Vendor Name	Voucher No.	Invoice No.	Description	Fund Code	Amount Paid
2026-03-06	FIRST SHIELD SECURITY AND	00593366	7016	SECURITY SERVICES AT CENTRAL L	General Fund	7,174.00
				Total for Payment No.:		49,293.82

Payment No: 731891

Payment Date	Vendor Name	Voucher No.	Invoice No.	Description	Fund Code	Amount Paid
2026-02-13	ABODE SERVICES	00591494	TBRA-11-2025AB HOME	TBRA - HOME PORTION OF NOV INV	General Fund	48,403.75
				Total for Payment No.:		48,403.75

Payment No: 035915

Payment Date	Vendor Name	Voucher No.	Invoice No.	Description	Fund Code	Amount Paid
2026-02-20	HSQ TECHNOLOGY INC	00592691	130117-1	RTU FIELD STORM SITE ANALYSIS	Storm Drain	47,962.00
				Total for Payment No.:		47,962.00

Payment No: 732299

Payment Date	Vendor Name	Voucher No.	Invoice No.	Description	Fund Code	Amount Paid
2026-02-27	WSP USA INC.	00592590	40296352	CSC LANDFILL SERVICES	Solid Waste Utility-Constructi	46,254.50
2026-02-27	WSP USA INC.	00592590	40296352	CSC LANDFILL SERVICES	Related Santa Clara Dvlpr Fund	1,014.00
				Total for Payment No.:		47,268.50

Payment No: 035861

Payment Date	Vendor Name	Voucher No.	Invoice No.	Description	Fund Code	Amount Paid
2026-02-13	SANTA CLARA METHODIST	00591498	MRF-DEC12-12	LIBERTY TOWER CIP -	General Fund	47,073.25
				Total for Payment No.:		47,073.25

Payment No: 731935

Payment Date	Vendor Name	Voucher No.	Invoice No.	Description	Fund Code	Amount Paid
2026-02-13	OVG GLOBAL PARTNERSHIPS LLC	00592242	INV-FRM-00419	Salary, Taxes, and Benefits (P	Convention Center Enterprise F	11,666.67
2026-02-13	OVG GLOBAL PARTNERSHIPS LLC	00592243	INV-FRM-00469	Salary, Taxes, and Benefits (P	Convention Center Enterprise F	11,666.67
2026-02-13	OVG GLOBAL PARTNERSHIPS LLC	00592244	INV-FRM-00520	Salary, Taxes, and Benefits (P	Convention Center Enterprise F	11,666.67
2026-02-13	OVG GLOBAL PARTNERSHIPS LLC	00592245	INV-FRM-00589	Salary, Taxes, and Benefits (P	Convention Center Enterprise F	11,666.67
				Total for Payment No.:		46,666.68

Payment No: 732232

Payment Date	Vendor Name	Voucher No.	Invoice No.	Description	Fund Code	Amount Paid
2026-02-27	INSIGHT PUBLIC SECTOR	00593136	1101358114	Lic. Plate Recog (24-25)	Police Operating Grant Fund	9,000.00
2026-02-27	INSIGHT PUBLIC SECTOR	00593136	1101358114	Lic. Plate Recog (24-25)	General Fund	36,000.00
				Total for Payment No.:		45,000.00

Payment No: 035851

Payment Date	Vendor Name	Voucher No.	Invoice No.	Description	Fund Code	Amount Paid
2026-02-13	O'GRADY PAVING INC	00592127	9160	RETENTION	Streets and Highways Capital F	-2,354.13
2026-02-13	O'GRADY PAVING INC	00592127	9160	CONTINGENCY.	Streets and Highways Capital F	47,082.67
				Total for Payment No.:		44,728.54

Payment No: 035816

Payment Date	Vendor Name	Voucher No.	Invoice No.	Description	Fund Code	Amount Paid
2026-02-13	BENEFIT COORDINATORS CORP	00592152	18262	LIFE & DISABILITY INS B2603	Payroll Liability&ClearingAcct	5,979.54
2026-02-13	BENEFIT COORDINATORS CORP	00592152	18262	LIFE & DISABILITY INS B2603	Payroll Liability&ClearingAcct	13,937.94
2026-02-13	BENEFIT COORDINATORS CORP	00592152	18262	LIFE & DISABILITY INS B2603	Payroll	3,788.64

Payment Date	Vendor Name	Voucher No.	Invoice No.	Description	Fund Code	Amount Paid
					Liability&ClearingAcct	
2026-02-13	BENEFIT COORDINATORS CORP	00592152	18262	LIFE & DISABILITY INS B2603	Payroll Liability&ClearingAcct	14,019.46
2026-02-13	BENEFIT COORDINATORS CORP	00592152	18262	LIFE & DISABILITY INS B2603	Payroll Liability&ClearingAcct	5,465.59
				Total for Payment No.:		43,191.17

Payment No: 003952

Payment Date	Vendor Name	Voucher No.	Invoice No.	Description	Fund Code	Amount Paid
2026-02-11	REPLACEMENT BENEFIT FUND	00592251	100000018189824	REPLACEMENT BENEFIT CHARGES	General Fund	43,094.78
				Total for Payment No.:		43,094.78

Payment No: 732315

Payment Date	Vendor Name	Voucher No.	Invoice No.	Description	Fund Code	Amount Paid
2026-03-06	SILICON VALLEY CHRISTIAN ASSEMBLY	00593304	43082FEB2026	USE PERMITS HALF REFUND	General Fund	7,277.00
2026-03-06	SILICON VALLEY CHRISTIAN ASSEMBLY	00593304	43082FEB2026	ARCH REVIEW REFUND	General Fund	35,400.00
				Total for Payment No.:		42,677.00

Payment No: 732053

Payment Date	Vendor Name	Voucher No.	Invoice No.	Description	Fund Code	Amount Paid
2026-02-20	NATIONAL TRENCH SAFETY LLC	00592668	1221814	ADDITIONAL FUNDING	Water Utility	31,799.54
2026-02-20	NATIONAL TRENCH SAFETY LLC	00592668	1221814	ADDITIONAL FUNDING	Water Utility	230.00
2026-02-20	NATIONAL TRENCH SAFETY LLC	00592668	1221814	AS-NEEDED SHORING EQUIPMENT FO	Water Utility	10,608.63
				Total for Payment No.:		42,638.17

Payment No: 003955

Payment Date	Vendor Name	Voucher No.	Invoice No.	Description	Fund Code	Amount Paid
2026-02-20	NAVIA BENEFIT SOLUTIONS, INC	00592836	35989FEB2026	DD:BIWKLY NAVIA BENEFIT B2604	Payroll Liability&ClearingAcct	11,833.46
2026-02-20	NAVIA BENEFIT SOLUTIONS, INC	00592836	35989FEB2026	DD:BIWKLY NAVIA BENEFIT B2604	Payroll Liability&ClearingAcct	30,141.60
				Total for Payment No.:		41,975.06

Payment No: 003962

Payment Date	Vendor Name	Voucher No.	Invoice No.	Description	Fund Code	Amount Paid
2026-03-06	NAVIA BENEFIT SOLUTIONS, INC	00593686	02/15/26-02/28/26	DD:BIWKLY NAVIA BENEFIT B2605	Payroll Liability&ClearingAcct	30,073.95
2026-03-06	NAVIA BENEFIT SOLUTIONS, INC	00593686	02/15/26-02/28/26	DD:BIWKLY NAVIA BENEFIT B2605	Payroll Liability&ClearingAcct	11,833.50
				Total for Payment No.:		41,907.45

Payment No: 035878

Payment Date	Vendor Name	Voucher No.	Invoice No.	Description	Fund Code	Amount Paid
2026-02-20	INTL FIREFIGHTERS LOCAL 1171	00592842	01/18/26-02/14/26	UNION DUES B2603 & B2604	Payroll Liability&ClearingAcct	39,149.84
				Total for Payment No.:		39,149.84

Payment No: 732339

Payment Date	Vendor Name	Voucher No.	Invoice No.	Description	Fund Code	Amount Paid
2026-03-06	CASEY PRINTING	00593309	245214	ADDITIONAL FUNDING FOR AS-NEED	General Fund	17,189.60
2026-03-06	CASEY PRINTING	00593309	245214	ADDITIONAL FUNDING FOR AS-NEED	General Fund	172.88
2026-03-06	CASEY PRINTING	00593313	250479	ADDITIONAL FUNDING FOR AS-NEED	General Fund	21,435.61
2026-03-06	CASEY PRINTING	00593313	250479	ADDITIONAL FUNDING FOR AS-NEED	General Fund	215.40
				Total for Payment No.:		39,013.49

Payment No: 732316

Payment Date	Vendor Name	Voucher No.	Invoice No.	Description	Fund Code	Amount Paid
2026-03-06	WESTWOOD PROFESSIONAL SERVICES INC	00593605	1251204063	WARBURTON PARK PLAYGROUND REHA	Parks And Recreation	37,272.50
				Total for Payment No.:		37,272.50

Payment No: 035933

Payment Date	Vendor Name	Voucher No.	Invoice No.	Description	Fund Code	Amount Paid
2026-02-20	[redacted]	[redacted]	[redacted]	LEGAL SERVICES - ADDITIONAL FU	[redacted]	[redacted]
				Total for Payment No.:		36,501.30

Payment No: 732032

Payment Date	Vendor Name	Voucher No.	Invoice No.	Description	Fund Code	Amount Paid
2026-02-20	HDL SOFTWARE LLC	00591917	SIN048979	HDL CONTRACT YR2 MAY 2025	General Fund	13,500.00
2026-02-20	HDL SOFTWARE LLC	00591919	SIN050626	HDL CONTRACT YR2 JUNE 2025	General Fund	13,500.00
2026-02-20	HDL SOFTWARE LLC	00592689	SIN058198	CHANGE ORDER 1: ADDITIONAL FUN	General Fund	9,227.84
				Total for Payment No.:		36,227.84

Payment No: 732045

Payment Date	Vendor Name	Voucher No.	Invoice No.	Description	Fund Code	Amount Paid
2026-02-20	LEAGUE OF CALIF CITIES	00592570	INV-45571-S3W7Q8	2026 MEMBERSHIP DUES	General Fund	36,151.00
				Total for Payment No.:		36,151.00

Payment No: 035954

Payment Date	Vendor Name	Voucher No.	Invoice No.	Description	Fund Code	Amount Paid
2026-02-20	WESTERN STATES OIL CO	00592511	865213	ULTRA-LOW SULFUR DIESEL AND RE	Fleet Operation Fund	15,287.95
2026-02-20	WESTERN STATES OIL CO	00592512	865214	ULTRA-LOW SULFUR DIESEL AND RE	Fleet Operation Fund	20,742.48
				Total for Payment No.:		36,030.43

Payment No: 732195

Payment Date	Vendor Name	Voucher No.	Invoice No.	Description	Fund Code	Amount Paid
2026-02-27	BKF ENGINEERS	00593015	26020178	DESIGN SERVICES FOR PLANS TO R	Sewer Utility Construction	35,632.85
				Total for Payment No.:		35,632.85

Payment No: 732310

Payment Date	Vendor Name	Voucher No.	Invoice No.	Description	Fund Code	Amount Paid
2026-03-06	CITY OF LODI	00593554	13659	2002 AMERICAN LA FRANCE TRACTO	Vehicle Replacement Fund	35,000.00
				Total for Payment No.:		35,000.00

Payment No: 035972

Payment Date	Vendor Name	Voucher No.	Invoice No.	Description	Fund Code	Amount Paid
2026-02-27	CARAHSOFT TECHNOLOGY CORP	00593118	IN2183698	GOV AI - GENERATIVE AI ASSISTA	Information Technology Service	34,950.00
				Total for Payment No.:		34,950.00

Payment No: 732199

Payment Date	Vendor Name	Voucher No.	Invoice No.	Description	Fund Code	Amount Paid
2026-02-27	CA EMPLOYMENT DEVELOPMENT DEPT	00592208	L0123976752	Q4 2025 Unemp Insur	Unemployment Insurance Fund	27,371.15
2026-02-27	CA EMPLOYMENT DEVELOPMENT DEPT	00592208	L0123976752	Q4 2025 Unemp Insur (SVP)	Unemployment Insurance Fund	6,309.00
				Total for Payment No.:		33,680.15

Payment No: 732092

Payment Date	Vendor Name	Voucher No.	Invoice No.	Description	Fund Code	Amount Paid
2026-02-20	U.S. BANK	00592847	02/01/26-02/14/26	BIWKLY PAYROLL DED PARS B2604	Fringe Benefits	32,512.81
				Total for Payment No.:		32,512.81

Payment No: 035830

Payment Date	Vendor Name	Voucher No.	Invoice No.	Description	Fund Code	Amount Paid
2026-02-13	EBIX INC	00592147	1016674-IN	INSURANCE COMPLIANCE SERVICES	General Fund	7,190.45
2026-02-13	EBIX INC	00592144	1010320-IN	INSURANCE COMPLIANCE SERVICES	General Fund	9,973.39
2026-02-13	EBIX INC	00592145	1013908-IN	INSURANCE COMPLIANCE SERVICES	General Fund	10,448.27
2026-02-13	EBIX INC	00592147	1016674-IN	INSURANCE COMPLIANCE SERVICES	General Fund	3,595.23
				Total for Payment No.:		31,207.34

Payment No: 732117

Payment Date	Vendor Name	Voucher No.	Invoice No.	Description	Fund Code	Amount Paid
2026-02-20	WEST YOST & ASSOCIATES, INC.	00592639	2065483	2023 Water Master Plan	Water Utility Construction	27,726.11
				Total for Payment No.:		27,726.11

Payment No: 035847

Payment Date	Vendor Name	Voucher No.	Invoice No.	Description	Fund Code	Amount Paid
2026-02-13	MOTT MACDONALD GROUP, INC	00592125	504405220	ANNUAL SANITARY SEWER CONDITIO	Sewer Utility Construction	27,062.50
				Total for Payment No.:		27,062.50

Payment No: 036030

Payment Date	Vendor Name	Voucher No.	Invoice No.	Description	Fund Code	Amount Paid
2026-02-27	TRITON MUSEUM OF ART	00593004	2887FEB2026	GRANT AGREEMENT FOR ACCESSIBLE	General Fund	25,411.33
				Total for Payment No.:		25,411.33

Payment No: 036001

Payment Date	Vendor Name	Voucher No.	Invoice No.	Description	Fund Code	Amount Paid
2026-02-27	LEVY SANTA CLARA CONVENTION CENTER	00593008	126	KITCHEN OVEN REMOVAL	SCCC Capital Improvement Fund	24,375.00

Payment Date	Vendor Name	Voucher No.	Invoice No.	Description	Fund Code	Amount Paid
				Total for Payment No.:		24,375.00

Payment No: 732018

Payment Date	Vendor Name	Voucher No.	Invoice No.	Description	Fund Code	Amount Paid
2026-02-20	DC TAPPING SERVICES INC	00592666	007	ON CALL WATER MAIN TAPPING SER	Water Utility	23,960.00
				Total for Payment No.:		23,960.00

Payment No: 036012

Payment Date	Vendor Name	Voucher No.	Invoice No.	Description	Fund Code	Amount Paid
2026-02-27	R3 CONSULTING GROUP, INC.	00592453	125059	SOLID WASTE CONSULTING SVC	Solid Waste Program	7,057.50
2026-02-27	R3 CONSULTING GROUP, INC.	00592453	125059	SOLID WASTE CONSULTING SVC	General Fund	15,990.00
				Total for Payment No.:		23,047.50

Payment No: 732300

Payment Date	Vendor Name	Voucher No.	Invoice No.	Description	Fund Code	Amount Paid
2026-02-27	Y&C AUTO BODY SHOP	00591349	2161	Labor	Fleet Operation Fund	3,787.50
2026-02-27	Y&C AUTO BODY SHOP	00591350	2163	Parts WO#159721 V#3322	Fleet Operation Fund	3,865.47
2026-02-27	Y&C AUTO BODY SHOP	00591350	2163	Labor	Fleet Operation Fund	2,895.50
2026-02-27	Y&C AUTO BODY SHOP	00591349	2161	Parts WO#159846 V#3587	Fleet Operation Fund	3,310.78
2026-02-27	Y&C AUTO BODY SHOP	00591351	2162	Parts WO#159866 V#3535	Fleet Operation Fund	5,172.47
2026-02-27	Y&C AUTO BODY SHOP	00591351	2162	Labor	Fleet Operation Fund	3,775.00
				Total for Payment No.:		22,806.72

Payment No: 035880

Payment Date	Vendor Name	Voucher No.	Invoice No.	Description	Fund Code	Amount Paid
2026-02-20	SANTA CLARA POLICE ASSN	00592845	01/18/26-02/14/26	UNION DUES B2603 & B2604	Payroll Liability&ClearingAcct	22,287.04
				Total for Payment No.:		22,287.04

Payment No: 732028

Payment Date	Vendor Name	Voucher No.	Invoice No.	Description	Fund Code	Amount Paid
2026-02-20	FOSTER & FREEMAN USA INC	00592820	IN007893	FFLEX FUMING CABINET SMALL (MV	Police Operating Grant Fund	13,179.94
2026-02-20	FOSTER & FREEMAN USA INC	00592820	IN007893	FFLEX FUMING CABINET SMALL (MV	Police Operating Grant Fund	4,832.09
2026-02-20	FOSTER & FREEMAN USA INC	00592820	IN007893	EXTENDED SHELVING FOR FFLEX SM	Police Operating Grant Fund	673.63
2026-02-20	FOSTER & FREEMAN USA INC	00592820	IN007893	REPLACEMENT CARBON FILTER FOR	Police Operating Grant Fund	98.08
2026-02-20	FOSTER & FREEMAN USA INC	00592820	IN007893	10 PACK OF DYE FILTERS (MVC/FF	Police Operating Grant Fund	44.53
2026-02-20	FOSTER & FREEMAN USA INC	00592820	IN007893	PRODUCT TRAINING	Police Operating Grant Fund	1,302.01
2026-02-20	FOSTER & FREEMAN USA INC	00592820	IN007893	PRODUCT TRAINING	Police Operating Grant Fund	747.99
2026-02-20	FOSTER & FREEMAN USA INC	00592820	IN007893	SHIPPING AND HANDLING	Police Operating Grant Fund	982.13
				Total for Payment No.:		21,860.40

Payment No: 732341

Payment Date	Vendor Name	Voucher No.	Invoice No.	Description	Fund Code	Amount Paid
2026-03-06	CORE & MAIN LP	00593371	Y447042	D040P02LP 2" AIR VALAVE NPT NY	Water Utility	14,186.25
2026-03-06	CORE & MAIN LP	00593383	Y504930	DISMANTLING JOINT 4 INCH, HYMA	Water Utility	768.22
2026-03-06	CORE & MAIN LP	00593374	Y447516	CHECK POPPET SKU: 952-300S	Water Utility	637.56
2026-03-06	CORE & MAIN LP	00593374	Y447516	RELIEF VALVE STEM ASSEMBLY SKU	Water Utility	1,533.60
2026-03-06	CORE & MAIN LP	00593377	Y447386	CHECK POPPET SKU: 954-300S	Water Utility	697.97
2026-03-06	CORE & MAIN LP	00593380	Y447792	RELIEF VALVE COVER SKU: 972-3A	Water Utility	1,533.59
2026-03-06	CORE & MAIN LP	00593380	Y447792	SEAT TOTAL SKU: RK34-975XLSK	Water Utility	568.65
2026-03-06	CORE & MAIN LP	00593380	Y447792	SEAT TOTAL SKU: RK114-975XLSK	Water Utility	585.84
2026-03-06	CORE & MAIN LP	00593371	Y447042	D040SCREENX6 WIRE MESH SCREEN	Water Utility	1,047.60

Payment Date	Vendor Name	Voucher No.	Invoice No.	Description	Fund Code	Amount Paid
				Total for Payment No.:		21,559.28

Payment No: 731818

Payment Date	Vendor Name	Voucher No.	Invoice No.	Description	Fund Code	Amount Paid
2026-02-13	SAFE MOVES, INC	00592231	36A	SAFE ROUTES TO SCHOOL; FUNDING	Streets and Highways Capital F	21,520.18
				Total for Payment No.:		21,520.18

Payment No: 036024

Payment Date	Vendor Name	Voucher No.	Invoice No.	Description	Fund Code	Amount Paid
2026-02-27	T-MOBILE	00593217	952058658-2/2/2026	Order #1704156 - WATER/SEWER	Water Utility	1,923.31
2026-02-27	T-MOBILE	00593217	952058658-2/2/2026	Parks & Rec	Cemetery	39.48
2026-02-27	T-MOBILE	00593217	952058658-2/2/2026	DPW/Street & Auto	Solid Waste Program	53.54
2026-02-27	T-MOBILE	00593217	952058658-2/2/2026	CDD/Bldg - Permits	Building New Dvlpmnt Srvc Fee	512.42
2026-02-27	T-MOBILE	00593217	952058658-2/2/2026	CDD/Bldg - Inspection	Building New Dvlpmnt Srvc Fee	222.26
2026-02-27	T-MOBILE	00593217	952058658-2/2/2026	Order #1701156 - DPW	Public Buildings	2,618.96
2026-02-27	T-MOBILE	00593217	952058658-2/2/2026	Parks & Rec	General Fund	1,443.72
2026-02-27	T-MOBILE	00593217	952058658-2/2/2026	Parks & Rec	General Fund	140.60
2026-02-27	T-MOBILE	00593217	952058658-2/2/2026	Parks & Rec	General Fund	29.40
2026-02-27	T-MOBILE	00593217	952058658-2/2/2026	Parks & Rec	General Fund	57.52
2026-02-27	T-MOBILE	00593217	952058658-2/2/2026	CMO wireless service	General Fund	322.42
2026-02-27	T-MOBILE	00593217	952058658-2/2/2026	Parks & Rec	General Fund	29.40
2026-02-27	T-MOBILE	00593217	952058658-2/2/2026	Parks & Rec	General Fund	29.40
2026-02-27	T-MOBILE	00593217	952058658-2/2/2026	Library	General Fund	100.98
2026-02-27	T-MOBILE	00593217	952058658-2/2/2026	COU	General Fund	141.88
2026-02-27	T-MOBILE	00593217	952058658-2/2/2026	DPW/Facilities	General Fund	180.28
2026-02-27	T-MOBILE	00593217	952058658-2/2/2026	CCO	General Fund	14.06

Payment Date	Vendor Name	Voucher No.	Invoice No.	Description	Fund Code	Amount Paid
2026-02-27	T-MOBILE	00593217	952058658-2/2/2026	CCO	General Fund	14.06
2026-02-27	T-MOBILE	00593217	952058658-2/2/2026	CAO	General Fund	85.64
2026-02-27	T-MOBILE	00593217	952058658-2/2/2026	HR	General Fund	28.12
2026-02-27	T-MOBILE	00593217	952058658-2/2/2026	DPW/Street & Auto	General Fund	394.58
2026-02-27	T-MOBILE	00593217	952058658-2/2/2026	DPW/Street & Auto	General Fund	59.22
2026-02-27	T-MOBILE	00593217	952058658-2/2/2026	DPW/Street & Auto	General Fund	73.28
2026-02-27	T-MOBILE	00593217	952058658-2/2/2026	DPW/Street & Auto	General Fund	14.06
2026-02-27	T-MOBILE	00593217	952058658-2/2/2026	DPW/Street & Auto	General Fund	87.34
2026-02-27	T-MOBILE	00593217	952058658-2/2/2026	DPW/Street & Auto	General Fund	14.06
2026-02-27	T-MOBILE	00593217	952058658-2/2/2026	DPW/Street & Auto	General Fund	118.44
2026-02-27	T-MOBILE	00593217	952058658-2/2/2026	Finance/Muni Svcs	General Fund	138.18
2026-02-27	T-MOBILE	00593217	952058658-2/2/2026	Finance/Purchasing	General Fund	70.19
2026-02-27	T-MOBILE	00593217	952058658-2/2/2026	Finance/Business Svcs	General Fund	14.06
2026-02-27	T-MOBILE	00593217	952058658-2/2/2026	Police/Stadium	General Fund	54.90
2026-02-27	T-MOBILE	00593217	952058658-2/2/2026	DPW/Engineering	General Fund	28.12
2026-02-27	T-MOBILE	00593217	952058658-2/2/2026	DPW/Engineering	General Fund	14.06
2026-02-27	T-MOBILE	00593217	952058658-2/2/2026	DPW/Engineering	General Fund	14.06
2026-02-27	T-MOBILE	00593217	952058658-2/2/2026	DPW/Engineering	General Fund	14.06
2026-02-27	T-MOBILE	00593217	952058658-2/2/2026	DPW/Engineering	General Fund	201.10
2026-02-27	T-MOBILE	00593217	952058658-2/2/2026	CDD/Planning	General Fund	95.72
2026-02-27	T-MOBILE	00593217	952058658-2/2/2026	CDD/Housing	General Fund	56.24
2026-02-27	T-MOBILE	00593217	952058658-2/2/2026	Police	General Fund	14.06
2026-02-27	T-MOBILE	00593217	952058658-2/2/2026	Police	General Fund	14.06
2026-02-27	T-MOBILE	00593217	952058658-2/2/2026	Police	General Fund	572.51
2026-02-27	T-MOBILE	00593217	952058658-2/2/2026	Police	General Fund	147.00
2026-02-27	T-MOBILE	00593217	952058658-2/2/2026	Fire	General Fund	296.10
2026-02-27	T-MOBILE	00593217	952058658-2/2/2026	CMO/Stadium	S.C.Stadium Authority	39.32

Payment Date	Vendor Name	Voucher No.	Invoice No.	Description	Fund Code	Amount Paid
					Ops	
2026-02-27	T-MOBILE	00593217	952058658-2/2/2026	Order #1709955 - CMO	General Fund	1,309.49
2026-02-27	T-MOBILE	00593217	952058658-2/2/2026	Order #1697889 - CMO	General Fund	1,527.74
2026-02-27	T-MOBILE	00593217	952058658-2/2/2026	Order #1702753 - CMO	S.C.Stadium Authority Ops	2,186.85
2026-02-27	T-MOBILE	00593217	952058658-2/2/2026	Order #1702753 - CMO	General Fund	432.12
2026-02-27	T-MOBILE	00593217	952058658-2/2/2026	IT	Information Technology Service	616.22
2026-02-27	T-MOBILE	00593217	952058658-2/2/2026	Water & Sewer Utilities	Sewer Utility	1,347.40
2026-02-27	T-MOBILE	00593217	952058658-2/2/2026	Library/READ Santa Clara	Library Operating Grant Fund	14.06
2026-02-27	T-MOBILE	00593217	952058658-2/2/2026	Order #1691056 - IT	Information Technology Service	905.73
2026-02-27	T-MOBILE	00593217	952058658-2/2/2026	Order #1705160 - IT	Information Technology Service	1,091.24
2026-02-27	T-MOBILE	00593217	952058658-2/2/2026	DPW/Street & Auto	Fleet Operation Fund	29.40
				Total for Payment No.:		19,992.42

Payment No: 732289

Payment Date	Vendor Name	Voucher No.	Invoice No.	Description	Fund Code	Amount Paid
2026-02-27	U.S. TRAVEL ASSOCIATION	00593082	0023804-A	2026 MEMBERSHIP 1ST INSTALL	Deposit Funds.	20,000.00
2026-02-27	U.S. TRAVEL ASSOCIATION	00593082	0023804-A	US TRAVEL ADVOCACY FEE	Deposit Funds.	200.00
				Total for Payment No.:		20,200.00

Payment No: 732400

Payment Date	Vendor Name	Voucher No.	Invoice No.	Description	Fund Code	Amount Paid
2026-03-06	TRAVELSCAPE LLC	00593328	1000060618	EXPEDIA CAMPAIGN JAN 2026	Deposit Funds.	19,945.26
				Total for Payment No.:		19,945.26

Payment No: 731992

Payment Date	Vendor Name	Voucher No.	Invoice No.	Description	Fund Code	Amount Paid
2026-02-20	4LEAF, INC.	00592674	J3808A25	PLAN REVIEW SERVICES	Building New Dvlpmnt Srvc Fee	18,590.00
				Total for Payment No.:		18,590.00

Payment No: 035877

Payment Date	Vendor Name	Voucher No.	Invoice No.	Description	Fund Code	Amount Paid
2026-02-20	IBEW	00592841	01/18/26-02/14/26	UNION DUES B2603 & B2604	Payroll Liability&ClearingAcct	18,312.65
				Total for Payment No.:		18,312.65

Payment No: 731998

Payment Date	Vendor Name	Voucher No.	Invoice No.	Description	Fund Code	Amount Paid
2026-02-20	BANKSIA LANDSCAPE, INC.	00592766	27436	LANDSCAPING AND AS-NEEDED REPA	Convention Cnt Maintenance Dis	18,041.08
				Total for Payment No.:		18,041.08

Payment No: 731908

Payment Date	Vendor Name	Voucher No.	Invoice No.	Description	Fund Code	Amount Paid
2026-02-13	EUROFINS DRINKING WATER AND WASTEWATER	00591179	3800099828	WATER TESTING	Water Utility	500.00
2026-02-13	EUROFINS DRINKING WATER AND WASTEWATER	00591180	3800102555	WATER TESTING (EXPEDITED)	Water Utility	17,150.00
				Total for Payment No.:		17,650.00

Payment No: 035938

Payment Date	Vendor Name	Voucher No.	Invoice No.	Description	Fund Code	Amount Paid
2026-02-20	PLAN REVIEW CONSULTANTS INC	00592675	PRC2025-15	PLAN REVIEW SERVICES	Building New Dvlpmnt Srvc Fee	17,463.08
				Total for Payment No.:		17,463.08

Payment No: 035909

Payment Date	Vendor Name	Voucher No.	Invoice No.	Description	Fund Code	Amount Paid
2026-02-20	GARDENLAND POWER EQUIPMENT	00591902	1225945	MATERIALS - STREET	General Fund	15.26
2026-02-20	GARDENLAND POWER EQUIPMENT	00591903	1225949	PARTS - STREET	General Fund	88.82
2026-02-20	GARDENLAND POWER EQUIPMENT	00591903	1225949	LABOR - STREET	General Fund	115.99
2026-02-20	GARDENLAND POWER EQUIPMENT	00591905	1225946	PARTS - STREET	General Fund	49.59
2026-02-20	GARDENLAND POWER EQUIPMENT	00591905	1225946	LABOR - STREET	General Fund	64.24
2026-02-20	GARDENLAND POWER EQUIPMENT	00591906	1225954	PARTS - STREET	General Fund	198.37
2026-02-20	GARDENLAND POWER EQUIPMENT	00591906	1225954	LABOR - STREET	General Fund	158.25
2026-02-20	GARDENLAND POWER EQUIPMENT	00591908	1225957	PARTS - STREET	General Fund	206.39
2026-02-20	GARDENLAND POWER EQUIPMENT	00591908	1225957	LABOR - STREET	General Fund	158.25
				Total for Payment No.:		1,055.16

Payment No: 732051

Payment Date	Vendor Name	Voucher No.	Invoice No.	Description	Fund Code	Amount Paid
2026-02-20	MUNISERVICES LLC	00589944	INV06-022182	SALES, USE AND TRANSACTIONS TA	General Fund	16,888.38
				Total for Payment No.:		16,888.38

Payment No: 732209

Payment Date	Vendor Name	Voucher No.	Invoice No.	Description	Fund Code	Amount Paid
2026-02-27	CONSOR PMCM INC	00593084	P220003CA.00-SO10-01	CHANGE ORDER #2 - ADDITIONAL F	PW Capital Proj ManagementFund	16,445.78
				Total for Payment No.:		16,445.78

Payment No: 732120

Payment Date	Vendor Name	Voucher No.	Invoice No.	Description	Fund Code	Amount Paid
2026-02-20	Y&C AUTO BODY SHOP	00591873	2164	Parts V#3588 WO#159886	Vehicle Replacement Fund	10,843.40
2026-02-20	Y&C AUTO BODY SHOP	00591873	2164	Labor	Vehicle Replacement Fund	5,552.00
				Total for Payment No.:		16,395.40

Payment No: 036031

Payment Date	Vendor Name	Voucher No.	Invoice No.	Description	Fund Code	Amount Paid
2026-02-27	TRUEPOINT SOLUTIONS, LLC	00593012	4047	TPS Agreement No. 2 for Suppor	General Government - Other	9,157.89
2026-02-27	TRUEPOINT SOLUTIONS, LLC	00593012	4047	ADDITIONAL FUNDS PER AMENDMENT	General Government - Other	7,040.67
				Total for Payment No.:		16,198.56

Payment No: 731954

Payment Date	Vendor Name	Voucher No.	Invoice No.	Description	Fund Code	Amount Paid
2026-02-13	SEARCHWIDE GLOBAL	00591738	14856	DIR OF SALES SEARCH FEE - 1ST	Deposit Funds.	16,000.00
				Total for Payment No.:		16,000.00

Payment No: 732309

Payment Date	Vendor Name	Voucher No.	Invoice No.	Description	Fund Code	Amount Paid
2026-03-06	BKF ENGINEERS	00593550	25090917	DE LA CRUZ BLVD, LICK MILL BLV	Streets and Highways Capital F	15,988.16
				Total for Payment No.:		15,988.16

Payment No: 732165

Payment Date	Vendor Name	Voucher No.	Invoice No.	Description	Fund Code	Amount Paid
2026-02-27	REVERSE 1031 LESSEE LLC	00592956	44606-03 UTILITY REFUND	UTILITY REFUND	General Fund	15,578.64
				Total for Payment No.:		15,578.64

Payment No: 035911

Payment Date	Vendor Name	Voucher No.	Invoice No.	Description	Fund Code	Amount Paid
2026-02-20	GRAINGER-SAN JOSE	00592785	9752631565	EXAM GLOVES,XL, POWDERLESS, MI	Water Utility	1,023.60
2026-02-20	GRAINGER-SAN JOSE	00592649	9773154522	BOOTS, PVC HIP LENGTH, STEEL T	Water Utility	651.52
2026-02-20	GRAINGER-SAN JOSE	00592649	9773154522	BOOTS, PVC HIP LENGTH, STEEL T	Water Utility	651.52

Payment Date	Vendor Name	Voucher No.	Invoice No.	Description	Fund Code	Amount Paid
2026-02-20	GRAINGER-SAN JOSE	00592653	9789295947	EXAM GLOVES,XL, POWDERLESS, MI	Water Utility	1,023.60
2026-02-20	GRAINGER-SAN JOSE	00592102	9796093624	SUPPLIES	General Fund	46.15
2026-02-20	GRAINGER-SAN JOSE	00592103	9794745167	SUPPLIES	General Fund	132.74
2026-02-20	GRAINGER-SAN JOSE	00591718	9789288538	MATERIALS - STREET	General Fund	199.77
2026-02-20	GRAINGER-SAN JOSE	00591776	9779666537	LOCK LUBRICATION	General Fund	191.53
2026-02-20	GRAINGER-SAN JOSE	00591777	9779750620	PRUNING TOOLS	General Fund	353.17
2026-02-20	GRAINGER-SAN JOSE	00592032	9792039019	Parts V#Shop	Fleet Operation Fund	493.95
2026-02-20	GRAINGER-SAN JOSE	00592033	9792039001	Parts V#Shop	Fleet Operation Fund	73.43
2026-02-20	GRAINGER-SAN JOSE	00592032	9792039019		Fleet Operation Fund	30.00
2026-02-20	GRAINGER-SAN JOSE	00591869	880403290A	Parts V#2809	Fleet Operation Fund	1.29
				Total for Payment No.:		4,872.27

Payment No: 732015

Payment Date	Vendor Name	Voucher No.	Invoice No.	Description	Fund Code	Amount Paid
2026-02-20	COUNTY OF SANTA CLARA	00591791	2512310626	Police Dept.	General Fund	174.74
2026-02-20	COUNTY OF SANTA CLARA	00591791	2512310626	Levi Stadium	General Fund	4,073.42
2026-02-20	COUNTY OF SANTA CLARA	00591812	2601310626	Police Dept	General Fund	890.00
2026-02-20	COUNTY OF SANTA CLARA	00591812	2601310626	Stadium	General Fund	9,923.50
				Total for Payment No.:		15,061.66

Payment No: 036060

Payment Date	Vendor Name	Voucher No.	Invoice No.	Description	Fund Code	Amount Paid
2026-03-06	DELL MARKETING LP	00593603	10857012411	DELL PRO 34 PLUS USB-C HUB MON	Police Operating Grant Fund	197.74
2026-03-06	DELL MARKETING LP	00593603	10857012411	NEW DELL PRO MAX MICRO DESKTOP	Police Operating Grant Fund	5,196.59
2026-03-06	DELL MARKETING LP	00593603	10857012411	DELL PRO 34 PLUS USB-C HUB MON	Police Operating Grant Fund	2,438.66

Payment Date	Vendor Name	Voucher No.	Invoice No.	Description	Fund Code	Amount Paid
2026-03-06	DELL MARKETING LP	00593603	10857012411	ENVIRONMENTAL FEES	Police Operating Grant Fund	20.00
2026-03-06	DELL MARKETING LP	00593604	10859037799	LATITUDE 7350 DETACHABLE COLLA	Public Buildings	209.88
2026-03-06	DELL MARKETING LP	00593604	10859037799	LATITUDE 7350 DETACHABLE COLLA	Public Buildings	366.78
2026-03-06	DELL MARKETING LP	00593604	10859037799	ENVIRONMENTAL FEES	Public Buildings	12.00
2026-03-06	DELL MARKETING LP	00593604	10859037799	LATITUDE 7350 DETACHABLE	Public Buildings	6,483.00
				Total for Payment No.:		14,924.65

Payment No: 035998

Payment Date	Vendor Name	Voucher No.	Invoice No.	Description	Fund Code	Amount Paid
2026-02-27	INGRAM LIBRARY SERVICES LLC	00592478	94322475	1241/1233/1235/1236 AD BK	General Fund	2,157.23
2026-02-27	INGRAM LIBRARY SERVICES LLC	00592478	94322475	1231/1233/1235/1236 JUV BK	General Fund	6,590.60
2026-02-27	INGRAM LIBRARY SERVICES LLC	00592477	93851707	1231 JUV BK	General Fund	305.01
2026-02-27	INGRAM LIBRARY SERVICES LLC	00592478	94322475	1232/1233/1235 YA BK	General Fund	34.63
2026-02-27	INGRAM LIBRARY SERVICES LLC	00592205	94127158	1241/1233/1235/1236 AD BK	General Fund	3,247.65
2026-02-27	INGRAM LIBRARY SERVICES LLC	00592205	94127158	1231/1233/1235/1236 JUV BK	General Fund	1,774.35
2026-02-27	INGRAM LIBRARY SERVICES LLC	00592205	94127158	1232/1233/1235 YA BK	General Fund	291.91
2026-02-27	INGRAM LIBRARY SERVICES LLC	00592206	94127162	1241 AD BK	General Fund	270.47
				Total for Payment No.:		14,671.85

Payment No: 732403

Payment Date	Vendor Name	Voucher No.	Invoice No.	Description	Fund Code	Amount Paid
2026-03-06	U.S. BANK	00593685	02/15/26-02/28/26	BIWKLY PAYROLL DED PARS B2605	Fringe Benefits	14,425.62
				Total for Payment No.:		14,425.62

Payment No: 732337

Payment Date	Vendor Name	Voucher No.	Invoice No.	Description	Fund Code	Amount Paid
2026-03-06	BRIGHTVIEW LANDSCAPE SERVICES, INC.	00593680	9679658	WISTERIA PRUNING SERVICES	General Fund	14,400.00
				Total for Payment No.:		14,400.00

Payment No: 732058

Payment Date	Vendor Name	Voucher No.	Invoice No.	Description	Fund Code	Amount Paid
2026-02-20	PERISCOPE HOLDINGS INC	00592673	SI-11444	PERISCOPE E-PROCUREMENT AGENCY	General Fund	14,308.76
				Total for Payment No.:		14,308.76

Payment No: 035951

Payment Date	Vendor Name	Voucher No.	Invoice No.	Description	Fund Code	Amount Paid
2026-02-20	VALLEY OIL CO	00592510	240129	UNLEADED FUEL 87 OCTANE - UP T	Fleet Operation Fund	14,187.25
				Total for Payment No.:		14,187.25

Payment No: 732038

Payment Date	Vendor Name	Voucher No.	Invoice No.	Description	Fund Code	Amount Paid
2026-02-20	INTERNATIONAL CODE COUNCIL INC	00592722	1002204205	PREMIUM COMPLETE (DIGITAL CODE	General Fund	4,500.00
2026-02-20	INTERNATIONAL CODE COUNCIL INC	00592722	1002204205	PREMIUM COMPLETE (DIGITAL CODE	Fire CUPA program Fund	4,500.00
2026-02-20	INTERNATIONAL CODE COUNCIL INC	00592722	1002204205	PREMIUM COMPLETE (DIGITAL CODE	Fire CUPA program Fund	1,500.00
2026-02-20	INTERNATIONAL CODE COUNCIL INC	00592722	1002204205	PREMIUM COMPLETE (DIGITAL CODE	Fire New Dvlpmnt Srvc Fee	3,500.00
				Total for Payment No.:		14,000.00

Payment No: 732114

Payment Date	Vendor Name	Voucher No.	Invoice No.	Description	Fund Code	Amount Paid
2026-02-20	WEST COAST ARBORISTS INC	00592500	239258	TREE MAINTENANCE SERVICES PUBL	Streets and Highways Capital F	13,315.75

Payment Date	Vendor Name	Voucher No.	Invoice No.	Description	Fund Code	Amount Paid
				Total for Payment No.:		13,315.75

Payment No: 036093

Payment Date	Vendor Name	Voucher No.	Invoice No.	Description	Fund Code	Amount Paid
2026-03-06	STEPHEN CIARI PUMBING AND	00593289	28634	FIRE 001-7822-87600	General Fund	11,695.08
2026-03-06	STEPHEN CIARI PUMBING AND	00593288	28463	STREETS (001-1133-87600-(I)307	General Fund	1,618.00
				Total for Payment No.:		13,313.08

Payment No: 035985

Payment Date	Vendor Name	Voucher No.	Invoice No.	Description	Fund Code	Amount Paid
2026-02-27	EJ PIRES TRUCKING INC	00593109	90008992-M	AS-NEEDED HAULING SERVICES FOR	Water Utility	10,491.72
2026-02-27	EJ PIRES TRUCKING INC	00593109	90008992-M	AS-NEEDED HAULING SERVICES FOR	Sewer Utility	1,851.48
				Total for Payment No.:		12,343.20

Payment No: 732277

Payment Date	Vendor Name	Voucher No.	Invoice No.	Description	Fund Code	Amount Paid
2026-02-27	SANTA CLARA VALLEY HEALTH	00592114	H11570960400	SART 2601030063	General Fund	2,337.00
2026-02-27	SANTA CLARA VALLEY HEALTH	00592119	H11583388500	SART 2601020109	General Fund	4,506.00
2026-02-27	SANTA CLARA VALLEY HEALTH	00592120	H11565419500	SART 2512290095	General Fund	3,065.00
2026-02-27	SANTA CLARA VALLEY HEALTH	00592121	H11582880900	SART 2601090012	General Fund	2,373.00
				Total for Payment No.:		12,281.00

Payment No: 732062

Payment Date	Vendor Name	Voucher No.	Invoice No.	Description	Fund Code	Amount Paid
2026-02-20	PRIORITY DISPATCH	00591770	SIN429137	License Renewal	General Fund	12,000.00
				Total for Payment No.:		12,000.00

Payment No: 731838

Payment Date	Vendor Name	Voucher No.	Invoice No.	Description	Fund Code	Amount Paid
2026-02-13	FREEDOM CIRCLE LLC	00592391	61416-06 UTILITY REFUND	UTILITY REFUND	General Fund	11,767.41
				Total for Payment No.:		11,767.41

Payment No: 732373

Payment Date	Vendor Name	Voucher No.	Invoice No.	Description	Fund Code	Amount Paid
2026-03-06	OVG GLOBAL PARTNERSHIPS LLC	00593551	INV-FRM-00635	Salary, Taxes, and Benefits (P	Convention Center Enterprise F	11,666.63
2026-03-06	OVG GLOBAL PARTNERSHIPS LLC	00593551	INV-FRM-00635	Travel and Entertainment (T&E)	Convention Center Enterprise F	0.04
				Total for Payment No.:		11,666.67

Payment No: 036057

Payment Date	Vendor Name	Voucher No.	Invoice No.	Description	Fund Code	Amount Paid
2026-03-06	CONCENTRA MEDICAL CENTERS	00592630	88926094	Physical Examination	Water Utility	145.00
2026-03-06	CONCENTRA MEDICAL CENTERS	00592622	88599903	Physical Examination	Water Utility	50.00
2026-03-06	CONCENTRA MEDICAL CENTERS	00592625	88845769	Physical Examination	Water Utility	95.00
2026-03-06	CONCENTRA MEDICAL CENTERS	00592625	88845769	Physical Examination (Audio)	Water Utility	17.00
2026-03-06	CONCENTRA MEDICAL CENTERS	00592624	88762142	Physical Examination	Solid Waste Program	50.00
2026-03-06	CONCENTRA MEDICAL CENTERS	00592886	89446247	Physical Examination	General Fund	199.00
2026-03-06	CONCENTRA MEDICAL CENTERS	00592887	89529231	Physical Examination	General Fund	1,225.00
2026-03-06	CONCENTRA MEDICAL CENTERS	00592621	88517138	Physical Examination	General Fund	199.00
2026-03-06	CONCENTRA MEDICAL CENTERS	00592621	88517138	Physical Examination	General Fund	1,278.00
2026-03-06	CONCENTRA MEDICAL CENTERS	00592622	88599903	Physical Examination	General Fund	50.00
2026-03-06	CONCENTRA MEDICAL CENTERS	00592622	88599903	Physical Examination	General Fund	95.00
2026-03-06	CONCENTRA MEDICAL CENTERS	00592623	88602500	Physical Examination	General Fund	934.00
2026-03-06	CONCENTRA MEDICAL CENTERS	00592624	88762142	Physical Examination	General Fund	95.00
2026-03-06	CONCENTRA MEDICAL CENTERS	00592624	88762142	Physical Examination	General Fund	1,847.00

Payment Date	Vendor Name	Voucher No.	Invoice No.	Description	Fund Code	Amount Paid
2026-03-06	CONCENTRA MEDICAL CENTERS	00592627	89070728	Physical Examination	General Fund	190.00
2026-03-06	CONCENTRA MEDICAL CENTERS	00592625	88845769	Physical Examination	General Fund	2,077.00
2026-03-06	CONCENTRA MEDICAL CENTERS	00592626	89008789	Physical Examination	General Fund	294.00
2026-03-06	CONCENTRA MEDICAL CENTERS	00592630	88926094	Physical Examination	General Fund	95.00
2026-03-06	CONCENTRA MEDICAL CENTERS	00592630	88926094	Physical Examination	General Fund	95.00
2026-03-06	CONCENTRA MEDICAL CENTERS	00592630	88926094	Physical Examination	General Fund	979.00
2026-03-06	CONCENTRA MEDICAL CENTERS	00592624	88762142	Physical Examination	Sewer Utility	378.00
2026-03-06	CONCENTRA MEDICAL CENTERS	00592626	89008789	Physical Examination	Sewer Utility	50.00
2026-03-06	CONCENTRA MEDICAL CENTERS	00592625	88845769	Physical Examination (Audio)	Sewer Utility	17.00
				Total for Payment No.:		10,454.00

Payment No: 036003

Payment Date	Vendor Name	Voucher No.	Invoice No.	Description	Fund Code	Amount Paid
2026-02-27	MIDWEST TAPE LLC	00592475	508371205	1235 JUV DVD	General Fund	70.63
2026-02-27	MIDWEST TAPE LLC	00592475	508371205	1241 AD ABK	General Fund	341.96
2026-02-27	MIDWEST TAPE LLC	00592475	508371205	1241 AD CD	General Fund	52.35
2026-02-27	MIDWEST TAPE LLC	00592475	508371205	1241 AD DVD	General Fund	553.26
2026-02-27	MIDWEST TAPE LLC	00592475	508371205	1235 AD DVD	General Fund	22.36
2026-02-27	MIDWEST TAPE LLC	00592204	508386269	1241 AD STRM	General Fund	9,938.04
2026-02-27	MIDWEST TAPE LLC	00592176	508349233	1241 AD ABK	General Fund	112.89
2026-02-27	MIDWEST TAPE LLC	00592176	508349233	1241 AD CD	General Fund	106.32
2026-02-27	MIDWEST TAPE LLC	00592176	508349233	1235 AD DVD	General Fund	300.80
2026-02-27	MIDWEST TAPE LLC	00592176	508349233	1235 JUV DVD	General Fund	19.36
				Total for Payment No.:		11,517.97

Payment No: 731926

Payment Date	Vendor Name	Voucher No.	Invoice No.	Description	Fund Code	Amount Paid
2026-02-13	[redacted]	[redacted]	[redacted]	LEGAL SERVICES - CHANGE ORDER	[redacted]	[redacted]
				Total for Payment No.:		11,462.50

Payment No: 731895

Payment Date	Vendor Name	Voucher No.	Invoice No.	Description	Fund Code	Amount Paid
2026-02-13	ALLSTAR FIRE EQUIPMENT INC	00592323	269467	PHENIX TL003D-ESS TRADITIONAL	General Fund	11,363.19
2026-02-13	ALLSTAR FIRE EQUIPMENT INC	00592323	269467	SHIPPING	General Fund	90.00
				Total for Payment No.:		11,453.19

Payment No: 732402

Payment Date	Vendor Name	Voucher No.	Invoice No.	Description	Fund Code	Amount Paid
2026-03-06	TRUE BLUE AUTOMATION SERVICES	00593362	1840	SEWER PUMP STATIONS AS NEEDED	Sewer Utility	11,200.00
				Total for Payment No.:		11,200.00

Payment No: 732091

Payment Date	Vendor Name	Voucher No.	Invoice No.	Description	Fund Code	Amount Paid
2026-02-20	TRUE BLUE AUTOMATION SERVICES	00592763	1854	SCCC 026-2961-87870-(I)1450	Convention Cnt Maintenance Dis	11,171.16
				Total for Payment No.:		11,171.16

Payment No: 732074

Payment Date	Vendor Name	Voucher No.	Invoice No.	Description	Fund Code	Amount Paid
2026-02-20	SECTIGO LIMITED	00592333	INV-0000031354	OV FLEX: SINGLE DOMAIN + MULTI	Information Technology Service	10,857.00
				Total for Payment No.:		10,857.00

Payment No: 732004

Payment Date	Vendor Name	Voucher No.	Invoice No.	Description	Fund Code	Amount Paid
2026-02-20	CA DEPT OF INDUSTRIAL RELATIONS	00592783	1844342	CITATION FOR SAFETY VIOLATIONS	Water Utility	10,800.00
				Total for Payment No.:		10,800.00

Payment No: 732222

Payment Date	Vendor Name	Voucher No.	Invoice No.	Description	Fund Code	Amount Paid
2026-02-27	FIDUCIARY CONSULTING GROUP	00592209	11294426007	Consulting on Def Comp Plan	General Fund	10,750.00
				Total for Payment No.:		10,750.00

Payment No: 036080

Payment Date	Vendor Name	Voucher No.	Invoice No.	Description	Fund Code	Amount Paid
2026-03-06	[redacted]	[redacted]	[redacted]	PERS ADVANCE DISABILITY PENSIO	Workers Compensation	10,618.71
				Total for Payment No.:		10,618.71

Payment No: 732162

Payment Date	Vendor Name	Voucher No.	Invoice No.	Description	Fund Code	Amount Paid
2026-02-27	PACE	00592929	63817-02 UTILITY REFUND	UTILITY REFUND	General Fund	10,508.80
				Total for Payment No.:		10,508.80

Payment No: 731842

Payment Date	Vendor Name	Voucher No.	Invoice No.	Description	Fund Code	Amount Paid
2026-02-13	HOLLAND CONSTRUCTION INC	00592410	84366-01 UTILITY REFUND	UTILITY REFUND	General Fund	10,473.68
				Total for Payment No.:		10,473.68

Payment No: 035900

Payment Date	Vendor Name	Voucher No.	Invoice No.	Description	Fund Code	Amount Paid
2026-02-20	COUNTY OF SANTA CLARA OFFICE OF SHERIFF	00591779	1800096774	SLETS 2nd Q 25-26 (COMM)	General Fund	3,112.27

Payment Date	Vendor Name	Voucher No.	Invoice No.	Description	Fund Code	Amount Paid
2026-02-20	COUNTY OF SANTA CLARA OFFICE OF SHERIFF	00591782	1800096962	SLETS 2nd Q (PD)	General Fund	7,310.16
				Total for Payment No.:		10,422.43

Payment No: 035923

Payment Date	Vendor Name	Voucher No.	Invoice No.	Description	Fund Code	Amount Paid
2026-02-20	[redacted]	[redacted]	[redacted]	LEGAL SERVICES - CHANGE ORDER	[redacted]	[redacted]
				Total for Payment No.:		10,339.31

Payment No: 036059

Payment Date	Vendor Name	Voucher No.	Invoice No.	Description	Fund Code	Amount Paid
2026-03-06	CSG CONSULTANTS INC	00593556	64949	DESIGN SERVICES - AS-NEEDED PL	Water Utility	10,332.00
				Total for Payment No.:		10,332.00

Payment No: 732267

Payment Date	Vendor Name	Voucher No.	Invoice No.	Description	Fund Code	Amount Paid
2026-02-27	PRINTS CHARLES REPROGRAPHICS	00592486	121757	PLANS & SPECS CE 20-21-11	Parks And Recreation	1,424.66
2026-02-27	PRINTS CHARLES REPROGRAPHICS	00592485	121748	PLANS & SPECS CE 25-26-01	SA General Obligation Bnd- CIP	8,830.77
				Total for Payment No.:		10,255.43

Payment No: 035841

Payment Date	Vendor Name	Voucher No.	Invoice No.	Description	Fund Code	Amount Paid
2026-02-13	INGRAM LIBRARY SERVICES LLC	00591645	93969098	1241/1233/1235/1236 AD BK	General Fund	5,143.44
2026-02-13	INGRAM LIBRARY SERVICES LLC	00591645	93969098	1231/1233/1235/1236 JUV BK	General Fund	4,830.36
2026-02-13	INGRAM LIBRARY SERVICES LLC	00591645	93969098	1232/1233 YA BK	General Fund	265.94
				Total for Payment No.:		10,239.74

Payment No: 732407

Payment Date	Vendor Name	Voucher No.	Invoice No.	Description	Fund Code	Amount Paid
2026-03-06	VAN DERMYDEN MAKUS LAW CORPORATION	00592617	36688	Investigation (SVP) Dec 2025	General Fund	2,730.76
2026-03-06	VAN DERMYDEN MAKUS LAW CORPORATION	00592618	36830	Investigation (SVP) - Jan 2026	General Fund	7,304.00
				Total for Payment No.:		10,034.76

Payment No: 036056

Payment Date	Vendor Name	Voucher No.	Invoice No.	Description	Fund Code	Amount Paid
2026-03-06	COMPUTERS AND STRUCTURES INC	00593474	QU-181842	ETABS Maintenance-CloudKey	Building New Dvlpmnt Srvc Fee	3,128.00
2026-03-06	COMPUTERS AND STRUCTURES INC	00593474	QU-181842	SAFE Maintenance-CloudSign-In	Building New Dvlpmnt Srvc Fee	1,561.00
2026-03-06	COMPUTERS AND STRUCTURES INC	00593474	QU-181842	SAP2000Maintenance-CloudSignIn	Building New Dvlpmnt Srvc Fee	2,081.00
2026-03-06	COMPUTERS AND STRUCTURES INC	00593474	QU-181842	ETABS Maintenance-CloudSign-In	Building New Dvlpmnt Srvc Fee	3,128.00
				Total for Payment No.:		9,898.00

Payment No: 036090

Payment Date	Vendor Name	Voucher No.	Invoice No.	Description	Fund Code	Amount Paid
2026-03-06	[redacted]	[redacted]	[redacted]	PERS ADVANCE DISABILITY PENSIO	Workers Compensation	9,815.31
				Total for Payment No.:		9,815.31

Payment No: 036077

Payment Date	Vendor Name	Voucher No.	Invoice No.	Description	Fund Code	Amount Paid
2026-03-06	[redacted]	[redacted]	[redacted]	PERS ADVANCE DISABILITY PENSIO	Workers Compensation	9,617.62
				Total for Payment No.:		9,617.62

Payment No: 732389

Payment Date	Vendor Name	Voucher No.	Invoice No.	Description	Fund Code	Amount Paid
2026-03-06	SEAN MENDELSON	00593308	1 2026	CHANGE ORDER #8: ADDITIONAL FU	General Fund	9,600.00
				Total for Payment No.:		9,600.00

Payment No: 731814

Payment Date	Vendor Name	Voucher No.	Invoice No.	Description	Fund Code	Amount Paid
2026-02-13	GEOSYNTEC CONSULTANTS, INC	00592230	668327	PROFESSIONAL ENGINEEERING SERV	General Fund	9,593.19
				Total for Payment No.:		9,593.19

Payment No: 731968

Payment Date	Vendor Name	Voucher No.	Invoice No.	Description	Fund Code	Amount Paid
2026-02-20	CAD JOURNEY LLC	00590727	INV-1163	OPEN PATHS ADVANCED (#22147);	Streets and Highways Capital F	9,568.00
				Total for Payment No.:		9,568.00

Payment No: 035893

Payment Date	Vendor Name	Voucher No.	Invoice No.	Description	Fund Code	Amount Paid
2026-02-20	CARL WARREN & COMPANY	00592671	CWC-2061773	ADDITIONAL FUNDS PER AMENDMENT	Special Liability Insurance	9,500.00
				Total for Payment No.:		9,500.00

Payment No: 732009

Payment Date	Vendor Name	Voucher No.	Invoice No.	Description	Fund Code	Amount Paid
2026-02-20	CIVITAS ADVISORS	00592635	59915	FEB 2026 FIXED FEE PROF SVCS	Deposit Funds.	3,000.00
2026-02-20	CIVITAS ADVISORS	00592635	59915	STANDARD OFFICE EXPENSES	Deposit Funds.	120.00
2026-02-20	CIVITAS ADVISORS	00592636	59916	FEB 2026 FIXED MONTHLY - SCTID	Deposit Funds.	6,000.00
2026-02-20	CIVITAS ADVISORS	00592636	59916	STANDARD OFFICE EXPENSES	Deposit Funds.	240.00
				Total for Payment No.:		9,360.00

Payment No: 732115

Payment Date	Vendor Name	Voucher No.	Invoice No.	Description	Fund Code	Amount Paid
2026-02-20	WEST COAST CODE CONSULTANTS INC	00592687	225-012-004-01	PLAN REVIEW SERVICES	Building New Dvlpmnt Srvc Fee	660.00
2026-02-20	WEST COAST CODE CONSULTANTS INC	00592688	225-012-004-02	PLAN REVIEW SERVICES	Building New Dvlpmnt Srvc Fee	8,515.00
				Total for Payment No.:		9,175.00

Payment No: 035874

Payment Date	Vendor Name	Voucher No.	Invoice No.	Description	Fund Code	Amount Paid
2026-02-20	AFSCME COUNCIL 57	00592839	01/18/26-02/14/26	UNION DUES B2603 & B2604	Payroll Liability&ClearingAcct	9,006.82
				Total for Payment No.:		9,006.82

Payment No: 036046

Payment Date	Vendor Name	Voucher No.	Invoice No.	Description	Fund Code	Amount Paid
2026-03-06	BAY AREA TREE SPECIALISTS	00593678	100515649	AS NEEDED TREE TRIMMING AND TR	General Fund	8,720.10
				Total for Payment No.:		8,720.10

Payment No: 731987

Payment Date	Vendor Name	Voucher No.	Invoice No.	Description	Fund Code	Amount Paid
2026-02-20	CA DEPT OF TRANSPORTATION	00592043	SL260321	OCT-DEC 2025 SIGNALS & LGHTNG	General Fund	8,364.91
				Total for Payment No.:		8,364.91

Payment No: 035913

Payment Date	Vendor Name	Voucher No.	Invoice No.	Description	Fund Code	Amount Paid
2026-02-20	HELLO HOUSING	00592801	001-2026	HH BMP ADMINISTRATION FY25/26	City Affordable Housing	8,300.00
				Total for Payment No.:		8,300.00

Payment No: 035844

Payment Date	Vendor Name	Voucher No.	Invoice No.	Description	Fund Code	Amount Paid
2026-02-13	KIMLEY-HORN AND ASSOC INC	00592428	097083045-1125	PRUNERIDGE AVENUE SIGNAL TIMIN	Streets and Highways Capital F	8,282.50
				Total for Payment No.:		8,282.50

Payment No: 732027

Payment Date	Vendor Name	Voucher No.	Invoice No.	Description	Fund Code	Amount Paid
2026-02-20	FIRST SHIELD SECURITY AND	00592095	6983	Park Closing Patrol Jan 2026	General Fund	7,500.00
2026-02-20	FIRST SHIELD SECURITY AND	00592667	6985	SECURITY PATROL REABELLO SEWER	Sewer Utility	760.41
				Total for Payment No.:		8,260.41

Payment No: 732404

Payment Date	Vendor Name	Voucher No.	Invoice No.	Description	Fund Code	Amount Paid
2026-03-06	UNDERGROUND REPUBLIC WATER	00593516	S100049765.001	RELIEF VALVE STEM ASSEMBLY SKU	Water Utility	2,717.21
2026-03-06	UNDERGROUND REPUBLIC WATER	00593525	S100049764.001	CHECK COVER SKU: RK114-CK-COVE	Water Utility	2,062.46
2026-03-06	UNDERGROUND REPUBLIC WATER	00593525	S100049764.001	RELIEF VALVE COVER SKU: 974-3A	Water Utility	2,107.48
2026-03-06	UNDERGROUND REPUBLIC WATER	00593530	S100049766.001	CHECK COVER SKU: 952-3XL2-010F	Water Utility	1,129.44
				Total for Payment No.:		8,016.59

Payment No: 035872

Payment Date	Vendor Name	Voucher No.	Invoice No.	Description	Fund Code	Amount Paid
2026-02-13	ZO AGENCY	00592140	4208	FIFA/NFL CURVED BACKDROP	General Fund	6,285.00
2026-02-13	ZO AGENCY	00592141	4233	48x TUMBLERS	General Fund	1,508.36
				Total for Payment No.:		7,793.36

Payment No: 036045

Payment Date	Vendor Name	Voucher No.	Invoice No.	Description	Fund Code	Amount Paid
2026-03-06	BAUER COMPRESSORS INC	00593296	0000346133	MSA G1 APR ADAPTER	General Fund	4,059.45

Payment Date	Vendor Name	Voucher No.	Invoice No.	Description	Fund Code	Amount Paid
				P/N 101442		
2026-03-06	BAUER COMPRESSORS INC	00593296	0000346133	MSA G1 APR ADAPTER P/N 101442	General Fund	676.58
2026-03-06	BAUER COMPRESSORS INC	00593296	0000346133	MSA CANISTER, BAYONET, 42 CFR	General Fund	436.50
2026-03-06	BAUER COMPRESSORS INC	00593296	0000346133	MSA CANISTER, BAYONET, 42 CFR	General Fund	2,619.00
				Total for Payment No.:		7,791.53

Payment No: 732203

Payment Date	Vendor Name	Voucher No.	Invoice No.	Description	Fund Code	Amount Paid
2026-02-27	CERTIFIED TRAVEL MEDIA LLC	00593094	INV-00000083	Sports Guide DropOff Svcs 0626	Deposit Funds.	2,582.50
2026-02-27	CERTIFIED TRAVEL MEDIA LLC	00593095	INV-00000180	Visitors Guide DropOff Svcs	Deposit Funds.	2,513.90
2026-02-27	CERTIFIED TRAVEL MEDIA LLC	00593093	INV-00000197	Sports Guide DropOff Svcs 0126	Deposit Funds.	2,665.00
				Total for Payment No.:		7,761.40

Payment No: 036037

Payment Date	Vendor Name	Voucher No.	Invoice No.	Description	Fund Code	Amount Paid
2026-02-27	WESTERN STATES OIL CO	00593113	865547	ULTRA-LOW SULFUR DIESEL AND RE	Fleet Operation Fund	2,903.49
2026-02-27	WESTERN STATES OIL CO	00593114	865548	ULTRA-LOW SULFUR DIESEL AND RE	Fleet Operation Fund	1,742.10
2026-02-27	WESTERN STATES OIL CO	00593115	865549	ULTRA-LOW SULFUR DIESEL AND RE	Fleet Operation Fund	1,659.14
2026-02-27	WESTERN STATES OIL CO	00593121	865550	ULTRA-LOW SULFUR DIESEL AND RE	Fleet Operation Fund	1,244.36
2026-02-27	WESTERN STATES OIL CO	00592041	515284	Fuel V# P.D. Motors Entry	Fleet Operation Fund	178.88
				Total for Payment No.:		7,727.97

Payment No: 732089

Payment Date	Vendor Name	Voucher No.	Invoice No.	Description	Fund Code	Amount Paid
2026-02-20	TOWNSEND PUBLIC AFFAIRS INC	00592568	24798	CHANGE ORDER 2: 2026 FUNDS	General Fund	7,725.00

Payment Date	Vendor Name	Voucher No.	Invoice No.	Description	Fund Code	Amount Paid
				Total for Payment No.:		7,725.00

Payment No: 036034

Payment Date	Vendor Name	Voucher No.	Invoice No.	Description	Fund Code	Amount Paid
2026-02-27	WALLACE ROBERTS & TODD LLC	00593059	08841.01-0000028	Contingency	Parks And Recreation	7,687.50
				Total for Payment No.:		7,687.50

Payment No: 732401

Payment Date	Vendor Name	Voucher No.	Invoice No.	Description	Fund Code	Amount Paid
2026-03-06	TRIO COMMUNITY MEALS, LLC	00592813	INV2230076467	SNP26 JANUARY 26 WEEK	Park and Rec Opr GrantTst Fund	2,366.80
2026-03-06	TRIO COMMUNITY MEALS, LLC	00592815	INV2230076776	SNP26 FEBRUARY 2 WEEK	Park and Rec Opr GrantTst Fund	2,476.60
2026-03-06	TRIO COMMUNITY MEALS, LLC	00592817	INV2230077240	SNP26 FEBRUARY 9 WEEK	Park and Rec Opr GrantTst Fund	2,397.30
				Total for Payment No.:		7,240.70

Payment No: 036073

Payment Date	Vendor Name	Voucher No.	Invoice No.	Description	Fund Code	Amount Paid
2026-03-06	[redacted]	[redacted]	[redacted]	PERS ADVANCE DISABILITY PENSIO	Workers Compensation	7,204.32
				Total for Payment No.:		7,204.32

Payment No: 036067

Payment Date	Vendor Name	Voucher No.	Invoice No.	Description	Fund Code	Amount Paid
2026-03-06	GRAINGER-SAN JOSE	00592607	9798678570	SUPPLIES	General Fund	238.83
2026-03-06	GRAINGER-SAN JOSE	00592608	9798678562	PD GATE	General Fund	115.35
2026-03-06	GRAINGER-SAN JOSE	00592818	9794545278	KNIVES& PUTTY	General Fund	155.61
2026-03-06	GRAINGER-SAN JOSE	00592875	9807335600	SUPPLIES	General Fund	211.43
2026-03-06	GRAINGER-SAN JOSE	00592876	9807335592	CENTRAL LIB	General Fund	63.86

Payment Date	Vendor Name	Voucher No.	Invoice No.	Description	Fund Code	Amount Paid
2026-03-06	GRAINGER-SAN JOSE	00592698	9796587161	PARTS - SHOP	Fleet Operation Fund	159.00
2026-03-06	GRAINGER-SAN JOSE	00592697	9795897819	PARTS - SHOP	Fleet Operation Fund	16.02
				Total for Payment No.:		960.10

Payment No: 732311

Payment Date	Vendor Name	Voucher No.	Invoice No.	Description	Fund Code	Amount Paid
2026-03-06	DAVID CROPPER	00593300	43056FEB2026	ENG PCC REVIEW	General Fund	787.00
2026-03-06	DAVID CROPPER	00593300	43056FEB2026	MAPS	General Fund	6,106.00
2026-03-06	DAVID CROPPER	00593300	43056FEB2026	TECH FEE REFUND	General Fund	205.77
2026-03-06	DAVID CROPPER	00593300	43056FEB2026	ENG TECH FEE REFUND	General Fund	26.52
				Total for Payment No.:		7,125.29

Payment No: 732353

Payment Date	Vendor Name	Voucher No.	Invoice No.	Description	Fund Code	Amount Paid
2026-03-06	FERGUSON ENTERPRISES LLC	00593391	1914420	VALVE, BACKFLOW PREVENTER, 1IN	Water Utility	7,123.68
				Total for Payment No.:		7,123.68

Payment No: 035838

Payment Date	Vendor Name	Voucher No.	Invoice No.	Description	Fund Code	Amount Paid
2026-02-13	GRANITE ROCK CO #29145	00592153	2268072	AS-NEEDED AGGREGATE MATERIALS	Water Utility	152.97
2026-02-13	GRANITE ROCK CO #29145	00592153	2268072	AS-NEEDED AGGREGATE MATERIALS	Water Utility	152.97
2026-02-13	GRANITE ROCK CO #29145	00592153	2268072	AS-NEEDED AGGREGATE MATERIALS	Water Utility Construction	764.84
2026-02-13	GRANITE ROCK CO #29145	00592154	2269216	AS-NEEDED AGGREGATE MATERIALS	Water Utility Construction	3,816.62
2026-02-13	GRANITE ROCK CO #29145	00592155	2270350	AS-NEEDED AGGREGATE MATERIALS	Water Utility Construction	1,568.37

Payment Date	Vendor Name	Voucher No.	Invoice No.	Description	Fund Code	Amount Paid
2026-02-13	GRANITE ROCK CO #29145	00592153	2268072	AS-NEEDED AGGREGATE MATERIALS	Sewer Utility	152.97
				Total for Payment No.:		6,608.74

Payment No: 731899

Payment Date	Vendor Name	Voucher No.	Invoice No.	Description	Fund Code	Amount Paid
2026-02-13	AT&T CALNET	00591355	000024710598	CONVENTION CENTER LANDLINES	Convention Cnt Maintenance Dis	94.35
2026-02-13	AT&T CALNET	00591355	000024710598	STREET DEPT AUTO DIALER	Solid Waste Utility-Constructi	31.97
2026-02-13	AT&T CALNET	00591355	000024710598	IT DEPT MISC LANDLINES	Information Technology Service	6,683.39
				Total for Payment No.:		6,809.71

Payment No: 732409

Payment Date	Vendor Name	Voucher No.	Invoice No.	Description	Fund Code	Amount Paid
2026-03-06	Y&C AUTO BODY SHOP	00580417	1013	LABOR - WO 158249, V3395	Vehicle Replacement Fund	1,140.00
2026-03-06	Y&C AUTO BODY SHOP	00580416	1014	PARTS - WO 158248, V3550	Vehicle Replacement Fund	850.00
2026-03-06	Y&C AUTO BODY SHOP	00580416	1014	LABOR - WO 158248, V3550	Vehicle Replacement Fund	900.00
2026-03-06	Y&C AUTO BODY SHOP	00580417	1013	PARTS - WO 158249, V3395	Vehicle Replacement Fund	3,859.00
				Total for Payment No.:		6,749.00

Payment No: 732042

Payment Date	Vendor Name	Voucher No.	Invoice No.	Description	Fund Code	Amount Paid
2026-02-20	KONE INC	00592113	871928438	SCCC	Convention Cnt Maintenance Dis	156.40
2026-02-20	KONE INC	00592112	871928439	COMMERCE PLAZA	Public Buildings	491.16
2026-02-20	KONE INC	00592113	871928438	CITY HALL	General Fund	78.20

Payment Date	Vendor Name	Voucher No.	Invoice No.	Description	Fund Code	Amount Paid
2026-02-20	KONE INC	00592113	871928438	CENTRAL LIB	General Fund	478.02
2026-02-20	KONE INC	00592113	871928438	POLICE	General Fund	448.68
2026-02-20	KONE INC	00592113	871928438	GUN RANGE	General Fund	34.80
2026-02-20	KONE INC	00592113	871928438	SENIOR CENTER	General Fund	308.79
2026-02-20	KONE INC	00592113	871928438	BERMAN	General Fund	78.20
2026-02-20	KONE INC	00592113	871928438	TASMAN	General Fund	1,252.90
2026-02-20	KONE INC	00592113	871928438	FS2	General Fund	130.79
2026-02-20	KONE INC	00592113	871928438	CRC	General Fund	34.80
				Total for Payment No.:		3,492.74

Payment No: 036084

Payment Date	Vendor Name	Voucher No.	Invoice No.	Description	Fund Code	Amount Paid
2026-03-06	MUNICIPAL MAINTENANCE EQUIPMNT	00592701	045249	LABOR - V#3413 WO#159541	Fleet Operation Fund	4,718.78
2026-03-06	MUNICIPAL MAINTENANCE EQUIPMNT	00592701	045249	PARTS - V#3413 WO#159541	Fleet Operation Fund	1,653.64
2026-03-06	MUNICIPAL MAINTENANCE EQUIPMNT	00592703	046393	PARTS - V#3507	Fleet Operation Fund	114.81
				Total for Payment No.:		6,487.23

Payment No: 732228

Payment Date	Vendor Name	Voucher No.	Invoice No.	Description	Fund Code	Amount Paid
2026-02-27	HEALTHINVEST HRA	00592210	32307DEC2025A	VEBA Custodial Fee (Dec 2025)	General Fund	1,314.35
2026-02-27	HEALTHINVEST HRA	00592211	32307DEC2025	VEBA Admin Fee (Dec 2025)	General Fund	2,500.00
2026-02-27	HEALTHINVEST HRA	00592212	32307JAN2026	VEBA Admin Fee (Jan 2026)	General Fund	2,500.00
				Total for Payment No.:		6,314.35

Payment No: 731994

Payment Date	Vendor Name	Voucher No.	Invoice No.	Description	Fund Code	Amount Paid
2026-02-20	ADVANCED FLUID SERVICES LLC	00591863	03182483	Parts V#3678 WO#160159	Fleet Operation Fund	2,760.00
2026-02-20	ADVANCED FLUID SERVICES LLC	00591864	03182482	Parts V#3681 WO#160157	Fleet Operation Fund	3,460.00
				Total for Payment No.:		6,220.00

Payment No: 731953

Payment Date	Vendor Name	Voucher No.	Invoice No.	Description	Fund Code	Amount Paid
2026-02-13	SANTA CLARA WEEKLY	00591470	1250275	NOTICE INTNG BIDS CE 23-24-09	Public Buildings	3,416.00
2026-02-13	SANTA CLARA WEEKLY	00592334	1250281	LEGAL NOTICE: ORDIN # 2084	General Fund	588.00
				Total for Payment No.:		4,004.00

Payment No: 036005

Payment Date	Vendor Name	Voucher No.	Invoice No.	Description	Fund Code	Amount Paid
2026-02-27	MT TIRE SERVICE, LLC	00593171	38055	TIRES	Fleet Operation Fund	366.66
2026-02-27	MT TIRE SERVICE, LLC	00593171	38055	CA TIRE TAX	Fleet Operation Fund	3.50
2026-02-27	MT TIRE SERVICE, LLC	00593172	38060	TIRES	Fleet Operation Fund	366.66
2026-02-27	MT TIRE SERVICE, LLC	00593172	38060	CA TIRE TAX	Fleet Operation Fund	3.50
2026-02-27	MT TIRE SERVICE, LLC	00593178	38579	TIRES	Fleet Operation Fund	829.35
2026-02-27	MT TIRE SERVICE, LLC	00593178	38579	CA TIRE TAX	Fleet Operation Fund	7.00
2026-02-27	MT TIRE SERVICE, LLC	00593179	38757	TIRES	Fleet Operation Fund	1,649.97
2026-02-27	MT TIRE SERVICE, LLC	00593174	38076	TIRES	Fleet Operation Fund	651.88
2026-02-27	MT TIRE SERVICE, LLC	00593174	38076	CA TIRE TAX	Fleet Operation Fund	3.50
2026-02-27	MT TIRE SERVICE, LLC	00593175	38080	TIRES	Fleet Operation Fund	595.00
2026-02-27	MT TIRE SERVICE, LLC	00593175	38080	CA TIRE TAX	Fleet Operation Fund	7.00
2026-02-27	MT TIRE SERVICE, LLC	00593176	38083	TIRES	Fleet Operation Fund	650.39
2026-02-27	MT TIRE SERVICE, LLC	00593173	38068	TIRES	Fleet Operation Fund	807.53
2026-02-27	MT TIRE SERVICE, LLC	00593173	38068	CA TIRE TAX	Fleet Operation Fund	7.00
2026-02-27	MT TIRE SERVICE, LLC	00593176	38083	CA TIRE TAX	Fleet Operation Fund	3.50

Payment Date	Vendor Name	Voucher No.	Invoice No.	Description	Fund Code	Amount Paid
2026-02-27	MT TIRE SERVICE, LLC	00593177	38093	TIRES	Fleet Operation Fund	187.70
2026-02-27	MT TIRE SERVICE, LLC	00593177	38093	CA TIRE TAX	Fleet Operation Fund	3.50
				Total for Payment No.:		6,143.64

Payment No: 731903

Payment Date	Vendor Name	Voucher No.	Invoice No.	Description	Fund Code	Amount Paid
2026-02-13	BRIGHTVIEW LANDSCAPE SERVICES, INC.	00591328	9655579	MAGICAL BRIDGE LANDSCAPING	General Fund	6,125.00
				Total for Payment No.:		6,125.00

Payment No: 732306

Payment Date	Vendor Name	Voucher No.	Invoice No.	Description	Fund Code	Amount Paid
2026-02-27	ZAP MFG INC	00592583	10472	MATERIALS - STREET	General Fund	2,226.15
2026-02-27	ZAP MFG INC	00592587	10471	MATERIALS - STREET - PARTS	General Fund	2,845.88
2026-02-27	ZAP MFG INC	00592587	10471	MATERIALS - STREET - LABOR	General Fund	949.31
				Total for Payment No.:		6,021.34

Payment No: 036083

Payment Date	Vendor Name	Voucher No.	Invoice No.	Description	Fund Code	Amount Paid
2026-03-06	MT TIRE SERVICE, LLC	00593559	38094	TIRE MAINTENANCE AND REPAIR SE	Fleet Operation Fund	50.00
2026-03-06	MT TIRE SERVICE, LLC	00593558	38782	TIRE MAINTENANCE AND REPAIR SE	Fleet Operation Fund	25.00
2026-03-06	MT TIRE SERVICE, LLC	00593562	38598	TIRE MAINTENANCE AND REPAIR SE	Fleet Operation Fund	215.00
2026-03-06	MT TIRE SERVICE, LLC	00593569	38770	TIRE MAINTENANCE AND REPAIR SE	Fleet Operation Fund	100.00
2026-03-06	MT TIRE SERVICE, LLC	00593373	38005	TIRE MAINTENANCE AND REPAIR SE	Fleet Operation Fund	120.00
2026-03-06	MT TIRE SERVICE, LLC	00593376	38019	TIRE MAINTENANCE AND REPAIR SE	Fleet Operation Fund	100.00

Payment Date	Vendor Name	Voucher No.	Invoice No.	Description	Fund Code	Amount Paid
2026-03-06	MT TIRE SERVICE, LLC	00593375	38014	TIRE MAINTENANCE AND REPAIR SE	Fleet Operation Fund	215.00
2026-03-06	MT TIRE SERVICE, LLC	00593378	38020	TIRES	Fleet Operation Fund	554.36
2026-03-06	MT TIRE SERVICE, LLC	00593378	38020	CA TIRE TAX	Fleet Operation Fund	7.00
2026-03-06	MT TIRE SERVICE, LLC	00593379	38024	TIRE MAINTENANCE AND REPAIR SE	Fleet Operation Fund	50.00
2026-03-06	MT TIRE SERVICE, LLC	00593386	38054	TIRE MAINTENANCE AND REPAIR SE	Fleet Operation Fund	50.00
2026-03-06	MT TIRE SERVICE, LLC	00593381	38025	TIRES	Fleet Operation Fund	283.73
2026-03-06	MT TIRE SERVICE, LLC	00593381	38025	CA TIRE TAX	Fleet Operation Fund	3.50
2026-03-06	MT TIRE SERVICE, LLC	00593387	38059	TIRE MAINTENANCE AND REPAIR SE	Fleet Operation Fund	50.00
2026-03-06	MT TIRE SERVICE, LLC	00593385	38034	TIRES	Fleet Operation Fund	323.01
2026-03-06	MT TIRE SERVICE, LLC	00593385	38034	CA TIRE TAX	Fleet Operation Fund	3.50
2026-03-06	MT TIRE SERVICE, LLC	00593382	38030	TIRE MAINTENANCE AND REPAIR SE	Fleet Operation Fund	120.00
2026-03-06	MT TIRE SERVICE, LLC	00593384	38033	TIRE MAINTENANCE AND REPAIR SE	Fleet Operation Fund	50.00
2026-03-06	MT TIRE SERVICE, LLC	00593388	38065	TIRE MAINTENANCE AND REPAIR SE	Fleet Operation Fund	30.00
2026-03-06	MT TIRE SERVICE, LLC	00593392	38069	TIRE MAINTENANCE AND REPAIR SE	Fleet Operation Fund	100.00
2026-03-06	MT TIRE SERVICE, LLC	00593394	38075	TIRE MAINTENANCE AND REPAIR SE	Fleet Operation Fund	50.00
2026-03-06	MT TIRE SERVICE, LLC	00593395	38081	TIRE MAINTENANCE AND REPAIR SE	Fleet Operation Fund	100.00
2026-03-06	MT TIRE SERVICE, LLC	00593396	38082	TIRE MAINTENANCE AND REPAIR SE	Fleet Operation Fund	50.00
2026-03-06	MT TIRE SERVICE, LLC	00593390	38066	TIRES	Fleet Operation Fund	585.64
2026-03-06	MT TIRE SERVICE, LLC	00593403	38582	TIRE MAINTENANCE AND REPAIR SE	Fleet Operation Fund	120.00
2026-03-06	MT TIRE SERVICE, LLC	00593409	38690	TIRE MAINTENANCE AND REPAIR SE	Fleet Operation Fund	60.00

Payment Date	Vendor Name	Voucher No.	Invoice No.	Description	Fund Code	Amount Paid
2026-03-06	MT TIRE SERVICE, LLC	00593410	38691	TIRE MAINTENANCE AND REPAIR SE	Fleet Operation Fund	120.00
2026-03-06	MT TIRE SERVICE, LLC	00593411	38693	TIRE MAINTENANCE AND REPAIR SE	Fleet Operation Fund	120.00
2026-03-06	MT TIRE SERVICE, LLC	00593390	38066	CA TIRE TAX	Fleet Operation Fund	1.75
2026-03-06	MT TIRE SERVICE, LLC	00593393	38070	TIRE MAINTENANCE AND REPAIR SE	Fleet Operation Fund	100.00
2026-03-06	MT TIRE SERVICE, LLC	00593398	38085	TIRE MAINTENANCE AND REPAIR SE	Fleet Operation Fund	120.00
2026-03-06	MT TIRE SERVICE, LLC	00593397	38084	TIRE MAINTENANCE AND REPAIR SE	Fleet Operation Fund	120.00
2026-03-06	MT TIRE SERVICE, LLC	00593400	38092	TIRE MAINTENANCE AND REPAIR SE	Fleet Operation Fund	50.00
2026-03-06	MT TIRE SERVICE, LLC	00593401	38161	TIRE MAINTENANCE AND REPAIR SE	Fleet Operation Fund	120.00
2026-03-06	MT TIRE SERVICE, LLC	00593405	38651	TIRE MAINTENANCE AND REPAIR SE	Fleet Operation Fund	225.00
2026-03-06	MT TIRE SERVICE, LLC	00593406	38652	TIRE MAINTENANCE AND REPAIR SE	Fleet Operation Fund	120.00
2026-03-06	MT TIRE SERVICE, LLC	00593407	38653	TIRE MAINTENANCE AND REPAIR SE	Fleet Operation Fund	30.00
2026-03-06	MT TIRE SERVICE, LLC	00593408	38657	TIRE MAINTENANCE AND REPAIR SE	Fleet Operation Fund	120.00
2026-03-06	MT TIRE SERVICE, LLC	00593583	38771	CA TIRE TAX	Fleet Operation Fund	7.00
2026-03-06	MT TIRE SERVICE, LLC	00593582	38143	TIRES	Fleet Operation Fund	650.39
2026-03-06	MT TIRE SERVICE, LLC	00593582	38143	CA TIRE TAX	Fleet Operation Fund	3.50
2026-03-06	MT TIRE SERVICE, LLC	00593583	38771	TIRES	Fleet Operation Fund	676.58
				Total for Payment No.:		5,999.96

Payment No: 035824

Payment Date	Vendor Name	Voucher No.	Invoice No.	Description	Fund Code	Amount Paid
2026-02-13	COAST COUNTIES TRUCK	00591335	01266289P	Parts V# Stock	Fleet Operation Fund	366.23

Payment Date	Vendor Name	Voucher No.	Invoice No.	Description	Fund Code	Amount Paid
2026-02-13	COAST COUNTIES TRUCK	00591336	01266048P	Parts V#3258	Fleet Operation Fund	79.44
2026-02-13	COAST COUNTIES TRUCK	00591508	0153284S	Parts V#3196 WO#160063	Fleet Operation Fund	1,006.12
2026-02-13	COAST COUNTIES TRUCK	00591508	0153284S	Labor V#3196 WO#160063	Fleet Operation Fund	2,107.07
2026-02-13	COAST COUNTIES TRUCK	00591509	01266596P	Parts V#3259	Fleet Operation Fund	1,799.73
2026-02-13	COAST COUNTIES TRUCK	00591509	01266596P	Core	Fleet Operation Fund	312.10
2026-02-13	COAST COUNTIES TRUCK	00591508	0153284S	Non-Tax V#3196 WO#160063	Fleet Operation Fund	146.95
				Total for Payment No.:		5,817.64

Payment No: 731997

Payment Date	Vendor Name	Voucher No.	Invoice No.	Description	Fund Code	Amount Paid
2026-02-20	BANK UP CORP	00589732	6953	OUTSOURCE CASH RECEIPTS	General Fund	2,742.20
2026-02-20	BANK UP CORP	00591913	7025	OUTSOURCE CASH RECEIPTS	General Fund	3,049.58
				Total for Payment No.:		5,791.78

Payment No: 035949

Payment Date	Vendor Name	Voucher No.	Invoice No.	Description	Fund Code	Amount Paid
2026-02-20	UNIVERSAL SITE SERVICES	00592764	183589	SCHEDULED SWEEPING SERVICES FO	Convention Cnt Maintenance Dis	5,615.66
				Total for Payment No.:		5,615.66

Payment No: 036019

Payment Date	Vendor Name	Voucher No.	Invoice No.	Description	Fund Code	Amount Paid
2026-02-27	SCOTT'S PPE RECON INC	00591954	40490	FY2024-25 PPE REPAIRS TAX	Fire Department	4,689.10
2026-02-27	SCOTT'S PPE RECON INC	00591954	40490	FY2024-25 PPE REPAIRS AS NEEDE	Fire Department	374.25
2026-02-27	SCOTT'S PPE RECON INC	00591954	40490	TURNOUT REPAIRS FOR JAN 2026	General Fund	478.25
				Total for Payment No.:		5,541.60

Payment No: 732335

Payment Date	Vendor Name	Voucher No.	Invoice No.	Description	Fund Code	Amount Paid
2026-03-06	BAY CITY BOILER & ENGINEERING	00593560	41268	OLD COURTHOUSE	General Fund	1,379.00
2026-03-06	BAY CITY BOILER & ENGINEERING	00593561	41448	CITY HALL - BOILER MAINTENANCE	General Fund	1,830.00
2026-03-06	BAY CITY BOILER & ENGINEERING	00593561	41448	CITY HALL - BOILER MAINTENANCE	General Fund	1,499.31
2026-03-06	BAY CITY BOILER & ENGINEERING	00593563	41716	CITY HALL - BOILER MAINTENANCE	General Fund	780.00
				Total for Payment No.:		5,488.31

Payment No: 732368

Payment Date	Vendor Name	Voucher No.	Invoice No.	Description	Fund Code	Amount Paid
2026-03-06	KRISCH & COMPANY	00593326	58328	JAN 2026 ACCOUNTING SERVICE	Deposit Funds.	5,483.25
				Total for Payment No.:		5,483.25

Payment No: 035999

Payment Date	Vendor Name	Voucher No.	Invoice No.	Description	Fund Code	Amount Paid
2026-02-27	KIMLEY-HORN AND ASSOC INC	00593100	097083045-1225	ADDITIONAL SERVICES	Streets and Highways Capital F	5,470.00
				Total for Payment No.:		5,470.00

Payment No: 035899

Payment Date	Vendor Name	Voucher No.	Invoice No.	Description	Fund Code	Amount Paid
2026-02-20	CONCENTRA MEDICAL CENTERS	00592023	88262956	Physical Examination	Water Utility	95.00
2026-02-20	CONCENTRA MEDICAL CENTERS	00592026	88429019	Physical Examination	Water Utility	95.00
2026-02-20	CONCENTRA MEDICAL CENTERS	00592027	88516347	Physical Examination	Water Utility	50.00
2026-02-20	CONCENTRA MEDICAL CENTERS	00592004	88178014	Physical Examination	General Fund	199.00
2026-02-20	CONCENTRA MEDICAL CENTERS	00592006	88180496	Physical Examination	General Fund	900.00
2026-02-20	CONCENTRA MEDICAL CENTERS	00592022	88260930	Physical Examination	General Fund	1,092.00
2026-02-20	CONCENTRA MEDICAL CENTERS	00592024	88345975	Physical Examination	General Fund	95.00
2026-02-20	CONCENTRA MEDICAL CENTERS	00592025	88346511	Physical Examination	General Fund	1,072.00
2026-02-20	CONCENTRA MEDICAL CENTERS	00592026	88429019	Physical Examination	General Fund	95.00

Payment Date	Vendor Name	Voucher No.	Invoice No.	Description	Fund Code	Amount Paid
2026-02-20	CONCENTRA MEDICAL CENTERS	00592027	88516347	Physical Examination	General Fund	34.00
2026-02-20	CONCENTRA MEDICAL CENTERS	00592027	88516347	Physical Examination	General Fund	123.00
2026-02-20	CONCENTRA MEDICAL CENTERS	00592027	88516347	Physical Examination	General Fund	566.00
2026-02-20	CONCENTRA MEDICAL CENTERS	00592026	88429019	Physical Examination	Sewer Utility	95.00
2026-02-20	CONCENTRA MEDICAL CENTERS	00592027	88516347	Physical Examination	Sewer Utility	23.00
2026-02-20	CONCENTRA MEDICAL CENTERS	00592027	88516347	Physical Examination	Fleet Operation Fund	123.00
				Total for Payment No.:		4,657.00

Payment No: 732119

Payment Date	Vendor Name	Voucher No.	Invoice No.	Description	Fund Code	Amount Paid
2026-02-20	[redacted]	[redacted]	[redacted]	LEGAL SERVICES	[redacted]	[redacted]
				Total for Payment No.:		5,224.00

Payment No: 732298

Payment Date	Vendor Name	Voucher No.	Invoice No.	Description	Fund Code	Amount Paid
2026-02-27	WRECO	00593103	1200794072	AGREEMENT FOR THE GREAT AMERIC	Streets and Highways Capital F	4,378.56
2026-02-27	WRECO	00593103	1200794072	ADDITIONAL SERVICES.	Streets and Highways Capital F	626.45
				Total for Payment No.:		5,005.01

Payment No: 731948

Payment Date	Vendor Name	Voucher No.	Invoice No.	Description	Fund Code	Amount Paid
2026-02-13	SALAS O'BRIEN ENGINEERS, INC.	00592219	102508172	CITYWIDE EMERGENCY GENERATORS	Public Buildings	5,000.00
				Total for Payment No.:		5,000.00

Payment No: 732099

Payment Date	Vendor Name	Voucher No.	Invoice No.	Description	Fund Code	Amount Paid
2026-02-20	VERIZON WIRELESS	00591895	6133381404	FD MDC WIRELESS	General Fund	1,102.29
2026-02-20	VERIZON WIRELESS	00591895	6133381404	PD MDC WIRELESS	General Fund	3,854.07
				Total for Payment No.:		4,956.36

Payment No: 035944

Payment Date	Vendor Name	Voucher No.	Invoice No.	Description	Fund Code	Amount Paid
2026-02-20	SINGER ASSOCIATES, INC.	00592816	140518	PUBLIC INFORMATION RESEARCH	General Fund	4,950.00
				Total for Payment No.:		4,950.00

Payment No: 035818

Payment Date	Vendor Name	Voucher No.	Invoice No.	Description	Fund Code	Amount Paid
2026-02-13	BOUND TREE MEDICAL LLC	00591432	86073773	STAD MED SUPPLIES	General Fund	2,067.31
2026-02-13	BOUND TREE MEDICAL LLC	00592324	86070530	AS NEEDED EMERGENCY MEDICAL SE	General Fund	109.89
2026-02-13	BOUND TREE MEDICAL LLC	00592325	86070531	AS NEEDED EMERGENCY MEDICAL SE	General Fund	314.58
2026-02-13	BOUND TREE MEDICAL LLC	00592326	86070532	AS NEEDED EMERGENCY MEDICAL SE	General Fund	2,434.32
				Total for Payment No.:		4,926.10

Payment No: 036095

Payment Date	Vendor Name	Voucher No.	Invoice No.	Description	Fund Code	Amount Paid
2026-03-06	THERMAL MECHANICAL INC	00593565	94664	CITY HALL	Public Buildings	643.00
2026-03-06	THERMAL MECHANICAL INC	00593567	94498	TRITON 538-2222-80300 (P)6140	Public Buildings	630.00
2026-03-06	THERMAL MECHANICAL INC	00593566	94499	PD 001-7745-87600 (I)6678	General Fund	3,606.00
				Total for Payment No.:		4,879.00

Payment No: 035892

Payment Date	Vendor Name	Voucher No.	Invoice No.	Description	Fund Code	Amount Paid
2026-02-20	C2R ENGINEERING, INC.	00591742	C8001	PATCH EXISTING 36" CMP	Storm Drain	4,850.00
				Total for Payment No.:		4,850.00

Payment No: 732113

Payment Date	Vendor Name	Voucher No.	Invoice No.	Description	Fund Code	Amount Paid
2026-02-20	WEHOPE	00592803	CSCBE 122025	WeHOPE-Dignity on Wheels 3/25-	Housing Authority	4,825.00
				Total for Payment No.:		4,825.00

Payment No: 035889

Payment Date	Vendor Name	Voucher No.	Invoice No.	Description	Fund Code	Amount Paid
2026-02-20	BARONFELD CONSULTING GROUP LLC	00592634	1056	PROACTIVE OUTREACH 01/26	Deposit Funds.	4,810.00
				Total for Payment No.:		4,810.00

Payment No: 732031

Payment Date	Vendor Name	Voucher No.	Invoice No.	Description	Fund Code	Amount Paid
2026-02-20	HDL COREN & CONE	00592672	SIN058974	PROPERTY TAX AUDIT AND MANAGEM	General Fund	4,756.25
				Total for Payment No.:		4,756.25

Payment No: 732399

Payment Date	Vendor Name	Voucher No.	Invoice No.	Description	Fund Code	Amount Paid
2026-03-06	TELEPATH CORPORATION	00592730	SI-269879	LABOR V#3370 WO#159807	Fleet Operation Fund	725.00
2026-03-06	TELEPATH CORPORATION	00592731	SI-269881	LABOR V#3727 WO#153074	Vehicle Replacement Fund	4,000.00
				Total for Payment No.:		4,725.00

Payment No: 731999

Payment Date	Vendor Name	Voucher No.	Invoice No.	Description	Fund Code	Amount Paid
2026-02-20	BAY PRO	00592717	28613	AS NEEDED LANDSCAPE MAINT	Water Utility	4,688.26

Payment Date	Vendor Name	Voucher No.	Invoice No.	Description	Fund Code	Amount Paid
				FOR		
				Total for Payment No.:		4,688.26

Payment No: 036097

Payment Date	Vendor Name	Voucher No.	Invoice No.	Description	Fund Code	Amount Paid
2026-03-06	TRUSTMARK VOLUNTARY BENEFIT	00593696	01/18/26-02/14/26	BIWEEKLY DED B2603 & B2604	Payroll Liability&ClearingAcct	4,675.68
				Total for Payment No.:		4,675.68

Payment No: 732098

Payment Date	Vendor Name	Voucher No.	Invoice No.	Description	Fund Code	Amount Paid
2026-02-20	VERIZON WIRELESS	00591894	6130869202	FD MDC WIRELESS	General Fund	1,102.29
2026-02-20	VERIZON WIRELESS	00591894	6130869202	PD MDC WIRELESS	General Fund	3,570.43
				Total for Payment No.:		4,672.72

Payment No: 035835

Payment Date	Vendor Name	Voucher No.	Invoice No.	Description	Fund Code	Amount Paid
2026-02-13	GOODYEAR COMMERCIAL TIRE & SERVICE	00591491	184-1103761	CA Waste Fee	Fleet Operation Fund	33.25
2026-02-13	GOODYEAR COMMERCIAL TIRE & SERVICE	00591491	184-1103761	Fuel Surcharge	Fleet Operation Fund	18.46
2026-02-13	GOODYEAR COMMERCIAL TIRE & SERVICE	00591491	184-1103761	Parts V# Stock	Fleet Operation Fund	4,603.51
				Total for Payment No.:		4,655.22

Payment No: 732048

Payment Date	Vendor Name	Voucher No.	Invoice No.	Description	Fund Code	Amount Paid
2026-02-20	MEMORIAL IMPRESSIONS INC.	00592074	27293	INSCRIPTION/INSTALLMENT SERV	Cemetery	4,646.00
				Total for Payment No.:		4,646.00

Payment No: 035918

Payment Date	Vendor Name	Voucher No.	Invoice No.	Description	Fund Code	Amount Paid
2026-02-20	INFOSEND INC	00591948	288123	TAX & LICENSE MAILING SERVICES	General Fund	238.90
2026-02-20	INFOSEND INC	00591949	296246	TAX & LICENSE MAILING SERVICES	General Fund	108.74
2026-02-20	INFOSEND INC	00591950	300054	TAX & LICENSE MAILING SERVICES	General Fund	60.59
2026-02-20	INFOSEND INC	00591951	301954	TAX & LICENSE MAILING SERVICES	General Fund	124.52
2026-02-20	INFOSEND INC	00591948	288123	TAX & LICENSE MAILING SERVICES	General Fund	1,292.25
2026-02-20	INFOSEND INC	00591949	296246	TAX & LICENSE MAILING SERVICES	General Fund	1,036.37
2026-02-20	INFOSEND INC	00591950	300054	TAX & LICENSE MAILING SERVICES	General Fund	587.35
2026-02-20	INFOSEND INC	00591951	301954	TAX & LICENSE MAILING SERVICES	General Fund	1,191.97
				Total for Payment No.:		4,640.69

Payment No: 003963

Payment Date	Vendor Name	Voucher No.	Invoice No.	Description	Fund Code	Amount Paid
2026-03-06	STATE DISBURSEMENT UNIT	00593688	02/15/26-02/28/26	DD WAGE ATTACHMENTS B2605	Payroll Liability&ClearingAcct	4,625.03
				Total for Payment No.:		4,625.03

Payment No: 003956

Payment Date	Vendor Name	Voucher No.	Invoice No.	Description	Fund Code	Amount Paid
2026-02-20	STATE DISBURSEMENT UNIT	00592838	02/01/26-02/14/26	DD WAGE ATTACHMENTS B2604	Payroll Liability&ClearingAcct	4,625.03
				Total for Payment No.:		4,625.03

Payment No: 732088

Payment Date	Vendor Name	Voucher No.	Invoice No.	Description	Fund Code	Amount Paid
2026-02-20	THOMSON REUTERS WEST	00592693	853133321	ONL LEGAL DATABASE JAN 26	General Fund	3,459.75
				Total for Payment No.:		3,459.75

Payment No: 731937

Payment Date	Vendor Name	Voucher No.	Invoice No.	Description	Fund Code	Amount Paid
2026-02-13	PESTMASTER SERVICES L.P.	00592309	494101	SCCC 5001 GREAT AMERICA	Convention Cnt Maintenance Dis	184.62
2026-02-13	PESTMASTER SERVICES L.P.	00592309	494101	HEADEN INMAN	Public Buildings	61.54
2026-02-13	PESTMASTER SERVICES L.P.	00592309	494101	JAMISON BROWN	Public Buildings	61.54
2026-02-13	PESTMASTER SERVICES L.P.	00592309	494101	TRTION	Public Buildings	30.77
2026-02-13	PESTMASTER SERVICES L.P.	00592309	494101	HEART OF VALLEY 1550 ELCAMINO	Public Buildings	61.54
2026-02-13	PESTMASTER SERVICES L.P.	00592427	489588	COMMERCE PLAZA	Public Buildings	184.62
2026-02-13	PESTMASTER SERVICES L.P.	00592309	494101	HARRIS LASS	Public Buildings	30.77
2026-02-13	PESTMASTER SERVICES L.P.	00592309	494101	CITYWIDE PEST CONTROL SERVICES	General Fund	369.24
2026-02-13	PESTMASTER SERVICES L.P.	00592309	494101	BERRYESSA ADOBE	General Fund	30.77
2026-02-13	PESTMASTER SERVICES L.P.	00592309	494101	POLICE	General Fund	184.62
2026-02-13	PESTMASTER SERVICES L.P.	00592309	494101	STREETS	General Fund	61.54
2026-02-13	PESTMASTER SERVICES L.P.	00592309	494101	FIRE	General Fund	984.64
2026-02-13	PESTMASTER SERVICES L.P.	00592309	494101	CENTRAL LIBRARY	General Fund	184.62
2026-02-13	PESTMASTER SERVICES L.P.	00592309	494101	NORTHSIDE LIBRARY	General Fund	123.08
2026-02-13	PESTMASTER SERVICES L.P.	00592309	494101	MISSION LIBRARY	General Fund	61.54
2026-02-13	PESTMASTER SERVICES L.P.	00592309	494101	PARKS	General Fund	953.87
2026-02-13	PESTMASTER SERVICES L.P.	00592309	494101	CEMETRY	General Fund	61.54
2026-02-13	PESTMASTER SERVICES L.P.	00592309	494101	COMMUNICATION SHOP	General Fund	30.77
2026-02-13	PESTMASTER SERVICES L.P.	00592309	494101	PURCHASING WAREHOUSE	General Fund	61.54
2026-02-13	PESTMASTER SERVICES L.P.	00592309	494101	EMERGENCY OPERATIONS (EOC)	General Fund	123.08
2026-02-13	PESTMASTER SERVICES L.P.	00592309	494101	TASMAN	General Fund	184.62
2026-02-13	PESTMASTER SERVICES L.P.	00592309	494101	COMMUNITY DEV -	General Fund	61.54
2026-02-13	PESTMASTER SERVICES L.P.	00592309	494101	MARSALLI BUILDING	General Fund	184.62
2026-02-13	PESTMASTER SERVICES L.P.	00592309	494101	MORSE MANSION	General Government - Other	123.08
				Total for Payment No.:		4,400.11

Payment No: 732217

Payment Date	Vendor Name	Voucher No.	Invoice No.	Description	Fund Code	Amount Paid
2026-02-27	ELITE MAINTENANCE INC	00593009	5097	SWEEPING AND CLEANING SERVICES	General Fund	4,455.90
				Total for Payment No.:		4,455.90

Payment No: 731906

Payment Date	Vendor Name	Voucher No.	Invoice No.	Description	Fund Code	Amount Paid
2026-02-13	DOG WASTE DEPOT	00591315	800117	WASTE ROLL PALLET	General Fund	4,447.20
				Total for Payment No.:		4,447.20

Payment No: 732010

Payment Date	Vendor Name	Voucher No.	Invoice No.	Description	Fund Code	Amount Paid
2026-02-20	CLOUDBURST CONSULTING GROUP, INC.	00592799	INV-0000019103	CLOUDBURST CONSULTING HUD TECH	General Fund	4,396.00
				Total for Payment No.:		4,396.00

Payment No: 035910

Payment Date	Vendor Name	Voucher No.	Invoice No.	Description	Fund Code	Amount Paid
2026-02-20	GATES & ASSOC	00592527	59762	HENRY SCHMIDT PARK PLAYGROUND	Parks And Recreation	4,343.75
				Total for Payment No.:		4,343.75

Payment No: 731961

Payment Date	Vendor Name	Voucher No.	Invoice No.	Description	Fund Code	Amount Paid
2026-02-13	TRIO COMMUNITY MEALS, LLC	00591304	INV2230076017	SRNUT JANUARY 12 WEEK	Park and Rec Opr GrantTst Fund	2,360.70
2026-02-13	TRIO COMMUNITY MEALS, LLC	00591305	INV2230076247	SRNUT JANUARY 20 WEEK	Park and Rec Opr GrantTst Fund	1,982.50
				Total for Payment No.:		4,343.20

Payment No: 035871

Payment Date	Vendor Name	Voucher No.	Invoice No.	Description	Fund Code	Amount Paid
2026-02-13	WINDSTREAM	00591366	77364530	VOIP TELEPHONE SERVICE	Information Technology Service	4,277.95
				Total for Payment No.:		4,277.95

Payment No: 732033

Payment Date	Vendor Name	Voucher No.	Invoice No.	Description	Fund Code	Amount Paid
2026-02-20	HERITAGE LANDSCAPE SUPPLY	00591729	0024815603-001	MATERIALS - STREET	General Fund	1,636.88
2026-02-20	HERITAGE LANDSCAPE SUPPLY	00591731	0024788727-001	MATERIALS - STREET	General Fund	893.61
2026-02-20	HERITAGE LANDSCAPE SUPPLY	00591732	0024677020-004	MATERIALS - STREET	General Fund	196.43
2026-02-20	HERITAGE LANDSCAPE SUPPLY	00591735	0024825040-001	MATERIALS - STREET	General Fund	175.03
2026-02-20	HERITAGE LANDSCAPE SUPPLY	00591745	0024714971-001	MATERIALS - P&B	General Fund	330.68
2026-02-20	HERITAGE LANDSCAPE SUPPLY	00591746	0024677020-001	MATERIALS - P&B	General Fund	1,037.28
				Total for Payment No.:		4,269.91

Payment No: 731969

Payment Date	Vendor Name	Voucher No.	Invoice No.	Description	Fund Code	Amount Paid
2026-02-20	GEOSYNTEC CONSULTANTS, INC	00590439	651947	PROFESSIONAL ENGINEEERING SERV	General Fund	4,244.90
				Total for Payment No.:		4,244.90

Payment No: 731970

Payment Date	Vendor Name	Voucher No.	Invoice No.	Description	Fund Code	Amount Paid
2026-02-20	INTEGRATED COMMUNICATION SYSTEMS	00592585	6742FEB2026	PARTIAL REFUND FIR25-0956	General Fund	138.21
2026-02-20	INTEGRATED COMMUNICATION SYSTEMS	00592585	6742FEB2026	PARTIAL REFUND FIR25-0956	Fire New Dvlpmnt Srvc Fee	4,101.00
				Total for Payment No.:		4,239.21

Payment No: 732362

Payment Date	Vendor Name	Voucher No.	Invoice No.	Description	Fund Code	Amount Paid
2026-03-06	HOME DEPOT SUPPLY	00593428	9244771802	JANITORIAL SUPPLIES FOR WATER	Water Utility	43.43
2026-03-06	HOME DEPOT SUPPLY	00593448	9245353785	JANITORIAL SUPPLIES FOR WATER	Water Utility	473.82
2026-03-06	HOME DEPOT SUPPLY	00593452	9245442524	JANITORIAL SUPPLIES FOR WATER	Water Utility	185.62
2026-03-06	HOME DEPOT SUPPLY	00593426	9244721341	JANITORIAL SUPPLIES FOR STREET	General Fund	43.43
2026-03-06	HOME DEPOT SUPPLY	00593427	9244771801	JANITORIAL SUPPLIES FOR POLICE	General Fund	84.51
2026-03-06	HOME DEPOT SUPPLY	00593430	9244771803	JANITORIAL SUPPLIES FOR POLICE	General Fund	186.93
2026-03-06	HOME DEPOT SUPPLY	00593446	9245353783	JANITORIAL SUPPLIES FOR STREET	General Fund	60.76
2026-03-06	HOME DEPOT SUPPLY	00593434	9244771805	JANITORIAL SUPPLIES FOR TRITON	General Fund	373.86
2026-03-06	HOME DEPOT SUPPLY	00593443	9244771806	JANITORIAL SUPPLIES FOR CITY H	General Fund	186.93
2026-03-06	HOME DEPOT SUPPLY	00593445	9244993576	JANITORIAL SUPPLIES FOR CITY H	General Fund	249.24
2026-03-06	HOME DEPOT SUPPLY	00593447	9245353784	JANITORIAL SUPPLIES FOR CITY H	General Fund	1,192.87
2026-03-06	HOME DEPOT SUPPLY	00593450	9245431722	JANITORIAL SUPPLIES FOR STREET	General Fund	142.19
2026-03-06	HOME DEPOT SUPPLY	00593451	9245431723	JANITORIAL SUPPLIES FOR CITY H	General Fund	86.86
				Total for Payment No.:		3,310.45

Payment No: 035837

Payment Date	Vendor Name	Voucher No.	Invoice No.	Description	Fund Code	Amount Paid
2026-02-13	GRAINGER-SAN JOSE	00591463	9784257215	SUPPLIES	General Fund	1,153.74
2026-02-13	GRAINGER-SAN JOSE	00591324	9767502892	SHOP TOOLS	General Fund	314.52
2026-02-13	GRAINGER-SAN JOSE	00591325	9767502884	SHOP TOOLS	General Fund	552.62
2026-02-13	GRAINGER-SAN JOSE	00591326	9766353305	BATTERY CHARGER	General Fund	229.66
2026-02-13	GRAINGER-SAN JOSE	00591327	9769409484	MAG CONTACTOR	General Fund	1,505.51

Payment Date	Vendor Name	Voucher No.	Invoice No.	Description	Fund Code	Amount Paid
2026-02-13	GRAINGER-SAN JOSE	00591241	9781140208	Parts V# Shop	Fleet Operation Fund	34.09
2026-02-13	GRAINGER-SAN JOSE	00591390	9774197892	PARTS - STOCK	Fleet Operation Fund	97.77
2026-02-13	GRAINGER-SAN JOSE	00591393	9779719666	PARTS - V#3573	Fleet Operation Fund	69.26
				Total for Payment No.:		3,957.17

Payment No: 731938

Payment Date	Vendor Name	Voucher No.	Invoice No.	Description	Fund Code	Amount Paid
2026-02-13	PETERSON CAT	00591234	SW080079262	PARTS - V3293	Fleet Operation Fund	2,175.87
2026-02-13	PETERSON CAT	00591234	SW080079262	LABOR - V3293	Fleet Operation Fund	1,962.00
				Total for Payment No.:		4,137.87

Payment No: 732336

Payment Date	Vendor Name	Voucher No.	Invoice No.	Description	Fund Code	Amount Paid
2026-03-06	BIDDLE CONSULTING GROUP INC	00593557	81680	TESTGENIUS ONLINE CRITICAL ANN	General Fund	4,131.05
				Total for Payment No.:		4,131.05

Payment No: 035968

Payment Date	Vendor Name	Voucher No.	Invoice No.	Description	Fund Code	Amount Paid
2026-02-27	BLACK & VEATCH MANAGEMENT CONSULTING LLC	00592491	6717110	2026 FEB PROJECT MANAGEMENT	Water Recycling Program	408.00
2026-02-27	BLACK & VEATCH MANAGEMENT CONSULTING LLC	00592491	6717110	2026 FEB PROJECT MANAGEMENT	Water Utility Construction	1,836.00
2026-02-27	BLACK & VEATCH MANAGEMENT CONSULTING LLC	00592491	6717110	2026 FEB PROJECT MANAGEMENT	Water Utility Construction	1,836.00
				Total for Payment No.:		4,080.00

Payment No: 036050

Payment Date	Vendor Name	Voucher No.	Invoice No.	Description	Fund Code	Amount Paid
2026-03-06	CINTAS CORP #630	00592596	4258990102	UNIFORMS	General Fund	103.81

Payment Date	Vendor Name	Voucher No.	Invoice No.	Description	Fund Code	Amount Paid
2026-03-06	CINTAS CORP #630	00592597	4259292595	UNIFORMS	General Fund	155.25
2026-03-06	CINTAS CORP #630	00592873	4260106907	UNIFORMS	General Fund	56.11
2026-03-06	CINTAS CORP #630	00592662	4259505753	SAFEWASHER SVC	Fleet Operation Fund	77.56
2026-03-06	CINTAS CORP #630	00592662	4259505753	UNIFORM SERVICES	Fleet Operation Fund	336.53
				Total for Payment No.:		729.26

Payment No: 732374

Payment Date	Vendor Name	Voucher No.	Invoice No.	Description	Fund Code	Amount Paid
2026-03-06	PACIFIC COAST SEED INC	00592895	12-20315	CUSTOM SEED MIX	General Fund	654.75
2026-03-06	PACIFIC COAST SEED INC	00592896	12-20318	GRASS SEED	General Fund	3,069.14
2026-03-06	PACIFIC COAST SEED INC	00592896	12-20318	FREIGHT	General Fund	304.00
				Total for Payment No.:		4,027.89

Payment No: 732361

Payment Date	Vendor Name	Voucher No.	Invoice No.	Description	Fund Code	Amount Paid
2026-03-06	HERITAGE LANDSCAPE SUPPLY	00592866	0024677020-005	MATERIALS - STREET	General Fund	167.62
2026-03-06	HERITAGE LANDSCAPE SUPPLY	00592867	0024984241-001	MATERIALS - STREET	General Fund	3,818.50
				Total for Payment No.:		3,986.12

Payment No: 732116

Payment Date	Vendor Name	Voucher No.	Invoice No.	Description	Fund Code	Amount Paid
2026-02-20	WEST COAST SAND & GRAVEL INC	00592090	923356	TURFACE MVP	General Fund	728.44
2026-02-20	WEST COAST SAND & GRAVEL INC	00591920	913985	CALIFORNIA GOLD FINES	General Fund	2,089.50
2026-02-20	WEST COAST SAND & GRAVEL INC	00591921	913721	CALIFORNIA GOLD FINES	General Fund	1,155.00
				Total for Payment No.:		3,972.94

Payment No: 732002

Payment Date	Vendor Name	Voucher No.	Invoice No.	Description	Fund Code	Amount Paid
2026-02-20	BRIGHTVIEW LANDSCAPE SERVICES, INC.	00592572	9631415	PARTS AND EQUIPMENT FOR SPRINK	Cemetery	755.00
2026-02-20	BRIGHTVIEW LANDSCAPE SERVICES, INC.	00592572	9631415	LABOR FOR SPRINKLER HEADS AND	Cemetery	3,200.00
				Total for Payment No.:		3,955.00

Payment No: 035937

Payment Date	Vendor Name	Voucher No.	Invoice No.	Description	Fund Code	Amount Paid
2026-02-20	PIVOT INTERIORS	00592499	PJIN-000123017	HERMAN MILLER, SAYL CHAIR ITEM	General Fund	817.13
2026-02-20	PIVOT INTERIORS	00592499	PJIN-000123017	DELIVERY	General Fund	351.94
2026-02-20	PIVOT INTERIORS	00592499	PJIN-000123017	HERMAN MILLER, AERON CHAIR, SI	General Fund	1,370.96
2026-02-20	PIVOT INTERIORS	00592499	PJIN-000123017	HERMAN MILLER, EMBODY CHAIR IT	General Fund	1,406.60
				Total for Payment No.:		3,946.63

Payment No: 036086

Payment Date	Vendor Name	Voucher No.	Invoice No.	Description	Fund Code	Amount Paid
2026-03-06	NOR-CAL OVERHEAD INC	00593571	54366607	FLEET YARD SERVICE CALL	General Fund	235.00
2026-03-06	NOR-CAL OVERHEAD INC	00593568	54108537	CENTRAL LIBRARY SERVICE CALL	General Fund	665.00
2026-03-06	NOR-CAL OVERHEAD INC	00593570	54206594	FIRE STATION 2 SERVICE CALL	General Fund	720.00
2026-03-06	NOR-CAL OVERHEAD INC	00593570	54206594	FIRE STATION 2 SERVICE CALL MA	General Fund	213.89
				Total for Payment No.:		1,833.89

Payment No: 732349

Payment Date	Vendor Name	Voucher No.	Invoice No.	Description	Fund Code	Amount Paid
2026-03-06	ENTERPRISE HOLDINGS INC	00593369	108017387626	BUSINESS AUTO RENTAL	General Fund	6.23
2026-03-06	ENTERPRISE HOLDINGS INC	00593369	108017387626	BUSINESS AUTO RENTAL	General Fund	31.69
2026-03-06	ENTERPRISE HOLDINGS INC	00593365	108017386791	BUSINESS AUTO RENTAL	General Fund	939.82

Payment Date	Vendor Name	Voucher No.	Invoice No.	Description	Fund Code	Amount Paid
2026-03-06	ENTERPRISE HOLDINGS INC	00593365	108017386791	BUSINESS AUTO RENTAL	General Fund	37.92
2026-03-06	ENTERPRISE HOLDINGS INC	00593367	108017386815	BUSINESS AUTO RENTAL	General Fund	939.82
2026-03-06	ENTERPRISE HOLDINGS INC	00593367	108017386815	BUSINESS AUTO RENTAL	General Fund	37.92
2026-03-06	ENTERPRISE HOLDINGS INC	00593368	108017387405	BUSINESS AUTO RENTAL	General Fund	939.82
2026-03-06	ENTERPRISE HOLDINGS INC	00593368	108017387405	BUSINESS AUTO RENTAL	General Fund	37.92
2026-03-06	ENTERPRISE HOLDINGS INC	00593369	108017387626	BUSINESS AUTO RENTAL	General Fund	154.36
2026-03-06	ENTERPRISE HOLDINGS INC	00593369	108017387626	BUSINESS AUTO RENTAL	General Fund	785.46
				Total for Payment No.:		3,910.96

Payment No: 732213

Payment Date	Vendor Name	Voucher No.	Invoice No.	Description	Fund Code	Amount Paid
2026-02-27	COUNTY OF SANTA CLARA DEPT	00592544	IN1364634	ENVIRONMENTAL HEALTH INSPECTIO	General Fund	3,876.00
				Total for Payment No.:		3,876.00

Payment No: 036051

Payment Date	Vendor Name	Voucher No.	Invoice No.	Description	Fund Code	Amount Paid
2026-03-06	CINTAS FIRE PROTECTION #F44	00593619	2000189112	FIRST AID, CPR/AED, AND BLOODB	Water Utility	1,162.30
				Total for Payment No.:		1,162.30

Payment No: 731855

Payment Date	Vendor Name	Voucher No.	Invoice No.	Description	Fund Code	Amount Paid
2026-02-13	MARYMOUNT PLACE LLC	00592372	29434-06 UTILITY REFUND	UTILITY REFUND	General Fund	175.95
2026-02-13	MARYMOUNT PLACE LLC	00592374	29443-07 UTILITY REFUND	UTILITY REFUND	General Fund	3,644.90
				Total for Payment No.:		3,820.85

Payment No: 035862

Payment Date	Vendor Name	Voucher No.	Invoice No.	Description	Fund Code	Amount Paid
2026-02-13	SINGER ASSOCIATES, INC.	00592246	140419	PUBLIC INFORMATION RESEARCH	General Fund	3,800.00
				Total for Payment No.:		3,800.00

Payment No: 731924

Payment Date	Vendor Name	Voucher No.	Invoice No.	Description	Fund Code	Amount Paid
2026-02-13	LEE & RO INC	00592183	668/36	CITYWIDE EMERGENCY GENERATOR R	Public Buildings	3,759.50
				Total for Payment No.:		3,759.50

Payment No: 731816

Payment Date	Vendor Name	Voucher No.	Invoice No.	Description	Fund Code	Amount Paid
2026-02-13	KOREAN LANGUAGE & CULTURE FOUNDATION	00592248	42941JAN2026	13TH KIMCHI MAKING EVENT	General Fund	3,748.01
				Total for Payment No.:		3,748.01

Payment No: 732087

Payment Date	Vendor Name	Voucher No.	Invoice No.	Description	Fund Code	Amount Paid
2026-02-20	THE SOUTHERN NEVADA CHAPTER OF THE	00592016	93227731	EduCode 2026 Registration	Building New Dvlpmnt Srvc Fee	3,740.00
				Total for Payment No.:		3,740.00

Payment No: 731995

Payment Date	Vendor Name	Voucher No.	Invoice No.	Description	Fund Code	Amount Paid
2026-02-20	ALTEC INDUSTRIES INC	00592028	51948715	Parts V#3344 WO#160004	Fleet Operation Fund	1,444.03
2026-02-20	ALTEC INDUSTRIES INC	00592028	51948715	Parts V#3344 WO#160004 non tax	Fleet Operation Fund	2,241.99
				Total for Payment No.:		3,686.02

Payment No: 732160

Payment Date	Vendor Name	Voucher No.	Invoice No.	Description	Fund Code	Amount Paid
2026-02-27	NORMAN P CHAN INC	00592928	63447-02 UTILITY	UTILITY REFUND	General Fund	3,674.47

Payment Date	Vendor Name	Voucher No.	Invoice No.	Description	Fund Code	Amount Paid
			REFUND			
				Total for Payment No.:		3,674.47

Payment No: 731909

Payment Date	Vendor Name	Voucher No.	Invoice No.	Description	Fund Code	Amount Paid
2026-02-13	FAST UNDERCAR SANTA CLARA	00591240	17544	Parts V#SVAC 8	Fleet Operation Fund	17.10
2026-02-13	FAST UNDERCAR SANTA CLARA	00591339	18391	Parts V#3369	Fleet Operation Fund	411.20
2026-02-13	FAST UNDERCAR SANTA CLARA	00591380	16290	PARTS - V#3323	Fleet Operation Fund	221.62
2026-02-13	FAST UNDERCAR SANTA CLARA	00591382	16295	PARTS - STOCK	Fleet Operation Fund	385.90
2026-02-13	FAST UNDERCAR SANTA CLARA	00591382	16295	CA BATTERY FEE	Fleet Operation Fund	4.00
2026-02-13	FAST UNDERCAR SANTA CLARA	00591384	16470	PARTS - V#3323	Fleet Operation Fund	28.97
2026-02-13	FAST UNDERCAR SANTA CLARA	00591385	16797	PARTS - V#3499	Fleet Operation Fund	732.77
2026-02-13	FAST UNDERCAR SANTA CLARA	00591386	16819	PARTS - V#3499	Fleet Operation Fund	15.46
2026-02-13	FAST UNDERCAR SANTA CLARA	00591473	18704	Parts V#3593	Fleet Operation Fund	117.43
2026-02-13	FAST UNDERCAR SANTA CLARA	00591473	18704	Battery Fee	Fleet Operation Fund	2.18
2026-02-13	FAST UNDERCAR SANTA CLARA	00591474	18543	Parts V#3185	Fleet Operation Fund	125.10
2026-02-13	FAST UNDERCAR SANTA CLARA	00591475	19234	Parts V#3512	Fleet Operation Fund	40.62
2026-02-13	FAST UNDERCAR SANTA CLARA	00591476	18740	Parts V#3600/3604	Fleet Operation Fund	739.98
2026-02-13	FAST UNDERCAR SANTA CLARA	00591476	18740	CA Battery Fee	Fleet Operation Fund	4.00
2026-02-13	FAST UNDERCAR SANTA CLARA	00591477	19044	Parts V# STOCK	Fleet Operation Fund	775.52
2026-02-13	FAST UNDERCAR SANTA CLARA	00591477	19044	CA Battery Fee	Fleet Operation Fund	6.00
				Total for Payment No.:		3,627.85

Payment No: 732391

Payment Date	Vendor Name	Voucher No.	Invoice No.	Description	Fund Code	Amount Paid
2026-03-06	SPECIAL ENFORCEMENT BUREAU	00592516	33610FEB2026	REGISTRATION FEE	General Fund	3,600.00
				Total for Payment No.:		3,600.00

Payment No: 036011

Payment Date	Vendor Name	Voucher No.	Invoice No.	Description	Fund Code	Amount Paid
2026-02-27	PAN ASIAN PUBLICATIONS (USA) INC	00592479	U-18474	1231 JUV BK	General Fund	1,600.51
2026-02-27	PAN ASIAN PUBLICATIONS (USA) INC	00592480	U-18477	1231 JUV BK	General Fund	1,429.74
2026-02-27	PAN ASIAN PUBLICATIONS (USA) INC	00592481	U-18479	1241 AD BK	General Fund	525.44
				Total for Payment No.:		3,555.69

Payment No: 732350

Payment Date	Vendor Name	Voucher No.	Invoice No.	Description	Fund Code	Amount Paid
2026-03-06	ESSEL TECHNOLOGY SERVICES, INC	00593301	153.25013	PARKS - BENTON	Parks And Recreation	723.00
2026-03-06	ESSEL TECHNOLOGY SERVICES, INC	00593295	153.25011	GIANERA ST	General Fund	1,962.00
				Total for Payment No.:		2,685.00

Payment No: 732338

Payment Date	Vendor Name	Voucher No.	Invoice No.	Description	Fund Code	Amount Paid
2026-03-06	BSN SPORTS, LLC	00592819	933132214	TENNIS NETS	General Fund	1,549.48
2026-03-06	BSN SPORTS, LLC	00592798	933073982	BASE PLUGS	General Fund	34.52
2026-03-06	BSN SPORTS, LLC	00592800	933091151	BASEBALL BASE ACCESSORIES	General Fund	1,948.09
				Total for Payment No.:		3,532.09

Payment No: 732382

Payment Date	Vendor Name	Voucher No.	Invoice No.	Description	Fund Code	Amount Paid
2026-03-06	RICHARD FELIX	00593552	Inv_EBCP.SantaClaraMuralExperi	LUNAR NEW YEAR	General Fund	3,500.00
				Total for Payment No.:		3,500.00

Payment No: 035967

Payment Date	Vendor Name	Voucher No.	Invoice No.	Description	Fund Code	Amount Paid
2026-02-27	BAY AREA PL SERVICES	00592272	35186	PHLEBOTOMIST	General Fund	3,410.00
				Total for Payment No.:		3,410.00

Payment No: 732064

Payment Date	Vendor Name	Voucher No.	Invoice No.	Description	Fund Code	Amount Paid
2026-02-20	QUADIENT FINANCE USA INC	00592808	42143FEB2026	METERED POSTAGE (MAILROOM CITY	General Fund	3,402.00
				Total for Payment No.:		3,402.00

Payment No: 731872

Payment Date	Vendor Name	Voucher No.	Invoice No.	Description	Fund Code	Amount Paid
2026-02-13	TEICHERT CONSTRUCTION	00592408	81975-06 UTILITY REFUND	UTILITY REFUND	General Fund	3,377.14
				Total for Payment No.:		3,377.14

Payment No: 731829

Payment Date	Vendor Name	Voucher No.	Invoice No.	Description	Fund Code	Amount Paid
2026-02-13	C2R ENGINEERING, INC.	00592394	65033-10 UTILITY REFUND	UTILITY REFUND	General Fund	3,319.35
				Total for Payment No.:		3,319.35

Payment No: 732397

Payment Date	Vendor Name	Voucher No.	Invoice No.	Description	Fund Code	Amount Paid
2026-03-06	SUPERCO SPECIALTY PRODUCTS	00593555	PSI659741	JANITORIAL AND MAINTENANCE SUP	General Fund	3,025.80
2026-03-06	SUPERCO SPECIALTY PRODUCTS	00593555	PSI659741	JANITORIAL AND MAINTENANCE SUP	General Fund	277.44
				Total for Payment No.:		3,303.24

Payment No: 035957

Payment Date	Vendor Name	Voucher No.	Invoice No.	Description	Fund Code	Amount Paid
2026-02-20	ZO AGENCY	00592566	4253	2026 MAJOR EVENTS SUPPORT/SERV	General Fund	3,300.00
				Total for Payment No.:		3,300.00

Payment No: 035971

Payment Date	Vendor Name	Voucher No.	Invoice No.	Description	Fund Code	Amount Paid
2026-02-27	CAPTIVATE BILLING	00593125	SC-2026-01	AS-NEEDED AMBULANCE TRANSPORTS	General Fund	3,269.13
				Total for Payment No.:		3,269.13

Payment No: 731933

Payment Date	Vendor Name	Voucher No.	Invoice No.	Description	Fund Code	Amount Paid
2026-02-13	OFFICE SOLUTIONS	00591465	12678	LABOR CMO RELOCATION	General Fund	272.81
2026-02-13	OFFICE SOLUTIONS	00591465	12678	MATERIALS CMO RELOCATION	General Fund	1,222.20
2026-02-13	OFFICE SOLUTIONS	00591464	12677	CDD FRIDGE PANEL	General Government - Other	1,729.63
				Total for Payment No.:		3,224.64

Payment No: 036007

Payment Date	Vendor Name	Voucher No.	Invoice No.	Description	Fund Code	Amount Paid
2026-02-27	NEWSBANK INC	00592562	2011641	1241 AD DB	General Fund	3,209.00
				Total for Payment No.:		3,209.00

Payment No: 732068

Payment Date	Vendor Name	Voucher No.	Invoice No.	Description	Fund Code	Amount Paid
2026-02-20	REESE'S INSTALLATIONS	00591899	1603	INSTALLATION - P&B	General Fund	1,600.00
2026-02-20	REESE'S INSTALLATIONS	00591900	1602	INSTALLATION - P&B	General Fund	1,600.00
				Total for Payment No.:		3,200.00

Payment No: 732255

Payment Date	Vendor Name	Voucher No.	Invoice No.	Description	Fund Code	Amount Paid
2026-02-27	MOTOROLA SOLUTIONS INC	00593092	8282277380	CHARGER, DESKTOP MULTI UNIT 6	Communications Acq.	3,185.29
				Total for Payment No.:		3,185.29

Payment No: 035873

Payment Date	Vendor Name	Voucher No.	Invoice No.	Description	Fund Code	Amount Paid
2026-02-20	SVP UNIT 9E	00592846	01/18/26-02/14/26	UNION DUES B2603 & B2604	Payroll Liability&ClearingAcct	3,150.00
				Total for Payment No.:		3,150.00

Payment No: 732152

Payment Date	Vendor Name	Voucher No.	Invoice No.	Description	Fund Code	Amount Paid
2026-02-27	J&M INC	00592954	24454-16 UTILITY REFUND	UTILITY REFUND	General Fund	3,128.61
				Total for Payment No.:		3,128.61

Payment No: 731921

Payment Date	Vendor Name	Voucher No.	Invoice No.	Description	Fund Code	Amount Paid
2026-02-13	JOHNSON CONTROLS FIRE PROTECTION LP	00592423	25069413	COMMERCE PLAZA	Public Buildings	3,080.00
				Total for Payment No.:		3,080.00

Payment No: 731812

Payment Date	Vendor Name	Voucher No.	Invoice No.	Description	Fund Code	Amount Paid
2026-02-13	BLUE CROSS OF CALIFORNIA	00592328	42938JAN2026	AMBULANCE BILLING TRANS REFUND	General Fund	3,062.00
				Total for Payment No.:		3,062.00

Payment No: 732334

Payment Date	Vendor Name	Voucher No.	Invoice No.	Description	Fund Code	Amount Paid
2026-03-06	AMERICAN TEXTILE & SUPPLY INC	00592802	132261	RAGBALE	General Fund	698.40

Payment Date	Vendor Name	Voucher No.	Invoice No.	Description	Fund Code	Amount Paid
				Total for Payment No.:		698.40

Payment No: 732200

Payment Date	Vendor Name	Voucher No.	Invoice No.	Description	Fund Code	Amount Paid
2026-02-27	CALIF BUILDING OFFICIALS	00592201	21002	CALBO ABM 2026	Building New Dvlpmnt Srvc Fee	2,985.00
				Total for Payment No.:		2,985.00

Payment No: 732366

Payment Date	Vendor Name	Voucher No.	Invoice No.	Description	Fund Code	Amount Paid
2026-03-06	JOHNSON CONTROLS FIRE PROTECTION LP	00593287	53723749	FIRE	General Fund	1,156.80
2026-03-06	JOHNSON CONTROLS FIRE PROTECTION LP	00593286	25181782	CORP YARD	General Fund	195.00
2026-03-06	JOHNSON CONTROLS FIRE PROTECTION LP	00593291	25184464	CORP YARD	General Fund	340.00
2026-03-06	JOHNSON CONTROLS FIRE PROTECTION LP	00593282	25182785	PARKS	General Fund	1,270.00
				Total for Payment No.:		2,961.80

Payment No: 035822

Payment Date	Vendor Name	Voucher No.	Invoice No.	Description	Fund Code	Amount Paid
2026-02-13	CINTAS CORP #630	00591461	4257532366	UNIFORMS	General Fund	103.81
2026-02-13	CINTAS CORP #630	00591379	4257244595	SAFEWASHER SVC	Fleet Operation Fund	77.56
2026-02-13	CINTAS CORP #630	00591379	4257244595	UNIFORM SVCS	Fleet Operation Fund	336.57
2026-02-13	CINTAS CORP #630	00591472	4258015756	Uniform	Fleet Operation Fund	336.57
2026-02-13	CINTAS CORP #630	00591472	4258015756	Safewasher SVC	Fleet Operation Fund	77.56
				Total for Payment No.:		932.07

Payment No: 731827

Payment Date	Vendor Name	Voucher No.	Invoice No.	Description	Fund Code	Amount Paid
2026-02-13	ARB INC	00592393	65028-15 UTILITY REFUND	UTILITY REFUND	General Fund	2,929.75
				Total for Payment No.:		2,929.75

Payment No: 035898

Payment Date	Vendor Name	Voucher No.	Invoice No.	Description	Fund Code	Amount Paid
2026-02-20	COAST COUNTIES TRUCK	00592029	01267114P	Parts V#2938	Fleet Operation Fund	242.85
2026-02-20	COAST COUNTIES TRUCK	00591865	0153338S	Parts V#3790 WO#160107	Fleet Operation Fund	215.26
2026-02-20	COAST COUNTIES TRUCK	00591865	0153338S	Labor	Fleet Operation Fund	1,375.77
2026-02-20	COAST COUNTIES TRUCK	00591866	0153380S	Parts V#3276 WO#160110	Fleet Operation Fund	464.10
2026-02-20	COAST COUNTIES TRUCK	00591866	0153380S	Labor	Fleet Operation Fund	596.95
				Total for Payment No.:		2,894.93

Payment No: 731919

Payment Date	Vendor Name	Voucher No.	Invoice No.	Description	Fund Code	Amount Paid
2026-02-13	HOME DEPOT SUPPLY	00591442	9245238859	MISSION FACILITY SUPPLIES	General Fund	1,161.62
2026-02-13	HOME DEPOT SUPPLY	00591443	9245247565	NORTHSIDE FACILITY SUPPLIES	General Fund	200.18
2026-02-13	HOME DEPOT SUPPLY	00592166	9245207413	JANITORIAL SUPPLIES	General Fund	568.76
2026-02-13	HOME DEPOT SUPPLY	00592336	9245281892	JANITORIAL SUPPLIES	General Fund	960.04
				Total for Payment No.:		2,890.60

Payment No: 732175

Payment Date	Vendor Name	Voucher No.	Invoice No.	Description	Fund Code	Amount Paid
2026-02-27	WEST INC	00592964	65033-11 UTILITY REFUND	UTILITY REFUND	General Fund	2,866.75
				Total for Payment No.:		2,866.75

Payment No: 732036

Payment Date	Vendor Name	Voucher No.	Invoice No.	Description	Fund Code	Amount Paid
2026-02-20	INDUSTRIAL PLUMBING SUPPLY	00591769	128319	WATER CLOSET KITS	General Fund	2,829.43
				Total for Payment No.:		2,829.43

Payment No: 036094

Payment Date	Vendor Name	Voucher No.	Invoice No.	Description	Fund Code	Amount Paid
2026-03-06	TECHNOLOGY, ENGINEERING & CONSTRUCTION	00593578	214291	AST AND UST STORAGE TANK SCHED	Fleet Operation Fund	1,402.41
2026-03-06	TECHNOLOGY, ENGINEERING & CONSTRUCTION	00593579	214292	AST AND UST STORAGE TANK SCHED	Fleet Operation Fund	1,402.41
				Total for Payment No.:		2,804.82

Payment No: 732290

Payment Date	Vendor Name	Voucher No.	Invoice No.	Description	Fund Code	Amount Paid
2026-02-27	ULINE	00591958	203243592	SHIPPING	General Fund	181.58
2026-02-27	ULINE	00591958	203243592	SBLX EVENT SUPPLIES	General Fund	374.32
2026-02-27	ULINE	00591958	203243592	FIFA EVENT SUPPLIES	General Fund	2,245.91
				Total for Payment No.:		2,801.81

Payment No: 732384

Payment Date	Vendor Name	Voucher No.	Invoice No.	Description	Fund Code	Amount Paid
2026-03-06	RYLAND CUSTOM WELDING INC	00592718	02092026-3	LABOR - V#1950 WO#159958	Fleet Operation Fund	1,508.14
2026-03-06	RYLAND CUSTOM WELDING INC	00592718	02092026-3	PARTS - V#1950 WO#159958	Fleet Operation Fund	1,258.26
				Total for Payment No.:		2,766.40

Payment No: 035976

Payment Date	Vendor Name	Voucher No.	Invoice No.	Description	Fund Code	Amount Paid
2026-02-27	COAST COUNTIES TRUCK	00592138	01267184P	Parts V#3365	Fleet Operation Fund	2,732.25
				Total for Payment No.:		2,732.25

Payment No: 035879

Payment Date	Vendor Name	Voucher No.	Invoice No.	Description	Fund Code	Amount Paid
2026-02-20	PUBLIC SAFETY NON-SWORN	00592843	01/18/26-02/14/26	UNION DUES B2603 & B2604	Payroll Liability&ClearingAcct	2,700.00
				Total for Payment No.:		2,700.00

Payment No: 732378

Payment Date	Vendor Name	Voucher No.	Invoice No.	Description	Fund Code	Amount Paid
2026-03-06	PETRINOVICH PUGH & COMPANY LLP	00593325	407365	PREP OF FED/STATE TAX RETURNS	Deposit Funds.	2,690.00
				Total for Payment No.:		2,690.00

Payment No: 732365

Payment Date	Vendor Name	Voucher No.	Invoice No.	Description	Fund Code	Amount Paid
2026-03-06	INDUSTRIAL PLUMBING SUPPLY	00592890	128825	URINAL SCREENS	General Fund	2,378.93
2026-03-06	INDUSTRIAL PLUMBING SUPPLY	00592890	128825	FREIGHT	General Fund	288.81
				Total for Payment No.:		2,667.74

Payment No: 731941

Payment Date	Vendor Name	Voucher No.	Invoice No.	Description	Fund Code	Amount Paid
2026-02-13	REED & GRAHAM INC	00592157	127659	AS NEEDED AGGREGATE MATERIALS	Water Utility	528.32
2026-02-13	REED & GRAHAM INC	00592157	127659	AS NEEDED AGGREGATE MATERIALS	Water Utility Construction	1,320.78
2026-02-13	REED & GRAHAM INC	00592157	127659	AS NEEDED AGGREGATE MATERIALS	Sewer Utility	132.08
				Total for Payment No.:		1,981.18

Payment No: 035912

Payment Date	Vendor Name	Voucher No.	Invoice No.	Description	Fund Code	Amount Paid
2026-02-20	GRANITE ROCK CO #29145	00592710	2271502	AS-NEEDED AGGREGATE MATERIALS	Water Utility	264.00

Payment Date	Vendor Name	Voucher No.	Invoice No.	Description	Fund Code	Amount Paid
2026-02-20	GRANITE ROCK CO #29145	00592710	2271502	AS-NEEDED AGGREGATE MATERIALS	Water Utility	264.00
2026-02-20	GRANITE ROCK CO #29145	00592710	2271502	AS-NEEDED AGGREGATE MATERIALS	Water Utility Construction	1,320.03
2026-02-20	GRANITE ROCK CO #29145	00592710	2271502	AS-NEEDED AGGREGATE MATERIALS	Sewer Utility	264.00
				Total for Payment No.:		2,112.03

Payment No: 035896

Payment Date	Vendor Name	Voucher No.	Invoice No.	Description	Fund Code	Amount Paid
2026-02-20	CINTAS CORP #630	00592101	4258563877	UNIFORMS	General Fund	56.11
2026-02-20	CINTAS CORP #630	00592100	4258219734	UNIFORMS	General Fund	103.81
				Total for Payment No.:		159.92

Payment No: 732363

Payment Date	Vendor Name	Voucher No.	Invoice No.	Description	Fund Code	Amount Paid
2026-03-06	HOME SAFETY SERVICES INC	00592852	75734	WHEELCHAIR RAMP _ COSTA 10589	General Fund	2,619.12
				Total for Payment No.:		2,619.12

Payment No: 732375

Payment Date	Vendor Name	Voucher No.	Invoice No.	Description	Fund Code	Amount Paid
2026-03-06	PARS	00592739	59783	ARS PARS FEES - DECEMBER 2025	General Fund	2,594.06
				Total for Payment No.:		2,594.06

Payment No: 035875

Payment Date	Vendor Name	Voucher No.	Invoice No.	Description	Fund Code	Amount Paid
2026-02-20	CITY OF SANTA CLARA EMPLOYEES	00592844	01/18/26-02/14/26	UNION DUES B2603 & B2604	Payroll Liability&ClearingAcct	2,566.00
				Total for Payment No.:		2,566.00

Payment No: 731859

Payment Date	Vendor Name	Voucher No.	Invoice No.	Description	Fund Code	Amount Paid
2026-02-13	PDB GROUNDWORKS	00592366	24500-09 UTILITY REFUND	UTILITY REFUND	General Fund	2,541.45
				Total for Payment No.:		2,541.45

Payment No: 035990

Payment Date	Vendor Name	Voucher No.	Invoice No.	Description	Fund Code	Amount Paid
2026-02-27	GRAINGER-SAN JOSE	00592286	9784601966	RAKES	General Fund	74.51
2026-02-27	GRAINGER-SAN JOSE	00592286	9784601966	SHIPPING	General Fund	30.00
2026-02-27	GRAINGER-SAN JOSE	00592287	9784792401	TARPS	General Fund	139.93
2026-02-27	GRAINGER-SAN JOSE	00592288	9728761348	BATHROOM CLEANER	General Fund	162.31
2026-02-27	GRAINGER-SAN JOSE	00592289	9728761330	SHOP SUPPLIES	General Fund	157.08
2026-02-27	GRAINGER-SAN JOSE	00592289	9728761330	SHIPPING	General Fund	30.00
2026-02-27	GRAINGER-SAN JOSE	00592284	9789442101	REPAIR CLAMP	General Fund	112.02
2026-02-27	GRAINGER-SAN JOSE	00592284	9789442101	SHIPPING	General Fund	77.99
2026-02-27	GRAINGER-SAN JOSE	00592285	9784141120	LI ION BATTERIES	General Fund	141.68
2026-02-27	GRAINGER-SAN JOSE	00592565	9802901224	MATERIALS - STREET	General Fund	537.44
2026-02-27	GRAINGER-SAN JOSE	00592588	9793797086	MATERIALS - STREET	General Fund	300.17
2026-02-27	GRAINGER-SAN JOSE	00592047	9793797060	MATERIALS - STREET	General Fund	747.05
2026-02-27	GRAINGER-SAN JOSE	00592047	9793797060	SHIPPING	General Fund	30.00
				Total for Payment No.:		2,540.18

Payment No: 036076

Payment Date	Vendor Name	Voucher No.	Invoice No.	Description	Fund Code	Amount Paid
2026-03-06	KIMLEY-HORN AND ASSOC INC	00593327	34572650	CONTINGENCY	Streets and Highways Capital F	507.42
2026-03-06	KIMLEY-HORN AND ASSOC INC	00593327	34572650	SANTA CLARA VISION ZERO PLAN (	Streets and Highways Capital F	2,029.68
				Total for Payment No.:		2,537.10

Payment No: 731892

Payment Date	Vendor Name	Voucher No.	Invoice No.	Description	Fund Code	Amount Paid
2026-02-13	AIDENS QUALITY PAINTING INC	00592307	1524	CRC	General Fund	2,524.00
				Total for Payment No.:		2,524.00

Payment No: 732057

Payment Date	Vendor Name	Voucher No.	Invoice No.	Description	Fund Code	Amount Paid
2026-02-20	PARS	00591646	59609	ARS PARS FEES - NOVEMBER 2025	General Fund	2,520.41
				Total for Payment No.:		2,520.41

Payment No: 732202

Payment Date	Vendor Name	Voucher No.	Invoice No.	Description	Fund Code	Amount Paid
2026-02-27	CDW GOVERNMENT	00593119	AH8ZQ2W	C2G 15FT CAT6A SNAGLESS UNSHIE	Information Technology Service	23.12
2026-02-27	CDW GOVERNMENT	00593119	AH8ZQ2W	LOGITECH EXTEND - SINGLE USB-C	Information Technology Service	2,458.78
2026-02-27	CDW GOVERNMENT	00593120	AH9CN8A	PROLINE 15FT ORANGE CAT 6A SHI	Information Technology Service	24.97
				Total for Payment No.:		2,506.87

Payment No: 035969

Payment Date	Vendor Name	Voucher No.	Invoice No.	Description	Fund Code	Amount Paid
2026-02-27	BOUND TREE MEDICAL LLC	00592474	86086688	STAD MEDICAL SUPPLIES	General Fund	76.11
2026-02-27	BOUND TREE MEDICAL LLC	00593127	86089858	AS NEEDED EMERGENCY MEDICAL SE	General Fund	273.26
2026-02-27	BOUND TREE MEDICAL LLC	00593127	86089858	AS NEEDED EMERGENCY MEDICAL SE	General Fund	1,712.30
2026-02-27	BOUND TREE MEDICAL LLC	00593133	86088347	AS NEEDED EMERGENCY MEDICAL SE	General Fund	207.77
2026-02-27	BOUND TREE MEDICAL LLC	00593132	86096524	AS NEEDED EMERGENCY MEDICAL SE	General Fund	235.53
				Total for Payment No.:		2,504.97

Payment No: 732111

Payment Date	Vendor Name	Voucher No.	Invoice No.	Description	Fund Code	Amount Paid
2026-02-20	WALKER CONSULTANTS	00592767	330025840005	CONSULTING AND DESIGN SERVICES	Convention Cnt Maintenance Dis	2,500.00
				Total for Payment No.:		2,500.00

Payment No: 731821

Payment Date	Vendor Name	Voucher No.	Invoice No.	Description	Fund Code	Amount Paid
2026-02-13	A&B CONSTRUCTION INC.	00592367	24512-11 UTILITY REFUND	UTILITY REFUND	General Fund	2,482.66
				Total for Payment No.:		2,482.66

Payment No: 036022

Payment Date	Vendor Name	Voucher No.	Invoice No.	Description	Fund Code	Amount Paid
2026-02-27	STAPLES ADVANTAGE	00592909	7008373670-WATER	OFFICE SUPPLIES	Water Utility	38.06
2026-02-27	STAPLES ADVANTAGE	00592899	7008373670-BLDGINSP	OFFICE SUPPLIES	Building New Dvlpmnt Srvc Fee	1.76
2026-02-27	STAPLES ADVANTAGE	00592899	7008373670-BLDGINSP	OFFICE SUPPLIES	Building New Dvlpmnt Srvc Fee	172.62
2026-02-27	STAPLES ADVANTAGE	00592900	7008373670-CITYATTY	OFFICE SUPPLIES	General Fund	244.91
2026-02-27	STAPLES ADVANTAGE	00592901	7008373670-CITYCLERK	OFFICE SUPPLIES	General Fund	-38.51
2026-02-27	STAPLES ADVANTAGE	00592902	7008373670-CMO	OFFICE SUPPLIES	General Fund	24.75
2026-02-27	STAPLES ADVANTAGE	00592902	7008373670-CMO	OFFICE SUPPLIES	General Fund	-24.75
2026-02-27	STAPLES ADVANTAGE	00592902	7008373670-CMO	OFFICE SUPPLIES	General Fund	-24.75
2026-02-27	STAPLES ADVANTAGE	00592904	7008373670-ENG	OFFICE SUPPLIES	General Fund	70.16
2026-02-27	STAPLES ADVANTAGE	00592904	7008373670-ENG	OFFICE SUPPLIES	General Fund	63.14
2026-02-27	STAPLES ADVANTAGE	00592905	7008373670-FIRE	OFFICE SUPPLIES	General Fund	127.44
2026-02-27	STAPLES ADVANTAGE	00592905	7008373670-FIRE	OFFICE SUPPLIES	General Fund	46.37
2026-02-27	STAPLES ADVANTAGE	00592904	7008373670-ENG	OFFICE SUPPLIES	General Fund	63.14
2026-02-27	STAPLES ADVANTAGE	00592906	7008373670-HR	OFFICE SUPPLIES	General Fund	376.84
2026-02-27	STAPLES ADVANTAGE	00592907	7008373670-MUNISVC	OFFICE SUPPLIES	General Fund	115.61

Payment Date	Vendor Name	Voucher No.	Invoice No.	Description	Fund Code	Amount Paid
2026-02-27	STAPLES ADVANTAGE	00592907	7008373670-MUNISVC	OFFICE SUPPLIES	General Fund	31.89
2026-02-27	STAPLES ADVANTAGE	00592907	7008373670-MUNISVC	OFFICE SUPPLIES	General Fund	38.72
2026-02-27	STAPLES ADVANTAGE	00592907	7008373670-MUNISVC	OFFICE SUPPLIES	General Fund	32.02
2026-02-27	STAPLES ADVANTAGE	00592907	7008373670-MUNISVC	OFFICE SUPPLIES	General Fund	214.66
2026-02-27	STAPLES ADVANTAGE	00592908	7008373670-PARKCH	OFFICE SUPPLIES	General Fund	289.75
2026-02-27	STAPLES ADVANTAGE	00592909	7008373670-WATER	OFFICE SUPPLIES	Sewer Utility	38.05
2026-02-27	STAPLES ADVANTAGE	00592898	7008373670-AUTO	OFFICE SUPPLIES	Fleet Operation Fund	115.63
2026-02-27	STAPLES ADVANTAGE	00592898	7008373670-AUTO	OFFICE SUPPLIES	Fleet Operation Fund	168.04
2026-02-27	STAPLES ADVANTAGE	00592898	7008373670-AUTO	OFFICE SUPPLIES	Fleet Operation Fund	203.83
				Total for Payment No.:		2,389.38

Payment No: 036075

Payment Date	Vendor Name	Voucher No.	Invoice No.	Description	Fund Code	Amount Paid
2026-03-06	KEPT COMPANIES	00593372	X-D166882	ONSITE FLEET VEHICLE WASHING S	Fleet Operation Fund	1,553.54
				Total for Payment No.:		1,553.54

Payment No: 732112

Payment Date	Vendor Name	Voucher No.	Invoice No.	Description	Fund Code	Amount Paid
2026-02-20	WATERWORKS INDUSTRIES, INC	00592765	12032054	FOUNTAIN MAINTENANCE AT THE SA	Convention Cnt Maintenance Dis	2,466.00
				Total for Payment No.:		2,466.00

Payment No: 035853

Payment Date	Vendor Name	Voucher No.	Invoice No.	Description	Fund Code	Amount Paid
2026-02-13	ORACLE AMERICA INC	00592149	102331955	PEOPLESOFT PROGRAM-RELATED SER	General Fund	2,464.00
				Total for Payment No.:		2,464.00

Payment No: 035846

Payment Date	Vendor Name	Voucher No.	Invoice No.	Description	Fund Code	Amount Paid
2026-02-13	MIDWEST TAPE LLC	00591440	508284467	1231 JUV DVD	General Fund	239.43
2026-02-13	MIDWEST TAPE LLC	00591440	508284467	1233 AD DVD	General Fund	97.35
2026-02-13	MIDWEST TAPE LLC	00591440	508284467	1235 AD DVD	General Fund	124.92
2026-02-13	MIDWEST TAPE LLC	00591440	508284467	1235 JUV DVD	General Fund	23.44
2026-02-13	MIDWEST TAPE LLC	00591441	508335351	1241 AD ABK	General Fund	300.80
2026-02-13	MIDWEST TAPE LLC	00591441	508335351	1241 AD CD	General Fund	82.40
2026-02-13	MIDWEST TAPE LLC	00591441	508335351	1241 AD DVD	General Fund	173.74
2026-02-13	MIDWEST TAPE LLC	00591440	508284467	1241 AD ABK	General Fund	359.12
2026-02-13	MIDWEST TAPE LLC	00591440	508284467	1241 AD CD	General Fund	250.75
2026-02-13	MIDWEST TAPE LLC	00591440	508284467	1241 AD DVD	General Fund	685.84
				Total for Payment No.:		2,337.79

Payment No: 732371

Payment Date	Vendor Name	Voucher No.	Invoice No.	Description	Fund Code	Amount Paid
2026-03-06	OFFICE SOLUTIONS	00592609	12676	FIRE PREVENTION	Fire CUPA program Fund	115.84
2026-03-06	OFFICE SOLUTIONS	00592609	12676	FIRE PREVENTION	Fire CUPA program Fund	231.67
2026-03-06	OFFICE SOLUTIONS	00592609	12676	FIRE PREVENTION	General Fund	810.85
2026-03-06	OFFICE SOLUTIONS	00592609	12676	FIRE PREVENTION	General Fund	347.51
2026-03-06	OFFICE SOLUTIONS	00592609	12676	FIRE PREVENTION	Fire New Dvlpmnt Srvc Fee	810.85
				Total for Payment No.:		2,316.72

Payment No: 036016

Payment Date	Vendor Name	Voucher No.	Invoice No.	Description	Fund Code	Amount Paid
2026-02-27	SAFETY CENTER, INCORPORATED	00593111	10731476862	TRAFFIC CONTROL & FLAGGING TRA	Water Utility	2,300.00
				Total for Payment No.:		2,300.00

Payment No: 035840

Payment Date	Vendor Name	Voucher No.	Invoice No.	Description	Fund Code	Amount Paid
2026-02-13	HI-TECH EMERGENCY VEHICLE SERVICE INC	00591396	183582	PART EXPEDITED - V#3218	Fleet Operation Fund	220.57
2026-02-13	HI-TECH EMERGENCY VEHICLE SERVICE INC	00591399	183695	PARTS & SHPPING - V#2809	Fleet Operation Fund	190.44
2026-02-13	HI-TECH EMERGENCY VEHICLE SERVICE INC	00591519	183737	Parts V#3258	Fleet Operation Fund	1,885.54
				Total for Payment No.:		2,296.55

Payment No: 731876

Payment Date	Vendor Name	Voucher No.	Invoice No.	Description	Fund Code	Amount Paid
2026-02-13	TRESCAL INC	00592355	17970-02 UTILITY REFUND	UTILITY REFUND	General Fund	269.35
2026-02-13	TRESCAL INC	00592392	62210-02 UTILITY REFUND	UTILITY REFUND	General Fund	2,019.76
				Total for Payment No.:		2,289.11

Payment No: 732194

Payment Date	Vendor Name	Voucher No.	Invoice No.	Description	Fund Code	Amount Paid
2026-02-27	BELLECCI & ASSOCIATES INC	00593099	250540-6	HOPE DRIVE GREEN STORMWATER IN	Storm Drain	652.00
				Total for Payment No.:		652.00

Payment No: 732386

Payment Date	Vendor Name	Voucher No.	Invoice No.	Description	Fund Code	Amount Paid
2026-03-06	SANTA CLARA CO POLICE CHIEFS ASSOCIATION	00592865	2451FEB2026	2026 SCCPCA training seminar	Police Operating Grant Fund	2,239.47
				Total for Payment No.:		2,239.47

Payment No: 731934

Payment Date	Vendor Name	Voucher No.	Invoice No.	Description	Fund Code	Amount Paid
2026-02-13	ONE DAY INSTALLATION AND	00592424	6751	CISC-EBM T&M 900 LAFAYETTE	Public Buildings	556.00

Payment Date	Vendor Name	Voucher No.	Invoice No.	Description	Fund Code	Amount Paid
2026-02-13	ONE DAY INSTALLATION AND	00592425	6752	CISC-EBM T&M 900 LAFAYETTE	Public Buildings	556.00
2026-02-13	ONE DAY INSTALLATION AND	00592426	6753	CISC-EBM T&M 900 LAFAYETTE	Public Buildings	1,112.00
				Total for Payment No.:		2,224.00

Payment No: 731817

Payment Date	Vendor Name	Voucher No.	Invoice No.	Description	Fund Code	Amount Paid
2026-02-13	PETTY CASH-POLICE	00592342	2143JAN2026	LUNCH FOR ALL DAY EVENT	General Fund	87.85
2026-02-13	PETTY CASH-POLICE	00592342	2143JAN2026	GAS	General Fund	56.77
2026-02-13	PETTY CASH-POLICE	00592342	2143JAN2026	GAS	General Fund	86.04
2026-02-13	PETTY CASH-POLICE	00592342	2143JAN2026	GAS	General Fund	50.38
2026-02-13	PETTY CASH-POLICE	00592342	2143JAN2026	GAS	General Fund	96.00
2026-02-13	PETTY CASH-POLICE	00592342	2143JAN2026	GAS	General Fund	80.67
2026-02-13	PETTY CASH-POLICE	00592342	2143JAN2026	GAS	General Fund	73.49
2026-02-13	PETTY CASH-POLICE	00592342	2143JAN2026	GAS	General Fund	93.89
2026-02-13	PETTY CASH-POLICE	00592342	2143JAN2026	GAS	General Fund	80.93
2026-02-13	PETTY CASH-POLICE	00592342	2143JAN2026	GAS	General Fund	78.05
2026-02-13	PETTY CASH-POLICE	00592342	2143JAN2026	RECORDS FEE	General Fund	20.40
2026-02-13	PETTY CASH-POLICE	00592342	2143JAN2026	GAS	General Fund	40.01
2026-02-13	PETTY CASH-POLICE	00592342	2143JAN2026	GAS	General Fund	88.51
2026-02-13	PETTY CASH-POLICE	00592342	2143JAN2026	GAS	General Fund	73.60
2026-02-13	PETTY CASH-POLICE	00592342	2143JAN2026	PARKING	General Fund	50.00
2026-02-13	PETTY CASH-POLICE	00592342	2143JAN2026	GAS	General Fund	99.50
2026-02-13	PETTY CASH-POLICE	00592342	2143JAN2026	GAS	General Fund	54.89
2026-02-13	PETTY CASH-POLICE	00592342	2143JAN2026	GAS	General Fund	78.53
2026-02-13	PETTY CASH-POLICE	00592342	2143JAN2026	GAS	General Fund	55.53
2026-02-13	PETTY CASH-POLICE	00592342	2143JAN2026	GAS	General Fund	99.84
2026-02-13	PETTY CASH-POLICE	00592342	2143JAN2026	WATER	General Fund	12.12

Payment Date	Vendor Name	Voucher No.	Invoice No.	Description	Fund Code	Amount Paid
2026-02-13	PETTY CASH-POLICE	00592342	2143JAN2026	GAS	General Fund	51.70
2026-02-13	PETTY CASH-POLICE	00592342	2143JAN2026	FOOD AND WATER	General Fund	27.31
2026-02-13	PETTY CASH-POLICE	00592342	2143JAN2026	CHECKED BAGS - SOUTHWEST	General Fund	70.00
2026-02-13	PETTY CASH-POLICE	00592342	2143JAN2026	CHECKED BAGS - SOUTHWEST	General Fund	70.00
2026-02-13	PETTY CASH-POLICE	00592342	2143JAN2026	CHECKED BAGS - SOUTHWEST	General Fund	70.00
2026-02-13	PETTY CASH-POLICE	00592342	2143JAN2026	CHECKED BAGS - SOUTHWEST	General Fund	70.00
2026-02-13	PETTY CASH-POLICE	00592342	2143JAN2026	CHECKED BAGS - SOUTHWEST	General Fund	70.00
2026-02-13	PETTY CASH-POLICE	00592342	2143JAN2026	GAS	General Fund	72.88
2026-02-13	PETTY CASH-POLICE	00592342	2143JAN2026	GAS	General Fund	89.89
2026-02-13	PETTY CASH-POLICE	00592342	2143JAN2026	GAS	General Fund	20.01
2026-02-13	PETTY CASH-POLICE	00592342	2143JAN2026	EVOC SNACKS	General Fund	38.97
2026-02-13	PETTY CASH-POLICE	00592342	2143JAN2026	EVOC SNACKS	General Fund	29.96
2026-02-13	PETTY CASH-POLICE	00592342	2143JAN2026	HOLIDAY PARTY	General Fund	70.00
				Total for Payment No.:		2,207.72

Payment No: 036074

Payment Date	Vendor Name	Voucher No.	Invoice No.	Description	Fund Code	Amount Paid
2026-03-06	JOSH R. RUBIETTA	00593316	WI26-1	CHANGE ORDER #9: ADDITIONAL FU	General Fund	2,205.00
				Total for Payment No.:		2,205.00

Payment No: 035994

Payment Date	Vendor Name	Voucher No.	Invoice No.	Description	Fund Code	Amount Paid
2026-02-27	HI-TECH EMERGENCY VEHICLE SERVICE INC	00592158	183811	Parts V#3258	Fleet Operation Fund	2,153.89
				Total for Payment No.:		2,153.89

Payment No: 732275

Payment Date	Vendor Name	Voucher No.	Invoice No.	Description	Fund Code	Amount Paid
2026-02-27	SALVADOR DELGADO	00592580	39848FEB2026	BEE REMOVAL - 2633 TARTAN	General Fund	2,150.00
				Total for Payment No.:		2,150.00

Payment No: 732212

Payment Date	Vendor Name	Voucher No.	Invoice No.	Description	Fund Code	Amount Paid
2026-02-27	CORODATA RECORDS MANAGEMENT, INC	00593183	RS3767219	RECORDS STORAGE SAN JOSE	General Fund	2,084.66
2026-02-27	CORODATA RECORDS MANAGEMENT, INC	00593181	RS7148447	RECORDS STORAGE SAN DIEGO	General Fund	61.50
				Total for Payment No.:		2,146.16

Payment No: 732146

Payment Date	Vendor Name	Voucher No.	Invoice No.	Description	Fund Code	Amount Paid
2026-02-27	DPR CONSTRUCTION	00592921	24486-15 UTILITY REFUND	UTILITY REFUND	General Fund	2,134.07
				Total for Payment No.:		2,134.07

Payment No: 003966

Payment Date	Vendor Name	Voucher No.	Invoice No.	Description	Fund Code	Amount Paid
2026-03-06	NAVIA BENEFIT SOLUTIONS, INC	00593767	11064883	DD: NAVIA ADMIN FEE FEB26	Payroll Liability&ClearingAcct	1,555.20
2026-03-06	NAVIA BENEFIT SOLUTIONS, INC	00593767	11064883	DD: NAVIA ADMIN FEE FEB26	Payroll Liability&ClearingAcct	22.58
2026-03-06	NAVIA BENEFIT SOLUTIONS, INC	00593767	11064883	DD: NAVIA ADMIN FEE FEB26	General Fund	77.42
2026-03-06	NAVIA BENEFIT SOLUTIONS, INC	00593767	11064883	DD: NAVIA ADMIN FEE FEB26	General Fund	468.74
				Total for Payment No.:		2,123.94

Payment No: 732406

Payment Date	Vendor Name	Voucher No.	Invoice No.	Description	Fund Code	Amount Paid
2026-03-06	UNITED SITE SERVICES INC	00592824	INV-5916868	SERVICE	General Fund	1,450.00

Payment Date	Vendor Name	Voucher No.	Invoice No.	Description	Fund Code	Amount Paid
2026-03-06	UNITED SITE SERVICES INC	00592825	114-14194007	PORTABLE RESTROOM RENTAL	General Fund	201.88
2026-03-06	UNITED SITE SERVICES INC	00592824	INV-5916868	PORTABLE RESTROOM RENTAL	General Fund	130.95
2026-03-06	UNITED SITE SERVICES INC	00592825	114-14194007	PORTABLE RESTROOM RENTAL	General Fund	311.00
				Total for Payment No.:		2,093.83

Payment No: 035966

Payment Date	Vendor Name	Voucher No.	Invoice No.	Description	Fund Code	Amount Paid
2026-02-27	BAKER TILLY US, LLP	00593018	BT3423812	CITYWIDE RISK ASSESSMENT AND A	General Fund	2,062.50
				Total for Payment No.:		2,062.50

Payment No: 035920

Payment Date	Vendor Name	Voucher No.	Invoice No.	Description	Fund Code	Amount Paid
2026-02-20	KEPT COMPANIES	00592502	X-D153829	ONSITE FLEET VEHICLE WASHING S	Fleet Operation Fund	2,043.10
				Total for Payment No.:		2,043.10

Payment No: 732285

Payment Date	Vendor Name	Voucher No.	Invoice No.	Description	Fund Code	Amount Paid
2026-02-27	T-MOBILE USA INC	00591974	L2512130144	GPS Locate	General Fund	115.00
2026-02-27	T-MOBILE USA INC	00591977	L2512170084	Cell Area Dump	General Fund	200.00
2026-02-27	T-MOBILE USA INC	00591979	L2512270131	GPS Locate	General Fund	115.00
2026-02-27	T-MOBILE USA INC	00591981	L2601100126	GPS Locate	General Fund	165.00
2026-02-27	T-MOBILE USA INC	00591982	L2601100532	GPS Locate	General Fund	115.00
2026-02-27	T-MOBILE USA INC	00591983	L2601100545	GPS Locate	General Fund	165.00
2026-02-27	T-MOBILE USA INC	00591984	L2601210040	GPS Locate	General Fund	165.00
2026-02-27	T-MOBILE USA INC	00591987	L2601210268	GPS Locate	General Fund	165.00
2026-02-27	T-MOBILE USA INC	00591988	L2601210343	GPS Locate	General Fund	115.00
2026-02-27	T-MOBILE USA INC	00591990	L2601270298	GPS Locate/TowerDump	General Fund	250.00

Payment Date	Vendor Name	Voucher No.	Invoice No.	Description	Fund Code	Amount Paid
2026-02-27	T-MOBILE USA INC	00591991	L2601300058	GPS Locate	General Fund	115.00
2026-02-27	T-MOBILE USA INC	00591993	L2601300156	Cell Tower Dump	General Fund	300.00
2026-02-27	T-MOBILE USA INC	00591996	L2601300332	GPS Locate	General Fund	50.00
				Total for Payment No.:		2,035.00

Payment No: 731927

Payment Date	Vendor Name	Voucher No.	Invoice No.	Description	Fund Code	Amount Paid
2026-02-13	LINCOLN AQUATICS	00591321	36175201	LIQUID CHLORINE	General Fund	689.32
2026-02-13	LINCOLN AQUATICS	00591322	36175194	MURIATIC ACID	General Fund	913.59
2026-02-13	LINCOLN AQUATICS	00591502	36175393	MURIATIC ACID	General Fund	430.21
				Total for Payment No.:		2,033.12

Payment No: 732246

Payment Date	Vendor Name	Voucher No.	Invoice No.	Description	Fund Code	Amount Paid
2026-02-27	LUPE LIMA	00592279	45582	tow fees	General Fund	310.00
2026-02-27	LUPE LIMA	00592280	45643	tow fees	General Fund	310.00
2026-02-27	LUPE LIMA	00592274	45550	TOW FROM OAKLAND TO SCPD	General Fund	1,085.00
2026-02-27	LUPE LIMA	00592275	45751	TOW FEES	General Fund	310.00
				Total for Payment No.:		2,015.00

Payment No: 731854

Payment Date	Vendor Name	Voucher No.	Invoice No.	Description	Fund Code	Amount Paid
2026-02-13	MARK GIESEKE	00592350	17041-04 UTILITY REFUND	UTILITY REFUND	General Fund	816.58
2026-02-13	MARK GIESEKE	00592351	17042-05 UTILITY REFUND	UTILITY REFUND	General Fund	758.98
2026-02-13	MARK GIESEKE	00592352	17043-05 UTILITY REFUND	UTILITY REFUND	General Fund	431.50
				Total for Payment No.:		2,007.06

Payment No: 732271

Payment Date	Vendor Name	Voucher No.	Invoice No.	Description	Fund Code	Amount Paid
2026-02-27	ROBERT E. VAN HEUIT	00593005	1123	ADDITIONAL FUNDS PER AMENDMENT	Related Santa Clara Dvlpr Fund	2,000.00
				Total for Payment No.:		2,000.00

Payment No: 732094

Payment Date	Vendor Name	Voucher No.	Invoice No.	Description	Fund Code	Amount Paid
2026-02-20	UNDERGROUND REPUBLIC WATER	00592658	S100047943.001	CLAMP, FULL CIRCLE, 10IN X 22-	Water Utility	1,994.59
				Total for Payment No.:		1,994.59

Payment No: 732269

Payment Date	Vendor Name	Voucher No.	Invoice No.	Description	Fund Code	Amount Paid
2026-02-27	REED & GRAHAM INC	00593110	128425	AS NEEDED AGGREGATE MATERIALS	Water Utility Construction	103.43
2026-02-27	REED & GRAHAM INC	00592451	128516	MATERIALS - STREET	General Fund	372.88
2026-02-27	REED & GRAHAM INC	00592452	128424	MATERIALS - STREET	General Fund	567.53
2026-02-27	REED & GRAHAM INC	00592592	128869	MATERIALS - STREET	General Fund	176.86
2026-02-27	REED & GRAHAM INC	00592165	128256	MATERIALS - STREET	General Fund	769.04
				Total for Payment No.:		1,989.74

Payment No: 035813

Payment Date	Vendor Name	Voucher No.	Invoice No.	Description	Fund Code	Amount Paid
2026-02-13	[redacted]	[redacted]	[redacted]	LEGAL SERVICES	[redacted]	[redacted]
				Total for Payment No.:		1,960.00

Payment No: 732012

Payment Date	Vendor Name	Voucher No.	Invoice No.	Description	Fund Code	Amount Paid
2026-02-20	COGENT COMMUNICATIONS	00591855	CITYOFSA00023FEB2026	INTERNET SVCS FEB 2026	Information Technology Service	1,951.00

Payment Date	Vendor Name	Voucher No.	Invoice No.	Description	Fund Code	Amount Paid
				Total for Payment No.:		1,951.00

Payment No: 035817

Payment Date	Vendor Name	Voucher No.	Invoice No.	Description	Fund Code	Amount Paid
2026-02-13	[redacted]	[redacted]	[redacted]	LEGAL SERVICES	[redacted]	[redacted]
2026-02-13	[redacted]	[redacted]	[redacted]	LEGAL SERVICES	[redacted]	[redacted]
				Total for Payment No.:		1,906.91

Payment No: 732172

Payment Date	Vendor Name	Voucher No.	Invoice No.	Description	Fund Code	Amount Paid
2026-02-27	SUSAN WOO	00592926	59377-01 UTILITY REFUND	UTILITY REFUND	General Fund	1,861.20
				Total for Payment No.:		1,861.20

Payment No: 731867

Payment Date	Vendor Name	Voucher No.	Invoice No.	Description	Fund Code	Amount Paid
2026-02-13	STEAMY TECH LLC	00592360	19109-03 UTILITY REFUND	UTILITY REFUND	General Fund	1,842.50
				Total for Payment No.:		1,842.50

Payment No: 731973

Payment Date	Vendor Name	Voucher No.	Invoice No.	Description	Fund Code	Amount Paid
2026-02-20	SANTANA TERRACE	00592589	42950FEB2026	DOUBLE PAYMENT REFUND	City Affordable Housing	1,834.00
				Total for Payment No.:		1,834.00

Payment No: 035988

Payment Date	Vendor Name	Voucher No.	Invoice No.	Description	Fund Code	Amount Paid
2026-02-27	GARDENLAND POWER EQUIPMENT	00592561	1228909	POWER EQUIP. LABOR	General Fund	174.24
2026-02-27	GARDENLAND POWER EQUIPMENT	00592556	1227773	CUTTER ASSEMBLY	General Fund	306.16

Payment Date	Vendor Name	Voucher No.	Invoice No.	Description	Fund Code	Amount Paid
2026-02-27	GARDENLAND POWER EQUIPMENT	00592559	1228916	POWER EQUIP. ACCESSORIES	General Fund	306.93
2026-02-27	GARDENLAND POWER EQUIPMENT	00592561	1228909	POWER EQUIP. PARTS	General Fund	352.13
2026-02-27	GARDENLAND POWER EQUIPMENT	00592449	1227451	MATERIALS - STREET	General Fund	65.71
2026-02-27	GARDENLAND POWER EQUIPMENT	00592450	1227438	MATERIALS - STREET	General Fund	616.38
				Total for Payment No.:		1,821.55

Payment No: 732164

Payment Date	Vendor Name	Voucher No.	Invoice No.	Description	Fund Code	Amount Paid
2026-02-27	RADIUS EARTHWORK INC	00592937	82028-03 UTILITY REFUND	UTILITY REFUND	General Fund	1,784.78
				Total for Payment No.:		1,784.78

Payment No: 731901

Payment Date	Vendor Name	Voucher No.	Invoice No.	Description	Fund Code	Amount Paid
2026-02-13	BAY CITY BOILER & ENGINEERING	00592308	41292	FIRE STATION 1 - 777 BENTON	General Fund	1,760.00
				Total for Payment No.:		1,760.00

Payment No: 732024

Payment Date	Vendor Name	Voucher No.	Invoice No.	Description	Fund Code	Amount Paid
2026-02-20	EXPRESS FENCE LLC	00592087	24421-4	CHAIN LINK FENCING	General Fund	1,750.00
				Total for Payment No.:		1,750.00

Payment No: 732281

Payment Date	Vendor Name	Voucher No.	Invoice No.	Description	Fund Code	Amount Paid
2026-02-27	STEVENS CREEK TOYOTA	00592443	545396	LABOR - V3783	Fleet Operation Fund	290.00
2026-02-27	STEVENS CREEK TOYOTA	00592444	545302	LABOR - V3782	Fleet Operation Fund	290.00
2026-02-27	STEVENS CREEK TOYOTA	00592445	544731	LABOR - V3781	Fleet Operation Fund	290.00
2026-02-27	STEVENS CREEK TOYOTA	00592446	544574	LABOR - V3780	Fleet Operation Fund	268.13

Payment Date	Vendor Name	Voucher No.	Invoice No.	Description	Fund Code	Amount Paid
2026-02-27	STEVENS CREEK TOYOTA	00592446	544574	PARTS - V3780	Fleet Operation Fund	21.87
2026-02-27	STEVENS CREEK TOYOTA	00592447	544193	LABOR - V3778	Fleet Operation Fund	290.00
2026-02-27	STEVENS CREEK TOYOTA	00592448	544369	LABOR - V3779	Fleet Operation Fund	290.00
				Total for Payment No.:		1,740.00

Payment No: 731932

Payment Date	Vendor Name	Voucher No.	Invoice No.	Description	Fund Code	Amount Paid
2026-02-13	NZILANI GLASS CONSERVATION,	00592305	22460	HARRIS LASS HOUSE DOUBLE-HUNG	Public Buildings	1,208.80
2026-02-13	NZILANI GLASS CONSERVATION,	00592306	22461	HARRIS LASS HOUSE DOUBLE-HUNG	Public Buildings	514.80
				Total for Payment No.:		1,723.60

Payment No: 036061

Payment Date	Vendor Name	Voucher No.	Invoice No.	Description	Fund Code	Amount Paid
2026-03-06	GARDENLAND POWER EQUIPMENT	00592822	1229688	POWER TOOLS	General Fund	1,690.95
2026-03-06	GARDENLAND POWER EQUIPMENT	00592864	1229689	MATERIALS - STREET	General Fund	26.32
				Total for Payment No.:		1,717.27

Payment No: 035947

Payment Date	Vendor Name	Voucher No.	Invoice No.	Description	Fund Code	Amount Paid
2026-02-20	UNITAS GLOBAL INC.	00591976	INV15050165	INTERNET SERVICES	Information Technology Service	1,710.28
				Total for Payment No.:		1,710.28

Payment No: 732022

Payment Date	Vendor Name	Voucher No.	Invoice No.	Description	Fund Code	Amount Paid
2026-02-20	ENGINEERS -CITY OF SANTA CLARA	00592837	01/18/26-02/14/26	UNION DUES B2603 & B2604	Payroll Liability&ClearingAcct	1,669.08
				Total for Payment No.:		1,669.08

Payment No: 731930

Payment Date	Vendor Name	Voucher No.	Invoice No.	Description	Fund Code	Amount Paid
2026-02-13	NAPA AUTO PARTS	00591243	065709	Parts V#3499	Fleet Operation Fund	160.80
2026-02-13	NAPA AUTO PARTS	00591244	065730	Parts V# Stock	Fleet Operation Fund	309.11
2026-02-13	NAPA AUTO PARTS	00591342	065801	Parts V# Stock	Fleet Operation Fund	11.45
2026-02-13	NAPA AUTO PARTS	00591343	065911	Parts V#3474	Fleet Operation Fund	529.58
2026-02-13	NAPA AUTO PARTS	00591381	063811	Parts V# Shop	Fleet Operation Fund	24.86
2026-02-13	NAPA AUTO PARTS	00591383	064005	Parts V# 2809	Fleet Operation Fund	5.30
2026-02-13	NAPA AUTO PARTS	00591387	064753	Parts V# Stock	Fleet Operation Fund	226.28
2026-02-13	NAPA AUTO PARTS	00591389	064898	Parts V#3599	Fleet Operation Fund	16.89
2026-02-13	NAPA AUTO PARTS	00591391	064969	Parts V#3604	Fleet Operation Fund	100.35
2026-02-13	NAPA AUTO PARTS	00591395	065129	Parts V#3604	Fleet Operation Fund	17.85
2026-02-13	NAPA AUTO PARTS	00591398	065250	Parts V#3549	Fleet Operation Fund	26.00
2026-02-13	NAPA AUTO PARTS	00591492	066174	Parts V# Stock	Fleet Operation Fund	151.21
2026-02-13	NAPA AUTO PARTS	00591493	066109	Parts V#3499	Fleet Operation Fund	37.09
				Total for Payment No.:		1,616.77

Payment No: 732307

Payment Date	Vendor Name	Voucher No.	Invoice No.	Description	Fund Code	Amount Paid
2026-03-06	ALBERT GONZALEZ	00593419	41785FEB2026	2025 CALCITIES ANNUAL CONF	General Fund	1,613.86
				Total for Payment No.:		1,613.86

Payment No: 731958

Payment Date	Vendor Name	Voucher No.	Invoice No.	Description	Fund Code	Amount Paid
2026-02-13	SUNNYVALE FORD	00591407	269210	Parts V#3573	Fleet Operation Fund	131.08
2026-02-13	SUNNYVALE FORD	00591408	269512	Parts V#3775	Vehicle Replacement Fund	19.22
2026-02-13	SUNNYVALE FORD	00591409	269512-1	Parts V#Shop	Fleet Operation Fund	44.84
2026-02-13	SUNNYVALE FORD	00591410	269596	Parts V#3165	Fleet Operation Fund	70.79

Payment Date	Vendor Name	Voucher No.	Invoice No.	Description	Fund Code	Amount Paid
2026-02-13	SUNNYVALE FORD	00591411	269664	Parts V# Stock	Fleet Operation Fund	180.58
2026-02-13	SUNNYVALE FORD	00591495	269960	Parts V# Stock	Fleet Operation Fund	117.15
2026-02-13	SUNNYVALE FORD	00591581	F0CS899631	Parts V#3257 WO#160133	Fleet Operation Fund	89.05
2026-02-13	SUNNYVALE FORD	00591581	F0CS899631	Labor V#3257 WO#160133	Fleet Operation Fund	80.00
2026-02-13	SUNNYVALE FORD	00591582	F0CS899632	Parts V#3677 WO#160132	Fleet Operation Fund	94.38
2026-02-13	SUNNYVALE FORD	00591582	F0CS899632	Labor V#3677 WO#160132	Fleet Operation Fund	80.00
2026-02-13	SUNNYVALE FORD	00591583	270053	Parts V#3529	Fleet Operation Fund	360.11
2026-02-13	SUNNYVALE FORD	00591583	270053	CORE PRICE AND CA BATTERY FEE	Fleet Operation Fund	22.00
2026-02-13	SUNNYVALE FORD	00591584	270041	Parts V#3528	Fleet Operation Fund	306.20
				Total for Payment No.:		1,595.40

Payment No: 732388

Payment Date	Vendor Name	Voucher No.	Invoice No.	Description	Fund Code	Amount Paid
2026-03-06	SANTA CLARA WEEKLY	00593305	1250278	LEGAL AD	General Fund	1,540.00
				Total for Payment No.:		1,540.00

Payment No: 035996

Payment Date	Vendor Name	Voucher No.	Invoice No.	Description	Fund Code	Amount Paid
2026-02-27	INDUSTRIAL SCIENTIFIC CORP	00593112	2893227	GAS MONITORING EQUIPMENT	Sewer Utility	1,536.18
				Total for Payment No.:		1,536.18

Payment No: 732154

Payment Date	Vendor Name	Voucher No.	Invoice No.	Description	Fund Code	Amount Paid
2026-02-27	JOHN M FILICE	00592927	62227-02 UTILITY REFUND	UTILITY REFUND	General Fund	1,520.59
				Total for Payment No.:		1,520.59

Payment No: 732208

Payment Date	Vendor Name	Voucher No.	Invoice No.	Description	Fund Code	Amount Paid
2026-02-27	CLAY PSYCHOTHERAPY	00590161	2025003	CLIENT# 2401 SESSIONS# 13-18	General Fund	1,500.00
				Total for Payment No.:		1,500.00

Payment No: 732083

Payment Date	Vendor Name	Voucher No.	Invoice No.	Description	Fund Code	Amount Paid
2026-02-20	SUNNYVALE FORD	00591861	270240	Parts V#3246	Fleet Operation Fund	124.29
2026-02-20	SUNNYVALE FORD	00592037	270274	Parts V#3323	Fleet Operation Fund	417.09
2026-02-20	SUNNYVALE FORD	00592038	270318	Parts V#3148	Fleet Operation Fund	271.71
2026-02-20	SUNNYVALE FORD	00592039	270299	Parts V#3840 ACQ	Vehicle Replacement Fund	450.63
2026-02-20	SUNNYVALE FORD	00592040	FOCS899309	Labor V#3531 WO#160064	Fleet Operation Fund	225.00
				Total for Payment No.:		1,488.72

Payment No: 732067

Payment Date	Vendor Name	Voucher No.	Invoice No.	Description	Fund Code	Amount Paid
2026-02-20	REED & GRAHAM INC	00591898	128094	MATERIALS - STREET	General Fund	980.68
2026-02-20	REED & GRAHAM INC	00591720	127121	MATERIALS - TRAFFIC	General Fund	80.66
2026-02-20	REED & GRAHAM INC	00591762	128011	MATERIALS - STREET	General Fund	424.62
				Total for Payment No.:		1,485.96

Payment No: 731911

Payment Date	Vendor Name	Voucher No.	Invoice No.	Description	Fund Code	Amount Paid
2026-02-13	FIRST SHIELD SECURITY AND	00592421	6721	COMMERCE PLAZA PATROL SERVICE	Public Buildings	725.00
2026-02-13	FIRST SHIELD SECURITY AND	00592422	6809	COMMERCE PLAZA PATROL SERVICE	Public Buildings	725.00
				Total for Payment No.:		1,450.00

Payment No: 732005

Payment Date	Vendor Name	Voucher No.	Invoice No.	Description	Fund Code	Amount Paid
2026-02-20	CDW GOVERNMENT	00592771	AH7V84T	CHIEF FUSION LARGE ADJUSTABLE	General Fund	347.50
2026-02-20	CDW GOVERNMENT	00592771	AH7V84T	STARTECH.COM HDMI OVER CAT6 EX	General Fund	146.18
2026-02-20	CDW GOVERNMENT	00592772	AH8EX8U	SAMSUNG 55" 4K UHD COMMERCIAL	General Fund	941.31
2026-02-20	CDW GOVERNMENT	00592772	AH8EX8U	RECYCLING FEE 35" AND OVER	General Fund	6.00
				Total for Payment No.:		1,440.99

Payment No: 732039

Payment Date	Vendor Name	Voucher No.	Invoice No.	Description	Fund Code	Amount Paid
2026-02-20	JACK DOHENY COMPANIES	00592660	279312	AS-NEEDED REPAIRS FOR CCTV SEW	Sewer Utility	1,073.19
2026-02-20	JACK DOHENY COMPANIES	00592660	279312	AS-NEEDED REPAIRS FOR CCTV SEW	Sewer Utility	350.00
				Total for Payment No.:		1,423.19

Payment No: 036006

Payment Date	Vendor Name	Voucher No.	Invoice No.	Description	Fund Code	Amount Paid
2026-02-27	MUNICIPAL MAINTENANCE EQUIPMNT	00592442	044896	LABOR/FREIGHT - V3119	Fleet Operation Fund	466.75
2026-02-27	MUNICIPAL MAINTENANCE EQUIPMNT	00592442	044896	PARTS - V3119	Fleet Operation Fund	909.29
				Total for Payment No.:		1,376.04

Payment No: 035897

Payment Date	Vendor Name	Voucher No.	Invoice No.	Description	Fund Code	Amount Paid
2026-02-20	CLEARBLU ENVIRONMENTAL	00592501	34968	LABOR, MAINTENANCE, AND AS-NEE	Fleet Operation Fund	1,010.93
2026-02-20	CLEARBLU ENVIRONMENTAL	00592501	34968	TAXABLE ITEMS (CONSUMABLES AND	Fleet Operation Fund	346.49
				Total for Payment No.:		1,357.42

Payment No: 036096

Payment Date	Vendor Name	Voucher No.	Invoice No.	Description	Fund Code	Amount Paid
2026-03-06	TONY JANOVICH	00593310	1006891	CHANGE ORDER #5: ADDITIONAL FU	General Fund	1,347.50
				Total for Payment No.:		1,347.50

Payment No: 732324

Payment Date	Vendor Name	Voucher No.	Invoice No.	Description	Fund Code	Amount Paid
2026-03-06	HEALTHINVEST HRA	00592616	32307JAN2026A	VEBA Cust Fee (Jan 2026)	General Fund	1,346.83
				Total for Payment No.:		1,346.83

Payment No: 732411

Payment Date	Vendor Name	Voucher No.	Invoice No.	Description	Fund Code	Amount Paid
2026-03-06	ZORO TOOLS INC.	00592893	INV18371464	BLADE BALANCER	General Fund	25.73
2026-03-06	ZORO TOOLS INC.	00592894	INV18373768	CAN LINERS	General Fund	72.03
2026-03-06	ZORO TOOLS INC.	00592897	INV18377304	KEYWAYS & BLANKS	General Fund	1,247.15
				Total for Payment No.:		1,344.91

Payment No: W26197

Payment Date	Vendor Name	Voucher No.	Invoice No.	Description	Fund Code	Amount Paid
2026-03-06	MISSIONSQUARE RETIREMENT	00593698	02/15/26-02/28/26A	WT: B2605 457 PLN CONTRIBUTION	Fringe Benefits	1,326.08
				Total for Payment No.:		1,326.08

Payment No: 732065

Payment Date	Vendor Name	Voucher No.	Invoice No.	Description	Fund Code	Amount Paid
2026-02-20	QUADIENT LEASING USA INC	00592807	Q2200947	QUADIENT iX-7DS MAILING SYSTEM	General Fund	1,303.60
				Total for Payment No.:		1,303.60

Payment No: 036054

Payment Date	Vendor Name	Voucher No.	Invoice No.	Description	Fund Code	Amount Paid
2026-03-06	CLEARBLU ENVIRONMENTAL	00593575	35227	LABOR, MAINTENANCE, AND AS-NEE	Fleet Operation Fund	1,010.93
2026-03-06	CLEARBLU ENVIRONMENTAL	00593575	35227	TAXABLE ITEMS (CONSUMABLES AND	Fleet Operation Fund	290.55
				Total for Payment No.:		1,301.48

Payment No: 732282

Payment Date	Vendor Name	Voucher No.	Invoice No.	Description	Fund Code	Amount Paid
2026-02-27	STEVENS CREEK XPRESS CAR WASH	00592167	27-533	Labor	Fleet Operation Fund	1,300.00
				Total for Payment No.:		1,300.00

Payment No: 036055

Payment Date	Vendor Name	Voucher No.	Invoice No.	Description	Fund Code	Amount Paid
2026-03-06	COAST COUNTIES TRUCK	00592665	0152518S	LABOR - V#3406 WO#159256	Fleet Operation Fund	643.33
2026-03-06	COAST COUNTIES TRUCK	00592670	01267183P	CREDIT FOR 01266426P	Fleet Operation Fund	-2,594.75
2026-03-06	COAST COUNTIES TRUCK	00592676	01267226P	CREDIT FOR 01266596P	Fleet Operation Fund	-312.82
2026-03-06	COAST COUNTIES TRUCK	00592677	01267570P	PARTS - V#3318	Fleet Operation Fund	691.95
2026-03-06	COAST COUNTIES TRUCK	00592678	01267689P	PARTS - V#3147	Fleet Operation Fund	35.71
2026-03-06	COAST COUNTIES TRUCK	00592665	0152518S	PARTS - V#3406 WO#159256	Fleet Operation Fund	239.78
2026-03-06	COAST COUNTIES TRUCK	00592669	01266426P	WRONG INVOICE - TO BE CREDITED	Fleet Operation Fund	2,594.75
				Total for Payment No.:		1,297.95

Payment No: 731947

Payment Date	Vendor Name	Voucher No.	Invoice No.	Description	Fund Code	Amount Paid
2026-02-13	SAFETY-KLEEN SYSTEMS INC	00591323	98926526	PARTS WASHER	General Fund	819.99
2026-02-13	SAFETY-KLEEN SYSTEMS INC	00591347	98974456	HAZ-MAT	Fleet Operation Fund	475.00
				Total for Payment No.:		1,294.99

Payment No: 731966

Payment Date	Vendor Name	Voucher No.	Invoice No.	Description	Fund Code	Amount Paid
2026-02-13	ZORO TOOLS INC.	00591313	INV18187743	RAZOR TRIMMER	General Fund	223.65
2026-02-13	ZORO TOOLS INC.	00591317	INV18180359	PAINTING TOOLS	General Fund	188.41
2026-02-13	ZORO TOOLS INC.	00591318	INV18179760	SHOP ACCESSORIES	General Fund	183.82
2026-02-13	ZORO TOOLS INC.	00591319	INV18177876	BATTERY CHARGER	General Fund	310.33
2026-02-13	ZORO TOOLS INC.	00591503	INV18211624	PAINT CAN OPENERS	General Fund	71.91
2026-02-13	ZORO TOOLS INC.	00591504	INV18211623	FLEX TAPE	General Fund	130.87
2026-02-13	ZORO TOOLS INC.	00591505	INV18199535	TRASH CANS	General Fund	72.03
2026-02-13	ZORO TOOLS INC.	00591506	INV18192410	TOILET PLUNGER	General Fund	90.79
				Total for Payment No.:		1,271.81

Payment No: 035975

Payment Date	Vendor Name	Voucher No.	Invoice No.	Description	Fund Code	Amount Paid
2026-02-27	CINTAS CORP #630	00592241	4258012832	WTR UNIFORM SVC JAN 2026	Water Utility	458.18
2026-02-27	CINTAS CORP #630	00591462	4257803686	UNIFORMS	General Fund	56.11
2026-02-27	CINTAS CORP #630	00592136	4258563938	UNIFORM SERVICES	General Fund	69.40
2026-02-27	CINTAS CORP #630	00592241	4258012832	SWR UNIFORM SVC JAN 2026	Sewer Utility	193.69
2026-02-27	CINTAS CORP #630	00592135	4258731360	Uniform	Fleet Operation Fund	411.03
2026-02-27	CINTAS CORP #630	00592135	4258731360	Safewasher SVC	Fleet Operation Fund	72.04
				Total for Payment No.:		1,260.45

Payment No: 732325

Payment Date	Vendor Name	Voucher No.	Invoice No.	Description	Fund Code	Amount Paid
2026-03-06	NATL RECREATION & PARK ASSOC	00592734	1930FEB2026	NRPA Premier Package	General Fund	1,260.00
				Total for Payment No.:		1,260.00

Payment No: 732133

Payment Date	Vendor Name	Voucher No.	Invoice No.	Description	Fund Code	Amount Paid
2026-02-27	MARGUERITE MALLOY	00593053	41807JAN2026	TRAVEL REIMBURSEMENT MONTEREY	General Fund	1,252.64
				Total for Payment No.:		1,252.64

Payment No: 732046

Payment Date	Vendor Name	Voucher No.	Invoice No.	Description	Fund Code	Amount Paid
2026-02-20	MAZE & ASSOC	00592711	54720	CITY MANAGER	General Fund	1,238.00
				Total for Payment No.:		1,238.00

Payment No: 035848

Payment Date	Vendor Name	Voucher No.	Invoice No.	Description	Fund Code	Amount Paid
2026-02-13	MT TIRE SERVICE, LLC	00592227	37915	TIRES	Fleet Operation Fund	611.10
2026-02-13	MT TIRE SERVICE, LLC	00592227	37915	CA TIRE TAX	Fleet Operation Fund	7.00
2026-02-13	MT TIRE SERVICE, LLC	00592229	38000	TIRES	Fleet Operation Fund	419.04
2026-02-13	MT TIRE SERVICE, LLC	00592229	38000	CA TIRE TAX	Fleet Operation Fund	7.00
2026-02-13	MT TIRE SERVICE, LLC	00592228	37979	TIRES	Fleet Operation Fund	201.88
2026-02-13	MT TIRE SERVICE, LLC	00592228	37979	CA TIRE TAX	Fleet Operation Fund	1.75
				Total for Payment No.:		1,247.77

Payment No: 035977

Payment Date	Vendor Name	Voucher No.	Invoice No.	Description	Fund Code	Amount Paid
2026-02-27	COMCAST	00593060	1/23/26AC8155400650182213	FIRE 1990 WALSH AVE	General Fund	128.89
2026-02-27	COMCAST	00593060	1/23/26AC8155400650182213	FIRE 1177 ALVISO ST	General Fund	62.50
2026-02-27	COMCAST	00593060	1/23/26AC8155400650182213	SR CNTR 1303 FREMONT ST	General Fund	150.11
2026-02-27	COMCAST	00593060	1/23/26AC8155400650182213	PARK TEEN 2446 CABRILLO AVE	General Fund	306.72
2026-02-27	COMCAST	00593060	1/23/26AC8155400650182	PD 601 EL CAMINO REAL	General Fund	289.86

Payment Date	Vendor Name	Voucher No.	Invoice No.	Description	Fund Code	Amount Paid
			213			
2026-02-27	COMCAST	00593060	1/23/26AC8155400650182 213	PD 3992 RIVERMARK PLZ	General Fund	30.22
2026-02-27	COMCAST	00593060	1/23/26AC8155400650182 213	CH 1500 WARBURTON AVE	Information Technology Service	228.79
2026-02-27	COMCAST	00593060	1/23/26AC8155400650182 213	IT 1405 CIVIC CNTR DR	Information Technology Service	46.82
				Total for Payment No.:		1,243.91

Payment No: 035970

Payment Date	Vendor Name	Voucher No.	Invoice No.	Description	Fund Code	Amount Paid
2026-02-27	CA DEPT OF JUSTICE	00592218	016776	DOJ Fingerprinting (Reg)	General Fund	882.00
2026-02-27	CA DEPT OF JUSTICE	00592218	016776	DOJ Fingerprinting (Parks-Vol)	General Fund	343.00
				Total for Payment No.:		1,225.00

Payment No: 732191

Payment Date	Vendor Name	Voucher No.	Invoice No.	Description	Fund Code	Amount Paid
2026-02-27	BAKER SUPPLIES AND REPAIRS	00592440	944759	LABOR / ENVIRONMENTAL FEE	Fleet Operation Fund	360.00
2026-02-27	BAKER SUPPLIES AND REPAIRS	00592440	944759	PARTS - V3759	Fleet Operation Fund	860.00
				Total for Payment No.:		1,220.00

Payment No: 732313

Payment Date	Vendor Name	Voucher No.	Invoice No.	Description	Fund Code	Amount Paid
2026-03-06	LUIS AMEZCUA	00593422	41776JAN2026	HARRIS CUSTOMER TRAINING CONF	General Fund	1,215.06
				Total for Payment No.:		1,215.06

Payment No: 732184

Payment Date	Vendor Name	Voucher No.	Invoice No.	Description	Fund Code	Amount Paid
2026-02-27	AMAZON CAPITAL SERVICES, INC.	00592202	1LNH-NG1H-4H7R	1235 AD MCD	General Fund	918.10

Payment Date	Vendor Name	Voucher No.	Invoice No.	Description	Fund Code	Amount Paid
2026-02-27	AMAZON CAPITAL SERVICES, INC.	00592202	1LNH-NG1H-4H7R	1236 JUV BK	General Fund	10.90
2026-02-27	AMAZON CAPITAL SERVICES, INC.	00592202	1LNH-NG1H-4H7R	1233 JUV BK	General Fund	27.28
2026-02-27	AMAZON CAPITAL SERVICES, INC.	00592202	1LNH-NG1H-4H7R	SUPPLIES	General Fund	70.47
2026-02-27	AMAZON CAPITAL SERVICES, INC.	00592202	1LNH-NG1H-4H7R	SHIPPING AND HANDLING TAXABLE	General Fund	23.94
2026-02-27	AMAZON CAPITAL SERVICES, INC.	00592202	1LNH-NG1H-4H7R	1241 AD BK	General Fund	139.23
				Total for Payment No.:		1,189.92

Payment No: 036066

Payment Date	Vendor Name	Voucher No.	Invoice No.	Description	Fund Code	Amount Paid
2026-03-06	[redacted]	[redacted]	[redacted]	LEGAL SERVICES	[redacted]	[redacted]
				Total for Payment No.:		1,185.00

Payment No: 732352

Payment Date	Vendor Name	Voucher No.	Invoice No.	Description	Fund Code	Amount Paid
2026-03-06	FAST UNDERCAR SANTA CLARA	00592684	24280	PARTS - STOCK	Fleet Operation Fund	785.68
2026-03-06	FAST UNDERCAR SANTA CLARA	00592684	24280	CA BATTERY FEE	Fleet Operation Fund	6.00
2026-03-06	FAST UNDERCAR SANTA CLARA	00592685	24389	PARTS - V#3297	Fleet Operation Fund	162.47
2026-03-06	FAST UNDERCAR SANTA CLARA	00592686	24549	PARTS - V#3516	Fleet Operation Fund	206.97
2026-03-06	FAST UNDERCAR SANTA CLARA	00592690	24915	PARTS - V#3780	Fleet Operation Fund	3.01
				Total for Payment No.:		1,164.13

Payment No: 731952

Payment Date	Vendor Name	Voucher No.	Invoice No.	Description	Fund Code	Amount Paid
2026-02-13	SANTA CLARA MUFFLERS	00591579	10178	FR Susp/Align V#3369 WO#160108	Fleet Operation Fund	504.00
2026-02-13	SANTA CLARA MUFFLERS	00591580	10179	Labor/Align V#3185 WO#160113	Fleet Operation Fund	636.00
				Total for Payment No.:		1,140.00

Payment No: 732393

Payment Date	Vendor Name	Voucher No.	Invoice No.	Description	Fund Code	Amount Paid
2026-03-06	STEVEN DOLEZAL	00592733	01-26	Psych Services	General Fund	1,140.00
				Total for Payment No.:		1,140.00

Payment No: 732356

Payment Date	Vendor Name	Voucher No.	Invoice No.	Description	Fund Code	Amount Paid
2026-03-06	FREMONT FORD	00592694	460790	LABOR - V#3405 WO#160119	Fleet Operation Fund	303.52
2026-03-06	FREMONT FORD	00592694	460790	PARTS - V#3405 WO#160119	Fleet Operation Fund	110.11
2026-03-06	FREMONT FORD	00592695	460791	LABOR - V#3515 WO#160123	Fleet Operation Fund	590.00
2026-03-06	FREMONT FORD	00592695	460791	PARTS - V#3515 WO#160123	Fleet Operation Fund	118.61
				Total for Payment No.:		1,122.24

Payment No: 732245

Payment Date	Vendor Name	Voucher No.	Invoice No.	Description	Fund Code	Amount Paid
2026-02-27	LINCOLN AQUATICS	00592539	36176192	LIQUID CHLORINE	General Fund	615.47
2026-02-27	LINCOLN AQUATICS	00592548	36176172	HEAD PUMP	General Fund	497.61
				Total for Payment No.:		1,113.08

Payment No: 036068

Payment Date	Vendor Name	Voucher No.	Invoice No.	Description	Fund Code	Amount Paid
2026-03-06	GRANITE CONSTRUCTION CO	00592862	3143474	MATERIALS - STREET	General Fund	318.47
2026-03-06	GRANITE CONSTRUCTION CO	00592862	3143474	ENVIRONMENTAL FEE	General Fund	16.37
2026-03-06	GRANITE CONSTRUCTION CO	00592860	3141729	MATERIALS - STREET	General Fund	752.18
2026-03-06	GRANITE CONSTRUCTION CO	00592860	3141729	ENVIRONMENTAL FEE	General Fund	16.37
				Total for Payment No.:		1,103.39

Payment No: 732043

Payment Date	Vendor Name	Voucher No.	Invoice No.	Description	Fund Code	Amount Paid
2026-02-20	LANGUAGE LINE SOLUTIONS	00591985	11841783	LANGUAGE LINE SVCS JAN 2026	Information Technology Service	1,078.92
				Total for Payment No.:		1,078.92

Payment No: 732034

Payment Date	Vendor Name	Voucher No.	Invoice No.	Description	Fund Code	Amount Paid
2026-02-20	HOME DEPOT SUPPLY	00592552	9245367830	JANITORIAL SUPPLIES	General Fund	568.76
2026-02-20	HOME DEPOT SUPPLY	00592555	9245367831	JANITORIAL SUPPLIES	General Fund	401.35
2026-02-20	HOME DEPOT SUPPLY	00592558	9245442898	JANITORIAL SUPPLIES	General Fund	106.19
				Total for Payment No.:		1,076.30

Payment No: 732131

Payment Date	Vendor Name	Voucher No.	Invoice No.	Description	Fund Code	Amount Paid
2026-02-27	JONATHAN HEMENEZ	00593052	25775JAN2026	HAZMAT TRAINING REIMBURSEMENT	General Fund	206.00
2026-02-27	JONATHAN HEMENEZ	00593052	25775JAN2026	2A TRAINING REIMBURSEMENT	General Fund	450.00
2026-02-27	JONATHAN HEMENEZ	00593052	25775JAN2026	2B TRAINING REIMBURSEMENT	General Fund	400.00
				Total for Payment No.:		1,056.00

Payment No: 731945

Payment Date	Vendor Name	Voucher No.	Invoice No.	Description	Fund Code	Amount Paid
2026-02-13	RR DONNELLEY	00591248	457590938	2025 PRESSURE SEAL W2 FORMS	General Fund	756.32
2026-02-13	RR DONNELLEY	00591248	457590938	2025 PRESSURE SEAL 1095C FORMS	General Fund	297.88
				Total for Payment No.:		1,054.20

Payment No: 732122

Payment Date	Vendor Name	Voucher No.	Invoice No.	Description	Fund Code	Amount Paid
2026-02-20	ZORO TOOLS INC.	00592091	INV18261995	PLASTIC TRASH CANS	General Fund	302.51

Payment Date	Vendor Name	Voucher No.	Invoice No.	Description	Fund Code	Amount Paid
2026-02-20	ZORO TOOLS INC.	00592092	INV18267197	NITRILE GLOVES	General Fund	182.94
2026-02-20	ZORO TOOLS INC.	00592093	INV18264131	HAND CLEANER	General Fund	115.66
2026-02-20	ZORO TOOLS INC.	00592094	INV18261534	HEDGE SHEAR	General Fund	70.14
2026-02-20	ZORO TOOLS INC.	00591923	INV18247184	VARIOUS TOOLS	General Fund	112.61
2026-02-20	ZORO TOOLS INC.	00591924	INV18250701	PLUNGERS	General Fund	25.98
2026-02-20	ZORO TOOLS INC.	00591925	INV18253427	TYVEK COVER	General Fund	235.70
				Total for Payment No.:		1,045.54

Payment No: 732078

Payment Date	Vendor Name	Voucher No.	Invoice No.	Description	Fund Code	Amount Paid
2026-02-20	SMART CITY NETWORKS, L.P.	00592632	070-001-01-2026	IT SVC FEES 01/26-03/26	Deposit Funds.	1,044.00
				Total for Payment No.:		1,044.00

Payment No: 732192

Payment Date	Vendor Name	Voucher No.	Invoice No.	Description	Fund Code	Amount Paid
2026-02-27	BAY CITY BOILER & ENGINEERING	00592151	41500	Pool Boiler Inspection	General Fund	1,027.52
				Total for Payment No.:		1,027.52

Payment No: 035978

Payment Date	Vendor Name	Voucher No.	Invoice No.	Description	Fund Code	Amount Paid
2026-02-27	COUNTY OF SANTA CLARA OFFICE OF SHERIFF	00592269	1800096731	SRT TRAINING, RANGE	General Fund	1,000.00
				Total for Payment No.:		1,000.00

Payment No: 731972

Payment Date	Vendor Name	Voucher No.	Invoice No.	Description	Fund Code	Amount Paid
2026-02-20	NICOLE DIANE MORALES	00592714	012	UTILITY BOX ART FOR TRAFFIC BO	General Fund	1,000.00
				Total for Payment No.:		1,000.00

Payment No: 732189

Payment Date	Vendor Name	Voucher No.	Invoice No.	Description	Fund Code	Amount Paid
2026-02-27	ANDREA WEICKER	00591422	0001	CLIENT 1960 SESSIONS 1-5 (CY25	General Fund	1,000.00
				Total for Payment No.:		1,000.00

Payment No: 732059

Payment Date	Vendor Name	Voucher No.	Invoice No.	Description	Fund Code	Amount Paid
2026-02-20	PESTEC	00592823	380235	BURROWING ANIMAL CONTROL SERVI	Solid Waste Utility-Constructi	1,000.00
				Total for Payment No.:		1,000.00

Payment No: 732030

Payment Date	Vendor Name	Voucher No.	Invoice No.	Description	Fund Code	Amount Paid
2026-02-20	GRANICUS LLC	00592637	221713	DM-ACTION 12/25 - 06/26	Deposit Funds.	997.49
				Total for Payment No.:		997.49

Payment No: 731900

Payment Date	Vendor Name	Voucher No.	Invoice No.	Description	Fund Code	Amount Paid
2026-02-13	AT&T CALNET	00591356	000024710610	TASMAN GARAGE LANDLINES	General Fund	991.07
				Total for Payment No.:		991.07

Payment No: 732380

Payment Date	Vendor Name	Voucher No.	Invoice No.	Description	Fund Code	Amount Paid
2026-03-06	REGENTS OF THE UNIV OF CALIF	00593297	IN00442149	LEGAL REFERENCES OCT 25	General Fund	401.44
2026-03-06	REGENTS OF THE UNIV OF CALIF	00593298	IN00443457	LEGAL REFERENCES OCT 25	General Fund	588.04
				Total for Payment No.:		989.48

Payment No: 732061

Payment Date	Vendor Name	Voucher No.	Invoice No.	Description	Fund Code	Amount Paid
2026-02-20	PINE CONE LUMBER CO	00592088	303152	LUMBER	General Fund	227.29

Payment Date	Vendor Name	Voucher No.	Invoice No.	Description	Fund Code	Amount Paid
2026-02-20	PINE CONE LUMBER CO	00591768	302599	LUMBER	General Fund	744.17
2026-02-20	PINE CONE LUMBER CO	00591768	302599	CA LPA 1%	General Fund	6.35
				Total for Payment No.:		977.81

Payment No: 732394

Payment Date	Vendor Name	Voucher No.	Invoice No.	Description	Fund Code	Amount Paid
2026-03-06	STEVENS CREEK HYUNDAI	00592720	15956	PARTS - V#3648	Fleet Operation Fund	949.71
				Total for Payment No.:		949.71

Payment No: 731925

Payment Date	Vendor Name	Voucher No.	Invoice No.	Description	Fund Code	Amount Paid
2026-02-13	LEILA ZWELLING	00591426	3	CLIENT 9744 SESSIONS 1-4	General Fund	940.00
				Total for Payment No.:		940.00

Payment No: 732351

Payment Date	Vendor Name	Voucher No.	Invoice No.	Description	Fund Code	Amount Paid
2026-03-06	EVERON LLC	00593633	159741042	SVCS FROM 10/25/25-11/24/25	Public Buildings	180.89
2026-03-06	EVERON LLC	00593634	159906507	SVCS FROM 11/25/25-12/24/25	Public Buildings	180.89
2026-03-06	EVERON LLC	00593635	160074917	SVCS FROM 12/24/25-1/24/26	Public Buildings	192.45
2026-03-06	EVERON LLC	00593636	160234183	SVCS FROM 1/24/26-2/24/26	Public Buildings	192.45
2026-03-06	EVERON LLC	00593637	160403472	SVCS FROM 2/24/26-3/24/26	Public Buildings	192.45
				Total for Payment No.:		939.13

Payment No: 732101

Payment Date	Vendor Name	Voucher No.	Invoice No.	Description	Fund Code	Amount Paid
2026-02-20	VERIZON WIRELESS	00591953	6134299408	FIRE CRRD WIRELESS	General Fund	153.47
2026-02-20	VERIZON WIRELESS	00591953	6134299408	FIRE CRRD WIRELESS	Fire CUPA program Fund	185.60

Payment Date	Vendor Name	Voucher No.	Invoice No.	Description	Fund Code	Amount Paid
2026-02-20	VERIZON WIRELESS	00591953	6134299408	FIRE CRRD WIRELESS	General Fund	278.40
2026-02-20	VERIZON WIRELESS	00591953	6134299408	FIRE RADIOS	General Fund	76.02
2026-02-20	VERIZON WIRELESS	00591953	6134299408	FIRE CRRD WIRELESS	Fire New Dvlpmnt Srvc Fee	232.00
				Total for Payment No.:		925.49

Payment No: 732050

Payment Date	Vendor Name	Voucher No.	Invoice No.	Description	Fund Code	Amount Paid
2026-02-20	MOUNTAIN VIEW GARDEN CENTER	00591747	119203	MATERIALS - P&B	General Fund	916.00
				Total for Payment No.:		916.00

Payment No: 732100

Payment Date	Vendor Name	Voucher No.	Invoice No.	Description	Fund Code	Amount Paid
2026-02-20	VERIZON WIRELESS	00591952	6131793202	FIRE CRRD WIRELESS	General Fund	139.17
2026-02-20	VERIZON WIRELESS	00591952	6131793202	FIRE CRRD WIRELESS	Fire CUPA program Fund	185.56
2026-02-20	VERIZON WIRELESS	00591952	6131793202	FIRE CRRD WIRELESS	General Fund	278.34
2026-02-20	VERIZON WIRELESS	00591952	6131793202	FIRE RADIOS	General Fund	76.02
2026-02-20	VERIZON WIRELESS	00591952	6131793202	FIRE CRRD WIRELESS	Fire New Dvlpmnt Srvc Fee	231.95
				Total for Payment No.:		911.04

Payment No: 036025

Payment Date	Vendor Name	Voucher No.	Invoice No.	Description	Fund Code	Amount Paid
2026-02-27	TIFCO INDUSTRIES	00592164	72163296	Parts V#Shop	Fleet Operation Fund	901.61
				Total for Payment No.:		901.61

Payment No: 035825

Payment Date	Vendor Name	Voucher No.	Invoice No.	Description	Fund Code	Amount Paid
2026-02-13	CSG CONSULTANTS INC	00591471	64434	LS SERVICES TO#1	General Fund	882.00
				Total for Payment No.:		882.00

Payment No: 732260

Payment Date	Vendor Name	Voucher No.	Invoice No.	Description	Fund Code	Amount Paid
2026-02-27	PACIFIC COAST FLAG	00592413	36298	FLAGS FOR NORTHSIDE BRANCH	General Fund	417.78
2026-02-27	PACIFIC COAST FLAG	00592413	36298	FLAGS FOR MISSION BRANCH	General Fund	459.56
				Total for Payment No.:		877.34

Payment No: 731896

Payment Date	Vendor Name	Voucher No.	Invoice No.	Description	Fund Code	Amount Paid
2026-02-13	ALTEC INDUSTRIES INC	00591239	13413232	Parts V#3572	Fleet Operation Fund	872.65
				Total for Payment No.:		872.65

Payment No: 035919

Payment Date	Vendor Name	Voucher No.	Invoice No.	Description	Fund Code	Amount Paid
2026-02-20	JP GRAPHICS INC	00591897	109108	TOW AWAY SIGNS - STREET	General Fund	862.09
				Total for Payment No.:		862.09

Payment No: 732021

Payment Date	Vendor Name	Voucher No.	Invoice No.	Description	Fund Code	Amount Paid
2026-02-20	EDWARD R BACON CO INC	00591737	41339	RAMBO PUMP SYSTEM DIAGNOSTIC	Storm Drain	850.00
				Total for Payment No.:		850.00

Payment No: 731993

Payment Date	Vendor Name	Voucher No.	Invoice No.	Description	Fund Code	Amount Paid
2026-02-20	A TOOL SHED	00591773	1778585-4	SKIDSTEER RENTAL	General Fund	690.00
2026-02-20	A TOOL SHED	00591773	1778585-4	EPP	General Fund	82.80

Payment Date	Vendor Name	Voucher No.	Invoice No.	Description	Fund Code	Amount Paid
2026-02-20	A TOOL SHED	00591773	1778585-4	ENVIRO FEE	General Fund	20.70
2026-02-20	A TOOL SHED	00591773	1778585-4	REFUELING FEE	General Fund	42.00
				Total for Payment No.:		835.50

Payment No: 731986

Payment Date	Vendor Name	Voucher No.	Invoice No.	Description	Fund Code	Amount Paid
2026-02-20	US TREASURY	00592834	02/01/26-02/14/26ND	WAGE ATTACHMENT B2604	Payroll Liability&ClearingAcct	834.60
				Total for Payment No.:		834.60

Payment No: 732367

Payment Date	Vendor Name	Voucher No.	Invoice No.	Description	Fund Code	Amount Paid
2026-03-06	KONE INC	00592878	1159087126	TASMAN	General Fund	342.57
				Total for Payment No.:		342.57

Payment No: W26188

Payment Date	Vendor Name	Voucher No.	Invoice No.	Description	Fund Code	Amount Paid
2026-02-20	MISSIONSQUARE RETIREMENT	00592849	02/01/26-02/14/26A	WT: B2604 457 PLN CONTRIBUTION	Fringe Benefits	828.40
				Total for Payment No.:		828.40

Payment No: 035849

Payment Date	Vendor Name	Voucher No.	Invoice No.	Description	Fund Code	Amount Paid
2026-02-13	MUNICIPAL MAINTENANCE EQUIPMNT	00591242	044320	Parts V#3599	Fleet Operation Fund	807.25
				Total for Payment No.:		807.25

Payment No: 732142

Payment Date	Vendor Name	Voucher No.	Invoice No.	Description	Fund Code	Amount Paid
2026-02-27	BROOKS JEWELERS	00592920	23844-01 UTILITY REFUND	UTILITY REFUND	General Fund	800.00

Payment Date	Vendor Name	Voucher No.	Invoice No.	Description	Fund Code	Amount Paid
				Total for Payment No.:		800.00

Payment No: 036049

Payment Date	Vendor Name	Voucher No.	Invoice No.	Description	Fund Code	Amount Paid
2026-03-06	CINTAS CORP #630	00592827	4259503086	2026 FEB WATER UNIFORM SERVICE	Water Utility	452.25
2026-03-06	CINTAS CORP #630	00592856	4259292540	UNIFORM SERVICES	General Fund	69.40
2026-03-06	CINTAS CORP #630	00592857	4260106989	UNIFORM SERVICES	General Fund	69.40
2026-03-06	CINTAS CORP #630	00592827	4259503086	2026 FEB SEWER UNIFORM SERVICE	Sewer Utility	205.80
				Total for Payment No.:		796.85

Payment No: 732343

Payment Date	Vendor Name	Voucher No.	Invoice No.	Description	Fund Code	Amount Paid
2026-03-06	D&M TRAFFIC SERVICES	00593661	578092	PAINT, MARKING, GREEN. AERVOE	Water Utility	235.71
2026-03-06	D&M TRAFFIC SERVICES	00593661	578092	PAINT, MARKING, PURPLE. AERVOE	Water Utility	157.14
2026-03-06	D&M TRAFFIC SERVICES	00593661	578092	PAINT, MARKING, WHITE. AERVOE	Water Utility	235.71
2026-03-06	D&M TRAFFIC SERVICES	00593661	578092	PAINT, MARKING, BLUE. AERVOE #	Water Utility	157.14
				Total for Payment No.:		785.70

Payment No: 732396

Payment Date	Vendor Name	Voucher No.	Invoice No.	Description	Fund Code	Amount Paid
2026-03-06	SUNNYVALE FORD	00592726	270566	PARTS - STOCK	Fleet Operation Fund	180.58
2026-03-06	SUNNYVALE FORD	00592727	270594	PARTS - V#3118	Fleet Operation Fund	358.80
2026-03-06	SUNNYVALE FORD	00592728	270669	PARTS - SHOP	Fleet Operation Fund	81.32
2026-03-06	SUNNYVALE FORD	00592729	270771	PARTS - V#3484	Fleet Operation Fund	156.63
				Total for Payment No.:		777.33

Payment No: 035867

Payment Date	Vendor Name	Voucher No.	Invoice No.	Description	Fund Code	Amount Paid
2026-02-13	UNITY COURIER SERVICE INC	00591446	44800	LINK + DELIVERY	General Fund	257.52
2026-02-13	UNITY COURIER SERVICE INC	00591215	43843	LINK + DELIVERY	General Fund	257.52
2026-02-13	UNITY COURIER SERVICE INC	00591217	44335	LINK + DELIVERY	General Fund	257.52
				Total for Payment No.:		772.56

Payment No: 732284

Payment Date	Vendor Name	Voucher No.	Invoice No.	Description	Fund Code	Amount Paid
2026-02-27	SUNNYVALE FORD	00592162	270379	Parts V#2975	Fleet Operation Fund	139.64
2026-02-27	SUNNYVALE FORD	00592161	270420	Parts V# 3118	Fleet Operation Fund	628.70
				Total for Payment No.:		768.34

Payment No: 732141

Payment Date	Vendor Name	Voucher No.	Invoice No.	Description	Fund Code	Amount Paid
2026-02-27	BRE JUPITER C2 WEST CA OWNER	00592918	18029-08 UTILITY REFUND	UTILITY REFUND	General Fund	766.00
				Total for Payment No.:		766.00

Payment No: 732017

Payment Date	Vendor Name	Voucher No.	Invoice No.	Description	Fund Code	Amount Paid
2026-02-20	DARRYL PANG	00591772	260131SCPD	Polygrapgh Tests	General Fund	750.00
				Total for Payment No.:		750.00

Payment No: 732218

Payment Date	Vendor Name	Voucher No.	Invoice No.	Description	Fund Code	Amount Paid
2026-02-27	ELIZABETH RAWSON, MD	00592488	467-8	CLIENT# 467 SESSION 1-3	General Fund	750.00
				Total for Payment No.:		750.00

Payment No: 732063

Payment Date	Vendor Name	Voucher No.	Invoice No.	Description	Fund Code	Amount Paid
2026-02-20	PRODIGY PRESS INC	00592049	93999	2025 SVP PRINTING	General Fund	137.51
2026-02-20	PRODIGY PRESS INC	00592049	93999	2025 ACFR PRINTING	General Fund	602.39
				Total for Payment No.:		739.90

Payment No: 035876

Payment Date	Vendor Name	Voucher No.	Invoice No.	Description	Fund Code	Amount Paid
2026-02-20	CITY OF SANTA CLARA UNIT 9	00592840	01/18/26-02/14/26	UNION DUES B2603 & B2604	Payroll Liability&ClearingAcct	730.00
				Total for Payment No.:		730.00

Payment No: 035904

Payment Date	Vendor Name	Voucher No.	Invoice No.	Description	Fund Code	Amount Paid
2026-02-20	DIANNE ANCONA	00591957	001357-202601	CLIENT 001357 SESSION 22 CY25	General Fund	225.00
2026-02-20	DIANNE ANCONA	00591957	001357-202601	CLIENT 001357 SESSION 1-2 CY26	General Fund	500.00
				Total for Payment No.:		725.00

Payment No: 035891

Payment Date	Vendor Name	Voucher No.	Invoice No.	Description	Fund Code	Amount Paid
2026-02-20	BOUND TREE MEDICAL LLC	00591857	86066114	MCI EMS SUPPLIES	General Fund	635.61
2026-02-20	BOUND TREE MEDICAL LLC	00591922	86084611	MCI TRAILER EMS SUPPLIES	General Fund	18.30
2026-02-20	BOUND TREE MEDICAL LLC	00591857	86066114	MCI EMS SUPPLIES	General Fund	70.95
				Total for Payment No.:		724.86

Payment No: 732080

Payment Date	Vendor Name	Voucher No.	Invoice No.	Description	Fund Code	Amount Paid
2026-02-20	[redacted]	[redacted]	[redacted]	LEGAL SERVICES	[redacted]	[redacted]
				Total for Payment No.:		72.00

Payment No: 035863

Payment Date	Vendor Name	Voucher No.	Invoice No.	Description	Fund Code	Amount Paid
2026-02-13	SMITH-EMERY OF SAN FRANCISCO,	00592163	747761-7	CHANGE ORDER #1 SPECIAL INSPEC	PW Capital Proj ManagementFund	715.00
				Total for Payment No.:		715.00

Payment No: 732286

Payment Date	Vendor Name	Voucher No.	Invoice No.	Description	Fund Code	Amount Paid
2026-02-27	TELEPATH CORPORATION	00591966	SI-269727	Monthly WACE Airtime	General Fund	350.00
2026-02-27	TELEPATH CORPORATION	00591967	SI-269804	Monthly WAVE Airtime	General Fund	350.00
				Total for Payment No.:		700.00

Payment No: 731815

Payment Date	Vendor Name	Voucher No.	Invoice No.	Description	Fund Code	Amount Paid
2026-02-13	KIMS BUSINESS MACHINES	00591330	5762	IBM WHEELWRITER SERVICE	Cemetery	560.64
2026-02-13	KIMS BUSINESS MACHINES	00591330	5762	PARTS	Cemetery	129.05
				Total for Payment No.:		689.69

Payment No: 035884

Payment Date	Vendor Name	Voucher No.	Invoice No.	Description	Fund Code	Amount Paid
2026-02-20	AIRGAS USA, LLC	00591856	9168801791	MEDICAL OXYGEN	General Fund	688.16
				Total for Payment No.:		688.16

Payment No: 035931

Payment Date	Vendor Name	Voucher No.	Invoice No.	Description	Fund Code	Amount Paid
2026-02-20	MT TIRE SERVICE, LLC	00592503	37914	TIRE MAINTENANCE AND REPAIR SE	Fleet Operation Fund	100.00
2026-02-20	MT TIRE SERVICE, LLC	00592504	37916	TIRE MAINTENANCE AND REPAIR SE	Fleet Operation Fund	60.00
2026-02-20	MT TIRE SERVICE, LLC	00592505	37917	TIRE MAINTENANCE AND REPAIR SE	Fleet Operation Fund	120.00

Payment Date	Vendor Name	Voucher No.	Invoice No.	Description	Fund Code	Amount Paid
2026-02-20	MT TIRE SERVICE, LLC	00592506	37918	TIRE MAINTENANCE AND REPAIR SE	Fleet Operation Fund	60.00
2026-02-20	MT TIRE SERVICE, LLC	00592507	37919	TIRE MAINTENANCE AND REPAIR SE	Fleet Operation Fund	100.00
2026-02-20	MT TIRE SERVICE, LLC	00592508	37961	TIRE MAINTENANCE AND REPAIR SE	Fleet Operation Fund	120.00
2026-02-20	MT TIRE SERVICE, LLC	00592509	37980	TIRE MAINTENANCE AND REPAIR SE	Fleet Operation Fund	125.00
				Total for Payment No.:		685.00

Payment No: 036023

Payment Date	Vendor Name	Voucher No.	Invoice No.	Description	Fund Code	Amount Paid
2026-02-27	SUMMIT UNIFORMS	00592254	37044	HNT pants	General Fund	113.75
2026-02-27	SUMMIT UNIFORMS	00592256	37032	HNT PANTS	General Fund	113.75
2026-02-27	SUMMIT UNIFORMS	00592260	37024	HNT PANTS	General Fund	113.75
2026-02-27	SUMMIT UNIFORMS	00592263	37025	HNT PANTS	General Fund	113.75
2026-02-27	SUMMIT UNIFORMS	00592265	37118	HNT PANTS	General Fund	113.75
2026-02-27	SUMMIT UNIFORMS	00592267	37033	HNT PANTS	General Fund	113.75
				Total for Payment No.:		682.50

Payment No: 732008

Payment Date	Vendor Name	Voucher No.	Invoice No.	Description	Fund Code	Amount Paid
2026-02-20	CENTRALSQUARE TECHNOLOGIES,	00592773	456452	LUCITY EAM UPGRADE	General Fund	675.00
				Total for Payment No.:		675.00

Payment No: 035823

Payment Date	Vendor Name	Voucher No.	Invoice No.	Description	Fund Code	Amount Paid
2026-02-13	CLUB CARE INC	00591428	134850	JANUARY MONTHLY MAINTENANCE	General Fund	560.00
2026-02-13	CLUB CARE INC	00591429	134179	FITNESS PARTS	General Fund	90.92

Payment Date	Vendor Name	Voucher No.	Invoice No.	Description	Fund Code	Amount Paid
				Total for Payment No.:		650.92

Payment No: 732318

Payment Date	Vendor Name	Voucher No.	Invoice No.	Description	Fund Code	Amount Paid
2026-03-06	CA FRANCHISE TAX BOARD	00593691	02/15/26-02/28/26LF	WAGE ATTACHMENT B2605	Payroll Liability&ClearingAcct	650.00
				Total for Payment No.:		650.00

Payment No: 731981

Payment Date	Vendor Name	Voucher No.	Invoice No.	Description	Fund Code	Amount Paid
2026-02-20	CA FRANCHISE TAX BOARD	00592830	02/01/26-02/14/26LF	WAGE ATTACHMENT B2604	Payroll Liability&ClearingAcct	650.00
				Total for Payment No.:		650.00

Payment No: 731967

Payment Date	Vendor Name	Voucher No.	Invoice No.	Description	Fund Code	Amount Paid
2026-02-20	ANKUSH AGGARWAL	00592042	42947JAN2026	REFUND EP25-0590	Water Utility	648.00
				Total for Payment No.:		648.00

Payment No: 035974

Payment Date	Vendor Name	Voucher No.	Invoice No.	Description	Fund Code	Amount Paid
2026-02-27	CINTAS CORP #630	00592341	4258727730	2026 FEB WATER UNIFORM SERVICE	Water Utility	452.25
2026-02-27	CINTAS CORP #630	00592341	4258727730	2026 FEB SEWER UNIFORM SERVICE	Sewer Utility	193.69
				Total for Payment No.:		645.94

Payment No: 732369

Payment Date	Vendor Name	Voucher No.	Invoice No.	Description	Fund Code	Amount Paid
2026-03-06	LINCOLN AQUATICS	00592809	36176358	POOL MECHANICAL HARDWARE	General Fund	564.63

Payment Date	Vendor Name	Voucher No.	Invoice No.	Description	Fund Code	Amount Paid
2026-03-06	LINCOLN AQUATICS	00592812	36176378	TUBING	General Fund	79.66
				Total for Payment No.:		644.29

Payment No: 732364

Payment Date	Vendor Name	Voucher No.	Invoice No.	Description	Fund Code	Amount Paid
2026-03-06	IMPEC GROUP, LLC	00592877	2602204	COMMERCE PLAZA	Public Buildings	450.00
2026-03-06	IMPEC GROUP, LLC	00592599	2601133	COMMERCE	Public Buildings	194.11
				Total for Payment No.:		644.11

Payment No: 732314

Payment Date	Vendor Name	Voucher No.	Invoice No.	Description	Fund Code	Amount Paid
2026-03-06	QI LU	00593303	43057FEB2026	ARCH REVIEW REFUND	General Fund	614.50
2026-03-06	QI LU	00593303	43057FEB2026	PLN TECH FEE HALF REFUND	General Fund	20.71
				Total for Payment No.:		635.21

Payment No: 732249

Payment Date	Vendor Name	Voucher No.	Invoice No.	Description	Fund Code	Amount Paid
2026-02-27	MARYNA KATALENETS	00592180	43009FEB2026	AC(w or w/o furnace)relocation	Building New Dvlpmnt Srvc Fee	635.20
				Total for Payment No.:		635.20

Payment No: 035991

Payment Date	Vendor Name	Voucher No.	Invoice No.	Description	Fund Code	Amount Paid
2026-02-27	GREEN HALO SYSTEMS	00593055	6312	OPTION 4: 5/1/25 - 4/30/26 WAS	Solid Waste Program	611.00
				Total for Payment No.:		611.00

Payment No: 035839

Payment Date	Vendor Name	Voucher No.	Invoice No.	Description	Fund Code	Amount Paid
2026-02-13	GREEN HALO SYSTEMS	00592226	6242	OPTION 4: 5/1/25 - 4/30/26 WAS	Solid Waste Program	611.00
				Total for Payment No.:		611.00

Payment No: 732370

Payment Date	Vendor Name	Voucher No.	Invoice No.	Description	Fund Code	Amount Paid
2026-03-06	NAPA AUTO PARTS	00592704	068060	PARTS - V#3611	Fleet Operation Fund	21.65
2026-03-06	NAPA AUTO PARTS	00592705	068448	PARTS - V#2882	Fleet Operation Fund	11.16
2026-03-06	NAPA AUTO PARTS	00592706	068940	PARTS - STOCK	Fleet Operation Fund	503.68
2026-03-06	NAPA AUTO PARTS	00592707	069019	PARTS - V#3783	Fleet Operation Fund	4.97
2026-03-06	NAPA AUTO PARTS	00592708	069241	PARTS - V#3782	Fleet Operation Fund	4.97
2026-03-06	NAPA AUTO PARTS	00592709	069357	PARTS - STOCK	Fleet Operation Fund	59.58
				Total for Payment No.:		606.01

Payment No: 731984

Payment Date	Vendor Name	Voucher No.	Invoice No.	Description	Fund Code	Amount Paid
2026-02-20	COURT ORDER DEBT COLLECTIONS	00592833	02/01/26-02/14/26JR	WAGE ATTACHMENT B2604	Payroll Liability&ClearingAcct	598.59
				Total for Payment No.:		598.59

Payment No: 035868

Payment Date	Vendor Name	Voucher No.	Invoice No.	Description	Fund Code	Amount Paid
2026-02-13	VALLEY POWER SYSTEMS INC	00591497	K22263	Parts V#2571	Fleet Operation Fund	590.85
				Total for Payment No.:		590.85

Payment No: 732103

Payment Date	Vendor Name	Voucher No.	Invoice No.	Description	Fund Code	Amount Paid
2026-02-20	VERIZON WIRELESS	00591963	6134299409	CDD/BLDG DIV WIRELESS	Building New Dvlpmnt Srvc Fee	40.44

Payment Date	Vendor Name	Voucher No.	Invoice No.	Description	Fund Code	Amount Paid
2026-02-20	VERIZON WIRELESS	00591963	6134299409	CDD WIRELESS	Building New Dvlpmnt Srvc Fee	242.64
2026-02-20	VERIZON WIRELESS	00591963	6134299409	DPW/STREET WIRELESS	General Fund	80.88
2026-02-20	VERIZON WIRELESS	00591963	6134299409	DPW/STREET WIRELESS	General Fund	81.84
2026-02-20	VERIZON WIRELESS	00591963	6134299409	DPW/STREET WIRELESS	General Fund	20.22
2026-02-20	VERIZON WIRELESS	00591963	6134299409	DPW/STREET WIRELESS	General Fund	20.22
2026-02-20	VERIZON WIRELESS	00591963	6134299409	PARKS/SR CENTER WIRELESS	General Fund	41.40
2026-02-20	VERIZON WIRELESS	00591963	6134299409	CMO WIRELESS	General Fund	20.22
2026-02-20	VERIZON WIRELESS	00591963	6134299409	WATER/SEWER WIRELESS	Sewer Utility	41.40
				Total for Payment No.:		589.26

Payment No: 732102

Payment Date	Vendor Name	Voucher No.	Invoice No.	Description	Fund Code	Amount Paid
2026-02-20	VERIZON WIRELESS	00591960	6131793203	CDD/BLDG DIV WIRELESS	Building New Dvlpmnt Srvc Fee	40.44
2026-02-20	VERIZON WIRELESS	00591960	6131793203	CDD WIRELESS	Building New Dvlpmnt Srvc Fee	242.64
2026-02-20	VERIZON WIRELESS	00591960	6131793203	DPW/STREET WIRELESS	General Fund	80.88
2026-02-20	VERIZON WIRELESS	00591960	6131793203	DPW/STREET WIRELESS	General Fund	81.83
2026-02-20	VERIZON WIRELESS	00591960	6131793203	DPW/STREET WIRELESS	General Fund	20.22
2026-02-20	VERIZON WIRELESS	00591960	6131793203	DPW/STREET WIRELESS	General Fund	20.22
2026-02-20	VERIZON WIRELESS	00591960	6131793203	PARKS/SR CENTER WIRELESS	General Fund	41.39
2026-02-20	VERIZON WIRELESS	00591960	6131793203	CMO WIRELESS	General Fund	20.22
2026-02-20	VERIZON WIRELESS	00591960	6131793203	WATER/SEWER WIRELESS	Sewer Utility	41.39
				Total for Payment No.:		589.23

Payment No: 731951

Payment Date	Vendor Name	Voucher No.	Invoice No.	Description	Fund Code	Amount Paid
2026-02-13	SANTA CLARA LIGHTING, INC.	00591466	36034	CITY HALL	General Fund	261.25

Payment Date	Vendor Name	Voucher No.	Invoice No.	Description	Fund Code	Amount Paid
				Total for Payment No.:		261.25

Payment No: 731976

Payment Date	Vendor Name	Voucher No.	Invoice No.	Description	Fund Code	Amount Paid
2026-02-20	EXCELSIOR INC	00574399	16534-07 UTILITY REFUND	UTILITY REFUND	General Fund	566.02
				Total for Payment No.:		566.02

Payment No: 731860

Payment Date	Vendor Name	Voucher No.	Invoice No.	Description	Fund Code	Amount Paid
2026-02-13	PRECISE WINDOWS AND DOORS PALO ALTO INC	00592356	18071-11 UTILITY REFUND	UTILITY REFUND	General Fund	561.82
				Total for Payment No.:		561.82

Payment No: 732348

Payment Date	Vendor Name	Voucher No.	Invoice No.	Description	Fund Code	Amount Paid
2026-03-06	EDELMAN CORP	00592874	256097	TASMAN CAMERAS	General Fund	560.00
				Total for Payment No.:		560.00

Payment No: 731943

Payment Date	Vendor Name	Voucher No.	Invoice No.	Description	Fund Code	Amount Paid
2026-02-13	RKI INSTRUMENTS INC	00591445	559816	FACILITY MAINTENANCE	General Fund	540.00
				Total for Payment No.:		540.00

Payment No: 731942

Payment Date	Vendor Name	Voucher No.	Invoice No.	Description	Fund Code	Amount Paid
2026-02-13	REP NUT & BOLT GUY	00591507	40297	VARIOUS NUTS AND BOLTS	General Fund	529.98
				Total for Payment No.:		529.98

Payment No: 731873

Payment Date	Vendor Name	Voucher No.	Invoice No.	Description	Fund Code	Amount Paid
2026-02-13	TILFAXUM LLC	00592369	25323-02 UTILITY REFUND	UTILITY REFUND	General Fund	528.92
				Total for Payment No.:		528.92

Payment No: 036101

Payment Date	Vendor Name	Voucher No.	Invoice No.	Description	Fund Code	Amount Paid
2026-03-06	UNITY COURIER SERVICE INC	00592725	46317	LINK + DELIVERY	General Fund	261.24
2026-03-06	UNITY COURIER SERVICE INC	00592724	45819	LINK + DELIVERY	General Fund	260.00
				Total for Payment No.:		521.24

Payment No: 732097

Payment Date	Vendor Name	Voucher No.	Invoice No.	Description	Fund Code	Amount Paid
2026-02-20	VADIM VECHKANOV	00591888	42954FEB2026	Permit Issuance	Building New Dvlpmnt Srvc Fee	98.00
2026-02-20	VADIM VECHKANOV	00591888	42954FEB2026	Mechanical Permit	Building New Dvlpmnt Srvc Fee	397.00
2026-02-20	VADIM VECHKANOV	00591888	42954FEB2026	BLD Technology Fee	General Fund	16.68
				Total for Payment No.:		511.68

Payment No: 732193

Payment Date	Vendor Name	Voucher No.	Invoice No.	Description	Fund Code	Amount Paid
2026-02-27	BEKHRUZ NAGZIBEKOV	00592187	36022FEB2026	Mechanical Permit	Building New Dvlpmnt Srvc Fee	397.00
2026-02-27	BEKHRUZ NAGZIBEKOV	00592187	36022FEB2026	Permit Issuance	Building New Dvlpmnt Srvc Fee	98.00
2026-02-27	BEKHRUZ NAGZIBEKOV	00592187	36022FEB2026	BLD Technology Fee	General Fund	16.68
				Total for Payment No.:		511.68

Payment No: 732220

Payment Date	Vendor Name	Voucher No.	Invoice No.	Description	Fund Code	Amount Paid
2026-02-27	FAST UNDERCAR SANTA CLARA	00591338	18131	Parts V#3567	Fleet Operation Fund	14.86
2026-02-27	FAST UNDERCAR SANTA CLARA	00592146	21760	Parts V# Stock	Fleet Operation Fund	487.23
2026-02-27	FAST UNDERCAR SANTA CLARA	00592146	21760	CA Battery Fee	Fleet Operation Fund	2.00
				Total for Payment No.:		504.09

Payment No: 732052

Payment Date	Vendor Name	Voucher No.	Invoice No.	Description	Fund Code	Amount Paid
2026-02-20	NAPA AUTO PARTS	00591858	067317	Parts V#3573	Fleet Operation Fund	378.32
2026-02-20	NAPA AUTO PARTS	00591858	067317	Core Deposit	Fleet Operation Fund	88.39
2026-02-20	NAPA AUTO PARTS	00591868	067134	Parts V#Stock	Fleet Operation Fund	26.03
2026-02-20	NAPA AUTO PARTS	00592034	067646	Parts V#2938	Fleet Operation Fund	3.42
2026-02-20	NAPA AUTO PARTS	00592035	067549	Parts V#Shop	Fleet Operation Fund	6.48
				Total for Payment No.:		502.64

Payment No: 732390

Payment Date	Vendor Name	Voucher No.	Invoice No.	Description	Fund Code	Amount Paid
2026-03-06	SIERRA PACIFIC TURF SUPPLY	00592821	01051282	TURF ROYALE	General Fund	501.61
				Total for Payment No.:		501.61

Payment No: 732323

Payment Date	Vendor Name	Voucher No.	Invoice No.	Description	Fund Code	Amount Paid
2026-03-06	US TREASURY	00593694	02/15/26-02/28/26ND	WAGE ATTACHMENT B2605	Payroll Liability&ClearingAcct	499.28
				Total for Payment No.:		499.28

Payment No: 003960

Payment Date	Vendor Name	Voucher No.	Invoice No.	Description	Fund Code	Amount Paid
2026-02-27	NAVIA BENEFIT SOLUTIONS, INC	00593763	35989MAR2026	DD: NAVIA COMMUTER BENEFT 0326	Payroll Liability&ClearingAcct	495.75

Payment Date	Vendor Name	Voucher No.	Invoice No.	Description	Fund Code	Amount Paid
2026-02-27	NAVIA BENEFIT SOLUTIONS, INC	00593763	35989MAR2026	DD: NAVIA COMMUTER BENEFT 0326	Payroll Liability&ClearingAcct	0.00
				Total for Payment No.:		495.75

Payment No: 732250

Payment Date	Vendor Name	Voucher No.	Invoice No.	Description	Fund Code	Amount Paid
2026-02-27	MEI LI	00592455	32448FEB2026	Bldg Plan Check	Building New Dvlpmnt Srvc Fee	476.00
2026-02-27	MEI LI	00592455	32448FEB2026	BLD Technology Fee	General Fund	16.04
				Total for Payment No.:		492.04

Payment No: 731858

Payment Date	Vendor Name	Voucher No.	Invoice No.	Description	Fund Code	Amount Paid
2026-02-13	PANAGIOTIS NANOPOULOS	00592378	41572-09 UTILITY REFUND	UTILITY REFUND	General Fund	480.57
				Total for Payment No.:		480.57

Payment No: 732077

Payment Date	Vendor Name	Voucher No.	Invoice No.	Description	Fund Code	Amount Paid
2026-02-20	SILICON VALLEY PSYCHOLOGY	00591928	25-001	CLIENT 87314159 SESSIONS 1-3	General Fund	480.00
				Total for Payment No.:		480.00

Payment No: 732227

Payment Date	Vendor Name	Voucher No.	Invoice No.	Description	Fund Code	Amount Paid
2026-02-27	GREENFIELDS OUTDOOR FITNESS,	00592550	S31723	SHIPPING AND HANDLING	General Fund	35.00
2026-02-27	GREENFIELDS OUTDOOR FITNESS,	00592550	S31723	CYLINDER PAD & ACCESSORIES	General Fund	442.95
				Total for Payment No.:		477.95

Payment No: 732270

Payment Date	Vendor Name	Voucher No.	Invoice No.	Description	Fund Code	Amount Paid
2026-02-27	ROADWAY STEEL & FABRICATION, INC.	00592296	12191	MATERIALS - STORM	General Fund	474.69
				Total for Payment No.:		474.69

Payment No: 732291

Payment Date	Vendor Name	Voucher No.	Invoice No.	Description	Fund Code	Amount Paid
2026-02-27	UNIQUE TOWING	00592253	T286427	tow fees	General Fund	465.00
				Total for Payment No.:		465.00

Payment No: 732041

Payment Date	Vendor Name	Voucher No.	Invoice No.	Description	Fund Code	Amount Paid
2026-02-20	KAREN GOEHRING	00591955	9-4	CLIENT 9 SESSIONS 2-3	General Fund	450.00
				Total for Payment No.:		450.00

Payment No: 732123

Payment Date	Vendor Name	Voucher No.	Invoice No.	Description	Fund Code	Amount Paid
2026-02-27	BRYAN LANDAVERDE	00593050	39427JAN2026	TRAINING REIMBURSEMENT	General Fund	450.00
				Total for Payment No.:		450.00

Payment No: 732139

Payment Date	Vendor Name	Voucher No.	Invoice No.	Description	Fund Code	Amount Paid
2026-02-27	VAN H HUYNH	00593051	40586JAN2026	TRAINING REIMBURSEMENT	General Fund	450.00
				Total for Payment No.:		450.00

Payment No: 732124

Payment Date	Vendor Name	Voucher No.	Invoice No.	Description	Fund Code	Amount Paid
2026-02-27	CHRISTIAN CECCHI	00593047	39598JAN2026	TRAINING REIMBURSEMENT	General Fund	450.00
				Total for Payment No.:		450.00

Payment No: 732216

Payment Date	Vendor Name	Voucher No.	Invoice No.	Description	Fund Code	Amount Paid
2026-02-27	DUNN-EDWARDS CORP	00592139	2011A33583	PAINT AND SUPPLIES	General Fund	447.70
				Total for Payment No.:		447.70

Payment No: 732132

Payment Date	Vendor Name	Voucher No.	Invoice No.	Description	Fund Code	Amount Paid
2026-02-27	KELLY COX	00593167	41486FEB2026	TRAVEL REIMBUSEMENT - JAPAN	General Fund	441.44
				Total for Payment No.:		441.44

Payment No: 036040

Payment Date	Vendor Name	Voucher No.	Invoice No.	Description	Fund Code	Amount Paid
2026-03-06	ALMADEN PRESS INC	00593629	172657	PRINTING OF SPEAKER CARDS	General Fund	436.50
				Total for Payment No.:		436.50

Payment No: 731971

Payment Date	Vendor Name	Voucher No.	Invoice No.	Description	Fund Code	Amount Paid
2026-02-20	MANPREET DHOOT	00591212	42756JAN2026	DOLLAR TREE REIMBURSEMENT	General Fund	290.13
2026-02-20	MANPREET DHOOT	00591214	42756DEC2025	TRAVEL REIMBURSEMENT MONTEREY	General Fund	145.96
				Total for Payment No.:		436.09

Payment No: 732140

Payment Date	Vendor Name	Voucher No.	Invoice No.	Description	Fund Code	Amount Paid
2026-02-27	VIET DUONG	00593048	39599JAN2026	TRAINING REIMBURSEMENT	General Fund	411.23
				Total for Payment No.:		411.23

Payment No: 732130

Payment Date	Vendor Name	Voucher No.	Invoice No.	Description	Fund Code	Amount Paid
2026-02-27	HENRY S FIGUEROA	00593031	40583JAN2026	TRAINING REIMBURSEMENT	General Fund	411.23

Payment Date	Vendor Name	Voucher No.	Invoice No.	Description	Fund Code	Amount Paid
				Total for Payment No.:		411.23

Payment No: 732312

Payment Date	Vendor Name	Voucher No.	Invoice No.	Description	Fund Code	Amount Paid
2026-03-06	KATHLEEN ROMANO	00592811	42064MAY2025	CPF CONFERENCE REIMBURSEMENT	General Fund	408.08
				Total for Payment No.:		408.08

Payment No: 732025

Payment Date	Vendor Name	Voucher No.	Invoice No.	Description	Fund Code	Amount Paid
2026-02-20	FAST UNDERCAR SANTA CLARA	00591867	20453	Parts V#3643	Fleet Operation Fund	32.48
2026-02-20	FAST UNDERCAR SANTA CLARA	00592031	21386	Parts V# 3696	Fleet Operation Fund	372.99
				Total for Payment No.:		405.47

Payment No: 035834

Payment Date	Vendor Name	Voucher No.	Invoice No.	Description	Fund Code	Amount Paid
2026-02-13	FENECH ENTERPRISES, A MARRIAGE & FAMILY	00591423	9	CLIENT 001 SESSION 7 (CY25)	General Fund	200.00
2026-02-13	FENECH ENTERPRISES, A MARRIAGE & FAMILY	00591424	10	CLIENT 1 SESSION 1 (FY26)	General Fund	200.00
				Total for Payment No.:		400.00

Payment No: 732060

Payment Date	Vendor Name	Voucher No.	Invoice No.	Description	Fund Code	Amount Paid
2026-02-20	PETERSON CAT	00591859	SW080079294	Labor V#3766 WO#160015	Fleet Operation Fund	272.00
2026-02-20	PETERSON CAT	00591871	PC001922227	Parts V#3321	Fleet Operation Fund	127.48
				Total for Payment No.:		399.48

Payment No: 732251

Payment Date	Vendor Name	Voucher No.	Invoice No.	Description	Fund Code	Amount Paid
2026-02-27	MICHAEL WAHBA	00592593	17963FEB2026	Electric Permit	Building New Dvlpmnt Srvc Fee	192.00
2026-02-27	MICHAEL WAHBA	00592593	17963FEB2026	Mechanical Permit	Building New Dvlpmnt Srvc Fee	192.00
2026-02-27	MICHAEL WAHBA	00592593	17963FEB2026	Tech Fee - PC BDIV & Permit	General Fund	12.94
				Total for Payment No.:		396.94

Payment No: 732105

Payment Date	Vendor Name	Voucher No.	Invoice No.	Description	Fund Code	Amount Paid
2026-02-20	VERIZON WIRELESS	00591965	6134305276	FINANCE/MUNI SVCS WIRELESS	General Fund	392.56
				Total for Payment No.:		392.56

Payment No: 732104

Payment Date	Vendor Name	Voucher No.	Invoice No.	Description	Fund Code	Amount Paid
2026-02-20	VERIZON WIRELESS	00591964	6131799072	FINANCE/MUNI SVCS WIRELESS	General Fund	391.00
				Total for Payment No.:		391.00

Payment No: 036038

Payment Date	Vendor Name	Voucher No.	Invoice No.	Description	Fund Code	Amount Paid
2026-03-06	INTL FIREFIGHTERS LOCAL 1171	00593689	02/01/26-02/28/26	RETIRED FIRE MED BENEFIT B2605	Payroll Liability&ClearingAcct	390.00
				Total for Payment No.:		390.00

Payment No: 732295

Payment Date	Vendor Name	Voucher No.	Invoice No.	Description	Fund Code	Amount Paid
2026-02-27	WATERSAVERS IRRIGATION INC	00592282	3361041-00	PVC FITTINGS	General Fund	117.40
2026-02-27	WATERSAVERS IRRIGATION INC	00592283	3360060-00	PVC FITTINGS	General Fund	258.34
				Total for Payment No.:		375.74

Payment No: 732387

Payment Date	Vendor Name	Voucher No.	Invoice No.	Description	Fund Code	Amount Paid
2026-03-06	SANTA CLARA LIGHTING, INC.	00592612	36244	CITY HALL	General Fund	101.49
2026-03-06	SANTA CLARA LIGHTING, INC.	00592613	36266	CITY HALL	General Fund	178.20
2026-03-06	SANTA CLARA LIGHTING, INC.	00592614	36296	CITY HALL	General Fund	89.43
				Total for Payment No.:		369.12

Payment No: 731878

Payment Date	Vendor Name	Voucher No.	Invoice No.	Description	Fund Code	Amount Paid
2026-02-13	WON JAE BANG	00592396	68155-03 UTILITY REFUND	UTILITY REFUND	General Fund	367.68
				Total for Payment No.:		367.68

Payment No: 036053

Payment Date	Vendor Name	Voucher No.	Invoice No.	Description	Fund Code	Amount Paid
2026-03-06	CITY OF SAN JOSE	00592702	24235575	4495 N FIRST ST METER CHARGE	Water Utility	360.72
				Total for Payment No.:		360.72

Payment No: 732163

Payment Date	Vendor Name	Voucher No.	Invoice No.	Description	Fund Code	Amount Paid
2026-02-27	PALLETTE, VILMA KENNEDY	00592922	25130-01 UTILITY REFUND	UTILITY REFUND	General Fund	357.40
				Total for Payment No.:		357.40

Payment No: 732196

Payment Date	Vendor Name	Voucher No.	Invoice No.	Description	Fund Code	Amount Paid
2026-02-27	BRINK'S INCORPORATED	00592203	13122373	ARMORED COURIER SERVICE	General Fund	346.03
				Total for Payment No.:		346.03

Payment No: 731944

Payment Date	Vendor Name	Voucher No.	Invoice No.	Description	Fund Code	Amount Paid
2026-02-13	ROYAL BRASS INC	00591344	00378451	Parts V#3640	Fleet Operation Fund	129.14
2026-02-13	ROYAL BRASS INC	00591346	00378442	Parts V#3640	Fleet Operation Fund	215.92
				Total for Payment No.:		345.06

Payment No: 732256

Payment Date	Vendor Name	Voucher No.	Invoice No.	Description	Fund Code	Amount Paid
2026-02-27	MOUNTAIN VIEW GARDEN CENTER	00592172	119244	MATERIALS - P&B	General Fund	344.84
				Total for Payment No.:		344.84

Payment No: 731861

Payment Date	Vendor Name	Voucher No.	Invoice No.	Description	Fund Code	Amount Paid
2026-02-13	REVOLT ELECTRIC	00592348	16296-17 UTILITY REFUND	UTILITY REFUND	General Fund	341.56
				Total for Payment No.:		341.56

Payment No: 732158

Payment Date	Vendor Name	Voucher No.	Invoice No.	Description	Fund Code	Amount Paid
2026-02-27	LORRAINE CENTOLANZI	00592924	39824-01 UTILITY REFUND	UTILITY REFUND	General Fund	339.88
				Total for Payment No.:		339.88

Payment No: W26196

Payment Date	Vendor Name	Voucher No.	Invoice No.	Description	Fund Code	Amount Paid
2026-03-06	MISSIONSQUARE RETIREMENT	00593697	02/15/26-02/28/26	WT: B2605 401 (A) PLAN CONTRIB	Fringe Benefits	330.77
				Total for Payment No.:		330.77

Payment No: W26187

Payment Date	Vendor Name	Voucher No.	Invoice No.	Description	Fund Code	Amount Paid
2026-02-20	MISSIONSQUARE RETIREMENT	00592848	02/01/26-02/14/26	WT: B2604 401 (A) PLAN CONTRIB	Fringe Benefits	330.77

Payment Date	Vendor Name	Voucher No.	Invoice No.	Description	Fund Code	Amount Paid
				Total for Payment No.:		330.77

Payment No: 732136

Payment Date	Vendor Name	Voucher No.	Invoice No.	Description	Fund Code	Amount Paid
2026-02-27	MICHAEL OLEJNIK	00593086	29637JAN2026	TRAVEL REIMBURSEMENT	General Fund	328.75
				Total for Payment No.:		328.75

Payment No: 036035

Payment Date	Vendor Name	Voucher No.	Invoice No.	Description	Fund Code	Amount Paid
2026-02-27	WAXIE SANITARY SUPPLY	00592492	83777141	KLEENLINE 1957 WHITE 2-PLY	General Fund	322.68
				Total for Payment No.:		322.68

Payment No: 732247

Payment Date	Vendor Name	Voucher No.	Invoice No.	Description	Fund Code	Amount Paid
2026-02-27	MARIA NIKIFOROVA	00592207	43011FEB2026	Mechnical Permit	Building New Dvlpmnt Srvc Fee	317.60
				Total for Payment No.:		317.60

Payment No: 732069

Payment Date	Vendor Name	Voucher No.	Invoice No.	Description	Fund Code	Amount Paid
2026-02-20	RUSLAN KHUSNIYAROV	00591887	37051FEB2026	Mechanical Permit	Building New Dvlpmnt Srvc Fee	317.60
				Total for Payment No.:		317.60

Payment No: 732072

Payment Date	Vendor Name	Voucher No.	Invoice No.	Description	Fund Code	Amount Paid
2026-02-20	SANTA CLARA LIGHTING, INC.	00592117	36223	PD GATE REPAIR	General Fund	96.47
2026-02-20	SANTA CLARA LIGHTING, INC.	00592116	36193	CENTRAL LIB	General Fund	218.20
				Total for Payment No.:		314.67

Payment No: 732346

Payment Date	Vendor Name	Voucher No.	Invoice No.	Description	Fund Code	Amount Paid
2026-03-06	DUNN-EDWARDS CORP	00592891	2011A33997	PAINT SUPPLIES	General Fund	234.67
2026-03-06	DUNN-EDWARDS CORP	00592892	2011A34036	PAINT	General Fund	79.87
				Total for Payment No.:		314.54

Payment No: 732070

Payment Date	Vendor Name	Voucher No.	Invoice No.	Description	Fund Code	Amount Paid
2026-02-20	RYLAND CUSTOM WELDING INC	00591860	02022026-1	Labor V#2822 WO#159655	Fleet Operation Fund	310.00
				Total for Payment No.:		310.00

Payment No: 732121

Payment Date	Vendor Name	Voucher No.	Invoice No.	Description	Fund Code	Amount Paid
2026-02-20	ZOLL DATA SYSTEMS INC	00591959	INV00221052	MONTHLY RECURRING CHARGE 03/26	General Fund	309.23
				Total for Payment No.:		309.23

Payment No: 732377

Payment Date	Vendor Name	Voucher No.	Invoice No.	Description	Fund Code	Amount Paid
2026-03-06	PESTMASTER SERVICES L.P.	00592611	481158	COMMERCE PLAZA	Public Buildings	307.70
				Total for Payment No.:		307.70

Payment No: 732161

Payment Date	Vendor Name	Voucher No.	Invoice No.	Description	Fund Code	Amount Paid
2026-02-27	OLYMPIC MAILING	00592917	16605-02 UTILITY REFUND	UTILITY REFUND	General Fund	303.69
				Total for Payment No.:		303.69

Payment No: 035815

Payment Date	Vendor Name	Voucher No.	Invoice No.	Description	Fund Code	Amount Paid
2026-02-13	BELL ELECTRICAL SUPPLY, INC.	00591460	5896603	EOC ELECTRICAL	General Fund	302.72

Payment Date	Vendor Name	Voucher No.	Invoice No.	Description	Fund Code	Amount Paid
				Total for Payment No.:		302.72

Payment No: 732359

Payment Date	Vendor Name	Voucher No.	Invoice No.	Description	Fund Code	Amount Paid
2026-03-06	GOLDEN GATE TRUCK CENTER	00592696	FA005381506:01	PARTS - V#2824	Fleet Operation Fund	301.44
				Total for Payment No.:		301.44

Payment No: 732084

Payment Date	Vendor Name	Voucher No.	Invoice No.	Description	Fund Code	Amount Paid
2026-02-20	TALK TO TAYLOR, LLC	00591956	19	CLIENT 001 SESSOINS 1-2	General Fund	300.00
				Total for Payment No.:		300.00

Payment No: 732360

Payment Date	Vendor Name	Voucher No.	Invoice No.	Description	Fund Code	Amount Paid
2026-03-06	HERC RENTAL INC	00592699	89795802-001	LABOR - V#3354 WO#159973	Fleet Operation Fund	270.00
2026-03-06	HERC RENTAL INC	00592699	89795802-001	PARTS - V#3354 WO#159973	Fleet Operation Fund	29.53
				Total for Payment No.:		299.53

Payment No: 732011

Payment Date	Vendor Name	Voucher No.	Invoice No.	Description	Fund Code	Amount Paid
2026-02-20	CLUB PRECISION REPAIR	00591774	SCPOA-260131-PM-INV	Scheduled Maintenance	General Fund	295.00
				Total for Payment No.:		295.00

Payment No: 732385

Payment Date	Vendor Name	Voucher No.	Invoice No.	Description	Fund Code	Amount Paid
2026-03-06	SAN JOSE BMW	00592719	4424173	PARTS - V#3540	Fleet Operation Fund	293.77
				Total for Payment No.:		293.77

Payment No: 731824

Payment Date	Vendor Name	Voucher No.	Invoice No.	Description	Fund Code	Amount Paid
2026-02-13	ALICE GAI	00592380	43869-13 UTILITY REFUND	UTILITY REFUND	General Fund	291.96
				Total for Payment No.:		291.96

Payment No: 731914

Payment Date	Vendor Name	Voucher No.	Invoice No.	Description	Fund Code	Amount Paid
2026-02-13	FREMONT FORD	00591235	460386	LABOR - V3198	Fleet Operation Fund	88.25
2026-02-13	FREMONT FORD	00591235	460386	PARTS - V3198	Fleet Operation Fund	57.25
2026-02-13	FREMONT FORD	00591518	460469	Parts V#3614 WO#160073	Fleet Operation Fund	57.25
2026-02-13	FREMONT FORD	00591518	460469	Labor V#3614 WO#160073	Fleet Operation Fund	88.25
				Total for Payment No.:		291.00

Payment No: 731950

Payment Date	Vendor Name	Voucher No.	Invoice No.	Description	Fund Code	Amount Paid
2026-02-13	SAN JOSE BMW	00591348	4423625	Parts V#3313	Fleet Operation Fund	145.01
2026-02-13	SAN JOSE BMW	00591402	4423346	Parts V#3313	Fleet Operation Fund	145.01
				Total for Payment No.:		290.02

Payment No: 731949

Payment Date	Vendor Name	Voucher No.	Invoice No.	Description	Fund Code	Amount Paid
2026-02-13	SAMUEL HUEZO	00591486	42834JAN2026	Hearing Test Reimbursement	General Fund	281.00
				Total for Payment No.:		281.00

Payment No: 732108

Payment Date	Vendor Name	Voucher No.	Invoice No.	Description	Fund Code	Amount Paid
2026-02-20	VERIZON WIRELESS	00591971	6131808470	FIRE EMS WIRELESS	General Fund	280.28
				Total for Payment No.:		280.28

Payment No: 732073

Payment Date	Vendor Name	Voucher No.	Invoice No.	Description	Fund Code	Amount Paid
2026-02-20	SANTA CLARA MUFFLERS	00591870	10184	Labor V#3528 WO#160130	Fleet Operation Fund	280.00
				Total for Payment No.:		280.00

Payment No: 732296

Payment Date	Vendor Name	Voucher No.	Invoice No.	Description	Fund Code	Amount Paid
2026-02-27	WITMER-TYSON IMPORTS INC	00592278	T16124	BOARDING/WALKING	General Fund	272.00
				Total for Payment No.:		272.00

Payment No: 036078

Payment Date	Vendor Name	Voucher No.	Invoice No.	Description	Fund Code	Amount Paid
2026-03-06	LEHR	00592700	SI128837	PARTS - STOCK	Fleet Operation Fund	267.01
				Total for Payment No.:		267.01

Payment No: 732321

Payment Date	Vendor Name	Voucher No.	Invoice No.	Description	Fund Code	Amount Paid
2026-03-06	METLIFE INDIVIDUAL LONG TERM	00593687	19647956MAR2026	BIWEEKLY DED LONGTERM B2605	Payroll Liability&ClearingAcct	266.60
				Total for Payment No.:		266.60

Payment No: 035890

Payment Date	Vendor Name	Voucher No.	Invoice No.	Description	Fund Code	Amount Paid
2026-02-20	BELL ELECTRICAL SUPPLY, INC.	00592099	5897885	FS 4	General Fund	262.75
				Total for Payment No.:		262.75

Payment No: 731897

Payment Date	Vendor Name	Voucher No.	Invoice No.	Description	Fund Code	Amount Paid
2026-02-13	AT&T	00592419	2650449018	900 LAFAYETTE ST - 56336870	Public Buildings	260.67
				Total for Payment No.:		260.67

Payment No: 732379

Payment Date	Vendor Name	Voucher No.	Invoice No.	Description	Fund Code	Amount Paid
2026-03-06	REED & GRAHAM INC	00592863	128985	MATERIALS - STREET	General Fund	260.53
				Total for Payment No.:		260.53

Payment No: 035948

Payment Date	Vendor Name	Voucher No.	Invoice No.	Description	Fund Code	Amount Paid
2026-02-20	UNITY COURIER SERVICE INC	00591815	45298	LINK + DELIVERY	General Fund	257.52
				Total for Payment No.:		257.52

Payment No: 731841

Payment Date	Vendor Name	Voucher No.	Invoice No.	Description	Fund Code	Amount Paid
2026-02-13	HILDIGUNNUR BENEDIKTSDOTTIR	00592397	70753-23 UTILITY REFUND	UTILITY REFUND	General Fund	236.55
2026-02-13	HILDIGUNNUR BENEDIKTSDOTTIR	00592398	70753-24 UTILITY REFUND	UTILITY REFUND	General Fund	17.20
				Total for Payment No.:		253.75

Payment No: 035810

Payment Date	Vendor Name	Voucher No.	Invoice No.	Description	Fund Code	Amount Paid
2026-02-13	ALEKSANDRA SOYKIN, PHD	00591425	100-18	CLIENT 100 SESSION 1	General Fund	250.00
				Total for Payment No.:		250.00

Payment No: 035962

Payment Date	Vendor Name	Voucher No.	Invoice No.	Description	Fund Code	Amount Paid
2026-02-27	ALEKSANDRA SOYKIN, PHD	00592489	100-19	CLIENT# 100 SESSION #2	General Fund	250.00
				Total for Payment No.:		250.00

Payment No: 732287

Payment Date	Vendor Name	Voucher No.	Invoice No.	Description	Fund Code	Amount Paid
2026-02-27	THE RADAR SHOP	00592277	16866	REPAIR TWO LIDARS	General Fund	248.00

Payment Date	Vendor Name	Voucher No.	Invoice No.	Description	Fund Code	Amount Paid
				Total for Payment No.:		248.00

Payment No: 732231

Payment Date	Vendor Name	Voucher No.	Invoice No.	Description	Fund Code	Amount Paid
2026-02-27	IDAN YITZHAK	00592594	43080FEB2026	Bldg Plan Check	Building New Dvlpmnt Srvc Fee	238.00
2026-02-27	IDAN YITZHAK	00592594	43080FEB2026	BLD Technology Fee	General Fund	8.02
				Total for Payment No.:		246.02

Payment No: 732109

Payment Date	Vendor Name	Voucher No.	Invoice No.	Description	Fund Code	Amount Paid
2026-02-20	VERIZON WIRELESS	00591975	6134314571	FIRE EMS WIRELESS	General Fund	242.42
				Total for Payment No.:		242.42

Payment No: 731978

Payment Date	Vendor Name	Voucher No.	Invoice No.	Description	Fund Code	Amount Paid
2026-02-20	MENDON, AKSHAY	00587477	70845-21 UTILITY REFUND	UTILITY REFUND	General Fund	240.30
				Total for Payment No.:		240.30

Payment No: 732014

Payment Date	Vendor Name	Voucher No.	Invoice No.	Description	Fund Code	Amount Paid
2026-02-20	COUNTY OF SANTA CLARA	00585874	1800095450	Plaques	General Fund	238.44
				Total for Payment No.:		238.44

Payment No: 732257

Payment Date	Vendor Name	Voucher No.	Invoice No.	Description	Fund Code	Amount Paid
2026-02-27	NAPA AUTO PARTS	00592148	067648	Parts V#Stock	Fleet Operation Fund	201.77
2026-02-27	NAPA AUTO PARTS	00592156	067700	Parts V#3283	Fleet Operation Fund	23.48

Payment Date	Vendor Name	Voucher No.	Invoice No.	Description	Fund Code	Amount Paid
				Total for Payment No.:		225.25

Payment No: 731920

Payment Date	Vendor Name	Voucher No.	Invoice No.	Description	Fund Code	Amount Paid
2026-02-13	JENNIFER BYMUN LCSW	00591434	6878-1	CLIENT 6878 SESSION 1	General Fund	225.00
				Total for Payment No.:		225.00

Payment No: 731828

Payment Date	Vendor Name	Voucher No.	Invoice No.	Description	Fund Code	Amount Paid
2026-02-13	BIJAN ANASARI	00592363	22762-02 UTILITY REFUND	UTILITY REFUND	General Fund	224.55
				Total for Payment No.:		224.55

Payment No: 035914

Payment Date	Vendor Name	Voucher No.	Invoice No.	Description	Fund Code	Amount Paid
2026-02-20	HI-TECH EMERGENCY VEHICLE SERVICE INC	00592030	183803	Parts V# 3581	Fleet Operation Fund	224.32
				Total for Payment No.:		224.32

Payment No: 731845

Payment Date	Vendor Name	Voucher No.	Invoice No.	Description	Fund Code	Amount Paid
2026-02-13	JASON CRAIN	00592388	58002-02 UTILITY REFUND	UTILITY REFUND	General Fund	219.42
				Total for Payment No.:		219.42

Payment No: 732076

Payment Date	Vendor Name	Voucher No.	Invoice No.	Description	Fund Code	Amount Paid
2026-02-20	SHREDLOGIX INC	00592768	28102	SHREDDING SERVICES	General Fund	72.00
2026-02-20	SHREDLOGIX INC	00592768	28102	SHREDDING SERVICES	General Fund	72.00
2026-02-20	SHREDLOGIX INC	00592768	28102	SHREDDING SERVICES	General Fund	36.00

Payment Date	Vendor Name	Voucher No.	Invoice No.	Description	Fund Code	Amount Paid
2026-02-20	SHREDLOGIX INC	00592768	28102	SHREDDING SERVICES	General Fund	36.00
				Total for Payment No.:		216.00

Payment No: 732174

Payment Date	Vendor Name	Voucher No.	Invoice No.	Description	Fund Code	Amount Paid
2026-02-27	VENKATESH, ACHYUTH	00592958	59087-16 UTILITY REFUND	UTILITY REFUND	General Fund	210.40
				Total for Payment No.:		210.40

Payment No: 732137

Payment Date	Vendor Name	Voucher No.	Invoice No.	Description	Fund Code	Amount Paid
2026-02-27	PEDRO MENA	00593054	40590JAN2026	HAZMAT REIMBURSEMENT	General Fund	206.00
				Total for Payment No.:		206.00

Payment No: 732129

Payment Date	Vendor Name	Voucher No.	Invoice No.	Description	Fund Code	Amount Paid
2026-02-27	GARRETT G MCDOWELL	00593049	40589JAN2026A	HAZMAT TRAINING REIMBURSEMENT	General Fund	206.00
				Total for Payment No.:		206.00

Payment No: 732125

Payment Date	Vendor Name	Voucher No.	Invoice No.	Description	Fund Code	Amount Paid
2026-02-27	DAVID L BOWEN	00593029	40582JAN2026	TRAINING REIMBURSEMENT	General Fund	200.00
				Total for Payment No.:		200.00

Payment No: 732138

Payment Date	Vendor Name	Voucher No.	Invoice No.	Description	Fund Code	Amount Paid
2026-02-27	ROBERT FLOURNOY	00593044	29980JAN2026	TRAINING REIMBURSEMENT	General Fund	200.00
				Total for Payment No.:		200.00

Payment No: 732145

Payment Date	Vendor Name	Voucher No.	Invoice No.	Description	Fund Code	Amount Paid
2026-02-27	CHUI, PRESTON	00592966	69834-05 UTILITY REFUND	UTILITY REFUND	General Fund	198.08
				Total for Payment No.:		198.08

Payment No: 731849

Payment Date	Vendor Name	Voucher No.	Invoice No.	Description	Fund Code	Amount Paid
2026-02-13	KIDZ ACADEMY INC	00592376	30437-04 UTILITY REFUND	UTILITY REFUND	General Fund	194.43
				Total for Payment No.:		194.43

Payment No: 731912

Payment Date	Vendor Name	Voucher No.	Invoice No.	Description	Fund Code	Amount Paid
2026-02-13	FLEETPRIDE, INC.	00591388	131733555	PARTS - V#3604	Fleet Operation Fund	190.96
				Total for Payment No.:		190.96

Payment No: 036017

Payment Date	Vendor Name	Voucher No.	Invoice No.	Description	Fund Code	Amount Paid
2026-02-27	SAITECH INC	00593102	261135	ADDITIONAL AS-NEEDED LICENSES	Information Technology Service	19.93
2026-02-27	SAITECH INC	00593102	261135	ADDITIONAL AS-NEEDED LICENSES	Information Technology Service	5.07
2026-02-27	SAITECH INC	00593101	261133	ADDITIONAL AS-NEEDED LICENSES	Information Technology Service	137.00
2026-02-27	SAITECH INC	00593101	261133	ADDITIONAL AS-NEEDED LICENSES	Fire New Dvlpmnt Srvc Fee	25.00
				Total for Payment No.:		187.00

Payment No: 731839

Payment Date	Vendor Name	Voucher No.	Invoice No.	Description	Fund Code	Amount Paid
2026-02-13	GUERRA, GEORGE	00592385	48115-12 UTILITY REFUND	UTILITY REFUND	General Fund	177.06

Payment Date	Vendor Name	Voucher No.	Invoice No.	Description	Fund Code	Amount Paid
				Total for Payment No.:		177.06

Payment No: 731866

Payment Date	Vendor Name	Voucher No.	Invoice No.	Description	Fund Code	Amount Paid
2026-02-13	SHOBHIT GUPTA	00592386	55030-04 UTILITY REFUND	UTILITY REFUND	General Fund	171.69
				Total for Payment No.:		171.69

Payment No: 731898

Payment Date	Vendor Name	Voucher No.	Invoice No.	Description	Fund Code	Amount Paid
2026-02-13	AT&T	00592420	5087DEC2025	INTERNET ACCT - 329351788	Public Buildings	171.20
				Total for Payment No.:		171.20

Payment No: 732147

Payment Date	Vendor Name	Voucher No.	Invoice No.	Description	Fund Code	Amount Paid
2026-02-27	GARCIA, CRYSTAL	00592955	28201-06 UTILITY REFUND	UTILITY REFUND	General Fund	170.22
				Total for Payment No.:		170.22

Payment No: 732327

Payment Date	Vendor Name	Voucher No.	Invoice No.	Description	Fund Code	Amount Paid
2026-03-06	PG&E	00592738	1086875099-2 FEB2026	PG&E Lawrence Station	LawrenceStation MaintenanceCFD	169.48
				Total for Payment No.:		169.48

Payment No: 035869

Payment Date	Vendor Name	Voucher No.	Invoice No.	Description	Fund Code	Amount Paid
2026-02-13	WESTERN STATES OIL CO	00591510	514683	PD Motors Entry	Fleet Operation Fund	169.20
				Total for Payment No.:		169.20

Payment No: 731840

Payment Date	Vendor Name	Voucher No.	Invoice No.	Description	Fund Code	Amount Paid
2026-02-13	HANDYMAN CONNECTION OF MOUNTAIN VIEW	00592353	17424-18 UTILITY REFUND	UTILITY REFUND	General Fund	169.17
				Total for Payment No.:		169.17

Payment No: 732176

Payment Date	Vendor Name	Voucher No.	Invoice No.	Description	Fund Code	Amount Paid
2026-02-27	XIAOTIAN YAN	00592933	75335-10 UTILITY REFUND	UTILITY REFUND	General Fund	168.09
				Total for Payment No.:		168.09

Payment No: 732171

Payment Date	Vendor Name	Voucher No.	Invoice No.	Description	Fund Code	Amount Paid
2026-02-27	SUKI TEKVERK	00592915	13411-23 UTILITY REFUND	UTILITY REFUND	General Fund	166.84
				Total for Payment No.:		166.84

Payment No: 036018

Payment Date	Vendor Name	Voucher No.	Invoice No.	Description	Fund Code	Amount Paid
2026-02-27	SAN JOSE MAILING	00592484	8512	2026 PAVMNT PROJ MAILERS	Streets and Highways Capital F	164.07
				Total for Payment No.:		164.07

Payment No: 732134

Payment Date	Vendor Name	Voucher No.	Invoice No.	Description	Fund Code	Amount Paid
2026-02-27	MEHA PATEL	00593186	40894JAN2026	TRAVEL REIMB MONTERREY, CA	General Fund	160.89
				Total for Payment No.:		160.89

Payment No: 731852

Payment Date	Vendor Name	Voucher No.	Invoice No.	Description	Fund Code	Amount Paid
2026-02-13	MARIA HAZELYN CHANG	00592409	83102-02 UTILITY	UTILITY REFUND	General Fund	160.71

Payment Date	Vendor Name	Voucher No.	Invoice No.	Description	Fund Code	Amount Paid
			REFUND			
				Total for Payment No.:		160.71

Payment No: 731846

Payment Date	Vendor Name	Voucher No.	Invoice No.	Description	Fund Code	Amount Paid
2026-02-13	JET BLACK GLASS	00592359	19104-12 UTILITY REFUND	UTILITY REFUND	General Fund	160.70
				Total for Payment No.:		160.70

Payment No: 732330

Payment Date	Vendor Name	Voucher No.	Invoice No.	Description	Fund Code	Amount Paid
2026-03-06	PG&E	00593649	6095559521-4 FEB2026	900 LAFAYETTE ST	General Fund	159.82
				Total for Payment No.:		159.82

Payment No: 732169

Payment Date	Vendor Name	Voucher No.	Invoice No.	Description	Fund Code	Amount Paid
2026-02-27	SONG, LANGKUN	00592936	81875-06 UTILITY REFUND	UTILITY REFUND	General Fund	156.06
				Total for Payment No.:		156.06

Payment No: 731811

Payment Date	Vendor Name	Voucher No.	Invoice No.	Description	Fund Code	Amount Paid
2026-02-13	BKF ENGINEERS	00592179	26010499	LAFAYETTE STREET CLASS IV BIKE	Streets and Highways Capital F	155.14
				Total for Payment No.:		155.14

Payment No: 731963

Payment Date	Vendor Name	Voucher No.	Invoice No.	Description	Fund Code	Amount Paid
2026-02-13	UNIQUE TOWING	00591588	26-286213	Tow V# STAD 025 WO#160097	Fleet Operation Fund	155.00
				Total for Payment No.:		155.00

Payment No: 732095

Payment Date	Vendor Name	Voucher No.	Invoice No.	Description	Fund Code	Amount Paid
2026-02-20	UNIQUE TOWING	00591862	26-286511	Towing Service V#3840 WO#16012	Fleet Operation Fund	155.00
				Total for Payment No.:		155.00

Payment No: 732405

Payment Date	Vendor Name	Voucher No.	Invoice No.	Description	Fund Code	Amount Paid
2026-03-06	UNIQUE TOWING	00592732	26-287085	LABOR	General Fund	155.00
				Total for Payment No.:		155.00

Payment No: 036013

Payment Date	Vendor Name	Voucher No.	Invoice No.	Description	Fund Code	Amount Paid
2026-02-27	RAJWANT S CHAHAL	00593085	22014OCT2025	LONG BEACH, CA TRAVEL REIMBURS	General Fund	154.42
				Total for Payment No.:		154.42

Payment No: 732093

Payment Date	Vendor Name	Voucher No.	Invoice No.	Description	Fund Code	Amount Paid
2026-02-20	ULINE	00591723	202893489	MATERILAS - STREET	General Fund	153.99
				Total for Payment No.:		153.99

Payment No: 732395

Payment Date	Vendor Name	Voucher No.	Invoice No.	Description	Fund Code	Amount Paid
2026-03-06	STEVENS CREEK XPRESS CAR WASH	00592721	27-534	CAR WASH DETAIL	Fleet Operation Fund	150.00
				Total for Payment No.:		150.00

Payment No: 732294

Payment Date	Vendor Name	Voucher No.	Invoice No.	Description	Fund Code	Amount Paid
2026-02-27	VERIZON WIRELESS	00591973	9022423174	GPS Locate	General Fund	150.00
				Total for Payment No.:		150.00

Payment No: 732320

Payment Date	Vendor Name	Voucher No.	Invoice No.	Description	Fund Code	Amount Paid
2026-03-06	CA FRANCHISE TAX BOARD	00593693	02/15/26-02/28/26MR	WAGE ATTACHMENT B2605	Payroll Liability&ClearingAcct	150.00
				Total for Payment No.:		150.00

Payment No: 731983

Payment Date	Vendor Name	Voucher No.	Invoice No.	Description	Fund Code	Amount Paid
2026-02-20	CA FRANCHISE TAX BOARD	00592832	02/01/26-02/14/26MR	WAGE ATTACHMENT B2604	Payroll Liability&ClearingAcct	150.00
				Total for Payment No.:		150.00

Payment No: 731835

Payment Date	Vendor Name	Voucher No.	Invoice No.	Description	Fund Code	Amount Paid
2026-02-13	DONGSHAN JIAN	00592390	61116-21 UTILITY REFUND	UTILITY REFUND	General Fund	149.98
				Total for Payment No.:		149.98

Payment No: 732173

Payment Date	Vendor Name	Voucher No.	Invoice No.	Description	Fund Code	Amount Paid
2026-02-27	SYNERGY GLOBAL HOUSING	00592935	80189-08 UTILITY REFUND	UTILITY REFUND	General Fund	148.93
				Total for Payment No.:		148.93

Payment No: 732128

Payment Date	Vendor Name	Voucher No.	Invoice No.	Description	Fund Code	Amount Paid
2026-02-27	EMIKO ANCHETA	00593089	37930JAN2026	TRAVEL REIMBURSEMENT	General Fund	146.70
				Total for Payment No.:		146.70

Payment No: 732151

Payment Date	Vendor Name	Voucher No.	Invoice No.	Description	Fund Code	Amount Paid
2026-02-27	HSU, CHIHSING	00592932	72070-26 UTILITY	UTILITY REFUND	General Fund	144.05

Payment Date	Vendor Name	Voucher No.	Invoice No.	Description	Fund Code	Amount Paid
			REFUND			
				Total for Payment No.:		144.05

Payment No: 732026

Payment Date	Vendor Name	Voucher No.	Invoice No.	Description	Fund Code	Amount Paid
2026-02-20	FERGUSON ENTERPRISES LLC	00592782	1914813	NIPPLE, BRASS, 1IN X 2-1/2IN	Water Utility	58.49
2026-02-20	FERGUSON ENTERPRISES LLC	00592782	1914813	BUSHING, BRASS, 2IN X 1IN	Water Utility	51.18
2026-02-20	FERGUSON ENTERPRISES LLC	00592782	1914813	TEE, BRASS, 3/4IN FLAGG FITTIN	Water Utility	33.01
				Total for Payment No.:		142.68

Payment No: 731875

Payment Date	Vendor Name	Voucher No.	Invoice No.	Description	Fund Code	Amount Paid
2026-02-13	TOMOFUMI YAMASHITA	00592401	76601-10 UTILITY REFUND	UTILITY REFUND	General Fund	141.18
				Total for Payment No.:		141.18

Payment No: 731843

Payment Date	Vendor Name	Voucher No.	Invoice No.	Description	Fund Code	Amount Paid
2026-02-13	HONG NGUYEN	00592347	15108-03 UTILITY REFUND	UTILITY REFUND	General Fund	141.09
				Total for Payment No.:		141.09

Payment No: 731836

Payment Date	Vendor Name	Voucher No.	Invoice No.	Description	Fund Code	Amount Paid
2026-02-13	EMMA DAILY	00592368	24650-21 UTILITY REFUND	UTILITY REFUND	General Fund	141.02
				Total for Payment No.:		141.02

Payment No: 732066

Payment Date	Vendor Name	Voucher No.	Invoice No.	Description	Fund Code	Amount Paid
2026-02-20	QUICK SMOG CHECK CENTER	00592036	30292	Smog Test V#3323 WO#160017	Fleet Operation Fund	140.00
				Total for Payment No.:		140.00

Payment No: 036100

Payment Date	Vendor Name	Voucher No.	Invoice No.	Description	Fund Code	Amount Paid
2026-03-06	UNITED REFRIGERATION INC	00592615	17201052-00	SENIOR CENTER	General Fund	139.34
				Total for Payment No.:		139.34

Payment No: 035895

Payment Date	Vendor Name	Voucher No.	Invoice No.	Description	Fund Code	Amount Paid
2026-02-20	CINTAS CORP #630	00591916	4257803714	UNIFORM SERVICES	General Fund	69.40
2026-02-20	CINTAS CORP #630	00591915	4257102889	UNIFORM SERVICES	General Fund	69.40
				Total for Payment No.:		138.80

Payment No: 731848

Payment Date	Vendor Name	Voucher No.	Invoice No.	Description	Fund Code	Amount Paid
2026-02-13	JULIO MOTA	00592373	29437-33 UTILITY REFUND	UTILITY REFUND	General Fund	138.39
				Total for Payment No.:		138.39

Payment No: 731877

Payment Date	Vendor Name	Voucher No.	Invoice No.	Description	Fund Code	Amount Paid
2026-02-13	WALTER LOPEZ	00592381	44090-22 UTILITY REFUND	UTILITY REFUND	General Fund	138.38
				Total for Payment No.:		138.38

Payment No: 731837

Payment Date	Vendor Name	Voucher No.	Invoice No.	Description	Fund Code	Amount Paid
2026-02-13	FENG KAN	00592343	10802-06 UTILITY REFUND	UTILITY REFUND	General Fund	137.60

Payment Date	Vendor Name	Voucher No.	Invoice No.	Description	Fund Code	Amount Paid
				Total for Payment No.:		137.60

Payment No: 731975

Payment Date	Vendor Name	Voucher No.	Invoice No.	Description	Fund Code	Amount Paid
2026-02-20	CHENZHI YU	00576876	82570-02 UTILITY REFUND	UTILITY REFUND	General Fund	137.50
				Total for Payment No.:		137.50

Payment No: 732159

Payment Date	Vendor Name	Voucher No.	Invoice No.	Description	Fund Code	Amount Paid
2026-02-27	NAVANEETH PRASANNAKUMAR	00592923	39132-10 UTILITY REFUND	UTILITY REFUND	General Fund	136.11
				Total for Payment No.:		136.11

Payment No: 731868

Payment Date	Vendor Name	Voucher No.	Invoice No.	Description	Fund Code	Amount Paid
2026-02-13	STEPHENIE HEBERT	00592395	65734-12 UTILITY REFUND	UTILITY REFUND	General Fund	134.72
				Total for Payment No.:		134.72

Payment No: 731881

Payment Date	Vendor Name	Voucher No.	Invoice No.	Description	Fund Code	Amount Paid
2026-02-13	YOSHIHARU EZASHI	00592402	76972-07 UTILITY REFUND	UTILITY REFUND	General Fund	134.40
				Total for Payment No.:		134.40

Payment No: 732148

Payment Date	Vendor Name	Voucher No.	Invoice No.	Description	Fund Code	Amount Paid
2026-02-27	GIRALDO, MARIA CAMILA	00592953	20532-28 UTILITY REFUND	UTILITY REFUND	General Fund	130.98
				Total for Payment No.:		130.98

Payment No: 035894

Payment Date	Vendor Name	Voucher No.	Invoice No.	Description	Fund Code	Amount Paid
2026-02-20	CAVENDISH SQUARE PUBLISHING LLC	00592118	CAL354586I	1231 JUV BK	General Fund	130.47
				Total for Payment No.:		130.47

Payment No: 731857

Payment Date	Vendor Name	Voucher No.	Invoice No.	Description	Fund Code	Amount Paid
2026-02-13	MILLER MOTORSPORTS GROUP	00592357	18247-03 UTILITY REFUND	UTILITY REFUND	General Fund	129.85
				Total for Payment No.:		129.85

Payment No: 731870

Payment Date	Vendor Name	Voucher No.	Invoice No.	Description	Fund Code	Amount Paid
2026-02-13	SUMITOMO (SHI) CRYOGENICS INC	00592344	12224-15 UTILITY REFUND	UTILITY REFUND	General Fund	118.85
2026-02-13	SUMITOMO (SHI) CRYOGENICS INC	00592345	12242-13 UTILITY REFUND	UTILITY REFUND	General Fund	9.74
				Total for Payment No.:		128.59

Payment No: 731883

Payment Date	Vendor Name	Voucher No.	Invoice No.	Description	Fund Code	Amount Paid
2026-02-13	ZHU, LILI	00592365	23635-14 UTILITY REFUND	UTILITY REFUND	General Fund	126.08
				Total for Payment No.:		126.08

Payment No: 731862

Payment Date	Vendor Name	Voucher No.	Invoice No.	Description	Fund Code	Amount Paid
2026-02-13	RODRIGO AUGUSTO MAGRI	00592375	29976-15 UTILITY REFUND	UTILITY REFUND	General Fund	125.12
				Total for Payment No.:		125.12

Payment No: 732317

Payment Date	Vendor Name	Voucher No.	Invoice No.	Description	Fund Code	Amount Paid
2026-03-06	CA FRANCHISE TAX BOARD	00593690	02/15/26-02/28/26CB	WAGE ATTACHMENT B2605	Payroll Liability&ClearingAcct	125.00
				Total for Payment No.:		125.00

Payment No: 731980

Payment Date	Vendor Name	Voucher No.	Invoice No.	Description	Fund Code	Amount Paid
2026-02-20	CA FRANCHISE TAX BOARD	00592829	02/01/26-02/14/26CB	WAGE ATTACHMENT B2604	Payroll Liability&ClearingAcct	125.00
				Total for Payment No.:		125.00

Payment No: 732150

Payment Date	Vendor Name	Voucher No.	Invoice No.	Description	Fund Code	Amount Paid
2026-02-27	HPT TRS IHG-2 INC	00592930	64097-03 UTILITY REFUND A	UTILITY REFUND	General Fund	124.25
				Total for Payment No.:		124.25

Payment No: 731820

Payment Date	Vendor Name	Voucher No.	Invoice No.	Description	Fund Code	Amount Paid
2026-02-13	5HT INC	00592349	16565-06 UTILITY REFUND	UTILITY REFUND	General Fund	124.00
				Total for Payment No.:		124.00

Payment No: 732344

Payment Date	Vendor Name	Voucher No.	Invoice No.	Description	Fund Code	Amount Paid
2026-03-06	DISSTINK	00592598	1196	DISTRICT SIGNAGE	General Fund	114.58
2026-03-06	DISSTINK	00592598	1196	SHIPPING	General Fund	7.50
				Total for Payment No.:		122.08

Payment No: 732156

Payment Date	Vendor Name	Voucher No.	Invoice No.	Description	Fund Code	Amount Paid
2026-02-27	KOJI INUI	00592938	83956-04 UTILITY REFUND	UTILITY REFUND	General Fund	121.90
				Total for Payment No.:		121.90

Payment No: 731956

Payment Date	Vendor Name	Voucher No.	Invoice No.	Description	Fund Code	Amount Paid
2026-02-13	STANDARD PLUMBING SUPPLY CO	00591329	ZVVR55	CART	General Fund	33.72
2026-02-13	STANDARD PLUMBING SUPPLY CO	00591329	ZVVR55	WRENCH	General Fund	14.10
2026-02-13	STANDARD PLUMBING SUPPLY CO	00591501	ZXXJ70	REPAIR CLAMP	General Fund	16.48
2026-02-13	STANDARD PLUMBING SUPPLY CO	00591501	ZXXJ70	COMPRESSION SLEEVE	General Fund	55.78
				Total for Payment No.:		120.08

Payment No: 732127

Payment Date	Vendor Name	Voucher No.	Invoice No.	Description	Fund Code	Amount Paid
2026-02-27	EDDIE ORREGO	00593046	43083JAN2026	PETTY CASH REIMBURSEMENT	General Fund	119.76
				Total for Payment No.:		119.76

Payment No: 731856

Payment Date	Vendor Name	Voucher No.	Invoice No.	Description	Fund Code	Amount Paid
2026-02-13	MIKI, MASATOSHI	00592403	77852-11 UTILITY REFUND	UTILITY REFUND	General Fund	118.63
				Total for Payment No.:		118.63

Payment No: 731865

Payment Date	Vendor Name	Voucher No.	Invoice No.	Description	Fund Code	Amount Paid
2026-02-13	SEOAHYEON JEONG	00592406	79907-09 UTILITY REFUND	UTILITY REFUND	General Fund	118.06
				Total for Payment No.:		118.06

Payment No: 731832

Payment Date	Vendor Name	Voucher No.	Invoice No.	Description	Fund Code	Amount Paid
2026-02-13	CUBILLOS, ZULMA	00592377	35061-17 UTILITY REFUND	UTILITY REFUND	General Fund	115.90
				Total for Payment No.:		115.90

Payment No: 731979

Payment Date	Vendor Name	Voucher No.	Invoice No.	Description	Fund Code	Amount Paid
2026-02-20	YUSUKE FUJINO	00582901	27499-28 UTILITY REFUND	UTILITY REFUND	General Fund	109.82
				Total for Payment No.:		109.82

Payment No: 732372

Payment Date	Vendor Name	Voucher No.	Invoice No.	Description	Fund Code	Amount Paid
2026-03-06	OIL CHANGERS	00592713	DEC2025CARWASH	CAR WASH SERVICES	Fleet Operation Fund	42.00
2026-03-06	OIL CHANGERS	00592715	JAN2026CARWASH	CAR WASH SERVICES	Fleet Operation Fund	63.00
				Total for Payment No.:		105.00

Payment No: 732000

Payment Date	Vendor Name	Voucher No.	Invoice No.	Description	Fund Code	Amount Paid
2026-02-20	BELLECCI & ASSOCIATES INC	00592525	230099.00-15	PHASE 1: BASIC SERVICES - CREE	Streets and Highways Capital F	102.00
				Total for Payment No.:		102.00

Payment No: 731853

Payment Date	Vendor Name	Voucher No.	Invoice No.	Description	Fund Code	Amount Paid
2026-02-13	MARIA LEON	00592379	43237-25 UTILITY REFUND	UTILITY REFUND	General Fund	100.08
				Total for Payment No.:		100.08

Payment No: 731985

Payment Date	Vendor Name	Voucher No.	Invoice No.	Description	Fund Code	Amount Paid
2026-02-20	SANTA CLARA CO SHERIFFS DEPT	00592835	02/01/26-02/14/26PR	WAGE ATTACHMENT B2604	Payroll Liability&ClearingAcct	100.00
				Total for Payment No.:		100.00

Payment No: 732322

Payment Date	Vendor Name	Voucher No.	Invoice No.	Description	Fund Code	Amount Paid
2026-03-06	SANTA CLARA CO SHERIFFS DEPT	00593695	02/15/26-02/28/26PR	WAGE ATTACHMENT B2605	Payroll Liability&ClearingAcct	100.00
				Total for Payment No.:		100.00

Payment No: 731874

Payment Date	Vendor Name	Voucher No.	Invoice No.	Description	Fund Code	Amount Paid
2026-02-13	TOM ZHU	00592412	88876-04 UTILITY REFUND	UTILITY REFUND	General Fund	99.22
				Total for Payment No.:		99.22

Payment No: 732355

Payment Date	Vendor Name	Voucher No.	Invoice No.	Description	Fund Code	Amount Paid
2026-03-06	FLEETPRIDE, INC.	00592692	132227155	PARTS - STOCK	Fleet Operation Fund	99.06
				Total for Payment No.:		99.06

Payment No: 732118

Payment Date	Vendor Name	Voucher No.	Invoice No.	Description	Fund Code	Amount Paid
2026-02-20	WESTERN TRUCK FAB	00591872	28051	Parts V#3255	Fleet Operation Fund	98.41
				Total for Payment No.:		98.41

Payment No: 731844

Payment Date	Vendor Name	Voucher No.	Invoice No.	Description	Fund Code	Amount Paid
2026-02-13	HPM SYSTEMS INC.	00592354	17764-11 UTILITY REFUND	UTILITY REFUND	General Fund	97.58

Payment Date	Vendor Name	Voucher No.	Invoice No.	Description	Fund Code	Amount Paid
				Total for Payment No.:		97.58

Payment No: 035860

Payment Date	Vendor Name	Voucher No.	Invoice No.	Description	Fund Code	Amount Paid
2026-02-13	SAITECH INC	00592332	261134	ADDITIONAL AS-NEEDED LICENSES	Information Technology Service	20.00
2026-02-13	SAITECH INC	00592331	261054	ADDITIONAL AS-NEEDED LICENSES	Information Technology Service	25.00
2026-02-13	SAITECH INC	00592329	261052	ADDITIONAL AS-NEEDED LICENSES	Information Technology Service	25.00
2026-02-13	SAITECH INC	00592330	261053	ADDITIONAL AS-NEEDED LICENSES	Information Technology Service	25.00
				Total for Payment No.:		95.00

Payment No: 035941

Payment Date	Vendor Name	Voucher No.	Invoice No.	Description	Fund Code	Amount Paid
2026-02-20	R & R INDUSTRIES INC	00591717	708254	MATERIALS - STREET	General Fund	94.61
				Total for Payment No.:		94.61

Payment No: 036008

Payment Date	Vendor Name	Voucher No.	Invoice No.	Description	Fund Code	Amount Paid
2026-02-27	NI GOVERNMENT SERVICES	00592276	26012908551	MONTHLY FEES	General Fund	92.90
				Total for Payment No.:		92.90

Payment No: 732037

Payment Date	Vendor Name	Voucher No.	Invoice No.	Description	Fund Code	Amount Paid
2026-02-20	INSTANT STORAGE SERVICE	00591767	155596	Monthly Storage	General Fund	92.76
				Total for Payment No.:		92.76

Payment No: 732319

Payment Date	Vendor Name	Voucher No.	Invoice No.	Description	Fund Code	Amount Paid
2026-03-06	CA FRANCHISE TAX BOARD	00593692	02/15/26-02/28/26JP	WAGE ATTACHMENT B2605	Payroll Liability&ClearingAcct	92.00
				Total for Payment No.:		92.00

Payment No: 732020

Payment Date	Vendor Name	Voucher No.	Invoice No.	Description	Fund Code	Amount Paid
2026-02-20	DUNN-EDWARDS CORP	00592089	2011A33551	PAINT AND ACCESSORIES	General Fund	89.61
				Total for Payment No.:		89.61

Payment No: 731864

Payment Date	Vendor Name	Voucher No.	Invoice No.	Description	Fund Code	Amount Paid
2026-02-13	SCOTT HUTCHINGS	00592358	18319-02 UTILITY REFUND	UTILITY REFUND	General Fund	89.48
				Total for Payment No.:		89.48

Payment No: 732297

Payment Date	Vendor Name	Voucher No.	Invoice No.	Description	Fund Code	Amount Paid
2026-02-27	WORKMAN GLOVE & SAFETY INC	00592303	51412	MATERIALS - STREET	General Fund	87.30
				Total for Payment No.:		87.30

Payment No: 732157

Payment Date	Vendor Name	Voucher No.	Invoice No.	Description	Fund Code	Amount Paid
2026-02-27	LINDA HERRMANN	00592913	11665-17 UTILITY REFUND	UTILITY REFUND	General Fund	85.53
				Total for Payment No.:		85.53

Payment No: 731833

Payment Date	Vendor Name	Voucher No.	Invoice No.	Description	Fund Code	Amount Paid
2026-02-13	DAIZO MATSUDA	00592405	79488-09 UTILITY REFUND	UTILITY REFUND	General Fund	83.54

Payment Date	Vendor Name	Voucher No.	Invoice No.	Description	Fund Code	Amount Paid
				Total for Payment No.:		83.54

Payment No: 732308

Payment Date	Vendor Name	Voucher No.	Invoice No.	Description	Fund Code	Amount Paid
2026-03-06	ANA VARGAS-SMITH	00592814	32347SEP2025	CPF CONFERENCE REIMBURSEMENT	General Fund	81.75
				Total for Payment No.:		81.75

Payment No: 731929

Payment Date	Vendor Name	Voucher No.	Invoice No.	Description	Fund Code	Amount Paid
2026-02-13	MUSSON THEATRICAL	00592335	INV2277	Incidental Theater Purchases v	General Fund	81.63
				Total for Payment No.:		81.63

Payment No: 036058

Payment Date	Vendor Name	Voucher No.	Invoice No.	Description	Fund Code	Amount Paid
2026-03-06	COUNTY OF SANTA CLARA OFFICE OF SHERIFF	00592619	1800096869	Fingerprinting Svcs Dec 2025	General Fund	40.00
2026-03-06	COUNTY OF SANTA CLARA OFFICE OF SHERIFF	00592620	1800096502	Fingerprinting Svcs Nov 2025	General Fund	40.00
				Total for Payment No.:		80.00

Payment No: 731922

Payment Date	Vendor Name	Voucher No.	Invoice No.	Description	Fund Code	Amount Paid
2026-02-13	JORGE LINARES	00591489	42835JAN2026	LiveScan Reimbursement	General Fund	79.00
				Total for Payment No.:		79.00

Payment No: 732126

Payment Date	Vendor Name	Voucher No.	Invoice No.	Description	Fund Code	Amount Paid
2026-02-27	DFM ASSOCIATES	00593007	7885FEB2026	2026 CALIFORNIA ELECTIONS CODE	General Fund	76.56

Payment Date	Vendor Name	Voucher No.	Invoice No.	Description	Fund Code	Amount Paid
				Total for Payment No.:		76.56

Payment No: 731936

Payment Date	Vendor Name	Voucher No.	Invoice No.	Description	Fund Code	Amount Paid
2026-02-13	PACIFIC TELEMANAGEMENT SVCS	00591360	2149963	PD PAY PHONE SERVICE FEB 2026	Information Technology Service	75.00
				Total for Payment No.:		75.00

Payment No: 731923

Payment Date	Vendor Name	Voucher No.	Invoice No.	Description	Fund Code	Amount Paid
2026-02-13	KRANTI KAPUR	00591482	42836JAN2026	LiveScan Reimbursement	General Fund	74.00
				Total for Payment No.:		74.00

Payment No: 035866

Payment Date	Vendor Name	Voucher No.	Invoice No.	Description	Fund Code	Amount Paid
2026-02-13	UNITED REFRIGERATION INC	00591468	16965124-00	REED AND GRANT	General Fund	73.94
				Total for Payment No.:		73.94

Payment No: 732332

Payment Date	Vendor Name	Voucher No.	Invoice No.	Description	Fund Code	Amount Paid
2026-03-06	AARC CONSULTANTS, LLC	00593361	2026-0001	RISK & RESILIANCE ACCESS / ERP	Water Utility	72.46
				Total for Payment No.:		72.46

Payment No: 732155

Payment Date	Vendor Name	Voucher No.	Invoice No.	Description	Fund Code	Amount Paid
2026-02-27	JOSE LUIS PEREZ	00592925	46394-11 UTILITY REFUND	UTILITY REFUND	General Fund	71.00
				Total for Payment No.:		71.00

Payment No: 731959

Payment Date	Vendor Name	Voucher No.	Invoice No.	Description	Fund Code	Amount Paid
2026-02-13	THE SOURCING GROUP LLC	00591367	759662	Business Cards - Konstantin Kh	Building New Dvlpmnt Srvc Fee	70.93
				Total for Payment No.:		70.93

Payment No: 731863

Payment Date	Vendor Name	Voucher No.	Invoice No.	Description	Fund Code	Amount Paid
2026-02-13	RYAN NEALE	00592362	21873-13 UTILITY REFUND	UTILITY REFUND	General Fund	67.41
				Total for Payment No.:		67.41

Payment No: 731915

Payment Date	Vendor Name	Voucher No.	Invoice No.	Description	Fund Code	Amount Paid
2026-02-13	GOLDEN STATE EMERGENCY VEHICLE SERV, INC	00591340	CI054257	Parts V#3258	Fleet Operation Fund	66.97
				Total for Payment No.:		66.97

Payment No: 731982

Payment Date	Vendor Name	Voucher No.	Invoice No.	Description	Fund Code	Amount Paid
2026-02-20	CA FRANCHISE TAX BOARD	00592831	02/01/26-02/14/26JP	WAGE ATTACHMENT B2604	Payroll Liability&ClearingAcct	63.10
				Total for Payment No.:		63.10

Payment No: 035845

Payment Date	Vendor Name	Voucher No.	Invoice No.	Description	Fund Code	Amount Paid
2026-02-13	LEHR	00591377	SI128246	Parts V#3276	Fleet Operation Fund	61.32
				Total for Payment No.:		61.32

Payment No: 035922

Payment Date	Vendor Name	Voucher No.	Invoice No.	Description	Fund Code	Amount Paid
2026-02-20	LINDE GAS & EQUIPMENT INC.	00592740	54450185	AS NEEDED INDUSTRIAL GAS	Fleet Operation Fund	2.46

Payment Date	Vendor Name	Voucher No.	Invoice No.	Description	Fund Code	Amount Paid
2026-02-20	LINDE GAS & EQUIPMENT INC.	00592740	54450185	AS NEEDED INDUSTRIAL GAS	Fleet Operation Fund	54.70
				Total for Payment No.:		57.16

Payment No: 731871

Payment Date	Vendor Name	Voucher No.	Invoice No.	Description	Fund Code	Amount Paid
2026-02-13	SUSANNA WONG	00592384	47397-05 UTILITY REFUND	UTILITY REFUND	General Fund	56.25
				Total for Payment No.:		56.25

Payment No: 732167

Payment Date	Vendor Name	Voucher No.	Invoice No.	Description	Fund Code	Amount Paid
2026-02-27	SANJEEV BHATIA	00592967	85040-06 UTILITY REFUND	UTILITY REFUND	General Fund	55.00
				Total for Payment No.:		55.00

Payment No: 732186

Payment Date	Vendor Name	Voucher No.	Invoice No.	Description	Fund Code	Amount Paid
2026-02-27	AMN HEALTHCARE LANGUAGE SERVICES INC	00592493	SIN786076	MONTHLY LANGUAGE SERVICES	General Fund	52.97
				Total for Payment No.:		52.97

Payment No: 036047

Payment Date	Vendor Name	Voucher No.	Invoice No.	Description	Fund Code	Amount Paid
2026-03-06	BELL ELECTRICAL SUPPLY, INC.	00592595	5898846	EOC LIGHT	General Fund	51.37
				Total for Payment No.:		51.37

Payment No: 732107

Payment Date	Vendor Name	Voucher No.	Invoice No.	Description	Fund Code	Amount Paid
2026-02-20	VERIZON WIRELESS	00591970	6134314570	FIRE STADIUM WIRELESS	General Fund	50.10
				Total for Payment No.:		50.10

Payment No: 732106

Payment Date	Vendor Name	Voucher No.	Invoice No.	Description	Fund Code	Amount Paid
2026-02-20	VERIZON WIRELESS	00591969	6131808469	FIRE STADIUM WIRELESS	General Fund	50.10
				Total for Payment No.:		50.10

Payment No: W26189

Payment Date	Vendor Name	Voucher No.	Invoice No.	Description	Fund Code	Amount Paid
2026-02-20	WASHINGTON TRUST BANK	00592850	02/01/26-02/14/26	WT:VEBA CONTRIB B2604	Fringe Benefits	50.00
				Total for Payment No.:		50.00

Payment No: 731880

Payment Date	Vendor Name	Voucher No.	Invoice No.	Description	Fund Code	Amount Paid
2026-02-13	XINZHE JIANG	00592407	81008-04 UTILITY REFUND	UTILITY REFUND	General Fund	47.91
				Total for Payment No.:		47.91

Payment No: 035921

Payment Date	Vendor Name	Voucher No.	Invoice No.	Description	Fund Code	Amount Paid
2026-02-20	KNORR SYSTEMS INC	00591918	296468	WAVE 200 BELT	General Fund	29.31
2026-02-20	KNORR SYSTEMS INC	00591918	296468	SHIPPING	General Fund	15.94
				Total for Payment No.:		45.25

Payment No: 731826

Payment Date	Vendor Name	Voucher No.	Invoice No.	Description	Fund Code	Amount Paid
2026-02-13	ANGELICA MIRAMONTES	00592389	59297-05 UTILITY REFUND	UTILITY REFUND	General Fund	45.22
				Total for Payment No.:		45.22

Payment No: 731847

Payment Date	Vendor Name	Voucher No.	Invoice No.	Description	Fund Code	Amount Paid
2026-02-13	JULIEN DITTO	00592346	14766-23 UTILITY	UTILITY REFUND	General Fund	43.45

Payment Date	Vendor Name	Voucher No.	Invoice No.	Description	Fund Code	Amount Paid
			REFUND			
				Total for Payment No.:		43.45

Payment No: 731851

Payment Date	Vendor Name	Voucher No.	Invoice No.	Description	Fund Code	Amount Paid
2026-02-13	MANALI BENDALE	00592404	78603-04 UTILITY REFUND	UTILITY REFUND	General Fund	42.09
				Total for Payment No.:		42.09

Payment No: 732237

Payment Date	Vendor Name	Voucher No.	Invoice No.	Description	Fund Code	Amount Paid
2026-02-27	KALL8	00591968	E42516123125	Monthly Q-Card	General Fund	20.64
2026-02-27	KALL8	00591972	E42516013126	Monthy Q-Card	General Fund	20.71
				Total for Payment No.:		41.35

Payment No: 732383

Payment Date	Vendor Name	Voucher No.	Invoice No.	Description	Fund Code	Amount Paid
2026-03-06	ROYAL BRASS INC	00592716	00379506	PARTS - V#2938	Fleet Operation Fund	38.08
				Total for Payment No.:		38.08

Payment No: 732180

Payment Date	Vendor Name	Voucher No.	Invoice No.	Description	Fund Code	Amount Paid
2026-02-27	PG&E	00592483	0541963339-0 JAN2026	TS @ CALVERT/CALVERT	General Fund	36.62
				Total for Payment No.:		36.62

Payment No: 731917

Payment Date	Vendor Name	Voucher No.	Invoice No.	Description	Fund Code	Amount Paid
2026-02-13	GREG PENSINGER	00591484	42838JAN2026	LiveScan Reimbursement	General Fund	35.65
				Total for Payment No.:		35.65

Payment No: 731894

Payment Date	Vendor Name	Voucher No.	Invoice No.	Description	Fund Code	Amount Paid
2026-02-13	ALLIED AUTO STORES	00591238	01IX8397	Parts V#3499	Fleet Operation Fund	33.17
				Total for Payment No.:		33.17

Payment No: 731869

Payment Date	Vendor Name	Voucher No.	Invoice No.	Description	Fund Code	Amount Paid
2026-02-13	SUBRAMANIAN, JAGANNATH	00592400	73769-03 UTILITY REFUND	UTILITY REFUND	General Fund	32.68
				Total for Payment No.:		32.68

Payment No: 732177

Payment Date	Vendor Name	Voucher No.	Invoice No.	Description	Fund Code	Amount Paid
2026-02-27	YUAN, JIE	00592965	65489-21 UTILITY REFUND	UTILITY REFUND	General Fund	31.66
				Total for Payment No.:		31.66

Payment No: 731893

Payment Date	Vendor Name	Voucher No.	Invoice No.	Description	Fund Code	Amount Paid
2026-02-13	ALFRED MCNEAL	00591496	42839JAN2026	LiveScan Reimbursement	General Fund	30.00
				Total for Payment No.:		30.00

Payment No: 731955

Payment Date	Vendor Name	Voucher No.	Invoice No.	Description	Fund Code	Amount Paid
2026-02-13	SHRADDHA SORTE	00591490	42837JAN2026	Livescan Reimbirsement	General Fund	29.50
				Total for Payment No.:		29.50

Payment No: 732149

Payment Date	Vendor Name	Voucher No.	Invoice No.	Description	Fund Code	Amount Paid
2026-02-27	HILARY HASKELL	00592931	65461-33 UTILITY REFUND	UTILITY REFUND	General Fund	29.39

Payment Date	Vendor Name	Voucher No.	Invoice No.	Description	Fund Code	Amount Paid
				Total for Payment No.:		29.39

Payment No: 035836

Payment Date	Vendor Name	Voucher No.	Invoice No.	Description	Fund Code	Amount Paid
2026-02-13	GRAINGER	00591433	9784557481	STAD EMS SUPPLIES	General Fund	28.59
				Total for Payment No.:		28.59

Payment No: 732168

Payment Date	Vendor Name	Voucher No.	Invoice No.	Description	Fund Code	Amount Paid
2026-02-27	SERENE KIM	00592934	78164-09 UTILITY REFUND	UTILITY REFUND	General Fund	27.54
				Total for Payment No.:		27.54

Payment No: 732280

Payment Date	Vendor Name	Voucher No.	Invoice No.	Description	Fund Code	Amount Paid
2026-02-27	ST JUSTIN COMMUNITY MINISTRY	00593197	7330FEB2026	OVER PAYMENT	General Fund	26.00
				Total for Payment No.:		26.00

Payment No: 731850

Payment Date	Vendor Name	Voucher No.	Invoice No.	Description	Fund Code	Amount Paid
2026-02-13	LI, CHENG	00592399	72068-17 UTILITY REFUND	UTILITY REFUND	General Fund	25.32
				Total for Payment No.:		25.32

Payment No: 731977

Payment Date	Vendor Name	Voucher No.	Invoice No.	Description	Fund Code	Amount Paid
2026-02-20	LAVAUD, JEAN PAUL	00570326	29499-12 UTILITY REFUND	UTILITY REFUND	General Fund	24.76
				Total for Payment No.:		24.76

Payment No: 731974

Payment Date	Vendor Name	Voucher No.	Invoice No.	Description	Fund Code	Amount Paid
2026-02-20	BUFFINGTON, CHARLES E	00576816	31146-03 UTILITY REFUND	UTILITY REFUND	General Fund	24.67
				Total for Payment No.:		24.67

Payment No: 731831

Payment Date	Vendor Name	Voucher No.	Invoice No.	Description	Fund Code	Amount Paid
2026-02-13	CASEY WHELAN	00592382	46597-20 UTILITY REFUND	UTILITY REFUND	General Fund	24.55
				Total for Payment No.:		24.55

Payment No: 732170

Payment Date	Vendor Name	Voucher No.	Invoice No.	Description	Fund Code	Amount Paid
2026-02-27	SRINIVASAN, SOUNDARYA	00592957	44677-29 UTILITY REFUND	UTILITY REFUND	General Fund	24.37
				Total for Payment No.:		24.37

Payment No: 731822

Payment Date	Vendor Name	Voucher No.	Invoice No.	Description	Fund Code	Amount Paid
2026-02-13	ACTION PROPERTIES	00592371	28606-08 UTILITY REFUND	UTILITY REFUND	General Fund	22.99
				Total for Payment No.:		22.99

Payment No: 732153

Payment Date	Vendor Name	Voucher No.	Invoice No.	Description	Fund Code	Amount Paid
2026-02-27	JAD ALRIYABI	00592939	88699-05 UTILITY REFUND	UTILITY REFUND	General Fund	22.25
				Total for Payment No.:		22.25

Payment No: 732266

Payment Date	Vendor Name	Voucher No.	Invoice No.	Description	Fund Code	Amount Paid
2026-02-27	PINE CONE LUMBER CO	00592553	303651	SCREWS	General Fund	21.17
				Total for Payment No.:		21.17

Payment No: 732229

Payment Date	Vendor Name	Voucher No.	Invoice No.	Description	Fund Code	Amount Paid
2026-02-27	HERITAGE LANDSCAPE SUPPLY	00592174	0024885001-001	MATERIALS - TREE	General Fund	18.55
				Total for Payment No.:		18.55

Payment No: 731882

Payment Date	Vendor Name	Voucher No.	Invoice No.	Description	Fund Code	Amount Paid
2026-02-13	YUNG CHEN SUN	00592383	47241-33 UTILITY REFUND	UTILITY REFUND	General Fund	18.28
				Total for Payment No.:		18.28

Payment No: 732166

Payment Date	Vendor Name	Voucher No.	Invoice No.	Description	Fund Code	Amount Paid
2026-02-27	RICHARD O'BRIEN	00592919	20284-08 UTILITY REFUND	UTILITY REFUND	General Fund	17.51
				Total for Payment No.:		17.51

Payment No: 731879

Payment Date	Vendor Name	Voucher No.	Invoice No.	Description	Fund Code	Amount Paid
2026-02-13	XINYU WANG	00592411	85299-02 UTILITY REFUND	UTILITY REFUND	General Fund	16.18
				Total for Payment No.:		16.18

Payment No: 732178

Payment Date	Vendor Name	Voucher No.	Invoice No.	Description	Fund Code	Amount Paid
2026-02-27	ZHAO, BRIANA	00592914	12689-24 UTILITY REFUND	UTILITY REFUND	General Fund	15.60

Payment Date	Vendor Name	Voucher No.	Invoice No.	Description	Fund Code	Amount Paid
				Total for Payment No.:		15.60

Payment No: 732392

Payment Date	Vendor Name	Voucher No.	Invoice No.	Description	Fund Code	Amount Paid
2026-03-06	STANDARD PLUMBING SUPPLY CO	00592804	ZZTX91	CONTROL STOP PACK	General Fund	13.89
				Total for Payment No.:		13.89

Payment No: 035888

Payment Date	Vendor Name	Voucher No.	Invoice No.	Description	Fund Code	Amount Paid
2026-02-20	BADGER METER INC	00592659	80225634	CELLULAR SERVICE FEES FOR SMAR	Water Utility	13.65
				Total for Payment No.:		13.65

Payment No: 731830

Payment Date	Vendor Name	Voucher No.	Invoice No.	Description	Fund Code	Amount Paid
2026-02-13	CAM LU	00592387	57472-10 UTILITY REFUND	UTILITY REFUND	General Fund	9.53
				Total for Payment No.:		9.53

Payment No: 731834

Payment Date	Vendor Name	Voucher No.	Invoice No.	Description	Fund Code	Amount Paid
2026-02-13	DENNIS GORSHTEYN	00592361	19243-14 UTILITY REFUND	UTILITY REFUND	General Fund	8.97
				Total for Payment No.:		8.97

Payment No: 731940

Payment Date	Vendor Name	Voucher No.	Invoice No.	Description	Fund Code	Amount Paid
2026-02-13	PINE CONE LUMBER CO	00591311	300470	LUMBER	General Fund	6.83
2026-02-13	PINE CONE LUMBER CO	00591311	300470	CA LPA 1%	General Fund	0.36
				Total for Payment No.:		7.19

Payment No: 731825

Payment Date	Vendor Name	Voucher No.	Invoice No.	Description	Fund Code	Amount Paid
2026-02-13	ANDRII SKRYPKAR	00592370	28454-12 UTILITY REFUND	UTILITY REFUND	General Fund	7.11
				Total for Payment No.:		7.11

Payment No: 732144

Payment Date	Vendor Name	Voucher No.	Invoice No.	Description	Fund Code	Amount Paid
2026-02-27	CHLOE WONG	00592916	14732-28 UTILITY REFUND	UTILITY REFUND	General Fund	6.34
				Total for Payment No.:		6.34

Payment No: 731823

Payment Date	Vendor Name	Voucher No.	Invoice No.	Description	Fund Code	Amount Paid
2026-02-13	AGUSTIN VARGAS	00592364	23204-25 UTILITY REFUND	UTILITY REFUND	General Fund	0.15
				Total for Payment No.:		0.15

All Other City Funds Group Total	**26,493,108.47**
Overall Total	**73,109,997.68**

26-455 Agenda Date: 5/5/2026

REPORT TO COUNCIL

SUBJECT
Action on City Bills and Claims Report for the period March 7, 2026 - April 3, 2026

BACKGROUND
Disbursements made by the City of Santa Clara (City) are based on invoices submitted for payment. Prior to payment, staff reviews all disbursement documents to ensure they are reflective of the goods or services provided. Invoices are usually paid within 30 days of receipt of an accurate invoice. As a final step, the City Auditor, or designee, verifies all documents before the City issues payment. Payments are issued through accounts payable checks and wire transfers. It is important to note that items that pertain to Stadium Authority operations are billed to the Stadium Manager (ManCo) to pay on behalf of the Stadium Authority for Non-NFL events, and on behalf of the 49ers for NFL events.

The Bills and Claims Report, as required by the City Charter, represents the cash disbursements required for operations of the City for the reporting period covered. The report reflects the payment date, invoice number, description of the payment, funding source, and payment amount for all invoices. The budget control is set by the City Council through the budget adoption process. The attached report is sorted by Silicon Valley Power (SVP) expenses first, followed by the rest of the City funds.

DISCUSSION
Significant expenditures in this period include:

- Payment to Northern California Power Agency in the amount of $21,310,295 for March 2026 all resources bill.
- Payment to Castanea Project, LLC., in the amount of $6,383,916 for January and February 2026 solar power purchase with battery energy storage system.
- Payment to EDF Trading North America, LLC in the amount of $2,943,399 for February 2026 physical natural gas balancing services for SVP generation facilities.
- Payment to MSR Public Power Agency/Energy Authority in the amount of $2,432,098 for February and March 2026 power purchase and March 2026 administrative cost.
- Payment to Santa Clara Valley Water in the amount of $2,064,199 for January 2026 Pump Tax (a groundwater charge that is used to pay for the protection and augmentation of water supplies in the basin).
- Payment to Tri-Dam Authority/Project in the amount of $1,814,354 for February 2026 Hydroelectric purchase.

Payments to ManCo are not included in the City’s Bills and Claims report as they are currently reported through a separate Stadium Authority Bills and Claims report. Stadium Authority related

payments in the City's Bills and Claims report include general administrative, material, and supply expenses of approximately $721,289. Included in this amount are payments totaling $393,277 to Sunnyvale Department of Public Safety, City of Menlo Park, City of Stockton, City of Modesto, City of Vacaville, Santa Clara County Sheriff, Monterey County, and City and County of San Francisco for protection services for events at the stadium. Also, $99,145 to Axon Enterprise, Inc., for purchase of body worn cameras and multi bay dock bundle and $117,463 to Mile High Shooting Accessories LLC., for six sniper rifles and accessories. These expenses are reimbursed to the City by the Stadium Authority.

During this period, payments were made on behalf of the City and the Santa Clara Stadium Authority (described above).

Certain information such as names of law firms, legal expert consultants, and recipients of workers' compensation have been redacted from the Bills and Claims report. The Supreme Court of California in Los Angeles County Board of Supervisors v. Superior Court, (2016) 2 Cal.5th 282, held that invoices specifying the amounts billed by a law firm to a client fall within the scope of attorney-client privilege while the matters are active. In addition, the California Court of Appeal has established that the attorney work product privilege applies to services provided by non-testifying expert consultants retained by an attorney. See County of Los Angeles v. Superior Court (1990) 222 Cal.App.3d 647, 655. Therefore, in accordance with case law, the names of law firms and expert consultants retained by the City, and the specific amounts billed by each, have been redacted from the public report to maintain the confidentiality of billing records for legal and expert consulting services. Furthermore, individually identifiable information about recipients of workers' compensation has also been redacted from the report based on California Labor Code section 138.7.

ENVIRONMENTAL REVIEW

The action being considered does not constitute a "project" within the meaning of the California Environmental Quality Act ("CEQA") pursuant to section 15378(b)(4) of Title 14 of the Code of Regulations in that it is a fiscal activity that does not involve any commitment to any specific project which may result in a potentially significant impact on the environment.

FISCAL IMPACT

The expenditures of $75,463,424 were appropriated to various funds with the adoption of the Fiscal Year 2025/26 budget, as amended.

COORDINATION

This report has been coordinated with the City Attorney's Office.

PUBLIC CONTACT

Public contact was made by posting the Council agenda on the City's official-notice bulletin board outside City Hall Council Chambers. A complete agenda packet is available on the City's website and in the City Clerk's Office at least 72 hours prior to a Regular Meeting and 24 hours prior to a Special Meeting. A hard copy of any agenda report may be requested by contacting the City Clerk's Office at (408) 615-2220, email clerk@santaclaraca.gov or at the public information desk at any City of Santa Clara public library.

RECOMMENDATION

Approve the list of Bills and Claims for March 7, 2026 - April 3, 2026.

Reviewed by: David Noce, Audit Manager
Approved by: Jovan D. Grogan, City Manager

ATTACHMENTS
1. Bills and Claims Approved for Payment Report

City of Santa Clara
List of All Bills and Claims Approved for Payment
From 03/07/2026 to 04/03/2026

Run Date 4/14/2026
Run Time 15:21:03 PM

Sorted by Payment Amount

Fund Group: Electric Utility Funds

Payment No: W26209

Payment Date	Vendor Name	Voucher No.	Invoice No.	Description	Fund Code	Amount Paid
2026-03-25	NORTHERN CALIF POWER AGENCY	00594765	006002-0326027	FY26 NET EXPENSE	Electric Utility-Ops General	21,180,191.00
2026-03-25	NORTHERN CALIF POWER AGENCY	00594765	006002-0326027	FY26 LEG & REG SUPPORT EXP	Electric Utility-Ops General	72,398.00
2026-03-25	NORTHERN CALIF POWER AGENCY	00594765	006002-0326027	FY26 PASS THRU DEED DUES	Electric Utility-Ops General	562.00
2026-03-25	NORTHERN CALIF POWER AGENCY	00594765	006002-0326027	FY26 PASS THRU BAMX CONSULTING	Electric Utility-Ops General	41,094.00
2026-03-25	NORTHERN CALIF POWER AGENCY	00594765	006002-0326027	FY26 PASS THRU SEPA DUES	Electric Utility-Ops General	235.00
2026-03-25	NORTHERN CALIF POWER AGENCY	00594765	006002-0326027	FY26 PASS THRU CEE DUES	Electric Utility-Ops General	56.00
2026-03-25	NORTHERN CALIF POWER AGENCY	00594765	006002-0326027	FY26 PASS THRU ASE DUES	Electric Utility-Ops General	14.00
2026-03-25	NORTHERN CALIF POWER AGENCY	00594765	006002-0326027	FY26 PASS THRU APPA DUES	Electric Utility-Ops General	6,847.00
2026-03-25	NORTHERN CALIF POWER AGENCY	00594765	006002-0326027	FY26 PASS THRU WREGIS FEE	Electric Utility-Ops Restrictd	236.00
2026-03-25	NORTHERN CALIF POWER AGENCY	00594765	006002-0326027	FY26 PASS THRU CUST. PROG PROJ	Electric Utility-Ops Restrictd	5,180.00
2026-03-25	NORTHERN CALIF POWER AGENCY	00594765	006002-0326027	FY26 PASS THRU CCES INV26-016	Electric Utility-Ops Restrictd	3,482.00
				Total for Payment No.:		21,310,295.00

Payment No: 036366

Payment Date	Vendor Name	Voucher No.	Invoice No.	Description	Fund Code	Amount Paid
2026-04-02	CASTANEA PROJECT, LLC	00594699	CA-SVP-014	2602 SOLAR ENERGY PURCHASE	Electric Utility-Ops General	1,268,597.93
2026-04-02	CASTANEA PROJECT, LLC	00594699	CA-SVP-014	2602 SOLAR DEEMED DELIVERED	Electric Utility-Ops General	29,703.98
2026-04-02	CASTANEA PROJECT, LLC	00594699	CA-SVP-014	2602 BATTERY ENERGY PURCHASE	Electric Utility-Ops General	2,092,500.00
				Total for Payment No.:		3,390,801.91

Payment No: 036122

Payment Date	Vendor Name	Voucher No.	Invoice No.	Description	Fund Code	Amount Paid
2026-03-13	CASTANEA PROJECT, LLC	00593241	CA-SVP-013	2601 SOLAR ENERGY PURCHASE	Electric Utility-Ops General	899,462.03
2026-03-13	CASTANEA PROJECT, LLC	00593241	CA-SVP-013	2601 SOLAR DEEMED DELIVERED	Electric Utility-Ops General	1,151.85
2026-03-13	CASTANEA PROJECT, LLC	00593241	CA-SVP-013	2601 BATTERY ENERGY PURCHASE	Electric Utility-Ops General	2,092,500.00
				Total for Payment No.:		2,993,113.88

Payment No: W26208

Payment Date	Vendor Name	Voucher No.	Invoice No.	Description	Fund Code	Amount Paid
2026-03-25	EDF TRADING NORTH AMERICA LLC	00594430	4987842	2602 LT PURCHASE GIA	Electric Utility-Ops General	1,261.43
2026-03-25	EDF TRADING NORTH AMERICA LLC	00594430	4987842	2602 ST SALE GIA	Electric Utility-Ops General	-247.24
2026-03-25	EDF TRADING NORTH AMERICA LLC	00594430	4987842	2602 IMBALANCE SALE GIA	Electric Utility-Ops General	-10.15
2026-03-25	EDF TRADING NORTH AMERICA LLC	00594430	4987842	2602 IMBALANCE PURCHASE GIA	Electric Utility-Ops General	11.11
2026-03-25	EDF TRADING NORTH AMERICA LLC	00594430	4987842	2602 LT PURCHASE DVR	Electric Utility-Ops General	3,656,238.57
2026-03-25	EDF TRADING NORTH AMERICA LLC	00594430	4987842	2602 ST SALE DVR	Electric Utility-Ops General	-716,627.76
2026-03-25	EDF TRADING NORTH AMERICA LLC	00594430	4987842	2602 IMBALANCE SALE DVR	Electric Utility-Ops General	-29,423.07

Payment Date	Vendor Name	Voucher No.	Invoice No.	Description	Fund Code	Amount Paid
2026-03-25	EDF TRADING NORTH AMERICA LLC	00594430	4987842	2602 IMBALANCE PURCHASE DVR	Electric Utility-Ops General	32,195.80
				Total for Payment No.:		2,943,398.69

Payment No: 036345

Payment Date	Vendor Name	Voucher No.	Invoice No.	Description	Fund Code	Amount Paid
2026-03-27	TRI-DAM PROJECT	00594242	2026-2 SVP	2602 BEARDSLEY RA	Electric Utility-Ops General	12,330.00
2026-03-27	TRI-DAM PROJECT	00594242	2026-2 SVP	2602 DONNELLS AS	Electric Utility-Ops General	615,755.69
2026-03-27	TRI-DAM PROJECT	00594242	2026-2 SVP	2602 DONNELLS BUNDLED ENERGY	Electric Utility-Ops General	324,000.00
2026-03-27	TRI-DAM PROJECT	00594242	2026-2 SVP	2602 TULLOCH BUNDLED ENERGY	Electric Utility-Ops General	306,633.62
2026-03-27	TRI-DAM PROJECT	00594242	2026-2 SVP	2602 TULLOCH RA CAPACITY	Electric Utility-Ops General	31,529.08
2026-03-27	TRI-DAM PROJECT	00594242	2026-2 SVP	2602 DONNELLS RA	Electric Utility-Ops General	63,103.00
2026-03-27	TRI-DAM PROJECT	00594242	2026-2 SVP	2602 BEARDSLEY BUNDLED ENERGY	Electric Utility-Ops General	181,032.94
				Total for Payment No.:		1,534,384.33

Payment No: 036243

Payment Date	Vendor Name	Voucher No.	Invoice No.	Description	Fund Code	Amount Paid
2026-03-20	MSR PUBLIC POWER AGENCY	00594557	030526	2602 BIG HORN SHAPING	Electric Utility-Ops General	386,863.77
2026-03-20	MSR PUBLIC POWER AGENCY	00594558	030826	2602 BIG HORN ENERGY	Electric Utility-Ops General	827,225.02
2026-03-20	MSR PUBLIC POWER AGENCY	00593713	030226	2603 RENEWABLE ADMIN COSTS	Electric Utility-Ops General	29,345.92
2026-03-20	MSR PUBLIC POWER AGENCY	00593713	030226	2603 PUR PWR SAN JUAN ACT	Electric Utility-Ops General	20,646.85
				Total for Payment No.:		1,264,081.56

Payment No: 036370

Payment Date	Vendor Name	Voucher No.	Invoice No.	Description	Fund Code	Amount Paid
2026-04-02	DAVEY TREE SURGERY	00594413	920327278	2601 TREE TRIM PWR LINES	Electric Utility-Ops General	353,333.36
2026-04-02	DAVEY TREE SURGERY	00594412	920320625	2512 TREE TRIM PWR LINES	Electric Utility-Ops General	374,069.28
2026-04-02	DAVEY TREE SURGERY	00594432	920322585	2602 TREE TRIM PWR LINES	Electric Utility-Ops General	328,291.11
				Total for Payment No.:		1,055,693.75

Payment No: 036242

Payment Date	Vendor Name	Voucher No.	Invoice No.	Description	Fund Code	Amount Paid
2026-03-20	MSR ENERGY AUTHORITY	00594102	EA2508	2602 NATURAL GAS PURCH DVR	Electric Utility-Ops General	827,009.68
2026-03-20	MSR ENERGY AUTHORITY	00594102	EA2508	2602 NATURAL GAS PURCH GIA	Electric Utility-Ops General	285.32
				Total for Payment No.:		827,295.00

Payment No: 036332

Payment Date	Vendor Name	Voucher No.	Invoice No.	Description	Fund Code	Amount Paid
2026-03-27	PROENERGY SERVICES LLC	00594752	175510	LEASE OF LM6000 PC GAS TURBINE	Electric Utility-Ops General	793,650.00
				Total for Payment No.:		793,650.00

Payment No: 732959

Payment Date	Vendor Name	Voucher No.	Invoice No.	Description	Fund Code	Amount Paid
2026-04-02	PG&E	00594705	6738869084-3 MAR2026	2602 GAS TRANSPORT DVR	Electric Utility-Ops General	699,867.45
				Total for Payment No.:		699,867.45

Payment No: 036201

Payment Date	Vendor Name	Voucher No.	Invoice No.	Description	Fund Code	Amount Paid
2026-03-20	AQUAMARINE WESTSIDE, LLC	00593239	AQUA-SVP-02-013	2601 SOLAR ENERGY&REC	Electric Utility-Ops	1,010,372.50

Payment Date	Vendor Name	Voucher No.	Invoice No.	Description	Fund Code	Amount Paid
				PURCHASE	General	
2026-03-20	AQUAMARINE WESTSIDE, LLC	00593239	AQUA-SVP-02-013	2601 AVAILABLE SOLAR ENERGY	Electric Utility-Ops General	126.35
2026-03-20	AQUAMARINE WESTSIDE, LLC	00593239	AQUA-SVP-02-013	2601 CAISO REIMB CREDIT	Electric Utility-Ops General	-351,078.04
				Total for Payment No.:		659,420.81

Payment No: 036222

Payment Date	Vendor Name	Voucher No.	Invoice No.	Description	Fund Code	Amount Paid
2026-03-20	FRIANT POWER AUTHORITY	00594416	866	2602 ENERGY PURCH (HYDRO2)	Electric Utility-Ops General	384,311.06
2026-03-20	FRIANT POWER AUTHORITY	00594416	866	2602 ENERGY PURCH (HYDRO1)	Electric Utility-Ops General	231,274.85
				Total for Payment No.:		615,585.91

Payment No: 036160

Payment Date	Vendor Name	Voucher No.	Invoice No.	Description	Fund Code	Amount Paid
2026-03-13	PROENERGY SERVICES LLC	00594014	175719	LEASE OF LM6000 PC GAS TURBINE	Electric Utility-Ops General	595,237.50
				Total for Payment No.:		595,237.50

Payment No: 036205

Payment Date	Vendor Name	Voucher No.	Invoice No.	Description	Fund Code	Amount Paid
2026-03-20	BEAR ELECTRICAL SOLUTIONS, INC.	00594294	29182	25% CONTINGENCY.	Electric Utility-Street Lights	21,492.86
2026-03-20	BEAR ELECTRICAL SOLUTIONS, INC.	00594294	29182	GREAT AMERICA PARKWAY STREETLI	Electric Utility-Street Lights	571,882.00
2026-03-20	BEAR ELECTRICAL SOLUTIONS, INC.	00594294	29182	RETENTION	Electric Utility-Street Lights	-29,668.74
				Total for Payment No.:		563,706.12

Payment No: 036178

Payment Date	Vendor Name	Voucher No.	Invoice No.	Description	Fund Code	Amount Paid
2026-03-13	TUCKER CONSTRUCTION	00593935	34977B	MOBILIZATION, LABOR, OPERATOR,	Electric Utility-Construction	441,238.59
2026-03-13	TUCKER CONSTRUCTION	00593787	34909F	MOBILIZATION, LABOR, OPERATOR,	Electric Utility-Construction	8,021.89
2026-03-13	TUCKER CONSTRUCTION	00593787	34909F	MATERIALS FOR FENCING AND TRAF	Electric Utility-Construction	53,479.22
				Total for Payment No.:		502,739.70

Payment No: 036339

Payment Date	Vendor Name	Voucher No.	Invoice No.	Description	Fund Code	Amount Paid
2026-03-27	STANTEC CONSULTING SERVICES	00594820	2535174	CHANGE ORDER 2 (CHANGE ORDER 4	Electric Utility-Construction	251,948.21
2026-03-27	STANTEC CONSULTING SERVICES	00594820	2535174	CHANGE ORDER 3 (CHANGE ORDER 5	Electric Utility-Construction	3,697.79
2026-03-27	STANTEC CONSULTING SERVICES	00594819	2535177	CHANGE ORDER 3 (CHANGE ORDER 5	Electric Utility-Construction	226,407.25
				Total for Payment No.:		482,053.25

Payment No: 036239

Payment Date	Vendor Name	Voucher No.	Invoice No.	Description	Fund Code	Amount Paid
2026-03-20	MANZANA WIND LLC	00594103	289961	2602 ENERGY PURCHSE (WIND)	Electric Utility-Ops General	561,062.65
2026-03-20	MANZANA WIND LLC	00594103	289961	2602 PPA ENERGY REVENUE (WIND)	Electric Utility-Ops General	-125,631.46
				Total for Payment No.:		435,431.19

Payment No: 036195

Payment Date	Vendor Name	Voucher No.	Invoice No.	Description	Fund Code	Amount Paid
2026-03-20	AECOM TECHNICAL SERVICES, INC	00594378	2001115597	CHANGE ORDER 2: ADDITIONAL SER	Electric Utility-Construction	80,180.52
2026-03-20	AECOM TECHNICAL SERVICES, INC	00594374	2001112743	ADDITIONAL PROJECT MANAGEMENT	Electric Utility-Construction	53,200.78

Payment Date	Vendor Name	Voucher No.	Invoice No.	Description	Fund Code	Amount Paid
2026-03-20	AECOM TECHNICAL SERVICES, INC	00594375	2001115591	ADDITIONAL PROJECT MANAGEMENT	Electric Utility-Construction	30,921.94
2026-03-20	AECOM TECHNICAL SERVICES, INC	00594376	2001115606	ADDITIONAL PROJECT MANAGEMENT	Electric Utility-Construction	29,835.15
2026-03-20	AECOM TECHNICAL SERVICES, INC	00594377	2001112137	CHANGE ORDER 2: ADDITIONAL SER	Electric Utility-Construction	72,928.84
2026-03-20	AECOM TECHNICAL SERVICES, INC	00594364	2001112732	ADDITIONAL PROJECT MANAGEMENT	Electric Utility-Construction	36,031.33
2026-03-20	AECOM TECHNICAL SERVICES, INC	00594363	2001098184	ADDITIONAL PROJECT MANAGEMENT	Electric Utility-Construction	51,145.10
2026-03-20	AECOM TECHNICAL SERVICES, INC	00594368	2001098188	ADDITIONAL PROJECT MANAGEMENT	Electric Utility-Construction	59,928.82
				Total for Payment No.:		414,172.48

Payment No: 036176

Payment Date	Vendor Name	Voucher No.	Invoice No.	Description	Fund Code	Amount Paid
2026-03-13	TRANSMISSION AGENCY OF NORTHERN CA	00593234	FEBRUARY 2026	2604 DEBT SERVICE (TANC)	Electric Utility-Ops General	117,169.25
2026-03-13	TRANSMISSION AGENCY OF NORTHERN CA	00593234	FEBRUARY 2026	2603 DEBT SERVICE (SOT)	Electric Utility-Ops General	5,059.00
2026-03-13	TRANSMISSION AGENCY OF NORTHERN CA	00593234	FEBRUARY 2026	2604 TANC A&G	Electric Utility-Ops General	106,015.42
2026-03-13	TRANSMISSION AGENCY OF NORTHERN CA	00593234	FEBRUARY 2026	2604 COTP O&M	Electric Utility-Ops General	175,859.33
2026-03-13	TRANSMISSION AGENCY OF NORTHERN CA	00593234	FEBRUARY 2026	2602 SOT FAC CHARGE	Electric Utility-Ops General	4,057.83
2026-03-13	TRANSMISSION AGENCY OF NORTHERN CA	00593234	FEBRUARY 2026	2601 SOT ADMIN COSTS	Electric Utility-Ops General	1,734.42
				Total for Payment No.:		409,895.25

Payment No: 003977

Payment Date	Vendor Name	Voucher No.	Invoice No.	Description	Fund Code	Amount Paid
2026-03-16	JP MORGAN CHASE BANK, N.A. PROCUREMENT	00595800	PC0226EADM	SCHWEITZER ENGINEER (Purchase)	Electric Utility-Construction	2,297.35

Payment Date	Vendor Name	Voucher No.	Invoice No.	Description	Fund Code	Amount Paid
2026-03-16	JP MORGAN CHASE BANK, N.A. PROCUREMENT	00595800	PC0226EADM	SCHWEITZER ENGINEER (Purchase)	Electric Utility-Construction	1,050.00
2026-03-16	JP MORGAN CHASE BANK, N.A. PROCUREMENT	00595800	PC0226EADM	AMAZON MKTPL (Purchase)	Electric Utility-Construction	171.36
2026-03-16	JP MORGAN CHASE BANK, N.A. PROCUREMENT	00595802	PC0226EFLD	BLUECOSMO (Purchase)	Electric Utility-Ops General	56.65
2026-03-16	JP MORGAN CHASE BANK, N.A. PROCUREMENT	00595802	PC0226EFLD	4TE*LIFELINE SYSTEM (Purchase)	Electric Utility-Ops General	50.95
2026-03-16	JP MORGAN CHASE BANK, N.A. PROCUREMENT	00595802	PC0226EFLD	AMAZON MKTPL (Purchase)	Electric Utility-Ops General	48.00
2026-03-16	JP MORGAN CHASE BANK, N.A. PROCUREMENT	00595802	PC0226EFLD	MARCELL (Purchase)	Electric Utility-Ops General	179.40
2026-03-16	JP MORGAN CHASE BANK, N.A. PROCUREMENT	00595802	PC0226EFLD	DOBLE ENGINEERING C (Purchase)	Electric Utility-Ops General	2,295.00
2026-03-16	JP MORGAN CHASE BANK, N.A. PROCUREMENT	00595802	PC0226EFLD	MICRO CENTER 195 (Purchase)	Electric Utility-Ops General	1,041.69
2026-03-16	JP MORGAN CHASE BANK, N.A. PROCUREMENT	00595802	PC0226EFLD	THE HOME DEPOT 630 (Purchase)	Electric Utility-Ops General	83.71
2026-03-16	JP MORGAN CHASE BANK, N.A. PROCUREMENT	00595802	PC0226EFLD	GRAINGER (Purchase)	Electric Utility-Ops General	139.88
2026-03-16	JP MORGAN CHASE BANK, N.A. PROCUREMENT	00595802	PC0226EFLD	SOUTHWEST (Purchase)	Electric Utility-Ops General	438.81
2026-03-16	JP MORGAN CHASE BANK, N.A. PROCUREMENT	00595802	PC0226EFLD	SP UTILITY PIPE SUP (Purchase)	Electric Utility-Ops General	1,037.50
2026-03-16	JP MORGAN CHASE BANK, N.A. PROCUREMENT	00595802	PC0226EFLD	GRAINGER (Purchase)	Electric Utility-Ops General	80.81
2026-03-16	JP MORGAN CHASE BANK, N.A. PROCUREMENT	00595802	PC0226EFLD	THE HOME DEPOT 630 (Purchase)	Electric Utility-Ops General	14.16
2026-03-16	JP MORGAN CHASE BANK, N.A. PROCUREMENT	00595802	PC0226EFLD	GRAINGER (Purchase)	Electric Utility-Ops General	121.48
2026-03-16	JP MORGAN CHASE BANK, N.A. PROCUREMENT	00595802	PC0226EFLD	MCMASTER-CARR (Purchase)	Electric Utility-Ops General	155.56
2026-03-16	JP MORGAN CHASE BANK, N.A. PROCUREMENT	00595802	PC0226EFLD	ANCHOR ELECTRONICS (Purchase)	Electric Utility-Ops General	347.84
2026-03-16	JP MORGAN CHASE BANK, N.A.	00595803	PC0226EREC	UPS BATTERY CENTER (Purchase)	Electric Utility-Ops	1,199.98

Payment Date	Vendor Name	Voucher No.	Invoice No.	Description	Fund Code	Amount Paid
	PROCUREMENT				General	
2026-03-16	JP MORGAN CHASE BANK, N.A. PROCUREMENT	00595803	PC0226EREC	WEB (Purchase)	Electric Utility-Ops General	335.90
2026-03-16	JP MORGAN CHASE BANK, N.A. PROCUREMENT	00595803	PC0226EREC	WEB (Purchase)	Electric Utility-Ops General	21.99
2026-03-16	JP MORGAN CHASE BANK, N.A. PROCUREMENT	00595802	PC0226EFLD	GRAINGER (Purchase)	Electric Utility-Ops General	127.56
2026-03-16	JP MORGAN CHASE BANK, N.A. PROCUREMENT	00595803	PC0226EREC	INFORMATION SYSTEM (Purchase)	Electric Utility-Ops General	225.00
2026-03-16	JP MORGAN CHASE BANK, N.A. PROCUREMENT	00595803	PC0226EREC	FS *TECHSMITH (Purchase)	Electric Utility-Ops General	56.45
2026-03-16	JP MORGAN CHASE BANK, N.A. PROCUREMENT	00595803	PC0226EREC	AMAZON MKTPL (Purchase)	Electric Utility-Ops General	66.00
2026-03-16	JP MORGAN CHASE BANK, N.A. PROCUREMENT	00595803	PC0226EREC	DMI* DELL BUS ONLIN (Purchase)	Electric Utility-Ops General	1,428.60
2026-03-16	JP MORGAN CHASE BANK, N.A. PROCUREMENT	00595803	PC0226EREC	ZOOM.COM 888-799-96 (Purchase)	Electric Utility-Ops General	159.90
2026-03-16	JP MORGAN CHASE BANK, N.A. PROCUREMENT	00595803	PC0226EREC	AMAZON MKTPL (Purchase)	Electric Utility-Ops General	15.70
2026-03-16	JP MORGAN CHASE BANK, N.A. PROCUREMENT	00595803	PC0226EREC	AMAZON MKTPL (Purchase)	Electric Utility-Ops General	28.35
2026-03-16	JP MORGAN CHASE BANK, N.A. PROCUREMENT	00595803	PC0226EREC	AMAZON MKTPL (Purchase)	Electric Utility-Ops General	114.00
2026-03-16	JP MORGAN CHASE BANK, N.A. PROCUREMENT	00595809	PC0226HREC	JOBTARGET (Purchase)	Electric Utility-Ops General	524.00
2026-03-16	JP MORGAN CHASE BANK, N.A. PROCUREMENT	00595801	PC0226EDVR	WELDER S HEAVEN (Purchase)	Electric Utility-Ops General	386.01
2026-03-16	JP MORGAN CHASE BANK, N.A. PROCUREMENT	00595801	PC0226EDVR	WELDER S HEAVEN (Purchase)	Electric Utility-Ops General	52.36
2026-03-16	JP MORGAN CHASE BANK, N.A. PROCUREMENT	00595801	PC0226EDVR	THE HOME DEPOT 063 (Purchase)	Electric Utility-Ops General	483.36
2026-03-16	JP MORGAN CHASE BANK, N.A. PROCUREMENT	00595801	PC0226EDVR	LOWES 02211 (Purchase)	Electric Utility-Ops General	5.89
2026-03-16	JP MORGAN CHASE BANK, N.A. PROCUREMENT	00595801	PC0226EDVR	COMPRESSORPARTSEXPR (Purchase)	Electric Utility-Ops General	101.96

Payment Date	Vendor Name	Voucher No.	Invoice No.	Description	Fund Code	Amount Paid
2026-03-16	JP MORGAN CHASE BANK, N.A. PROCUREMENT	00595801	PC0226EDVR	BASIN VALVE BLAIR M (Purchase)	Electric Utility-Ops General	2,240.14
2026-03-16	JP MORGAN CHASE BANK, N.A. PROCUREMENT	00595801	PC0226EDVR	THE HOME DEPOT 630 (Purchase)	Electric Utility-Ops General	27.12
2026-03-16	JP MORGAN CHASE BANK, N.A. PROCUREMENT	00595801	PC0226EDVR	ELECTRO SWITCH CORP (Purchase)	Electric Utility-Ops General	1,241.39
2026-03-16	JP MORGAN CHASE BANK, N.A. PROCUREMENT	00595801	PC0226EDVR	MOTION INDUSTRIES I (Purchase)	Electric Utility-Ops General	310.29
2026-03-16	JP MORGAN CHASE BANK, N.A. PROCUREMENT	00595806	PC0226FACL	AMAZON MKTPL (Purchase)	Electric Utility-Ops General	258.00
2026-03-16	JP MORGAN CHASE BANK, N.A. PROCUREMENT	00595806	PC0226FACL	THE HOME DEPOT 063 (Purchase)	Electric Utility-Ops General	5.83
2026-03-16	JP MORGAN CHASE BANK, N.A. PROCUREMENT	00595806	PC0226FACL	THE HOME DEPOT 0630 (Credit)	Electric Utility-Ops General	-10.21
2026-03-16	JP MORGAN CHASE BANK, N.A. PROCUREMENT	00595806	PC0226FACL	THE HOME DEPOT 063 (Purchase)	Electric Utility-Ops General	14.73
2026-03-16	JP MORGAN CHASE BANK, N.A. PROCUREMENT	00595807	PC0226FINC	LOWES 02790 (Purchase)	Electric Utility-Ops General	36.07
2026-03-16	JP MORGAN CHASE BANK, N.A. PROCUREMENT	00595807	PC0226FINC	LOWES 02790 (Purchase)	Electric Utility-Ops General	92.36
2026-03-16	JP MORGAN CHASE BANK, N.A. PROCUREMENT	00595807	PC0226FINC	THE HOME DEPOT 063 (Purchase)	Electric Utility-Ops General	103.51
2026-03-16	JP MORGAN CHASE BANK, N.A. PROCUREMENT	00595807	PC0226FINC	AMAZON MKTPL (Purchase)	Electric Utility-Ops General	32.91
2026-03-16	JP MORGAN CHASE BANK, N.A. PROCUREMENT	00595800	PC0226EADM	ATT*BILL PAYMENT (Purchase)	Electric Utility-Ops General	128.40
2026-03-16	JP MORGAN CHASE BANK, N.A. PROCUREMENT	00595800	PC0226EADM	PANERA BREAD 20448 (Purchase)	Electric Utility-Ops General	61.24
2026-03-16	JP MORGAN CHASE BANK, N.A. PROCUREMENT	00595800	PC0226EADM	AMAZON MKTPL (Purchase)	Electric Utility-Ops General	51.30
2026-03-16	JP MORGAN CHASE BANK, N.A. PROCUREMENT	00595800	PC0226EADM	EUCI (Purchase)	Electric Utility-Ops General	1,595.00
2026-03-16	JP MORGAN CHASE BANK, N.A. PROCUREMENT	00595800	PC0226EADM	CALMUNI* CALIFORNIA (Purchase)	Electric Utility-Ops General	1,250.00
2026-03-16	JP MORGAN CHASE BANK, N.A.	00595800	PC0226EADM	CALMUNI* CALIFORNIA (Purchase)	Electric Utility-Ops	1,250.00

Payment Date	Vendor Name	Voucher No.	Invoice No.	Description	Fund Code	Amount Paid
	PROCUREMENT				General	
2026-03-16	JP MORGAN CHASE BANK, N.A. PROCUREMENT	00595800	PC0226EADM	SPI*DIRECTV SERVICE (Purchase)	Electric Utility-Ops General	261.98
2026-03-16	JP MORGAN CHASE BANK, N.A. PROCUREMENT	00595800	PC0226EADM	CALMUNI* CALIFORNIA (Purchase)	Electric Utility-Ops General	1,250.00
2026-03-16	JP MORGAN CHASE BANK, N.A. PROCUREMENT	00595800	PC0226EADM	PRYOR LEARNING (Purchase)	Electric Utility-Ops General	1,432.00
2026-03-16	JP MORGAN CHASE BANK, N.A. PROCUREMENT	00595800	PC0226EADM	CALMUNI* CALIFORNIA (Purchase)	Electric Utility-Ops General	1,250.00
2026-03-16	JP MORGAN CHASE BANK, N.A. PROCUREMENT	00595800	PC0226EADM	AMAZON MKTPL (Purchase)	Electric Utility-Ops General	41.86
2026-03-16	JP MORGAN CHASE BANK, N.A. PROCUREMENT	00595800	PC0226EADM	AMAZON.COM*B919Q614 (Purchase)	Electric Utility-Ops General	19.62
2026-03-16	JP MORGAN CHASE BANK, N.A. PROCUREMENT	00595800	PC0226EADM	THE SOURCING GROUP (Purchase)	Electric Utility-Ops General	70.93
2026-03-16	JP MORGAN CHASE BANK, N.A. PROCUREMENT	00595800	PC0226EADM	THE SOURCING GROUP (Purchase)	Electric Utility-Ops General	70.93
2026-03-16	JP MORGAN CHASE BANK, N.A. PROCUREMENT	00595800	PC0226EADM	AMAZON MKTPL (Purchase)	Electric Utility-Ops General	20.61
2026-03-16	JP MORGAN CHASE BANK, N.A. PROCUREMENT	00595800	PC0226EADM	AMAZON MKTPL (Purchase)	Electric Utility-Ops General	741.60
2026-03-16	JP MORGAN CHASE BANK, N.A. PROCUREMENT	00595800	PC0226EADM	IN *GOLDEN STATE RE (Purchase)	Electric Utility-Ops General	134.53
2026-03-16	JP MORGAN CHASE BANK, N.A. PROCUREMENT	00595800	PC0226EADM	IN *GOLDEN STATE RE (Purchase)	Electric Utility-Ops General	105.55
2026-03-16	JP MORGAN CHASE BANK, N.A. PROCUREMENT	00595800	PC0226EADM	FASTRAK CSC (Purchase)	Electric Utility-Ops General	25.00
2026-03-16	JP MORGAN CHASE BANK, N.A. PROCUREMENT	00595800	PC0226EADM	MINUTEMAN PRESS - S (Purchase)	Electric Utility-Ops General	581.72
2026-03-16	JP MORGAN CHASE BANK, N.A. PROCUREMENT	00595800	PC0226EADM	OPENAI *CHATGPT SUB (Purchase)	Electric Utility-Ops General	120.00
2026-03-16	JP MORGAN CHASE BANK, N.A. PROCUREMENT	00595800	PC0226EADM	RAND WORLDWIDE INC. (Purchase)	Electric Utility-Ops General	270.60
2026-03-16	JP MORGAN CHASE BANK, N.A. PROCUREMENT	00595801	PC0226EDVR	FAIRFIELD BY MARRIO (Purchase)	Electric Utility-Ops General	375.32

Payment Date	Vendor Name	Voucher No.	Invoice No.	Description	Fund Code	Amount Paid
2026-03-16	JP MORGAN CHASE BANK, N.A. PROCUREMENT	00595801	PC0226EDVR	ARIZONA GRAND- H LO (Purchase)	Electric Utility-Ops General	1,221.15
2026-03-16	JP MORGAN CHASE BANK, N.A. PROCUREMENT	00595801	PC0226EDVR	FAIRFIELD BY MARRIO (Purchase)	Electric Utility-Ops General	216.05
2026-03-16	JP MORGAN CHASE BANK, N.A. PROCUREMENT	00595801	PC0226EDVR	ARIZONA GRAND- H LO (Purchase)	Electric Utility-Ops General	1,221.15
2026-03-16	JP MORGAN CHASE BANK, N.A. PROCUREMENT	00595801	PC0226EDVR	WESTJET (Purchase)	Electric Utility-Ops General	1,027.11
2026-03-16	JP MORGAN CHASE BANK, N.A. PROCUREMENT	00595801	PC0226EDVR	INTERNATIONAL TRANS (Purchase)	Electric Utility-Ops General	5.63
2026-03-16	JP MORGAN CHASE BANK, N.A. PROCUREMENT	00595801	PC0226EDVR	INTERNATIONAL TRANS (Purchase)	Electric Utility-Ops General	3.24
2026-03-16	JP MORGAN CHASE BANK, N.A. PROCUREMENT	00595801	PC0226EDVR	DELTA (Purchase)	Electric Utility-Ops General	1,219.76
2026-03-16	JP MORGAN CHASE BANK, N.A. PROCUREMENT	00595801	PC0226EDVR	NPC (Purchase)	Electric Utility-Ops General	145.54
2026-03-16	JP MORGAN CHASE BANK, N.A. PROCUREMENT	00595801	PC0226EDVR	HACH COMPANY (Purchase)	Electric Utility-Ops General	563.85
2026-03-16	JP MORGAN CHASE BANK, N.A. PROCUREMENT	00595801	PC0226EDVR	FISHER-ROSEMOUNT (Purchase)	Electric Utility-Ops General	353.33
2026-03-16	JP MORGAN CHASE BANK, N.A. PROCUREMENT	00595801	PC0226EDVR	METTLER TOLEDO (Purchase)	Electric Utility-Ops General	427.32
2026-03-16	JP MORGAN CHASE BANK, N.A. PROCUREMENT	00595801	PC0226EDVR	AMERICAN TEXTILE A (Purchase)	Electric Utility-Ops General	677.94
2026-03-16	JP MORGAN CHASE BANK, N.A. PROCUREMENT	00595801	PC0226EDVR	VALIN CORPORATION (Purchase)	Electric Utility-Ops General	2,986.76
2026-03-16	JP MORGAN CHASE BANK, N.A. PROCUREMENT	00595801	PC0226EDVR	NPC (Purchase)	Electric Utility-Ops General	356.77
2026-03-16	JP MORGAN CHASE BANK, N.A. PROCUREMENT	00595801	PC0226EDVR	FISHER-ROSEMOUNT (Purchase)	Electric Utility-Ops General	3,703.72
2026-03-16	JP MORGAN CHASE BANK, N.A. PROCUREMENT	00595801	PC0226EDVR	EVOQUA WATER TECHNO (Purchase)	Electric Utility-Ops General	2,293.02
2026-03-16	JP MORGAN CHASE BANK, N.A. PROCUREMENT	00595801	PC0226EDVR	AIR SYSTEMS (Purchase)	Electric Utility-Ops General	618.86
2026-03-16	JP MORGAN CHASE BANK, N.A.	00595801	PC0226EDVR	AMAZON MKTPL (Purchase)	Electric Utility-Ops	381.93

Payment Date	Vendor Name	Voucher No.	Invoice No.	Description	Fund Code	Amount Paid
	PROCUREMENT				General	
2026-03-16	JP MORGAN CHASE BANK, N.A. PROCUREMENT	00595801	PC0226EDVR	AMAZON MKTPL (Purchase)	Electric Utility-Ops General	1,111.41
2026-03-16	JP MORGAN CHASE BANK, N.A. PROCUREMENT	00595801	PC0226EDVR	HACH COMPANY (Purchase)	Electric Utility-Ops General	193.17
2026-03-16	JP MORGAN CHASE BANK, N.A. PROCUREMENT	00595801	PC0226EDVR	AMAZON.COM*6K4Z40V9 (Purchase)	Electric Utility-Ops General	768.13
2026-03-16	JP MORGAN CHASE BANK, N.A. PROCUREMENT	00595801	PC0226EDVR	AMAZON MKTPL (Purchase)	Electric Utility-Ops General	39.18
2026-03-16	JP MORGAN CHASE BANK, N.A. PROCUREMENT	00595801	PC0226EDVR	THE HOME DEPOT 630 (Purchase)	Electric Utility-Ops General	369.13
2026-03-16	JP MORGAN CHASE BANK, N.A. PROCUREMENT	00595801	PC0226EDVR	MDS POWER INC (Purchase)	Electric Utility-Ops General	1,995.00
2026-03-16	JP MORGAN CHASE BANK, N.A. PROCUREMENT	00595801	PC0226EDVR	VALIN CORPORATION (Purchase)	Electric Utility-Ops General	1,301.01
2026-03-16	JP MORGAN CHASE BANK, N.A. PROCUREMENT	00595801	PC0226EDVR	ZORO TOOLS INC (Purchase)	Electric Utility-Ops General	179.31
2026-03-16	JP MORGAN CHASE BANK, N.A. PROCUREMENT	00595801	PC0226EDVR	ZORO TOOLS INC (Purchase)	Electric Utility-Ops General	169.14
2026-03-16	JP MORGAN CHASE BANK, N.A. PROCUREMENT	00595801	PC0226EDVR	ZORO TOOLS INC (Purchase)	Electric Utility-Ops General	22.31
2026-03-16	JP MORGAN CHASE BANK, N.A. PROCUREMENT	00595801	PC0226EDVR	THE HOME DEPOT 630 (Purchase)	Electric Utility-Ops General	52.85
2026-03-16	JP MORGAN CHASE BANK, N.A. PROCUREMENT	00595801	PC0226EDVR	THE HOME DEPOT 630 (Purchase)	Electric Utility-Ops General	171.24
2026-03-16	JP MORGAN CHASE BANK, N.A. PROCUREMENT	00595801	PC0226EDVR	AMAZON MKTPL (Purchase)	Electric Utility-Ops General	57.01
2026-03-16	JP MORGAN CHASE BANK, N.A. PROCUREMENT	00595801	PC0226EDVR	AMAZON MKTPL (Purchase)	Electric Utility-Ops General	40.69
2026-03-16	JP MORGAN CHASE BANK, N.A. PROCUREMENT	00595801	PC0226EDVR	ZORO TOOLS INC (Purchase)	Electric Utility-Ops General	91.39
2026-03-16	JP MORGAN CHASE BANK, N.A. PROCUREMENT	00595801	PC0226EDVR	MCMASTER-CARR (Purchase)	Electric Utility-Ops General	1,432.62
2026-03-16	JP MORGAN CHASE BANK, N.A. PROCUREMENT	00595801	PC0226EDVR	SP FORENSICS DETECT (Purchase)	Electric Utility-Ops General	1,972.88

Payment Date	Vendor Name	Voucher No.	Invoice No.	Description	Fund Code	Amount Paid
2026-03-16	JP MORGAN CHASE BANK, N.A. PROCUREMENT	00595801	PC0226EDVR	SP CAMLOCKDIRECT FR (Purchase)	Electric Utility-Ops General	159.50
2026-03-16	JP MORGAN CHASE BANK, N.A. PROCUREMENT	00595802	PC0226EFLD	AMAZON MKTPL (Purchase)	Electric Utility-Ops General	98.08
2026-03-16	JP MORGAN CHASE BANK, N.A. PROCUREMENT	00595802	PC0226EFLD	AMAZON MKTPL (Purchase)	Electric Utility-Ops General	359.92
2026-03-16	JP MORGAN CHASE BANK, N.A. PROCUREMENT	00595802	PC0226EFLD	AMAZON MKTPL (Purchase)	Electric Utility-Ops General	236.10
2026-03-16	JP MORGAN CHASE BANK, N.A. PROCUREMENT	00595802	PC0226EFLD	AMAZON MKTPLACE PMTS (Credit)	Electric Utility-Ops General	-29.31
2026-03-16	JP MORGAN CHASE BANK, N.A. PROCUREMENT	00595802	PC0226EFLD	AMAZON MKTPL (Purchase)	Electric Utility-Ops General	56.00
2026-03-16	JP MORGAN CHASE BANK, N.A. PROCUREMENT	00595802	PC0226EFLD	THE HOME DEPOT 063 (Purchase)	Electric Utility-Ops General	28.37
2026-03-16	JP MORGAN CHASE BANK, N.A. PROCUREMENT	00595802	PC0226EFLD	AMAZON MKTPL (Purchase)	Electric Utility-Ops General	29.31
2026-03-16	JP MORGAN CHASE BANK, N.A. PROCUREMENT	00595802	PC0226EFLD	THE HOME DEPOT 063 (Purchase)	Electric Utility-Ops General	28.37
2026-03-16	JP MORGAN CHASE BANK, N.A. PROCUREMENT	00595802	PC0226EFLD	DRI*PRINTRUNNER (Purchase)	Electric Utility-Ops General	177.34
2026-03-16	JP MORGAN CHASE BANK, N.A. PROCUREMENT	00595801	PC0226EDVR	THE HOME DEPOT 063 (Purchase)	Electric Utility-Ops General	68.72
2026-03-16	JP MORGAN CHASE BANK, N.A. PROCUREMENT	00595801	PC0226EDVR	MCMASTER-CARR (Purchase)	Electric Utility-Ops General	62.84
2026-03-16	JP MORGAN CHASE BANK, N.A. PROCUREMENT	00595801	PC0226EDVR	DRI*SIGNS (Purchase)	Electric Utility-Ops General	239.66
2026-03-16	JP MORGAN CHASE BANK, N.A. PROCUREMENT	00595801	PC0226EDVR	SP CAMLOCKDIRECT FR (Purchase)	Electric Utility-Ops General	436.03
2026-03-16	JP MORGAN CHASE BANK, N.A. PROCUREMENT	00595801	PC0226EDVR	MCMASTER-CARR (Purchase)	Electric Utility-Ops General	350.27
2026-03-16	JP MORGAN CHASE BANK, N.A. PROCUREMENT	00595802	PC0226EFLD	AMAZON MKTPL (Purchase)	Electric Utility-Ops General	294.64
2026-03-16	JP MORGAN CHASE BANK, N.A. PROCUREMENT	00595802	PC0226EFLD	AMAZON MKTPL (Purchase)	Electric Utility-Ops General	94.92
2026-03-16	JP MORGAN CHASE BANK, N.A.	00595802	PC0226EFLD	AMAZON.COM*IX91E0Q5 (Purchase)	Electric Utility-Ops	56.76

Payment Date	Vendor Name	Voucher No.	Invoice No.	Description	Fund Code	Amount Paid
	PROCUREMENT				General	
2026-03-16	JP MORGAN CHASE BANK, N.A. PROCUREMENT	00595802	PC0226EFLD	AMAZON MKTPL (Purchase)	Electric Utility-Ops General	48.16
2026-03-16	JP MORGAN CHASE BANK, N.A. PROCUREMENT	00595802	PC0226EFLD	LINDE GAS EQUIPME (Purchase)	Electric Utility-Ops General	174.50
2026-03-16	JP MORGAN CHASE BANK, N.A. PROCUREMENT	00595802	PC0226EFLD	THE HOME DEPOT 063 (Purchase)	Electric Utility-Ops General	1,069.09
2026-03-16	JP MORGAN CHASE BANK, N.A. PROCUREMENT	00595802	PC0226EFLD	O'REILLY 2913 (Purchase)	Electric Utility-Ops General	15.27
2026-03-16	JP MORGAN CHASE BANK, N.A. PROCUREMENT	00595802	PC0226EFLD	THE HOME DEPOT 630 (Purchase)	Electric Utility-Ops General	1.03
2026-03-16	JP MORGAN CHASE BANK, N.A. PROCUREMENT	00595802	PC0226EFLD	THE HOME DEPOT 630 (Purchase)	Electric Utility-Ops General	238.85
2026-03-16	JP MORGAN CHASE BANK, N.A. PROCUREMENT	00595802	PC0226EFLD	HOMEDEPOT.COM (Purchase)	Electric Utility-Ops General	452.77
2026-03-16	JP MORGAN CHASE BANK, N.A. PROCUREMENT	00595802	PC0226EFLD	AMAZON MKTPL (Purchase)	Electric Utility-Ops General	91.62
2026-03-16	JP MORGAN CHASE BANK, N.A. PROCUREMENT	00595802	PC0226EFLD	THE HOME DEPOT 063 (Purchase)	Electric Utility-Ops General	49.00
2026-03-16	JP MORGAN CHASE BANK, N.A. PROCUREMENT	00595802	PC0226EFLD	HOMEDEPOT.COM (Purchase)	Electric Utility-Ops General	82.85
2026-03-16	JP MORGAN CHASE BANK, N.A. PROCUREMENT	00595802	PC0226EFLD	WWW COSTCO COM (Purchase)	Electric Utility-Ops General	1,071.98
2026-03-16	JP MORGAN CHASE BANK, N.A. PROCUREMENT	00595802	PC0226EFLD	AMAZON MKTPL (Purchase)	Electric Utility-Ops General	84.88
2026-03-16	JP MORGAN CHASE BANK, N.A. PROCUREMENT	00595802	PC0226EFLD	AMAZON MKTPL (Purchase)	Electric Utility-Ops General	100.94
2026-03-16	JP MORGAN CHASE BANK, N.A. PROCUREMENT	00595802	PC0226EFLD	IN *TOUCHSTONE SIGN (Purchase)	Electric Utility-Ops General	589.63
2026-03-16	JP MORGAN CHASE BANK, N.A. PROCUREMENT	00595802	PC0226EFLD	MINUTEMAN PRESS - S (Purchase)	Electric Utility-Ops General	463.84
2026-03-16	JP MORGAN CHASE BANK, N.A. PROCUREMENT	00595802	PC0226EFLD	SHELL OIL 504220800 (Purchase)	Electric Utility-Ops General	88.00
2026-03-16	JP MORGAN CHASE BANK, N.A. PROCUREMENT	00595802	PC0226EFLD	IN *TOUCHSTONE SIGN (Purchase)	Electric Utility-Ops General	589.63

Payment Date	Vendor Name	Voucher No.	Invoice No.	Description	Fund Code	Amount Paid
2026-03-16	JP MORGAN CHASE BANK, N.A. PROCUREMENT	00595802	PC0226EFLD	AMAZON.COM*B98X28JQ (Purchase)	Electric Utility-Ops General	598.10
2026-03-16	JP MORGAN CHASE BANK, N.A. PROCUREMENT	00595802	PC0226EFLD	AMAZON MKTPL (Purchase)	Electric Utility-Ops General	414.68
2026-03-16	JP MORGAN CHASE BANK, N.A. PROCUREMENT	00595802	PC0226EFLD	HOMEDEPOT.COM (Purchase)	Electric Utility-Ops General	55.56
2026-03-16	JP MORGAN CHASE BANK, N.A. PROCUREMENT	00595802	PC0226EFLD	AED SUPERSTORE (Purchase)	Electric Utility-Ops General	4,567.75
2026-03-16	JP MORGAN CHASE BANK, N.A. PROCUREMENT	00595802	PC0226EFLD	HNS*HUGHESNET.COM (Purchase)	Electric Utility-Ops General	119.94
2026-03-16	JP MORGAN CHASE BANK, N.A. PROCUREMENT	00595802	PC0226EFLD	APEX POWER ELECTRIC (Purchase)	Electric Utility-Ops General	41.47
2026-03-16	JP MORGAN CHASE BANK, N.A. PROCUREMENT	00595802	PC0226EFLD	GRAINGER (Purchase)	Electric Utility-Ops General	123.71
2026-03-16	JP MORGAN CHASE BANK, N.A. PROCUREMENT	00595802	PC0226EFLD	THE HOME DEPOT 630 (Purchase)	Electric Utility-Ops General	72.71
2026-03-16	JP MORGAN CHASE BANK, N.A. PROCUREMENT	00595802	PC0226EFLD	REXEL 2833 (Purchase)	Electric Utility-Ops General	741.08
2026-03-16	JP MORGAN CHASE BANK, N.A. PROCUREMENT	00595802	PC0226EFLD	AMAZON MKTPL (Purchase)	Electric Utility-Ops General	14.28
2026-03-16	JP MORGAN CHASE BANK, N.A. PROCUREMENT	00595802	PC0226EFLD	COMCAST / XFINITY (Purchase)	Electric Utility-Ops General	67.08
2026-03-16	JP MORGAN CHASE BANK, N.A. PROCUREMENT	00595800	PC0226EADM	HYATT REGENCY SACRA (Purchase)	Electric Utility-Ops General	179.63
2026-03-16	JP MORGAN CHASE BANK, N.A. PROCUREMENT	00595800	PC0226EADM	STARBUCKS 800782728 (Purchase)	Electric Utility-Ops General	44.00
2026-03-16	JP MORGAN CHASE BANK, N.A. PROCUREMENT	00595800	PC0226EADM	PANERA BREAD 20448 (Purchase)	Electric Utility-Ops General	463.52
2026-03-16	JP MORGAN CHASE BANK, N.A. PROCUREMENT	00595800	PC0226EADM	THE SOURCING GROUP (Purchase)	Electric Utility-Ops General	70.93
2026-03-16	JP MORGAN CHASE BANK, N.A. PROCUREMENT	00595800	PC0226EADM	NOAH'S BAGELS 2802 (Purchase)	Electric Utility-Ops General	308.09
2026-03-16	JP MORGAN CHASE BANK, N.A. PROCUREMENT	00595800	PC0226EADM	ACCUWEATHER INC. (Purchase)	Electric Utility-Ops General	25.00
2026-03-16	JP MORGAN CHASE BANK, N.A.	00595800	PC0226EADM	OFFICEMAX/DEPOT 620 (Purchase)	Electric Utility-Ops	174.50

Payment Date	Vendor Name	Voucher No.	Invoice No.	Description	Fund Code	Amount Paid
	PROCUREMENT				General	
2026-03-16	JP MORGAN CHASE BANK, N.A. PROCUREMENT	00595800	PC0226EADM	HTTPS://SCRIBE.HOW/ (Purchase)	Electric Utility-Ops General	94.20
2026-03-16	JP MORGAN CHASE BANK, N.A. PROCUREMENT	00595800	PC0226EADM	AMAZON MKTPL (Purchase)	Electric Utility-Ops General	150.11
2026-03-16	JP MORGAN CHASE BANK, N.A. PROCUREMENT	00595800	PC0226EADM	PANERA BREAD 20448 (Purchase)	Electric Utility-Ops General	800.00
2026-03-16	JP MORGAN CHASE BANK, N.A. PROCUREMENT	00595800	PC0226EADM	AMAZON MKTPL (Purchase)	Electric Utility-Ops General	27.34
2026-03-16	JP MORGAN CHASE BANK, N.A. PROCUREMENT	00595800	PC0226EADM	WALMART.COM (Purchase)	Electric Utility-Ops General	52.18
2026-03-16	JP MORGAN CHASE BANK, N.A. PROCUREMENT	00595800	PC0226EADM	CAFE ROSALENA (Purchase)	Electric Utility-Ops General	700.00
2026-03-16	JP MORGAN CHASE BANK, N.A. PROCUREMENT	00595800	PC0226EADM	COSTCO WHSE 0129 (Purchase)	Electric Utility-Ops General	786.00
2026-03-16	JP MORGAN CHASE BANK, N.A. PROCUREMENT	00595800	PC0226EADM	NOAHS_MOBILE (Purchase)	Electric Utility-Ops General	143.94
2026-03-16	JP MORGAN CHASE BANK, N.A. PROCUREMENT	00595800	PC0226EADM	AMAZON MKTPL (Purchase)	Electric Utility-Ops General	203.59
2026-03-16	JP MORGAN CHASE BANK, N.A. PROCUREMENT	00595800	PC0226EADM	WALMART.COM (Purchase)	Electric Utility-Ops General	200.44
2026-03-16	JP MORGAN CHASE BANK, N.A. PROCUREMENT	00595800	PC0226EADM	COSTCO WHSE 0470 (Purchase)	Electric Utility-Ops General	332.88
2026-03-16	JP MORGAN CHASE BANK, N.A. PROCUREMENT	00595800	PC0226EADM	THE HOME DEPOT 630 (Purchase)	Electric Utility-Ops General	343.31
2026-03-16	JP MORGAN CHASE BANK, N.A. PROCUREMENT	00595800	PC0226EADM	WWW COSTCO COM (Purchase)	Electric Utility-Ops General	545.58
2026-03-16	JP MORGAN CHASE BANK, N.A. PROCUREMENT	00595800	PC0226EADM	CAFE ROSALENA (Purchase)	Electric Utility-Ops General	700.00
2026-03-16	JP MORGAN CHASE BANK, N.A. PROCUREMENT	00595800	PC0226EADM	AMAZON MKTPL (Purchase)	Electric Utility-Ops General	31.33
2026-03-16	JP MORGAN CHASE BANK, N.A. PROCUREMENT	00595800	PC0226EADM	GRAND HYATT SAN DIE (Purchase)	Electric Utility-Ops General	1,706.72
2026-03-16	JP MORGAN CHASE BANK, N.A. PROCUREMENT	00595800	PC0226EADM	GRAND HYATT SAN DIE (Purchase)	Electric Utility-Ops General	1,706.72

Payment Date	Vendor Name	Voucher No.	Invoice No.	Description	Fund Code	Amount Paid
2026-03-16	JP MORGAN CHASE BANK, N.A. PROCUREMENT	00595800	PC0226EADM	GRAND HYATT SAN DIE (Purchase)	Electric Utility-Ops General	1,706.72
2026-03-16	JP MORGAN CHASE BANK, N.A. PROCUREMENT	00595800	PC0226EADM	COSTCO WHSE 0129 (Purchase)	Electric Utility-Ops General	157.12
2026-03-16	JP MORGAN CHASE BANK, N.A. PROCUREMENT	00595800	PC0226EADM	AMAZON MKTPLACE PMTS (Credit)	Electric Utility-Ops General	-62.84
2026-03-16	JP MORGAN CHASE BANK, N.A. PROCUREMENT	00595800	PC0226EADM	SAFEWAY 0700 (Purchase)	Electric Utility-Ops General	32.40
2026-03-16	JP MORGAN CHASE BANK, N.A. PROCUREMENT	00595800	PC0226EADM	SMART AND FINAL 448 (Purchase)	Electric Utility-Ops General	31.91
2026-03-16	JP MORGAN CHASE BANK, N.A. PROCUREMENT	00595800	PC0226EADM	AMAZON MKTPL (Purchase)	Electric Utility-Ops General	17.40
2026-03-16	JP MORGAN CHASE BANK, N.A. PROCUREMENT	00595800	PC0226EADM	STARBUCKS 800782728 (Purchase)	Electric Utility-Ops General	110.00
2026-03-16	JP MORGAN CHASE BANK, N.A. PROCUREMENT	00595800	PC0226EADM	COSTCO WHSE 0129 (Credit)	Electric Utility-Ops General	-16.77
2026-03-16	JP MORGAN CHASE BANK, N.A. PROCUREMENT	00595800	PC0226EADM	KIMPTON SAWYER HOTEL (Credit)	Electric Utility-Ops General	-640.90
2026-03-16	JP MORGAN CHASE BANK, N.A. PROCUREMENT	00595800	PC0226EADM	HAMPTON INN AND SUI (Purchase)	Electric Utility-Ops General	168.33
2026-03-16	JP MORGAN CHASE BANK, N.A. PROCUREMENT	00595800	PC0226EADM	HAMPTON INN AND SUI (Purchase)	Electric Utility-Ops General	162.72
2026-03-16	JP MORGAN CHASE BANK, N.A. PROCUREMENT	00595800	PC0226EADM	AMAZON MKTPLACE PMTS (Credit)	Electric Utility-Ops General	-12.42
2026-03-16	JP MORGAN CHASE BANK, N.A. PROCUREMENT	00595800	PC0226EADM	STARBUCKS 800782728 (Purchase)	Electric Utility-Ops General	22.00
				Total for Payment No.:		84,034.69

Payment No: W26203

Payment Date	Vendor Name	Voucher No.	Invoice No.	Description	Fund Code	Amount Paid
2026-03-20	RE ROSAMOND ONE LLC	00593709	00147	2602 ENERGY PURCH (SOLAR)	Electric Utility-Ops General	370,130.61
				Total for Payment No.:		370,130.61

Payment No: 036393

Payment Date	Vendor Name	Voucher No.	Invoice No.	Description	Fund Code	Amount Paid
2026-04-02	MSR PUBLIC POWER AGENCY	00594704	031126	2602 BIG HORN 2 POWER	Electric Utility-Ops General	340,721.88
				Total for Payment No.:		340,721.88

Payment No: W26212

Payment Date	Vendor Name	Voucher No.	Invoice No.	Description	Fund Code	Amount Paid
2026-03-31	TRI-DAM POWER AUTHORITY	00594243	2026-2S SVP	2602 ENERGY PURCH (HYDRO)	Electric Utility-Ops General	232,179.65
2026-03-31	TRI-DAM POWER AUTHORITY	00594243	2026-2S SVP	2602 CAPACITY PURCH RA (HYDRO)	Electric Utility-Ops General	47,790.00
				Total for Payment No.:		279,969.65

Payment No: 036277

Payment Date	Vendor Name	Voucher No.	Invoice No.	Description	Fund Code	Amount Paid
2026-03-27	ANIXTER INC.	00594759	6071092-05	PO# 29873	Electric Utility-Construction	43,859.52
2026-03-27	ANIXTER INC.	00594761	6071092-06	PO# 29873	Electric Utility-Construction	43,859.52
2026-03-27	ANIXTER INC.	00594762	6071092-07	PO# 29873	Electric Utility-Construction	43,859.52
2026-03-27	ANIXTER INC.	00594763	6071092-08	PO# 29873	Electric Utility-Construction	43,859.52
2026-03-27	ANIXTER INC.	00594757	6071092-04	PO# 29873	Electric Utility-Construction	43,859.52
2026-03-27	ANIXTER INC.	00594756	6071092-01	PO# 29873	Electric Utility-Construction	43,859.52
2026-03-27	ANIXTER INC.	00594796	6601214-03	WIRE, OH, #2 AL, TRIPLEX, CODE	Electric Utility-Ops General	4,392.28
2026-03-27	ANIXTER INC.	00594797	6691520-00	WASHER, SPRING, CLIP 1/2" DIA.	Electric Utility-Ops General	1,636.88
2026-03-27	ANIXTER INC.	00594800	6646926-02	N70059-BOLT, ALL THREAD, 3/4IN	Electric Utility-Ops General	694.91
2026-03-27	ANIXTER INC.	00595046	6489652-00	CT-60 START UP BUNDLE WITH INS	Electric Utility-Ops	9,581.18

Payment Date	Vendor Name	Voucher No.	Invoice No.	Description	Fund Code	Amount Paid
					General	
				Total for Payment No.:		279,462.37

Payment No: 036180

Payment Date	Vendor Name	Voucher No.	Invoice No.	Description	Fund Code	Amount Paid
2026-03-13	US BANK NATIONAL ASSOCIATION	00593714	EO&M000270326	2602 CVP O&M FUNDING#5 FY2027	Electric Utility-Ops General	243,300.00
				Total for Payment No.:		243,300.00

Payment No: 036382

Payment Date	Vendor Name	Voucher No.	Invoice No.	Description	Fund Code	Amount Paid
2026-04-02	HENKELS & MCCOY WEST LLC	00595385	430234	CONTINGENCY FOR OH/UG SERVICES	Electric Utility-Ops General	31,561.40
2026-04-02	HENKELS & MCCOY WEST LLC	00595387	437587	LABOR FOR OH/UG SERVICES	Electric Utility-Ops General	148,967.79
2026-04-02	HENKELS & MCCOY WEST LLC	00595387	437587	EQUIPMENT FOR OH/UG SERVICES	Electric Utility-Ops General	27,505.24
2026-04-02	HENKELS & MCCOY WEST LLC	00595387	437587	SUBSISTENCE FOR OH/UG SERVICES	Electric Utility-Ops General	19,090.00
				Total for Payment No.:		227,124.43

Payment No: 036272

Payment Date	Vendor Name	Voucher No.	Invoice No.	Description	Fund Code	Amount Paid
2026-03-20	WESTERN UTILITY TELECOM, INC.	00594362	11450	CUSTOM ENGINEERED TUBULAR STEE	Electric Utility-Construction	13,745.60
2026-03-20	WESTERN UTILITY TELECOM, INC.	00594373	11556	CHANGE ORDER 2: REPLACES LINE	Electric Utility-Construction	20,019.08
2026-03-20	WESTERN UTILITY TELECOM, INC.	00594373	11556	CHANGE ORDER 2: REPLACES LINE	Electric Utility-Construction	16,819.51
2026-03-20	WESTERN UTILITY TELECOM, INC.	00594370	11548	CHANGE ORDER 2: REPLACES LINE	Electric Utility-Construction	12,779.87
2026-03-20	WESTERN UTILITY TELECOM, INC.	00594370	11548	CHANGE ORDER 2: REPLACES	Electric Utility-	32,399.65

Payment Date	Vendor Name	Voucher No.	Invoice No.	Description	Fund Code	Amount Paid
				LINE	Construction	
2026-03-20	WESTERN UTILITY TELECOM, INC.	00594371	11550	CHANGE ORDER 2: REPLACES LINE	Electric Utility-Construction	36,586.49
2026-03-20	WESTERN UTILITY TELECOM, INC.	00594371	11550	CHANGE ORDER 2: REPLACES LINE	Electric Utility-Construction	25,401.16
2026-03-20	WESTERN UTILITY TELECOM, INC.	00594371	11550	CHANGE ORDER 2: REPLACES LINE	Electric Utility-Construction	11,719.93
2026-03-20	WESTERN UTILITY TELECOM, INC.	00594370	11548	CHANGE ORDER 2: REPLACES LINE	Electric Utility-Construction	8,384.86
2026-03-20	WESTERN UTILITY TELECOM, INC.	00594362	11450	CLASS H4 - 70' LONG LIGHT-DUTY	Electric Utility-Construction	4,401.23
2026-03-20	WESTERN UTILITY TELECOM, INC.	00594370	11548	CHANGE ORDER 2: REPLACES LINE	Electric Utility-Construction	16,151.76
2026-03-20	WESTERN UTILITY TELECOM, INC.	00594362	11450	CORROCOTE (OR EQUIVALENT) REPA	Electric Utility-Construction	40.38
2026-03-20	WESTERN UTILITY TELECOM, INC.	00594362	11450	SHIPPING/FREIGHT	Electric Utility-Construction	2,176.80
2026-03-20	WESTERN UTILITY TELECOM, INC.	00594362	11450	GALVANIZING REPAIR KIT	Electric Utility-Construction	106.51
				Total for Payment No.:		200,732.83

Payment No: 036108

Payment Date	Vendor Name	Voucher No.	Invoice No.	Description	Fund Code	Amount Paid
2026-03-13	ANIXTER INC.	00593807	6605965-00	PART NUMBER: HUBBELL PSSB78280	Electric Utility-Construction	297.91
2026-03-13	ANIXTER INC.	00593069	6601057-00	2512 K1428 KORTICK BRACE XARM	Electric Utility-Construction	259.28
2026-03-13	ANIXTER INC.	00593807	6605965-00	PART NUMBER: HUBBELL DF5B24 BO	Electric Utility-Construction	340.69
2026-03-13	ANIXTER INC.	00593922	6071092-00	PO# 29873	Electric Utility-Construction	87,719.04
2026-03-13	ANIXTER INC.	00593927	6071092-03	PO# 29873	Electric Utility-Construction	43,859.52
2026-03-13	ANIXTER INC.	00593924	6071092-02	PO# 29873	Electric Utility-	43,859.52

Payment Date	Vendor Name	Voucher No.	Invoice No.	Description	Fund Code	Amount Paid
					Construction	
2026-03-13	ANIXTER INC.	00593930	6609090-00	PO# 31702 MATERIAL RETURNED	Electric Utility-Ops General	-7,248.08
2026-03-13	ANIXTER INC.	00593945	6601214-00	WIRE, OH, #2 AL, TRIPLEX, CODE	Electric Utility-Ops General	627.47
2026-03-13	ANIXTER INC.	00594011	6611452-01		Electric Utility-Ops General	21.08
2026-03-13	ANIXTER INC.	00594011	6611452-01	4/0 AWG Bare Copper, 7 strand.	Electric Utility-Ops General	2,635.37
2026-03-13	ANIXTER INC.	00593760	6241358-02	METER, SOCKET, CL 320, FM 2S,	Electric Utility-Ops General	22,588.88
2026-03-13	ANIXTER INC.	00593760	6241358-02	TARIFF	Electric Utility-Ops General	507.50
				Total for Payment No.:		195,468.18

Payment No: W26210

Payment Date	Vendor Name	Voucher No.	Invoice No.	Description	Fund Code	Amount Paid
2026-03-27	US DEPT OF ENERGY	00595096	NNPB000270226R	2603 WAPA RESTORATION FUND	Electric Utility-Ops General	195,155.66
				Total for Payment No.:		195,155.66

Payment No: 036248

Payment Date	Vendor Name	Voucher No.	Invoice No.	Description	Fund Code	Amount Paid
2026-03-20	ONESOURCE SUPPLY SOLUTIONS LLC	00594538	S007981120.001	PO #31659 SPLICE KIT	Electric Utility-Ops General	185,101.10
2026-03-20	ONESOURCE SUPPLY SOLUTIONS LLC	00594539	S007981120.002	PO#31659 CREDIT MEMO	Electric Utility-Ops General	-185,101.10
2026-03-20	ONESOURCE SUPPLY SOLUTIONS LLC	00594541	S008198207.001	SERVICE CHARGE	Electric Utility-Ops General	292.94
2026-03-20	ONESOURCE SUPPLY SOLUTIONS LLC	00594480	S007981120.003	SPLICE KIT, 1/0 15KV , #2-4/O	Electric Utility-Ops General	181,941.93
2026-03-20	ONESOURCE SUPPLY SOLUTIONS LLC	00594483	S008098021.001	CUTOUT, OH, 100 AMP, 15KV, TYP	Electric Utility-Ops General	10,238.11

Payment Date	Vendor Name	Voucher No.	Invoice No.	Description	Fund Code	Amount Paid
2026-03-20	ONESOURCE SUPPLY SOLUTIONS LLC	00594485	S008123035.001	Normal tension automatic splic	Electric Utility-Ops General	2,089.74
2026-03-20	ONESOURCE SUPPLY SOLUTIONS LLC	00594487	S008131188.001	COMPOUND, ELECTRICAL JOINT, FO	Electric Utility-Ops General	455.71
				Total for Payment No.:		195,018.43

Payment No: 036374

Payment Date	Vendor Name	Voucher No.	Invoice No.	Description	Fund Code	Amount Paid
2026-04-02	ELECTRICAL CONSULTANTS INC	00595364	142167	CHANGE ORDER 1: ADDITIONAL FUN	Electric Utility-Construction	95,911.20
2026-04-02	ELECTRICAL CONSULTANTS INC	00595366	141570	CHANGE ORDER 2: ADDITIONAL FUN	Electric Utility-Construction	60,375.16
2026-04-02	ELECTRICAL CONSULTANTS INC	00595369	142165	CHANGE ORDER 1: ADDITIONAL FUN	Electric Utility-Construction	27,700.20
				Total for Payment No.:		183,986.56

Payment No: 036371

Payment Date	Vendor Name	Voucher No.	Invoice No.	Description	Fund Code	Amount Paid
2026-04-02	DEVELOPMENT GROUP INC	00595340	31365	PROFESSIONAL SERVICES/INSTALLA	Electric Utility-Construction	33,200.00
2026-04-02	DEVELOPMENT GROUP INC	00595327	31479	PROFESSIONAL SERVICES/INSTALLA	Electric Utility-Construction	38,733.75
2026-04-02	DEVELOPMENT GROUP INC	00595356	31472	PROFESSIONAL SERVICES/INSTALLA	Electric Utility-Construction	53,940.63
2026-04-02	DEVELOPMENT GROUP INC	00595357	31481	PROFESSIONAL SERVICES/INSTALLA	Electric Utility-Construction	30,225.00
2026-04-02	DEVELOPMENT GROUP INC	00595345	31469	PARTS AND MATERIALS FOR SECURI	Electric Utility-Construction	27,281.26
				Total for Payment No.:		183,380.64

Payment No: 036216

Payment Date	Vendor Name	Voucher No.	Invoice No.	Description	Fund Code	Amount Paid
2026-03-20	E-BUILDER, INC	00593592	18620	YEAR 78ANNUAL SUBSCRIPTION FEE	Electric Utility-Ops General	57,865.60
				Total for Payment No.:		57,865.60

Payment No: 036115

Payment Date	Vendor Name	Voucher No.	Invoice No.	Description	Fund Code	Amount Paid
2026-03-13	BEAR ELECTRICAL SOLUTIONS, INC.	00593932	29181	TASMAN DRIVE STREETLIGHT REPLA	Electric Utility-Street Lights	10,785.00
2026-03-13	BEAR ELECTRICAL SOLUTIONS, INC.	00593932	29181	RETENTION	Electric Utility-Street Lights	-539.25
				Total for Payment No.:		10,245.75

Payment No: 036275

Payment Date	Vendor Name	Voucher No.	Invoice No.	Description	Fund Code	Amount Paid
2026-03-27	AECOM TECHNICAL SERVICES, INC	00594787	2001098182	PROGRAM IMPLEMENTATION FOR SVP	Electric Utility-Construction	163,571.90
				Total for Payment No.:		163,571.90

Payment No: 732745

Payment Date	Vendor Name	Voucher No.	Invoice No.	Description	Fund Code	Amount Paid
2026-03-27	PG&E	00594712	0008496199-4	SRS RECONDUCTOR PHASE1 WORK	Electric Utility-Construction	138,700.00
				Total for Payment No.:		138,700.00

Payment No: 036376

Payment Date	Vendor Name	Voucher No.	Invoice No.	Description	Fund Code	Amount Paid
2026-04-02	FLYNN RESOURCE CONSULTANTS INC	00594700	1905	2512 CAISO,CRR,PG&E,LITIG SVC	Electric Utility-Ops General	29,365.00
2026-04-02	FLYNN RESOURCE CONSULTANTS INC	00594700	1905	2512 TRANS SYS ANALYSIS& ENG	Electric Utility-Ops General	17,187.50
2026-04-02	FLYNN RESOURCE CONSULTANTS INC	00594701	1909	2601 CAISO,CRR,PG&E,LITIG SVC	Electric Utility-Ops General	27,417.10

Payment Date	Vendor Name	Voucher No.	Invoice No.	Description	Fund Code	Amount Paid
2026-04-02	FLYNN RESOURCE CONSULTANTS INC	00594701	1909	2601 TRANS SYS ANALYSIS& ENG	Electric Utility-Ops General	56,370.70
				Total for Payment No.:		130,340.30

Payment No: 732878

Payment Date	Vendor Name	Voucher No.	Invoice No.	Description	Fund Code	Amount Paid
2026-03-27	FILTER TECH SYSTEMS LLC	00595039	INVFTS9982	FREIGHT	Electric Utility-Ops General	23,253.22
2026-03-27	FILTER TECH SYSTEMS LLC	00595039	INVFTS9982	PENTAIR X-FLOW XF40 MEMBRANES	Electric Utility-Ops General	100,672.00
2026-03-27	FILTER TECH SYSTEMS LLC	00595039	INVFTS9982	XIGA CONNECTION SET S - EACH S	Electric Utility-Ops General	660.00
				Total for Payment No.:		124,585.22

Payment No: 733022

Payment Date	Vendor Name	Voucher No.	Invoice No.	Description	Fund Code	Amount Paid
2026-04-02	SHI INTERNATIONAL CORP	00595283	B20780440	CISCO HARDWARE SERVICES FOR SA	Electric Utility-Construction	12,866.66
2026-04-02	SHI INTERNATIONAL CORP	00595285	B20799042	CISCO HARDWARE SERVICES FOR SA	Electric Utility-Construction	18,607.76
2026-04-02	SHI INTERNATIONAL CORP	00595287	B20858125	CISCO HARDWARE SERVICES FOR SA	Electric Utility-Construction	12,866.66
2026-04-02	SHI INTERNATIONAL CORP	00595289	B20775788	CISCO HARDWARE EQUIPMENT FOR S	Electric Utility-Construction	25,218.39
2026-04-02	SHI INTERNATIONAL CORP	00595289	B20775788	CISCO HARDWARE SERVICES FOR SA	Electric Utility-Construction	475.66
2026-04-02	SHI INTERNATIONAL CORP	00595284	B20858306	CX LEVEL 1 24X7X4OSCATALYST 94	Electric Utility-Ops General	28,610.64
2026-04-02	SHI INTERNATIONAL CORP	00595282	B20843016	100GBASE CWDM4 LITE QSFP TRANS	Electric Utility-Ops General	6,763.13
2026-04-02	SHI INTERNATIONAL CORP	00595282	B20843016	SHIPPING	Electric Utility-Ops General	237.73
2026-04-02	SHI INTERNATIONAL CORP	00595284	B20858306	CX LEVEL 1 SW SUB CISCO CATALY	Electric Utility-Ops General	2,814.89

Payment Date	Vendor Name	Voucher No.	Invoice No.	Description	Fund Code	Amount Paid
2026-04-02	SHI INTERNATIONAL CORP	00595284	B20858306	CISCO CATALYST 9400 DNA ADVANT	Electric Utility-Ops General	9,008.86
				Total for Payment No.:		117,470.38

Payment No: W26214

Payment Date	Vendor Name	Voucher No.	Invoice No.	Description	Fund Code	Amount Paid
2026-03-31	GAHRAHMAT FAMILY LTD II	00595273	GFLP2-23938	YP2602 COMM AREA FEB 2026 831/	Electric Utility-Ops General	2,591.14
2026-03-31	GAHRAHMAT FAMILY LTD II	00595273	GFLP2-23938	YP2602 SC ELECTIC UTIL FEB 202	Electric Utility-Ops General	419.79
2026-03-31	GAHRAHMAT FAMILY LTD II	00595273	GFLP2-23938	YP2602 PGE FEB 2026 831/851 MA	Electric Utility-Ops General	1,305.63
2026-03-31	GAHRAHMAT FAMILY LTD II	00595273	GFLP2-23938	YP2602 SC UTIL WATER/SEWER/FIR	Electric Utility-Ops General	840.62
2026-03-31	GAHRAHMAT FAMILY LTD II	00595273	GFLP2-23938	YP2604 PROP TAX/INS/MGMT FEE A	Electric Utility-Ops General	11,439.45
2026-03-31	GAHRAHMAT FAMILY LTD II	00595273	GFLP2-23938	YP2604 BASE RENT APRIL 2026 83	Electric Utility-Ops General	90,000.00
				Total for Payment No.:		106,596.63

Payment No: 036350

Payment Date	Vendor Name	Voucher No.	Invoice No.	Description	Fund Code	Amount Paid
2026-03-27	WEST VALLEY CONSTRUCTION CO INC	00594774	239264	REIMBURSABLE EXPENSES	Electric Utility-Construction	3,854.85
2026-03-27	WEST VALLEY CONSTRUCTION CO INC	00594775	239863	OUTSIDE EQUIPMENT AND SERVICES	Electric Utility-Construction	2,376.00
2026-03-27	WEST VALLEY CONSTRUCTION CO INC	00594774	239264	LABOR	Electric Utility-Construction	15,444.88
2026-03-27	WEST VALLEY CONSTRUCTION CO INC	00594775	239863	TRUCK BUCKET	Electric Utility-Construction	910.00
2026-03-27	WEST VALLEY CONSTRUCTION CO INC	00594775	239863	JOURNEYMAN LINEMAN - STRAIGHT	Electric Utility-Construction	1,872.00
2026-03-27	WEST VALLEY CONSTRUCTION CO INC	00594775	239863	3 PERSON CREW FOR AERIAL SERVI	Electric Utility-Construction	14,787.50

Payment Date	Vendor Name	Voucher No.	Invoice No.	Description	Fund Code	Amount Paid
2026-03-27	WEST VALLEY CONSTRUCTION CO INC	00594774	239264	EQUIPMENT	Electric Utility-Construction	74.00
2026-03-27	WEST VALLEY CONSTRUCTION CO INC	00594789	239383	LABOR, EQUIPMENT, AND REIMBURS	Electric Utility-Ops General	12,536.00
2026-03-27	WEST VALLEY CONSTRUCTION CO INC	00594790	272783	LABOR, EQUIPMENT, AND REIMBURS	Electric Utility-Ops General	4,799.77
2026-03-27	WEST VALLEY CONSTRUCTION CO INC	00594776	239862	EQUIPMENT OPERATOR OVERTIME	Electric Utility-Ops General	1,888.00
2026-03-27	WEST VALLEY CONSTRUCTION CO INC	00594776	239862	EQUIPMENT OPERATOR DOUBLE TIME	Electric Utility-Ops General	5,004.00
2026-03-27	WEST VALLEY CONSTRUCTION CO INC	00594776	239862	3-PERSON CREW OVERTIME	Electric Utility-Ops General	7,120.00
2026-03-27	WEST VALLEY CONSTRUCTION CO INC	00594776	239862	TRUCK - 6-WHEEL DUMP	Electric Utility-Ops General	1,184.00
2026-03-27	WEST VALLEY CONSTRUCTION CO INC	00594776	239862	TRUCK OR TRAILER - 800 GALLON	Electric Utility-Ops General	2,896.00
2026-03-27	WEST VALLEY CONSTRUCTION CO INC	00594776	239862	3-PERSON CREW DOUBLE TIME	Electric Utility-Ops General	16,794.00
2026-03-27	WEST VALLEY CONSTRUCTION CO INC	00594776	239862	SUBCONTRACTOR COSTS W/ 10% MAR	Electric Utility-Ops General	10,482.45
2026-03-27	WEST VALLEY CONSTRUCTION CO INC	00594776	239862	MATERIALS W/ 10% MARK-UP	Electric Utility-Ops General	2,724.12
				Total for Payment No.:		104,747.57

Payment No: 036412

Payment Date	Vendor Name	Voucher No.	Invoice No.	Description	Fund Code	Amount Paid
2026-04-02	TRC	00595334	49965	JULIETTE SUBSTATION PHASE I FE	Electric Utility-Construction	52,450.96
2026-04-02	TRC	00595335	49815	JULIETTE SUBSTATION PHASE I FE	Electric Utility-Construction	52,093.70
				Total for Payment No.:		104,544.66

Payment No: 732511

Payment Date	Vendor Name	Voucher No.	Invoice No.	Description	Fund Code	Amount Paid
2026-03-13	E SOURCE COMPANIES LLC	00594190	14791	E SOURCE COMPANIES LIBRARY PLA	Electric Utility-Ops General	26,928.00
2026-03-13	E SOURCE COMPANIES LLC	00594190	14791	E SOURCE COMPANIES LIBRARY PLA	Electric Utility-Ops Restrictd	16,636.00
2026-03-13	E SOURCE COMPANIES LLC	00594190	14791	E SOURCE COMPANIES LIBRARY PLA	Electric Utility-Ops Restrictd	10,000.00
2026-03-13	E SOURCE COMPANIES LLC	00594190	14791	E SOURCE COMPANIES LIBRARY PLA	Electric Utility-Ops Restrictd	10,000.00
2026-03-13	E SOURCE COMPANIES LLC	00594190	14791	E SOURCE COMPANIES LIBRARY PLA	Electric Utility-Ops Restrictd	26,928.00
2026-03-13	E SOURCE COMPANIES LLC	00594190	14791	E SOURCE COMPANIES LIBRARY PLA	Electric Utility-Ops Restrictd	10,759.00
				Total for Payment No.:		101,251.00

Payment No: 036130

Payment Date	Vendor Name	Voucher No.	Invoice No.	Description	Fund Code	Amount Paid
2026-03-13	ELECTRICAL CONSULTANTS INC	00594007	140421	PREPARATION OF THE SYSTEM EXPA	Electric Utility-Construction	34,883.50
2026-03-13	ELECTRICAL CONSULTANTS INC	00594008	141064	PREPARATION OF THE SYSTEM EXPA	Electric Utility-Construction	65,193.00
				Total for Payment No.:		100,076.50

Payment No: 036194

Payment Date	Vendor Name	Voucher No.	Invoice No.	Description	Fund Code	Amount Paid
2026-03-20	ADVANCED CHEMICAL TRANSPORT	00593717	663048	2509 HAZ WASTE REMOVAL 9/24	Electric Utility-Ops General	98,891.66
				Total for Payment No.:		98,891.66

Payment No: 036289

Payment Date	Vendor Name	Voucher No.	Invoice No.	Description	Fund Code	Amount Paid
2026-03-27	CENTRAL 40 LLC	00594245	131576-2026-02	2602 ENERGY PURCH (SOLAR)	Electric Utility-Ops General	98,371.61

Payment Date	Vendor Name	Voucher No.	Invoice No.	Description	Fund Code	Amount Paid
				Total for Payment No.:		98,371.61

Payment No: 036107

Payment Date	Vendor Name	Voucher No.	Invoice No.	Description	Fund Code	Amount Paid
2026-03-13	ALLIED POWER GROUP, LLC	00593933	014766	CHANGE ORDER 2: MATERIALS	Electric Utility-Construction	2,457.08
2026-03-13	ALLIED POWER GROUP, LLC	00593933	014766	CHANGE ORDER 2: LABOR AND REIM	Electric Utility-Construction	92,774.30
				Total for Payment No.:		95,231.38

Payment No: 036357

Payment Date	Vendor Name	Voucher No.	Invoice No.	Description	Fund Code	Amount Paid
2026-04-02	AECOM TECHNICAL SERVICES, INC	00595338	2001112120	PROGRAM IMPLEMENTATION FOR SVP	Electric Utility-Construction	93,384.34
				Total for Payment No.:		93,384.34

Payment No: 732424

Payment Date	Vendor Name	Voucher No.	Invoice No.	Description	Fund Code	Amount Paid
2026-03-13	FIRST AMERICAN TITLE COMPANY	00594147	NCS-1222145E-SC	3670 BASSETT LOT B EASEMENT	Electric Utility-Construction	91,640.00
				Total for Payment No.:		91,640.00

Payment No: 732656

Payment Date	Vendor Name	Voucher No.	Invoice No.	Description	Fund Code	Amount Paid
2026-03-20	INSIGHT PUBLIC SECTOR	00594297	1101363364	FLOCK GROUP PROFESSIONAL SERVI	Electric Utility-Construction	1,200.00
2026-03-20	INSIGHT PUBLIC SECTOR	00594297	1101363364	FLOCK GROUP FALCON INFRASTRUCT	Electric Utility-Construction	24,000.00
				Total for Payment No.:		25,200.00

Payment No: 036326

Payment Date	Vendor Name	Voucher No.	Invoice No.	Description	Fund Code	Amount Paid
2026-03-27	ORACLE AMERICA INC	00594870	102129195	PROGRAM TECHNICAL SUPPORT SERV	Electric Utility-Ops General	61,745.73
2026-03-27	ORACLE AMERICA INC	00594870	102129195	HARDWARE TECHNICAL SUPPORT SER	Electric Utility-Ops General	14,831.89
2026-03-27	ORACLE AMERICA INC	00594870	102129195	HARDWARE TECHNICAL SUPPORT SER	Electric Utility-Ops General	4,642.18
2026-03-27	ORACLE AMERICA INC	00594870	102129195	HARDWARE TECHNICAL SUPPORT SER	Electric Utility-Ops General	6,030.73
2026-03-27	ORACLE AMERICA INC	00594870	102129195	HARDWARE TECHNICAL SUPPORT SER	Electric Utility-Ops General	3.75
				Total for Payment No.:		87,254.28

Payment No: 036200

Payment Date	Vendor Name	Voucher No.	Invoice No.	Description	Fund Code	Amount Paid
2026-03-20	ANIXTER INC.	00594496	6575498-00	SWITCH, OH,LineBOSS 15KV GANG	Electric Utility-Ops General	84,626.44
				Total for Payment No.:		84,626.44

Payment No: W26214A

Payment Date	Vendor Name	Voucher No.	Invoice No.	Description	Fund Code	Amount Paid
2026-03-31	GAHRAHMAT FAMILY LTD II	00595274	GFLP2-23941	YP2604 RENT 881 MARTN APRIL 20	Electric Utility-Ops General	56,812.51
2026-03-31	GAHRAHMAT FAMILY LTD II	00595274	GFLP2-23941	YP2604 PROP TAX/INS/MGMT FEE A	Electric Utility-Ops General	7,272.06
2026-03-31	GAHRAHMAT FAMILY LTD II	00595274	GFLP2-23941	YP2603 COMM ARE 881 MRTN MARCH	Electric Utility-Ops General	3,614.29
2026-03-31	GAHRAHMAT FAMILY LTD II	00595274	GFLP2-23941	YP2602 PGE 881 MARTN FEB 2026	Electric Utility-Ops General	1,168.07
2026-03-31	GAHRAHMAT FAMILY LTD II	00595274	GFLP2-23941	YP2602 SC UTILITIES ELECTRIC F	Electric Utility-Ops General	485.86
2026-03-31	GAHRAHMAT FAMILY LTD II	00595274	GFLP2-23941	YP2602 UTIL WTR/SWR/FIR FEB 20	Electric Utility-Ops General	8,760.72
2026-03-31	GAHRAHMAT FAMILY LTD II	00595274	GFLP2-23941	YP2604 PROP TAX/INS/MGMT FEE A	Electric Utility-Ops Restrictd	464.17

Payment Date	Vendor Name	Voucher No.	Invoice No.	Description	Fund Code	Amount Paid
2026-03-31	GAHRAHMAT FAMILY LTD II	00595274	GFLP2-23941	YP2603 COMM ARE 881 MRTN MARCH	Electric Utility-Ops Restrictd	230.70
2026-03-31	GAHRAHMAT FAMILY LTD II	00595274	GFLP2-23941	YP2604 RENT 881 MARTN APRIL 20	Electric Utility-Ops Restrictd	3,626.33
2026-03-31	GAHRAHMAT FAMILY LTD II	00595274	GFLP2-23941	YP2602 SC UTILITIES ELECTRIC F	Electric Utility-Ops Restrictd	31.01
2026-03-31	GAHRAHMAT FAMILY LTD II	00595274	GFLP2-23941	YP2602 PGE 881 MARTN FEB 2026	Electric Utility-Ops Restrictd	74.56
2026-03-31	GAHRAHMAT FAMILY LTD II	00595274	GFLP2-23941	YP2602 UTIL WTR/SWR/FIR FEB 20	Electric Utility-Ops Restrictd	559.19
				Total for Payment No.:		83,099.47

Payment No: 036372

Payment Date	Vendor Name	Voucher No.	Invoice No.	Description	Fund Code	Amount Paid
2026-04-02	DNV ENERGY SERVICES USA INC	00594658	875010019976	YP2602 BUSINS ENRG EFF PROG	Electric Utility-Ops Restrictd	3,294.28
2026-04-02	DNV ENERGY SERVICES USA INC	00594658	875010019976	YP2602 BUSINS ENRG EFF PROG	Electric Utility-Ops Restrictd	20,589.25
2026-04-02	DNV ENERGY SERVICES USA INC	00594658	875010019976	YP2602 BUSINS ENRG EFF PROG	Electric Utility-Ops Restrictd	4,117.85
2026-04-02	DNV ENERGY SERVICES USA INC	00594658	875010019976	YP2602 BUSINS ENRG EFF PROG	Electric Utility-Ops Restrictd	25,530.67
2026-04-02	DNV ENERGY SERVICES USA INC	00594658	875010019976	YP2602 BUSINS ENRG EFF PROG	Electric Utility-Ops Restrictd	28,824.95
				Total for Payment No.:		82,357.00

Payment No: 733020

Payment Date	Vendor Name	Voucher No.	Invoice No.	Description	Fund Code	Amount Paid
2026-04-02	SEL ENGINEERING SERVICES INC.	00595319	76755	ONE LOT PRICE FOR SVP SIMULATO	Electric Utility-Ops General	82,103.72
2026-04-02	SEL ENGINEERING SERVICES INC.	00595319	76755	SEL-2730M MANAGED 24-PORT ETHE	Electric Utility-Ops General	0.00
2026-04-02	SEL ENGINEERING SERVICES INC.	00595319	76755	SEL-3355 COMPUTER (3355#7DDF)	Electric Utility-Ops General	0.00

Payment Date	Vendor Name	Voucher No.	Invoice No.	Description	Fund Code	Amount Paid
2026-04-02	SEL ENGINEERING SERVICES INC.	00595319	76755	SEL-451 PROTECTION, AUTOMATION	Electric Utility-Ops General	0.00
2026-04-02	SEL ENGINEERING SERVICES INC.	00595319	76755	SEL-3350 AUTOMATION CONTROLLER	Electric Utility-Ops General	0.00
2026-04-02	SEL ENGINEERING SERVICES INC.	00595319	76755	SEL-3350 AUTOMATION CONTROLLER	Electric Utility-Ops General	0.00
				Total for Payment No.:		82,103.72

Payment No: 732892

Payment Date	Vendor Name	Voucher No.	Invoice No.	Description	Fund Code	Amount Paid
2026-03-27	INFO-TECH RESEARCH GROUP	00594869	241508	ADVISORY MEMBERSHIP	Electric Utility-Ops General	25,508.32
2026-03-27	INFO-TECH RESEARCH GROUP	00594869	241508	INDUSTRY/MLE	Electric Utility-Ops General	21,334.23
				Total for Payment No.:		46,842.55

Payment No: 732561

Payment Date	Vendor Name	Voucher No.	Invoice No.	Description	Fund Code	Amount Paid
2026-03-13	SIEMENS ENERGY INC	00594110	90238655	PHASE SHIFTING TRANSFORMER MAI	Electric Utility-Ops General	40,500.00
2026-03-13	SIEMENS ENERGY INC	00594111	90238783	CHANGE ORDER 1: OIL LEAK CORRE	Electric Utility-Ops General	29,950.00
				Total for Payment No.:		70,450.00

Payment No: 036110

Payment Date	Vendor Name	Voucher No.	Invoice No.	Description	Fund Code	Amount Paid
2026-03-13	AWP SAFETY	00594131	3428190017	TRAFFIC CONTROL SERVICES	Electric Utility-Ops General	2,620.00
2026-03-13	AWP SAFETY	00594133	3428190018	TRAFFIC CONTROL SERVICES	Electric Utility-Ops General	565.00
2026-03-13	AWP SAFETY	00594134	3428190019	TRAFFIC CONTROL SERVICES	Electric Utility-Ops General	2,090.00

Payment Date	Vendor Name	Voucher No.	Invoice No.	Description	Fund Code	Amount Paid
2026-03-13	AWP SAFETY	00594135	3428190020	TRAFFIC CONTROL SERVICES	Electric Utility-Ops General	3,290.00
2026-03-13	AWP SAFETY	00594136	3428190021	TRAFFIC CONTROL SERVICES	Electric Utility-Ops General	3,600.00
2026-03-13	AWP SAFETY	00594137	3428190028	TRAFFIC CONTROL SERVICES	Electric Utility-Ops General	3,535.00
2026-03-13	AWP SAFETY	00594138	3428190245	TRAFFIC CONTROL SERVICES	Electric Utility-Ops General	2,360.00
2026-03-13	AWP SAFETY	00594144	3428190250	TRAFFIC CONTROL SERVICES	Electric Utility-Ops General	2,080.00
2026-03-13	AWP SAFETY	00594140	3428190247	TRAFFIC CONTROL SERVICES	Electric Utility-Ops General	580.00
2026-03-13	AWP SAFETY	00594145	3428190252	TRAFFIC CONTROL SERVICES	Electric Utility-Ops General	3,025.00
2026-03-13	AWP SAFETY	00594112	3428192787	TRAFFIC CONTROL SERVICES	Electric Utility-Ops General	2,760.00
2026-03-13	AWP SAFETY	00594148	3428190254	TRAFFIC CONTROL SERVICES	Electric Utility-Ops General	4,800.00
2026-03-13	AWP SAFETY	00594142	3428190248	TRAFFIC CONTROL SERVICES	Electric Utility-Ops General	2,090.00
2026-03-13	AWP SAFETY	00594150	3428190486	TRAFFIC CONTROL SERVICES	Electric Utility-Ops General	5,510.00
2026-03-13	AWP SAFETY	00594152	3428191088	TRAFFIC CONTROL SERVICES	Electric Utility-Ops General	2,225.00
2026-03-13	AWP SAFETY	00594113	3428192789	TRAFFIC CONTROL SERVICES	Electric Utility-Ops General	2,080.00
2026-03-13	AWP SAFETY	00594114	3428192790	TRAFFIC CONTROL SERVICES	Electric Utility-Ops General	3,155.00
2026-03-13	AWP SAFETY	00594115	3428192792	TRAFFIC CONTROL SERVICES	Electric Utility-Ops General	2,080.00
2026-03-13	AWP SAFETY	00594116	3428192793	TRAFFIC CONTROL SERVICES	Electric Utility-Ops General	2,090.00
2026-03-13	AWP SAFETY	00594117	3428192795	TRAFFIC CONTROL SERVICES	Electric Utility-Ops General	2,080.00
2026-03-13	AWP SAFETY	00594118	3428192797	TRAFFIC CONTROL SERVICES	Electric Utility-Ops	2,220.00

Payment Date	Vendor Name	Voucher No.	Invoice No.	Description	Fund Code	Amount Paid
					General	
2026-03-13	AWP SAFETY	00594119	3428192799	TRAFFIC CONTROL SERVICES	Electric Utility-Ops General	3,200.00
2026-03-13	AWP SAFETY	00594120	3428192802	TRAFFIC CONTROL SERVICES	Electric Utility-Ops General	2,100.00
2026-03-13	AWP SAFETY	00594121	3428193046	TRAFFIC CONTROL SERVICES	Electric Utility-Ops General	3,200.00
2026-03-13	AWP SAFETY	00594149	3428190485	TRAFFIC CONTROL SERVICES	Electric Utility-Ops General	2,215.00
2026-03-13	AWP SAFETY	00594146	3428190253	TRAFFIC CONTROL SERVICES	Electric Utility-Ops General	610.00
2026-03-13	AWP SAFETY	00594154	3428191089	TRAFFIC CONTROL SERVICES	Electric Utility-Ops General	2,885.00
2026-03-13	AWP SAFETY	00594156	3428191337	TRAFFIC CONTROL SERVICES	Electric Utility-Ops General	640.00
				Total for Payment No.:		69,685.00

Payment No: 003969

Payment Date	Vendor Name	Voucher No.	Invoice No.	Description	Fund Code	Amount Paid
2026-03-20	CA DEPT OF TAX & FEE ADMIN	00593944	FEBRUARY 2026	DD:SALES & USE TAX	Electric Utility-Construction	41,137.72
2026-03-20	CA DEPT OF TAX & FEE ADMIN	00593944	FEBRUARY 2026	DD:SALES & USE TAX	Electric Utility-Ops General	21,899.82
				Total for Payment No.:		63,037.54

Payment No: 036399

Payment Date	Vendor Name	Voucher No.	Invoice No.	Description	Fund Code	Amount Paid
2026-04-02	ONESOURCE SUPPLY SOLUTIONS LLC	00595350	S007909437.009	PART NUMBER 5140048 ADAPTER FE	Electric Utility-Construction	103.12
2026-04-02	ONESOURCE SUPPLY SOLUTIONS LLC	00595350	S007909437.009	PART NUMBER 6141628 COUPLING 2	Electric Utility-Construction	262.23
2026-04-02	ONESOURCE SUPPLY SOLUTIONS LLC	00595352	S007909437.007	PART NUMBER GAR1829 GROUND CLA	Electric Utility-Construction	269.06

Payment Date	Vendor Name	Voucher No.	Invoice No.	Description	Fund Code	Amount Paid
2026-04-02	ONESOURCE SUPPLY SOLUTIONS LLC	00595391	S008113263.003	PART NUMBER HUBBELL P300042SSA	Electric Utility-Construction	58,465.51
2026-04-02	ONESOURCE SUPPLY SOLUTIONS LLC	00595392	S008113263.007	PART NUMBER HUBBELL P300042SSA	Electric Utility-Construction	5,059.14
2026-04-02	ONESOURCE SUPPLY SOLUTIONS LLC	00595390	S008113263.009	PART NUMBER HUBBELL P300042SS	Electric Utility-Construction	2,023.66
				Total for Payment No.:		66,182.72

Payment No: 732741

Payment Date	Vendor Name	Voucher No.	Invoice No.	Description	Fund Code	Amount Paid
2026-03-27	FIRST AMERICAN TITLE COMPANY	00594660	NCS-1222143E-SC	3730 BASSETT ST LOT1 EASEMENT	Electric Utility-Construction	64,193.00
				Total for Payment No.:		64,193.00

Payment No: 036295

Payment Date	Vendor Name	Voucher No.	Invoice No.	Description	Fund Code	Amount Paid
2026-03-27	DELL MARKETING LP	00595007	10865431484	COMPUTER EQUIPMENT - TAXABLE	Electric Utility-Ops General	1,472.37
2026-03-27	DELL MARKETING LP	00595007	10865431484	ENVIRONMENTAL FEES	Electric Utility-Ops General	4.00
2026-03-27	DELL MARKETING LP	00595007	10865431484	COMPUTER EQUIPMENT - NON-TAXAB	Electric Utility-Ops General	258.60
				Total for Payment No.:		1,734.97

Payment No: 036213

Payment Date	Vendor Name	Voucher No.	Invoice No.	Description	Fund Code	Amount Paid
2026-03-20	CSG CONSULTANTS INC	00594361	64990	CIVIL/PAVEMENT DESIGN SERVICES	Electric Utility-Construction	53,230.59
				Total for Payment No.:		53,230.59

Payment No: 036320

Payment Date	Vendor Name	Voucher No.	Invoice No.	Description	Fund Code	Amount Paid
2026-03-27	MILTON SECURITY GROUP LLC	00594236	2026FMF400	2602 NOC/SOC SERVICES	Electric Utility-Ops General	23,040.00
2026-03-27	MILTON SECURITY GROUP LLC	00594236	2026FMF400	2602 AMI/MDMS PROJECT SUPPRT	Electric Utility-Ops General	19,200.00
2026-03-27	MILTON SECURITY GROUP LLC	00594236	2026FMF400	2602 OSISOFT PI SYSTEM SVC	Electric Utility-Ops General	14,400.00
2026-03-27	MILTON SECURITY GROUP LLC	00594236	2026FMF400	2602 SHAREPOINT SUPPORT/MGMT	Electric Utility-Ops General	4,800.00
				Total for Payment No.:		61,440.00

Payment No: 732911

Payment Date	Vendor Name	Voucher No.	Invoice No.	Description	Fund Code	Amount Paid
2026-03-27	PENINSULA CRANE & RIGGING	00594828	11383	RIGGER FOREMAN LABOR	Electric Utility-Ops General	11,750.00
2026-03-27	PENINSULA CRANE & RIGGING	00594828	11383	GEAR TRUCK	Electric Utility-Ops General	1,680.00
2026-03-27	PENINSULA CRANE & RIGGING	00594828	11383	COUNTERWEIGHT HAUL	Electric Utility-Ops General	1,000.00
2026-03-27	PENINSULA CRANE & RIGGING	00594828	11383	100 TON CRANE	Electric Utility-Ops General	10,080.00
2026-03-27	PENINSULA CRANE & RIGGING	00594828	11383	CHANGE ORDER 1: 75 TON CRANE	Electric Utility-Ops General	620.00
2026-03-27	PENINSULA CRANE & RIGGING	00594828	11383	10% MARKUP	Electric Utility-Ops General	117.20
2026-03-27	PENINSULA CRANE & RIGGING	00594828	11383	DIR REPORTING FEE	Electric Utility-Ops General	105.00
2026-03-27	PENINSULA CRANE & RIGGING	00594828	11383	OILER LABOR	Electric Utility-Ops General	10,490.00
2026-03-27	PENINSULA CRANE & RIGGING	00594828	11383	7% FUEL ADJUSTMENT COST	Electric Utility-Ops General	749.00
2026-03-27	PENINSULA CRANE & RIGGING	00594828	11383	GANTRY INSPECTION AND CERTIFIE	Electric Utility-Ops General	1,172.00
2026-03-27	PENINSULA CRANE & RIGGING	00594828	11383	CRANE OPERATOR LABOR	Electric Utility-Ops General	11,450.00

Payment Date	Vendor Name	Voucher No.	Invoice No.	Description	Fund Code	Amount Paid
2026-03-27	PENINSULA CRANE & RIGGING	00594828	11383	MILLWRIGHT LABOR	Electric Utility-Ops General	10,770.00
				Total for Payment No.:		59,983.20

Payment No: 036215

Payment Date	Vendor Name	Voucher No.	Invoice No.	Description	Fund Code	Amount Paid
2026-03-20	DEVELOPMENT GROUP INC	00594591	31464	PARTS AND MATERIALS FOR SECURI	Electric Utility-Construction	6,862.85
2026-03-20	DEVELOPMENT GROUP INC	00594590	31478	PROFESSIONAL SERVICES/INSTALLA	Electric Utility-Construction	4,881.88
2026-03-20	DEVELOPMENT GROUP INC	00594589	31465	PARTS AND MATERIALS FOR SECURI	Electric Utility-Construction	45,549.17
				Total for Payment No.:		57,293.90

Payment No: 036335

Payment Date	Vendor Name	Voucher No.	Invoice No.	Description	Fund Code	Amount Paid
2026-03-27	RITZ INSTRUMENT TRANSFORMERS	00594773	011008711	(SPARE) KRS 115KV NOMINAL CAPA	Electric Utility-Construction	1,760.00
2026-03-27	RITZ INSTRUMENT TRANSFORMERS	00594773	011008711	KRS 60KV NOMINAL VOLTAGE TRANS	Electric Utility-Construction	31,020.00
2026-03-27	RITZ INSTRUMENT TRANSFORMERS	00594773	011008711	(SPARE) KRS 60KV NOMINAL VOLTA	Electric Utility-Construction	1,880.00
2026-03-27	RITZ INSTRUMENT TRANSFORMERS	00594773	011008711	KRS 115KV NOMINAL CAPACITIVE V	Electric Utility-Construction	21,120.00
				Total for Payment No.:		55,780.00

Payment No: 036256

Payment Date	Vendor Name	Voucher No.	Invoice No.	Description	Fund Code	Amount Paid
2026-03-20	SAITECH INC	00594399	261344	ADOBE ACROBAT PRO (30002125CC0	Electric Utility-Ops General	948.49
				Total for Payment No.:		948.49

Payment No: 036247

Payment Date	Vendor Name	Voucher No.	Invoice No.	Description	Fund Code	Amount Paid
2026-03-20	OLCESE WATER DISTRICT	00593712	100488	2511 PURCHASE OF VINTAGE RECS	Electric Utility-Ops General	53,580.00
2026-03-20	OLCESE WATER DISTRICT	00593712	100488	2511 SCHEDULNG COORDINATR ID	Electric Utility-Ops General	750.00
				Total for Payment No.:		54,330.00

Payment No: 036219

Payment Date	Vendor Name	Voucher No.	Invoice No.	Description	Fund Code	Amount Paid
2026-03-20	ELECTRICAL CONSULTANTS INC	00594592	142166	CHANGE ORDER 1: ADDITIONAL FUN	Electric Utility-Construction	605.00
2026-03-20	ELECTRICAL CONSULTANTS INC	00594398	142163	CHANGE ORDER 1: ADDITIONAL FUN	Electric Utility-Construction	26,301.00
2026-03-20	ELECTRICAL CONSULTANTS INC	00594654	142320	PROCUREMENT DESIGN AND SUPPORT	Electric Utility-Construction	874.00
2026-03-20	ELECTRICAL CONSULTANTS INC	00594365	142161	CHANGE ORDER 1: ADDITIONAL FUN	Electric Utility-Construction	1,089.00
2026-03-20	ELECTRICAL CONSULTANTS INC	00594367	142162	CHANGE ORDER 1: ADDITIONAL FUN	Electric Utility-Construction	24,695.00
				Total for Payment No.:		53,564.00

Payment No: 036347

Payment Date	Vendor Name	Voucher No.	Invoice No.	Description	Fund Code	Amount Paid
2026-03-27	US DEPT OF ENERGY	00594240	NNPB000270226	2602 WREGIS PASSTHRU CHARGES	Electric Utility-Ops General	159.21
2026-03-27	US DEPT OF ENERGY	00594240	NNPB000270226	2602 CVP O&M FUNDING CREDIT	Electric Utility-Ops General	-251,000.00
2026-03-27	US DEPT OF ENERGY	00594238	NNPB000270226S	2602 COTP LOSS-FIN SETTLEMENTS	Electric Utility-Ops General	25,237.57
2026-03-27	US DEPT OF ENERGY	00594240	NNPB000270226	2602 BASE RESOURCE/POWER BILL	Electric Utility-Ops General	278,986.37
				Total for Payment No.:		53,383.15

Payment No: 733025

Payment Date	Vendor Name	Voucher No.	Invoice No.	Description	Fund Code	Amount Paid
2026-04-02	STEPHENS MECHANICAL	00595224	6083	SUBSISTENCE	Electric Utility-Ops General	1,760.00
2026-04-02	STEPHENS MECHANICAL	00595224	6083	SUBCONTRACTOR (ATS)	Electric Utility-Ops General	24,616.78
2026-04-02	STEPHENS MECHANICAL	00595224	6083	MILLWRIGHT (MW) OVERTIME LABOR	Electric Utility-Ops General	3,312.00
2026-04-02	STEPHENS MECHANICAL	00595224	6083	SERVICE TRUCK AND TOOLS	Electric Utility-Ops General	2,150.00
2026-04-02	STEPHENS MECHANICAL	00595224	6083	MW FOREMAN STRAIGHT TIME LABOR	Electric Utility-Ops General	6,720.00
2026-04-02	STEPHENS MECHANICAL	00595224	6083	MW FOREMAN OVERTIME LABOR	Electric Utility-Ops General	2,250.00
2026-04-02	STEPHENS MECHANICAL	00595224	6083	MILLWRIGHT (MW) STRAIGHT TIME	Electric Utility-Ops General	9,920.00
				Total for Payment No.:		50,728.78

Payment No: W26213

Payment Date	Vendor Name	Voucher No.	Invoice No.	Description	Fund Code	Amount Paid
2026-03-31	M4 TERMINALS LLC	00595266	42137MAR2026	APRIL 2026 RENT	Electric Utility-Ops General	50,181.00
				Total for Payment No.:		50,181.00

Payment No: 036182

Payment Date	Vendor Name	Voucher No.	Invoice No.	Description	Fund Code	Amount Paid
2026-03-13	WEST VALLEY CONSTRUCTION CO INC	00593131	240892	2511 20250325-FIBER-00993	Electric Utility-Construction	49,349.00
				Total for Payment No.:		49,349.00

Payment No: 036131

Payment Date	Vendor Name	Voucher No.	Invoice No.	Description	Fund Code	Amount Paid
2026-03-13	EPM POWER & WATER SOLUTIONS	00593861	9111612	OCR1100 G05 PROCESSOR MODULE	Electric Utility-Ops General	16,294.54

Payment Date	Vendor Name	Voucher No.	Invoice No.	Description	Fund Code	Amount Paid
				P		
2026-03-13	EPM POWER & WATER SOLUTIONS	00593861	9111612	OCR1100 G04 PROCESSOR MODULE P	Electric Utility-Ops General	16,286.91
2026-03-13	EPM POWER & WATER SOLUTIONS	00593861	9111612	G01 IOIC MODULE PART #5X00226G	Electric Utility-Ops General	7,913.75
2026-03-13	EPM POWER & WATER SOLUTIONS	00593861	9111612	G04 IOIC MODULE PART #5X00226G	Electric Utility-Ops General	7,004.73
				Total for Payment No.:		47,499.93

Payment No: 036154

Payment Date	Vendor Name	Voucher No.	Invoice No.	Description	Fund Code	Amount Paid
2026-03-13	NOR-CAL OVERHEAD INC	00593852	54862730	NEW MODERN STYLE GATES TO MATC	Electric Utility-Construction	46,378.13
				Total for Payment No.:		46,378.13

Payment No: 036127

Payment Date	Vendor Name	Voucher No.	Invoice No.	Description	Fund Code	Amount Paid
2026-03-13	CSG CONSULTANTS INC	00593854	64361	CIVIL/PAVEMENT DESIGN SERVICES	Electric Utility-Construction	15,504.78
				Total for Payment No.:		15,504.78

Payment No: 036390

Payment Date	Vendor Name	Voucher No.	Invoice No.	Description	Fund Code	Amount Paid
2026-04-02	LEIDOS ENGINEERING, LLC	00595383	INV-0015082276	ENGINEERING SERVICES FOR NERC	Electric Utility-Ops General	28,802.80
2026-04-02	LEIDOS ENGINEERING, LLC	00595383	INV-0015082276	ADDITIONAL SERVICES FOR SUBCON	Electric Utility-Ops General	14,866.63
				Total for Payment No.:		43,669.43

Payment No: 036375

Payment Date	Vendor Name	Voucher No.	Invoice No.	Description	Fund Code	Amount Paid
2026-04-02	EVERLINE COMPLIANCE, LLC	00595342	36839	GAS PIPELINE COMPLIANCE, INSPE	Electric Utility-Ops General	14,023.45
2026-04-02	EVERLINE COMPLIANCE, LLC	00595344	37305	GAS PIPELINE COMPLIANCE, INSPE	Electric Utility-Ops General	14,023.45
2026-04-02	EVERLINE COMPLIANCE, LLC	00595346	37519	GAS PIPELINE COMPLIANCE, INSPE	Electric Utility-Ops General	14,444.15
				Total for Payment No.:		42,491.05

Payment No: 036417

Payment Date	Vendor Name	Voucher No.	Invoice No.	Description	Fund Code	Amount Paid
2026-04-02	WESTERN UTILITY TELECOM, INC.	00595259	11555	CHANGE ORDER 2: REPLACES LINE	Electric Utility-Construction	3,651.39
2026-04-02	WESTERN UTILITY TELECOM, INC.	00595259	11555	CHANGE ORDER 2: REPLACES LINE	Electric Utility-Construction	4,614.79
2026-04-02	WESTERN UTILITY TELECOM, INC.	00595260	11558	CHANGE ORDER 2: REPLACES LINE	Electric Utility-Construction	7,257.47
2026-04-02	WESTERN UTILITY TELECOM, INC.	00595260	11558	CHANGE ORDER 2: REPLACES LINE	Electric Utility-Construction	3,348.56
2026-04-02	WESTERN UTILITY TELECOM, INC.	00595259	11555	CHANGE ORDER 2: REPLACES LINE	Electric Utility-Construction	9,257.04
2026-04-02	WESTERN UTILITY TELECOM, INC.	00595260	11558	CHANGE ORDER 2: REPLACES LINE	Electric Utility-Construction	10,453.28
2026-04-02	WESTERN UTILITY TELECOM, INC.	00595259	11555	CHANGE ORDER 2: REPLACES LINE	Electric Utility-Construction	2,395.68
				Total for Payment No.:		40,978.21

Payment No: 733003

Payment Date	Vendor Name	Voucher No.	Invoice No.	Description	Fund Code	Amount Paid
2026-04-02	MESA ENERGY SYSTEMS, INC.	00595213	940033188	REPAIR LABOR	Electric Utility-Ops General	3,680.00
2026-04-02	MESA ENERGY SYSTEMS, INC.	00595213	940033188	TRUCK CHARGES	Electric Utility-Ops General	390.00
2026-04-02	MESA ENERGY SYSTEMS, INC.	00595213	940033188	MATERIAL	Electric Utility-Ops General	1,428.73

Payment Date	Vendor Name	Voucher No.	Invoice No.	Description	Fund Code	Amount Paid
2026-04-02	MESA ENERGY SYSTEMS, INC.	00595347	4001884R-002	DVR CHILLER B SHAFT SEAL REPLA	Electric Utility-Ops General	20,860.14
2026-04-02	MESA ENERGY SYSTEMS, INC.	00595212	940032306	GIANERA HVAC ANNUAL INSPECTIO	Electric Utility-Ops General	535.00
2026-04-02	MESA ENERGY SYSTEMS, INC.	00595212	940032306	COGEN HVAC ANNUAL INSPECTION	Electric Utility-Ops General	535.00
2026-04-02	MESA ENERGY SYSTEMS, INC.	00595212	940032306	DVR CHILLER ANNUAL INSPECTION	Electric Utility-Ops General	8,155.00
2026-04-02	MESA ENERGY SYSTEMS, INC.	00595212	940032306	FUEL GAS COMPRESSOR BUILDING	Electric Utility-Ops General	804.00
2026-04-02	MESA ENERGY SYSTEMS, INC.	00595212	940032306	DVR HVAC ANNUAL INSPECTION &	Electric Utility-Ops General	3,583.00
				Total for Payment No.:		39,970.87

Payment No: 732910

Payment Date	Vendor Name	Voucher No.	Invoice No.	Description	Fund Code	Amount Paid
2026-03-27	ORLAND UNIT WATER USERS ASSN.	00594252	2031MAR2026	2602 STONY CREEK HYDRO EXP	Electric Utility-Ops General	40.87
2026-03-27	ORLAND UNIT WATER USERS ASSN.	00594252	2031MAR2026	2602 STONY CREEK HYDRO EXP	Electric Utility-Ops General	40.87
2026-03-27	ORLAND UNIT WATER USERS ASSN.	00594252	2031MAR2026	2602 STONY CREEK HYDRO EXP	Electric Utility-Ops General	11,756.24
2026-03-27	ORLAND UNIT WATER USERS ASSN.	00594252	2031MAR2026	2602 STONY CREEK HYDRO EXP	Electric Utility-Ops General	81.75
2026-03-27	ORLAND UNIT WATER USERS ASSN.	00594252	2031MAR2026	2602 STONY CREEK HYDRO EXP	Electric Utility-Ops General	20,116.31
2026-03-27	ORLAND UNIT WATER USERS ASSN.	00594252	2031MAR2026	2602 STONY CREEK HYDRO EXP	Electric Utility-Ops General	7,075.27
				Total for Payment No.:		39,111.31

Payment No: 733004

Payment Date	Vendor Name	Voucher No.	Invoice No.	Description	Fund Code	Amount Paid
2026-04-02	MONTROSE AIR QUALITY SERVICES,	00595216	CINV-489644	EMISSIONS TESTING SERVICES DVR	Electric Utility-Ops General	37,963.00

Payment Date	Vendor Name	Voucher No.	Invoice No.	Description	Fund Code	Amount Paid
				Total for Payment No.:		37,963.00

Payment No: 732581

Payment Date	Vendor Name	Voucher No.	Invoice No.	Description	Fund Code	Amount Paid
2026-03-20	DFS	00593804	260211	SERVICE FEE FOR TITLE TRANSFER	Electric Utility-Ops General	150.00
2026-03-20	DFS	00593804	260211	DMV FEE VIN 1FVKCYFE8PHNZ4838	Electric Utility-Ops General	37,162.00
				Total for Payment No.:		37,312.00

Payment No: 036414

Payment Date	Vendor Name	Voucher No.	Invoice No.	Description	Fund Code	Amount Paid
2026-04-02	TUCKER CONSTRUCTION	00595359	34909i-1	CONTINGENCY 10%	Electric Utility-Construction	6,768.41
2026-04-02	TUCKER CONSTRUCTION	00595360	34909i	MOBILIZATION, LABOR, OPERATOR,	Electric Utility-Construction	14,860.58
				Total for Payment No.:		21,628.99

Payment No: 000047

Payment Date	Vendor Name	Voucher No.	Invoice No.	Description	Fund Code	Amount Paid
2026-03-26	PURE PROCESS FILTRATION INC	00595041	102492	PN# P038699 - CABLE TIE 48"L F	Electric Utility-Ops General	923.98
2026-03-26	PURE PROCESS FILTRATION INC	00595041	102492	PN# P039859 - HEPA PRE FILTER	Electric Utility-Ops General	30,476.78
2026-03-26	PURE PROCESS FILTRATION INC	00595041	102492	SHIPPING AND HANDLING	Electric Utility-Ops General	2,061.86
				Total for Payment No.:		33,462.62

Payment No: 732886

Payment Date	Vendor Name	Voucher No.	Invoice No.	Description	Fund Code	Amount Paid
2026-03-27	HERITAGE LANDSCAPE SUPPLY	00594045	0024844283-002	MATERIALS - SVP	Electric Utility-Ops Restrictd	32,436.24

Payment Date	Vendor Name	Voucher No.	Invoice No.	Description	Fund Code	Amount Paid
				Total for Payment No.:		32,436.24

Payment No: 732834

Payment Date	Vendor Name	Voucher No.	Invoice No.	Description	Fund Code	Amount Paid
2026-03-27	PACIFIC GAS & ELECTRIC NON-ENERGY	00594000	0008494407-3	2602 GRIZZ PH O&M NONTAXABLE	Electric Utility-Ops General	29,347.79
2026-03-27	PACIFIC GAS & ELECTRIC NON-ENERGY	00594000	0008494407-3	2602 GRIZZ PH O&M TAXABLE	Electric Utility-Ops General	1,103.81
				Total for Payment No.:		30,451.60

Payment No: 036300

Payment Date	Vendor Name	Voucher No.	Invoice No.	Description	Fund Code	Amount Paid
2026-03-27	GE GRID SOLUTIONS LLC	00595040	7001196947	86400 LENTRONICS MULTIPLEXER P	Electric Utility-Ops General	29,895.60
2026-03-27	GE GRID SOLUTIONS LLC	00595040	7001196947	FREIGHT	Electric Utility-Ops General	68.48
				Total for Payment No.:		29,964.08

Payment No: 036319

Payment Date	Vendor Name	Voucher No.	Invoice No.	Description	Fund Code	Amount Paid
2026-03-27	[redacted]	[redacted]	[redacted]	LEGAL SERVICES	[redacted]	[redacted]
				Total for Payment No.:		28,687.17

Payment No: 036105

Payment Date	Vendor Name	Voucher No.	Invoice No.	Description	Fund Code	Amount Paid
2026-03-13	AECOM TECHNICAL SERVICES, INC	00593788	2001112138	NRS-KRS 115KV LINE SUPPORT AND	Electric Utility-Construction	3,689.10
2026-03-13	AECOM TECHNICAL SERVICES, INC	00593936	2001115528	CONTINGENCY FOR SERVICES TO PR	Electric Utility-Construction	87.08
2026-03-13	AECOM TECHNICAL SERVICES, INC	00593936	2001115528	CHANGE ORDER 1 TO FINISH ELECT	Electric Utility-Construction	24,425.14

Payment Date	Vendor Name	Voucher No.	Invoice No.	Description	Fund Code	Amount Paid
				Total for Payment No.:		28,201.32

Payment No: 000060

Payment Date	Vendor Name	Voucher No.	Invoice No.	Description	Fund Code	Amount Paid
2026-04-01	MISSION TRAIL WASTE SYSTEMS	00594098	0000566540	CART & FRONT LOAD BIN MAR2026	Electric Utility-Ops General	5,016.79
2026-04-01	MISSION TRAIL WASTE SYSTEMS	00594098	0000566540	CART & FRONT LOAD BIN MAR2026	Electric Utility-Ops General	480.58
				Total for Payment No.:		5,497.37

Payment No: 036224

Payment Date	Vendor Name	Voucher No.	Invoice No.	Description	Fund Code	Amount Paid
2026-03-20	GE GRID SOLUTIONS LLC	00594515	7001188678	FREIGHT	Electric Utility-Ops General	96.20
2026-03-20	GE GRID SOLUTIONS LLC	00594515	7001188678	MISC. JMUX PARTS FOR MISC. OPE	Electric Utility-Ops General	24,102.75
2026-03-20	GE GRID SOLUTIONS LLC	00594383	7001189122	MISC JMUX MATERIALS FOR NRS-KR	Electric Utility-Ops General	2,892.33
2026-03-20	GE GRID SOLUTIONS LLC	00594383	7001189122	FREIGHT	Electric Utility-Ops General	38.28
				Total for Payment No.:		27,129.56

Payment No: 036321

Payment Date	Vendor Name	Voucher No.	Invoice No.	Description	Fund Code	Amount Paid
2026-03-27	MITSUBISHI POWER AMERICAS, INC	00594826	80028025	PN: 075423-SP BUSHING 64.0X36.	Electric Utility-Ops General	11,931.10
2026-03-27	MITSUBISHI POWER AMERICAS, INC	00594826	80028025	PN: MY-02617-000001 NO1 VALVE	Electric Utility-Ops General	2,583.42
2026-03-27	MITSUBISHI POWER AMERICAS, INC	00594826	80028025	PN: MY-02617-000002 NO2 VALVE	Electric Utility-Ops General	2,583.42
2026-03-27	MITSUBISHI POWER AMERICAS, INC	00594826	80028025	PN: MY-00025-900008 SCREW SET	Electric Utility-Ops General	145.14

Payment Date	Vendor Name	Voucher No.	Invoice No.	Description	Fund Code	Amount Paid
2026-03-27	MITSUBISHI POWER AMERICAS, INC	00594826	80028025	PN: T407694-01 SEAT VALVE BACK	Electric Utility-Ops General	4,254.56
2026-03-27	MITSUBISHI POWER AMERICAS, INC	00594826	80028025	PN: MY-02617-000003 NO3 VALVE	Electric Utility-Ops General	2,583.42
2026-03-27	MITSUBISHI POWER AMERICAS, INC	00594826	80028025	PN: MY-02617-000004 NO4 VALVE	Electric Utility-Ops General	2,583.42
				Total for Payment No.:		26,664.48

Payment No: 732647

Payment Date	Vendor Name	Voucher No.	Invoice No.	Description	Fund Code	Amount Paid
2026-03-20	GENERAL PACIFIC INC	00594467	1538021	GREASE, SILICONE, 5 OZ. TUBE E	Electric Utility-Ops General	1,473.19
2026-03-20	GENERAL PACIFIC INC	00594468	1538325	TRANSFORMER, PAD, 75 KVA, 120/	Electric Utility-Ops General	22,772.21
2026-03-20	GENERAL PACIFIC INC	00594535	1533112	CREDIT MEMO PO# 31382	Electric Utility-Ops General	-1,093.43
				Total for Payment No.:		23,151.97

Payment No: 733034

Payment Date	Vendor Name	Voucher No.	Invoice No.	Description	Fund Code	Amount Paid
2026-04-02	THE SHPIGLER GROUP	00595223	26-03	PHASE 3 BENCHMARKING ANALYSIS	Electric Utility-Ops General	18,000.00
2026-04-02	THE SHPIGLER GROUP	00595223	26-03	REIMBURSABLE EXPENSES	Electric Utility-Ops General	4,670.73
				Total for Payment No.:		22,670.73

Payment No: 036358

Payment Date	Vendor Name	Voucher No.	Invoice No.	Description	Fund Code	Amount Paid
2026-04-02	ARCOS LLC	00594552	IN44685	PROFESSIONAL SERVICES FEES	Electric Utility-Ops General	20,400.00
				Total for Payment No.:		20,400.00

Payment No: 000026

Payment Date	Vendor Name	Voucher No.	Invoice No.	Description	Fund Code	Amount Paid
2026-03-20	HSI WORKPLACE COMPLIANCE SOLUTIONS INC	00594585	INV143869	SAT ADVANTAGE AND ONLINE TRAIN	Electric Utility-Ops General	5,800.00
2026-03-20	HSI WORKPLACE COMPLIANCE SOLUTIONS INC	00594584	INV143466	SAT ADVANTAGE AND ONLINE TRAIN	Electric Utility-Ops General	13,965.00
				Total for Payment No.:		19,765.00

Payment No: 732639

Payment Date	Vendor Name	Voucher No.	Invoice No.	Description	Fund Code	Amount Paid
2026-03-20	EQUINIX INC	00593723	100210743643	2603 SANTA CLARA IBX-SV2 FBR	Electric Utility-Ops General	19,436.05
				Total for Payment No.:		19,436.05

Payment No: 036274

Payment Date	Vendor Name	Voucher No.	Invoice No.	Description	Fund Code	Amount Paid
2026-03-27	ADVANCED CHEMICAL TRANSPORT	00594866	1354459	DEDICATED ON-SITE PERSONNEL -	Electric Utility-Ops General	2,139.20
2026-03-27	ADVANCED CHEMICAL TRANSPORT	00594867	1340797	DEDICATED ON-SITE PERSONNEL -	Electric Utility-Ops General	1,159.20
2026-03-27	ADVANCED CHEMICAL TRANSPORT	00594868	1341398	DEDICATED ON-SITE PERSONNEL -	Electric Utility-Ops General	2,139.20
2026-03-27	ADVANCED CHEMICAL TRANSPORT	00594222	SC-11936	CREDIT FOR INVOICE 655793	Electric Utility-Ops General	-842.84
2026-03-27	ADVANCED CHEMICAL TRANSPORT	00594229	SC-12020	CREDIT FOR INVOICE 630208	Electric Utility-Ops General	-535.20
2026-03-27	ADVANCED CHEMICAL TRANSPORT	00594864	1343303	DEDICATED ON-SITE PERSONNEL -	Electric Utility-Ops General	1,649.20
2026-03-27	ADVANCED CHEMICAL TRANSPORT	00594865	1343304	DEDICATED ON-SITE PERSONNEL -	Electric Utility-Ops General	1,159.20
2026-03-27	ADVANCED CHEMICAL TRANSPORT	00594222	SC-11936	CREDIT FOR INVOICE 655793	Electric Utility-Ops General	-132.99
2026-03-27	ADVANCED CHEMICAL TRANSPORT	00594229	SC-12020	CREDIT FOR INVOICE 630208	Electric Utility-Ops General	-1,505.93
2026-03-27	ADVANCED CHEMICAL TRANSPORT	00594225	663101	2509 HAZ WASTE REMOVAL 9/5	Electric Utility-Ops	1,260.00

Payment Date	Vendor Name	Voucher No.	Invoice No.	Description	Fund Code	Amount Paid
					General	
2026-03-27	ADVANCED CHEMICAL TRANSPORT	00594226	630208REV	2503 HAZ WASTE REMOVAL 3/21	Electric Utility-Ops General	627.60
2026-03-27	ADVANCED CHEMICAL TRANSPORT	00594227	663305	2509 HAZ WASTE REMOVAL 9/18	Electric Utility-Ops General	3,914.40
2026-03-27	ADVANCED CHEMICAL TRANSPORT	00594228	652253	2507 HAZ WASTE REMOVAL 7/30	Electric Utility-Ops General	2,586.36
2026-03-27	ADVANCED CHEMICAL TRANSPORT	00594223	1300676	2510 HAZ WASTE REMOVAL 10/29	Electric Utility-Ops General	2,223.20
2026-03-27	ADVANCED CHEMICAL TRANSPORT	00594226	630208REV	2503 HAZ WASTE REMOVAL 3/21	Electric Utility-Ops General	2,346.19
2026-03-27	ADVANCED CHEMICAL TRANSPORT	00594224	655793REV	2508 HAZ WASTE REMOVAL 8/18 T	Electric Utility-Ops General	132.99
2026-03-27	ADVANCED CHEMICAL TRANSPORT	00594224	655793REV	2508 HAZ WASTE REMOVAL 8/18	Electric Utility-Ops General	931.04
				Total for Payment No.:		19,250.82

Payment No: 732993

Payment Date	Vendor Name	Voucher No.	Invoice No.	Description	Fund Code	Amount Paid
2026-04-02	INDUSTRIAL VALVE SALES & SERVICE LLC	00595225	INV458430	FREIGHT SHIPPING ESTIMATE	Electric Utility-Ops General	1,000.00
2026-04-02	INDUSTRIAL VALVE SALES & SERVICE LLC	00595225	INV458430	PN# 06-58815-SNNN-S-6-M2B-NNN	Electric Utility-Ops General	17,460.00
				Total for Payment No.:		18,460.00

Payment No: 732833

Payment Date	Vendor Name	Voucher No.	Invoice No.	Description	Fund Code	Amount Paid
2026-03-27	PACIFIC GAS & ELECTRIC NON-ENERGY	00593863	0008494409-9	2602 GRIZZLY COP NONTAXABLE	Electric Utility-Construction	11,261.56
2026-03-27	PACIFIC GAS & ELECTRIC NON-ENERGY	00593863	0008494409-9	2602 GRIZZLY COP TAXABLE	Electric Utility-Construction	4,154.82
				Total for Payment No.:		15,416.38

Payment No: 732860

Payment Date	Vendor Name	Voucher No.	Invoice No.	Description	Fund Code	Amount Paid
2026-03-27	BURNS & MC DONNELL	00594785	172916-2Rev1	DESIGN SERVICES FOR EXISTING R	Electric Utility-Construction	15,115.51
2026-03-27	BURNS & MC DONNELL	00594786	172916-3	DESIGN SERVICES FOR EXISTING R	Electric Utility-Construction	185.64
				Total for Payment No.:		15,301.15

Payment No: 036298

Payment Date	Vendor Name	Voucher No.	Invoice No.	Description	Fund Code	Amount Paid
2026-03-27	ELECTRICAL CONSULTANTS INC	00594772	142414	PROCUREMENT DESIGN AND SUPPORT	Electric Utility-Construction	137.00
2026-03-27	ELECTRICAL CONSULTANTS INC	00594792	142361	PROCUREMENT DESIGN AND SUPPORT	Electric Utility-Construction	88.50
2026-03-27	ELECTRICAL CONSULTANTS INC	00594794	142407	PROCUREMENT DESIGN AND SUPPORT	Electric Utility-Construction	3,412.50
2026-03-27	ELECTRICAL CONSULTANTS INC	00594793	142387	PROCUREMENT DESIGN AND SUPPORT	Electric Utility-Construction	350.00
2026-03-27	ELECTRICAL CONSULTANTS INC	00594768	142147	ENGINEERING SERVICES TO DESIGN	Electric Utility-Construction	11,124.00
				Total for Payment No.:		15,112.00

Payment No: 036278

Payment Date	Vendor Name	Voucher No.	Invoice No.	Description	Fund Code	Amount Paid
2026-03-27	ATLAS COPCO RENTAL	00594823	1421202-0035	COMPRESSOR RENTAL: ZT90 VSD OF	Electric Utility-Ops General	14,813.72
				Total for Payment No.:		14,813.72

Payment No: 036177

Payment Date	Vendor Name	Voucher No.	Invoice No.	Description	Fund Code	Amount Paid
2026-03-13	TRC	00593785	122018	ENGINEER OF RECORD (EOR) FOR T	Electric Utility-Street Lights	193.76
2026-03-13	TRC	00593855	122154	ENGINEER OF RECORD FOR LED STR	Electric Utility-Street Lights	14,415.20

Payment Date	Vendor Name	Voucher No.	Invoice No.	Description	Fund Code	Amount Paid
				Total for Payment No.:		14,608.96

Payment No: 036119

Payment Date	Vendor Name	Voucher No.	Invoice No.	Description	Fund Code	Amount Paid
2026-03-13	BRIDGEWELL RESOURCES	00593980	0264143401	POLE, WOOD, 50 FT., CLASS 1, P	Electric Utility-Ops General	14,430.69
2026-03-13	BRIDGEWELL RESOURCES	00593980	0264143401	CA LPA 1% FEE	Electric Utility-Ops General	132.24
				Total for Payment No.:		14,562.93

Payment No: 732918

Payment Date	Vendor Name	Voucher No.	Invoice No.	Description	Fund Code	Amount Paid
2026-03-27	REED & GRAHAM INC	00594831	126130	ASPHALT AND AGGREGATE MATERIAL	Electric Utility-Construction	1,283.23
2026-03-27	REED & GRAHAM INC	00594834	128012	AS NEEDED AGGREGATE MATERIALS	Electric Utility-Construction	786.13
2026-03-27	REED & GRAHAM INC	00594833	126458	ASPHALT AND AGGREGATE MATERIAL	Electric Utility-Construction	655.91
2026-03-27	REED & GRAHAM INC	00594836	128710	AS NEEDED AGGREGATE MATERIALS	Electric Utility-Construction	793.74
2026-03-27	REED & GRAHAM INC	00594832	126338	ASPHALT AND AGGREGATE MATERIAL	Electric Utility-Construction	42.04
				Total for Payment No.:		3,561.05

Payment No: 036306

Payment Date	Vendor Name	Voucher No.	Invoice No.	Description	Fund Code	Amount Paid
2026-03-27	GTT COMMUNICATIONS INC	00594235	INV11863319	2603 INTERNET SVCS 881/1705	Electric Utility-Ops General	14,113.97
				Total for Payment No.:		14,113.97

Payment No: 036234

Payment Date	Vendor Name	Voucher No.	Invoice No.	Description	Fund Code	Amount Paid
2026-03-20	J POWERS RECRUITING, INC.	00594410	714	ELECTRIC UTILITY COO RECRUITME	Electric Utility-Ops General	14,000.00
				Total for Payment No.:		14,000.00

Payment No: 000046

Payment Date	Vendor Name	Voucher No.	Invoice No.	Description	Fund Code	Amount Paid
2026-03-26	PESTMASTER SERVICES L.P.	00594741	498079	SVP 850 DUANE	Electric Utility-Ops General	61.54
2026-03-26	PESTMASTER SERVICES L.P.	00594741	498079	SVP 527 ROBERTS	Electric Utility-Ops General	61.54
2026-03-26	PESTMASTER SERVICES L.P.	00594741	498079	SVP 1705 MARTIN	Electric Utility-Ops General	61.54
2026-03-26	PESTMASTER SERVICES L.P.	00594739	489587	SVP 850 DUANE	Electric Utility-Ops General	61.54
2026-03-26	PESTMASTER SERVICES L.P.	00594739	489587	SVP 527 ROBERTS	Electric Utility-Ops General	61.54
2026-03-26	PESTMASTER SERVICES L.P.	00594739	489587	SVP 1705 MARTIN	Electric Utility-Ops General	61.54
2026-03-26	PESTMASTER SERVICES L.P.	00594740	496259	SVP 850 DUANE	Electric Utility-Ops General	61.54
2026-03-26	PESTMASTER SERVICES L.P.	00594740	496259	SVP 527 ROBERTS	Electric Utility-Ops General	61.54
2026-03-26	PESTMASTER SERVICES L.P.	00594740	496259	SVP 1705 MARTIN	Electric Utility-Ops General	61.54
				Total for Payment No.:		553.86

Payment No: 732854

Payment Date	Vendor Name	Voucher No.	Invoice No.	Description	Fund Code	Amount Paid
2026-03-27	AT&T CALNET	00594230	000024850770	2602 BAN 9391023721	Electric Utility-Ops General	828.52
2026-03-27	AT&T CALNET	00594231	000024850650	2602 BAN: 9391015175	Electric Utility-Ops General	11,711.05
2026-03-27	AT&T CALNET	00594232	000024870019	2602 BAN: 9391062315	Electric Utility-Ops General	1,082.40

Payment Date	Vendor Name	Voucher No.	Invoice No.	Description	Fund Code	Amount Paid
2026-03-27	AT&T CALNET	00594233	000024836218	2601 BAN 9391023689	Electric Utility-Ops General	187.86
				Total for Payment No.:		13,809.83

Payment No: 732520

Payment Date	Vendor Name	Voucher No.	Invoice No.	Description	Fund Code	Amount Paid
2026-03-13	GENERAL PACIFIC INC	00593867	1536986	N71074-CONNECTOR, TYPE IPC, TA	Electric Utility-Ops General	2,039.87
2026-03-13	GENERAL PACIFIC INC	00593985	1523750	WEDGE CLAMP, #1/O AL TRIPLEX A	Electric Utility-Ops General	5,947.31
2026-03-13	GENERAL PACIFIC INC	00593985	1523750	TAPE, ELECTRICAL, LV, MARKING,	Electric Utility-Ops General	615.47
2026-03-13	GENERAL PACIFIC INC	00593985	1523750	ROD, GROUND, 5/8IN X 8FT-0IN E	Electric Utility-Ops General	5,033.39
				Total for Payment No.:		13,636.04

Payment No: 036397

Payment Date	Vendor Name	Voucher No.	Invoice No.	Description	Fund Code	Amount Paid
2026-04-02	NOR-CAL OVERHEAD INC	00595413	54406848	ELECTRIC/WATER & SEWER YARD SE	Electric Utility-Ops General	705.00
2026-04-02	NOR-CAL OVERHEAD INC	00595413	54406848	ELECTRIC/WATER & SEWER YARD SE	Electric Utility-Ops General	404.85
				Total for Payment No.:		1,109.85

Payment No: 732653

Payment Date	Vendor Name	Voucher No.	Invoice No.	Description	Fund Code	Amount Paid
2026-03-20	HONGHAO QIAN	00593469	1686	HEAT PMP HVAC RBT ACT 52189-07	Electric Utility-Ops Restrictd	13,444.00
				Total for Payment No.:		13,444.00

Payment No: 732880

Payment Date	Vendor Name	Voucher No.	Invoice No.	Description	Fund Code	Amount Paid
2026-03-27	GAURI AGRAWAL	00594239	1245	HEAT PMP HVAC RBT ACT 28571-02	Electric Utility-Ops Restrictd	11,937.00
				Total for Payment No.:		11,937.00

Payment No: 036171

Payment Date	Vendor Name	Voucher No.	Invoice No.	Description	Fund Code	Amount Paid
2026-03-13	STANTEC CONSULTING SERVICES	00593860	2522317	ENGINEERING SERVICES AND TO SE	Electric Utility-Construction	11,403.00
				Total for Payment No.:		11,403.00

Payment No: 732936

Payment Date	Vendor Name	Voucher No.	Invoice No.	Description	Fund Code	Amount Paid
2026-03-27	VERIZON WIRELESS	00594244	6136850036	2602 CELL PHONE SERVICE	Electric Utility-Ops General	11,125.67
				Total for Payment No.:		11,125.67

Payment No: 732641

Payment Date	Vendor Name	Voucher No.	Invoice No.	Description	Fund Code	Amount Paid
2026-03-20	FAROKH MEHRSHAHI	00593417	1623	HEAT PMP HVAC RBT ACT 83054-01	Electric Utility-Ops Restrictd	10,800.00
				Total for Payment No.:		10,800.00

Payment No: 732874

Payment Date	Vendor Name	Voucher No.	Invoice No.	Description	Fund Code	Amount Paid
2026-03-27	DXP ENTERPRISES, INC.	00595037	55684907	PN# CRN45-2-2 A-GA-E-HQQE - GR	Electric Utility-Ops General	10,037.04
2026-03-27	DXP ENTERPRISES, INC.	00595037	55684907	ESTIMATED FREIGHT	Electric Utility-Ops General	283.86
				Total for Payment No.:		10,320.90

Payment No: 732701

Payment Date	Vendor Name	Voucher No.	Invoice No.	Description	Fund Code	Amount Paid
2026-03-20	SUKUMAR SUBBURAYAN	00593420	1986	HEAT PMP RBT; ACT 19509-03	Electric Utility-Ops Restrictd	10,100.00
				Total for Payment No.:		10,100.00

Payment No: 733043

Payment Date	Vendor Name	Voucher No.	Invoice No.	Description	Fund Code	Amount Paid
2026-04-02	YUN KYONG SHIN	00594346	1897	HEAT PMP HVAC RBT ACT 78507-01	Electric Utility-Ops Restrictd	10,050.00
				Total for Payment No.:		10,050.00

Payment No: 732649

Payment Date	Vendor Name	Voucher No.	Invoice No.	Description	Fund Code	Amount Paid
2026-03-20	HANNAH GORDON	00593463	3070	HEAT P,P HVAC RBT ACT 66712-07	Electric Utility-Ops Restrictd	10,050.00
				Total for Payment No.:		10,050.00

Payment No: 732619

Payment Date	Vendor Name	Voucher No.	Invoice No.	Description	Fund Code	Amount Paid
2026-03-20	BRUCE NEWMAN	00593412	2943	HEAT PMP HVAC RBT; ACT 7778301	Electric Utility-Ops Restrictd	10,050.00
				Total for Payment No.:		10,050.00

Payment No: 732705

Payment Date	Vendor Name	Voucher No.	Invoice No.	Description	Fund Code	Amount Paid
2026-03-20	THAO QUACH	00593421	3060	HEAT PPM HVAC RBT; ACT47944-07	Electric Utility-Ops Restrictd	10,000.00
				Total for Payment No.:		10,000.00

Payment No: 733030

Payment Date	Vendor Name	Voucher No.	Invoice No.	Description	Fund Code	Amount Paid
2026-04-02	SUJOY GHOSH	00594350	2881	HEAT PMP HVAC RBT 52467-03	Electric Utility-Ops	10,000.00

Payment Date	Vendor Name	Voucher No.	Invoice No.	Description	Fund Code	Amount Paid
					Restrictd	
				Total for Payment No.:		10,000.00

Payment No: 732694

Payment Date	Vendor Name	Voucher No.	Invoice No.	Description	Fund Code	Amount Paid
2026-03-20	SEOHYUN WONG	00593418	3048	HEAT PMP RBT ACT 59889-03	Electric Utility-Ops Restrictd	10,000.00
				Total for Payment No.:		10,000.00

Payment No: 036208

Payment Date	Vendor Name	Voucher No.	Invoice No.	Description	Fund Code	Amount Paid
2026-03-20	CALTROL	00594506	CD99245992	PART #: 923915-02 EMR: 6900-45	Electric Utility-Ops General	9,730.17
2026-03-20	CALTROL	00594506	CD99245992	ESTIMATED SHIPPING	Electric Utility-Ops General	114.10
				Total for Payment No.:		9,844.27

Payment No: 036260

Payment Date	Vendor Name	Voucher No.	Invoice No.	Description	Fund Code	Amount Paid
2026-03-20	TRC	00594543	49819	PHASE 1 STUDIES AND SCOPING EF	Electric Utility-Construction	9,334.63
				Total for Payment No.:		9,334.63

Payment No: 036245

Payment Date	Vendor Name	Voucher No.	Invoice No.	Description	Fund Code	Amount Paid
2026-03-20	MVA POWER INC	00594369	225573	PART NUMBER HUBBELL P250021SA0	Electric Utility-Construction	330.39
2026-03-20	MVA POWER INC	00594369	225573	PART NUMBER MACLEAN S59080053V	Electric Utility-Construction	188.94
2026-03-20	MVA POWER INC	00594369	225573	PART NUMBER LAPP 318461-70 DES	Electric Utility-Construction	560.00

Payment Date	Vendor Name	Voucher No.	Invoice No.	Description	Fund Code	Amount Paid
2026-03-20	MVA POWER INC	00594369	225573	TARRIFF CHARGES FOR SRS INSULA	Electric Utility-Construction	766.94
2026-03-20	MVA POWER INC	00594369	225573	PART NUMBER MACLEAN S59080053V	Electric Utility-Construction	1,915.46
2026-03-20	MVA POWER INC	00594369	225573	PART NUMBER LAPP 318461-70 69	Electric Utility-Construction	5,564.97
				Total for Payment No.:		9,326.70

Payment No: 732695

Payment Date	Vendor Name	Voucher No.	Invoice No.	Description	Fund Code	Amount Paid
2026-03-20	SHI INTERNATIONAL CORP	00594291	B20457950	CHIEF FUSION X-LARGE MICRO-ADJ	Electric Utility-Ops General	292.80
2026-03-20	SHI INTERNATIONAL CORP	00594291	B20457950	LOGITECH RALLY BAR ROOM KIT -	Electric Utility-Ops General	5,488.01
2026-03-20	SHI INTERNATIONAL CORP	00594291	B20457950	LOGITECH EXTEND - VIDEO/AUDIO	Electric Utility-Ops General	730.94
2026-03-20	SHI INTERNATIONAL CORP	00594291	B20457950	98-INCH BED SERIES DISPLAY 400	Electric Utility-Ops General	2,191.94
2026-03-20	SHI INTERNATIONAL CORP	00594291	B20457950	LOGITECH RALLY MIC POD EXTENSI	Electric Utility-Ops General	221.86
2026-03-20	SHI INTERNATIONAL CORP	00594291	B20457950	TRIPP LITE 6FT HIGH SPEED HDMI	Electric Utility-Ops General	8.37
2026-03-20	SHI INTERNATIONAL CORP	00594291	B20457950	STARTECH.COM 10FT(3M) USB-C CH	Electric Utility-Ops General	19.49
2026-03-20	SHI INTERNATIONAL CORP	00594291	B20457950	WALL MOUNT FOR VIDEO BARS LOGI	Electric Utility-Ops General	92.43
2026-03-20	SHI INTERNATIONAL CORP	00594291	B20457950	LOGITECH MIC POD MOUNT TABLE A	Electric Utility-Ops General	155.48
2026-03-20	SHI INTERNATIONAL CORP	00594291	B20457950	MONITOR RECYCLING FEE 35IN SHI	Electric Utility-Ops General	6.55
				Total for Payment No.:		9,207.87

Payment No: 036396

Payment Date	Vendor Name	Voucher No.	Invoice No.	Description	Fund Code	Amount Paid
2026-04-02	MVA POWER INC	00595355	225574	PART NUMBER LAPP 315205-70 SPA	Electric Utility-Construction	6.85
2026-04-02	MVA POWER INC	00595355	225574	PART NUMBER LAPP 315205-70 15	Electric Utility-Construction	41.09
2026-04-02	MVA POWER INC	00595355	225574	PART NUMBER MACLEAN S59080053V	Electric Utility-Construction	182.41
2026-04-02	MVA POWER INC	00595355	225574	PART NUMBER LAPP 318461-70 SPA	Electric Utility-Construction	630.01
2026-04-02	MVA POWER INC	00595355	225574	PART NUMBER MACLEAN S59080053V	Electric Utility-Construction	1,798.18
2026-04-02	MVA POWER INC	00595355	225574	PART NUMBER LAPP 318461-70 69	Electric Utility-Construction	6,404.98
				Total for Payment No.:		9,063.52

Payment No: 732982

Payment Date	Vendor Name	Voucher No.	Invoice No.	Description	Fund Code	Amount Paid
2026-04-02	DANIEL LITTLE	00594347	3068	HEAT PMP HVAC RBT ACT 40421-02	Electric Utility-Ops Restrictd	9,050.00
				Total for Payment No.:		9,050.00

Payment No: 732728

Payment Date	Vendor Name	Voucher No.	Invoice No.	Description	Fund Code	Amount Paid
2026-03-20	YIXIN MAN	00593472	1614	HEAT PMP HVAC RBT ACT 39941-04	Electric Utility-Ops Restrictd	9,050.00
				Total for Payment No.:		9,050.00

Payment No: 732726

Payment Date	Vendor Name	Voucher No.	Invoice No.	Description	Fund Code	Amount Paid
2026-03-20	WILSON KWAN	00593470	1571	HEAT PMP HVAC RBT ACT 55593-07	Electric Utility-Ops Restrictd	9,050.00
				Total for Payment No.:		9,050.00

Payment No: 732980

Payment Date	Vendor Name	Voucher No.	Invoice No.	Description	Fund Code	Amount Paid
2026-04-02	CRESCO EQUIPMENT RENTALS	00595381	6579264-0001	DVR EQUIPMENT RENTALS	Electric Utility-Ops General	1,145.81
2026-04-02	CRESCO EQUIPMENT RENTALS	00595426	6509331-0001	GIANERA EQUIPMENT RENTALS	Electric Utility-Ops General	2,069.01
2026-04-02	CRESCO EQUIPMENT RENTALS	00595427	6461384-0001	GIANERA EQUIPMENT RENTALS	Electric Utility-Ops General	4,809.90
2026-04-02	CRESCO EQUIPMENT RENTALS	00595428	6526315-0001	DVR EQUIPMENT RENTALS	Electric Utility-Ops General	477.97
2026-04-02	CRESCO EQUIPMENT RENTALS	00595425	6510390-0001	DVR EQUIPMENT RENTALS	Electric Utility-Ops General	537.99
				Total for Payment No.:		9,040.68

Payment No: 732727

Payment Date	Vendor Name	Voucher No.	Invoice No.	Description	Fund Code	Amount Paid
2026-03-20	XIAOYINI ZHANG	00593471	3046	HEAT PMP HVAC RBT ACT 41316-07	Electric Utility-Ops Restrictd	9,000.00
				Total for Payment No.:		9,000.00

Payment No: 732691

Payment Date	Vendor Name	Voucher No.	Invoice No.	Description	Fund Code	Amount Paid
2026-03-20	SAURABH BARVE	00593467	2949	HEAT PMP HVAC RBT 25902-06	Electric Utility-Ops Restrictd	9,000.00
				Total for Payment No.:		9,000.00

Payment No: 732680

Payment Date	Vendor Name	Voucher No.	Invoice No.	Description	Fund Code	Amount Paid
2026-03-20	PATTIE BRUMMETT	00593468	2977	HEAT PMP HVAC RBT ACT 10184-01	Electric Utility-Ops Restrictd	9,000.00
				Total for Payment No.:		9,000.00

Payment No: 732588

Payment Date	Vendor Name	Voucher No.	Invoice No.	Description	Fund Code	Amount Paid
2026-03-20	MICHAEL CHU	00590532	1809	HVAC HT PMP RBT ACT 28745-02	Electric Utility-Ops Restrictd	9,000.00
				Total for Payment No.:		9,000.00

Payment No: 036325

Payment Date	Vendor Name	Voucher No.	Invoice No.	Description	Fund Code	Amount Paid
2026-03-27	ONESOURCE SUPPLY SOLUTIONS LLC	00594769	S008118258.006	PART NUMBER: HUBBELL PSSB78300	Electric Utility-Construction	742.05
2026-03-27	ONESOURCE SUPPLY SOLUTIONS LLC	00594542	S008198209.001	SERVICE CHARGE	Electric Utility-Ops General	121.23
2026-03-27	ONESOURCE SUPPLY SOLUTIONS LLC	00594802	S008069076.003	CUTOUT, OH, 100 AMP, 15KV, TYP	Electric Utility-Ops General	5,119.05
2026-03-27	ONESOURCE SUPPLY SOLUTIONS LLC	00594804	S008223485.001	BOLT, GUY, EYE (EYELET), 3/4IN	Electric Utility-Ops General	492.16
2026-03-27	ONESOURCE SUPPLY SOLUTIONS LLC	00594804	S008223485.001	WASHER, LIP, 3IN X 3IN X 1/4IN	Electric Utility-Ops General	385.21
2026-03-27	ONESOURCE SUPPLY SOLUTIONS LLC	00594804	S008223485.001	BOLT, SQ HD, 3/4IN DIA. X 16IN	Electric Utility-Ops General	364.48
2026-03-27	ONESOURCE SUPPLY SOLUTIONS LLC	00594804	S008223485.001	70089 50 BOLT, SQ HD, 3/4IN DI	Electric Utility-Ops General	452.32
2026-03-27	ONESOURCE SUPPLY SOLUTIONS LLC	00594804	S008223485.001	BOLT, SQ HD, 3/4IN DIA. X 20IN	Electric Utility-Ops General	417.40
2026-03-27	ONESOURCE SUPPLY SOLUTIONS LLC	00594804	S008223485.001	BOLT, ALL THD, 5/8IN X 22IN LG	Electric Utility-Ops General	407.58
2026-03-27	ONESOURCE SUPPLY SOLUTIONS LLC	00594804	S008223485.001	BOLT, SQ HD, 3/4IN DIA. X 14IN	Electric Utility-Ops General	269.54
				Total for Payment No.:		8,771.02

Payment No: 732686

Payment Date	Vendor Name	Voucher No.	Invoice No.	Description	Fund Code	Amount Paid
2026-03-20	REXEL USA, INC.	00593581	S143268964.006	PN# KIL KLBP01 - EBS INTERIOR	Electric Utility-Ops General	8,365.09
				Total for Payment No.:		8,365.09

Payment No: 036317

Payment Date	Vendor Name	Voucher No.	Invoice No.	Description	Fund Code	Amount Paid
2026-03-27	LEIDOS ENGINEERING, LLC	00594770	INV-0015381335	NERC COMPLIANCE SUPPORT RELATE	Electric Utility-Ops General	4,593.04
2026-03-27	LEIDOS ENGINEERING, LLC	00594771	INV-0015642423	NERC COMPLIANCE SUPPORT RELATE	Electric Utility-Ops General	3,715.14
				Total for Payment No.:		8,308.18

Payment No: 036410

Payment Date	Vendor Name	Voucher No.	Invoice No.	Description	Fund Code	Amount Paid
2026-04-02	T-MOBILE	00595322	952058658-3/2/2026	Finance - SVP	Electric Utility-Ops General	58.80
2026-04-02	T-MOBILE	00595322	952058658-3/2/2026	Finance - Purchasing	Electric Utility-Ops General	102.26
2026-04-02	T-MOBILE	00595322	952058658-3/2/2026	Silicon Valley Power	Electric Utility-Ops General	0.00
				Total for Payment No.:		161.06

Payment No: 000059

Payment Date	Vendor Name	Voucher No.	Invoice No.	Description	Fund Code	Amount Paid
2026-04-01	MISSION TRAIL WASTE SYSTEMS	00594066	0000565568	DEBRIS BIN HAUILING FEB 2026	Electric Utility-Ops General	991.49
				Total for Payment No.:		991.49

Payment No: 732920

Payment Date	Vendor Name	Voucher No.	Invoice No.	Description	Fund Code	Amount Paid
2026-03-27	RTS RELIABILITY TESTING	00594830	185895	DVR RELIABILITY/PDM SERVICES -	Electric Utility-Ops General	7,924.00
				Total for Payment No.:		7,924.00

Payment No: 733016

Payment Date	Vendor Name	Voucher No.	Invoice No.	Description	Fund Code	Amount Paid
2026-04-02	RTS RELIABILITY TESTING	00595227	185938	DVR RELIABILITY/PDM SERVICES -	Electric Utility-Ops	7,924.00

Payment Date	Vendor Name	Voucher No.	Invoice No.	Description	Fund Code	Amount Paid
					General	
				Total for Payment No.:		7,924.00

Payment No: 732505

Payment Date	Vendor Name	Voucher No.	Invoice No.	Description	Fund Code	Amount Paid
2026-03-13	CHARGEPOINT INC	00593815	IN397779	CT4010-HD2-GW-LTE - AC STATION	Electric Utility-Ops Restrictd	1,647.79
2026-03-13	CHARGEPOINT INC	00593815	IN397779	SHIPPING	Electric Utility-Ops Restrictd	60.00
2026-03-13	CHARGEPOINT INC	00593811	IN397780	CT4020-HD2-GW-LTE-CR - AC STAT	Electric Utility-Ops Restrictd	6,132.83
2026-03-13	CHARGEPOINT INC	00593811	IN397780	SHIPPING	Electric Utility-Ops Restrictd	60.00
				Total for Payment No.:		7,900.62

Payment No: 732527

Payment Date	Vendor Name	Voucher No.	Invoice No.	Description	Fund Code	Amount Paid
2026-03-13	HOME DEPOT SUPPLY	00593893	9244890614	MATERIAL RETURNED PO#31650	Electric Utility-Ops General	-43.43
2026-03-13	HOME DEPOT SUPPLY	00593996	9244162106	JANITORIAL SUPPLIES FOR SVP	Electric Utility-Ops General	118.48
2026-03-13	HOME DEPOT SUPPLY	00594005	9246185088	JANITORIAL SUPPLIES FOR SVP	Electric Utility-Ops General	379.84
				Total for Payment No.:		454.89

Payment No: 732934

Payment Date	Vendor Name	Voucher No.	Invoice No.	Description	Fund Code	Amount Paid
2026-03-27	UNIVAR SOLUTIONS USA INC	00594036	53723677	2603 SOD HYPO 12.5% LIQUICHLOR	Electric Utility-Ops General	4,897.53
2026-03-27	UNIVAR SOLUTIONS USA INC	00594256	53657157	2602 SOD HYPO 12.5% LIQUICHLOR	Electric Utility-Ops General	2,393.11
2026-03-27	UNIVAR SOLUTIONS USA INC	00594256	53657157	2602 CALIFORNIA MILL FEE	Electric Utility-Ops	66.41

Payment Date	Vendor Name	Voucher No.	Invoice No.	Description	Fund Code	Amount Paid
					General	
2026-03-27	UNIVAR SOLUTIONS USA INC	00594036	53723677	2603 CALIFORNIA MILL FEE	Electric Utility-Ops General	135.90
				Total for Payment No.:		7,492.95

Payment No: 036384

Payment Date	Vendor Name	Voucher No.	Invoice No.	Description	Fund Code	Amount Paid
2026-04-02	HILL BROTHERS CHEMICAL CO	00594390	INV13146893	2601 SUPERFUND EXCISE FEE	Electric Utility-Ops General	24.08
2026-04-02	HILL BROTHERS CHEMICAL CO	00594390	INV13146893	2601 AQUA AMMONIA 19% BULK	Electric Utility-Ops General	7,466.39
				Total for Payment No.:		7,490.47

Payment No: 036378

Payment Date	Vendor Name	Voucher No.	Invoice No.	Description	Fund Code	Amount Paid
2026-04-02	GRAINGER	00594388	9839048023	2603 30PJ37 PRESSURE MODULE,GA	Electric Utility-Ops General	2,679.34
2026-04-02	GRAINGER	00594389	9840316310	2603 19MX51 BRAKE PARTS CLEANE	Electric Utility-Ops General	163.43
2026-04-02	GRAINGER	00594389	9840316310	2603 15E719 SPRAY ADHESIVE,18	Electric Utility-Ops General	125.36
2026-04-02	GRAINGER	00594655	9840513817	2603 400R66 TACTICAL GLOVE,BLA	Electric Utility-Ops General	119.10
2026-04-02	GRAINGER	00594656	9842476484	2603 36N853 RECHARGEABLE BATTE	Electric Utility-Ops General	495.97
2026-04-02	GRAINGER	00594710	9846482629	2603 811DJ6 LIQUIDPAINTMARKER,	Electric Utility-Ops General	23.29
2026-04-02	GRAINGER	00594710	9846482629	2603 6RRF2 LIQUID PAINT MARKER	Electric Utility-Ops General	9.55
2026-04-02	GRAINGER	00594710	9846482629	2603 803DA7 LIQUID PAINT MARKE	Electric Utility-Ops General	14.09
2026-04-02	GRAINGER	00594711	9840513825	2603 23Y323 BOT TOP DSPNSR,5 M	Electric Utility-Ops General	2,853.86

Payment Date	Vendor Name	Voucher No.	Invoice No.	Description	Fund Code	Amount Paid
2026-04-02	GRAINGER	00594389	9840316310	2603 4RB55 FACESHIELD,UNCOATED	Electric Utility-Ops General	128.10
2026-04-02	GRAINGER	00594389	9840316310	2603 2EWW7 DISPOSABLEGLOVES,BL	Electric Utility-Ops General	547.60
2026-04-02	GRAINGER	00594389	9840316310	2603 19K977 COATED GLOVES,NYLO	Electric Utility-Ops General	105.28
				Total for Payment No.:		7,264.97

Payment No: 036143

Payment Date	Vendor Name	Voucher No.	Invoice No.	Description	Fund Code	Amount Paid
2026-03-13	HILL BROTHERS CHEMICAL CO	00593231	INV13148394	2602 AQUA AMMONIA 19% BULK	Electric Utility-Ops General	7,222.33
2026-03-13	HILL BROTHERS CHEMICAL CO	00593231	INV13148394	2602 SUPERFUND EXCISE FEE	Electric Utility-Ops General	23.30
				Total for Payment No.:		7,245.63

Payment No: 732906

Payment Date	Vendor Name	Voucher No.	Invoice No.	Description	Fund Code	Amount Paid
2026-03-27	NORTHSTAR CHEMICAL	00594035	331646	2601 SULFURIC ACID - 93%	Electric Utility-Ops General	7,164.45
				Total for Payment No.:		7,164.45

Payment No: 036228

Payment Date	Vendor Name	Voucher No.	Invoice No.	Description	Fund Code	Amount Paid
2026-03-20	HILL BROTHERS CHEMICAL CO	00593727	INV13148778	2602 AQUA AMMONIA 19% BULK	Electric Utility-Ops General	6,981.69
2026-03-20	HILL BROTHERS CHEMICAL CO	00593727	INV13148778	2602 SUPERFUND EXCISE FEE	Electric Utility-Ops General	22.52
				Total for Payment No.:		7,004.21

Payment No: 036309

Payment Date	Vendor Name	Voucher No.	Invoice No.	Description	Fund Code	Amount Paid
2026-03-27	[redacted]	[redacted]	[redacted]	LEGAL SERVICES	[redacted]	[redacted]
				Total for Payment No.:		6,870.10

Payment No: 732900

Payment Date	Vendor Name	Voucher No.	Invoice No.	Description	Fund Code	Amount Paid
2026-03-27	MALLORY SAFETY & SUPPLY LLC	00595044	6368712	VEST, XL, CLASS 3, LIME GREEN	Electric Utility-Ops General	4,394.15
2026-03-27	MALLORY SAFETY & SUPPLY LLC	00595044	6368712	VEST, XXL, CLASS 3, LIME GREEN	Electric Utility-Ops General	2,457.41
				Total for Payment No.:		6,851.56

Payment No: 036199

Payment Date	Vendor Name	Voucher No.	Invoice No.	Description	Fund Code	Amount Paid
2026-03-20	ALTERNATIVE ENERGY SYSTEMS	00593640	147172	2601EE BLDG ELECTFICATIN TR5	Electric Utility-Ops Restrictd	6,691.25
				Total for Payment No.:		6,691.25

Payment No: 732631

Payment Date	Vendor Name	Voucher No.	Invoice No.	Description	Fund Code	Amount Paid
2026-03-20	D&M TRAFFIC SERVICES	00594464	578107	STENCIL CHARGE	Electric Utility-Ops General	81.84
2026-03-20	D&M TRAFFIC SERVICES	00594464	578107	CONE, 28IN VINYL PLASTIC TRAFF	Electric Utility-Ops General	1,095.62
				Total for Payment No.:		1,177.46

Payment No: 732961

Payment Date	Vendor Name	Voucher No.	Invoice No.	Description	Fund Code	Amount Paid
2026-04-02	PG&E	00594708	0008492910-8	2603 COO 115KV NRS (TFA)	Electric Utility-Ops General	6,600.59
				Total for Payment No.:		6,600.59

Payment No: 732610

Payment Date	Vendor Name	Voucher No.	Invoice No.	Description	Fund Code	Amount Paid
2026-03-20	PG&E	00593711	0008483168-4	2602 COO 115KV NRS (TFA)	Electric Utility-Ops General	6,600.59
				Total for Payment No.:		6,600.59

Payment No: 732640

Payment Date	Vendor Name	Voucher No.	Invoice No.	Description	Fund Code	Amount Paid
2026-03-20	EUNICE AHN	00593593	1752	HEAT PMP HVAC RBT ACT 58365-01	Electric Utility-Ops Restrictd	6,397.83
				Total for Payment No.:		6,397.83

Payment No: 732487

Payment Date	Vendor Name	Voucher No.	Invoice No.	Description	Fund Code	Amount Paid
2026-03-13	PG&E	00592417	0008486711-8	2601 GRIZZLY COP NONTAXABLE	Electric Utility-Construction	6,264.73
				Total for Payment No.:		6,264.73

Payment No: 036379

Payment Date	Vendor Name	Voucher No.	Invoice No.	Description	Fund Code	Amount Paid
2026-04-02	GRAINGER-SAN JOSE	00594428	9839405181	2603 4DCK9 THREAD REPAIR KIT,2	Electric Utility-Ops General	165.29
				Total for Payment No.:		165.29

Payment No: 732983

Payment Date	Vendor Name	Voucher No.	Invoice No.	Description	Fund Code	Amount Paid
2026-04-02	DASHER TECHNOLOGIES INC	00595378	INV-0319175	ADDITIONAL FUNDING FOR HPE 3PA	Electric Utility-Ops General	6,140.40
				Total for Payment No.:		6,140.40

Payment No: 733006

Payment Date	Vendor Name	Voucher No.	Invoice No.	Description	Fund Code	Amount Paid
2026-04-02	NEWGEN STRATEGIES	00595280	23318	LOAD DEVELOPMENT FEE AND OTHER	Electric Utility-Ops General	3,000.00
2026-04-02	NEWGEN STRATEGIES	00595380	23573	LOAD DEVELOPMENT FEE AND OTHER	Electric Utility-Ops General	3,000.00
				Total for Payment No.:		6,000.00

Payment No: 732551

Payment Date	Vendor Name	Voucher No.	Invoice No.	Description	Fund Code	Amount Paid
2026-03-13	PRO SAFETY & RESCUE, INC	00594109	160041	SUBSISTENCE (FOR 2 PERSONS)	Electric Utility-Ops General	270.00
2026-03-13	PRO SAFETY & RESCUE, INC	00594109	160041	RESCUE VEHICLE	Electric Utility-Ops General	324.00
2026-03-13	PRO SAFETY & RESCUE, INC	00594109	160041	RESCUE EQUIPMENT	Electric Utility-Ops General	500.00
2026-03-13	PRO SAFETY & RESCUE, INC	00594109	160041	LODGING (FOR 2 PERSONS)	Electric Utility-Ops General	900.00
2026-03-13	PRO SAFETY & RESCUE, INC	00594109	160041	MILEAGE	Electric Utility-Ops General	336.00
2026-03-13	PRO SAFETY & RESCUE, INC	00594109	160041	STRAIGHT TIME LABOR	Electric Utility-Ops General	2,976.00
2026-03-13	PRO SAFETY & RESCUE, INC	00594109	160041	OVERTIME LABOR	Electric Utility-Ops General	492.00
				Total for Payment No.:		5,798.00

Payment No: 036356

Payment Date	Vendor Name	Voucher No.	Invoice No.	Description	Fund Code	Amount Paid
2026-04-02	ADVANCED CHEMICAL TRANSPORT	00594697	1321705	2511 HAZ WASTE REMOVAL 11/26	Electric Utility-Ops General	1,159.20
2026-04-02	ADVANCED CHEMICAL TRANSPORT	00594697	1321705	2512 HAZ WASTE REMOVAL 12/17	Electric Utility-Ops General	1,159.20
2026-04-02	ADVANCED CHEMICAL TRANSPORT	00594697	1321705	2512 HAZ WASTE REMOVAL 12/23	Electric Utility-Ops General	1,159.20
2026-04-02	ADVANCED CHEMICAL TRANSPORT	00594696	662058	2509 HAZ WASTE REMOVAL 9/24	Electric Utility-Ops General	1,159.20

Payment Date	Vendor Name	Voucher No.	Invoice No.	Description	Fund Code	Amount Paid
2026-04-02	ADVANCED CHEMICAL TRANSPORT	00594863	1349530	DEDICATED ON-SITE PERSONNEL -	Electric Utility-Ops General	1,159.20
				Total for Payment No.:		5,796.00

Payment No: 732703

Payment Date	Vendor Name	Voucher No.	Invoice No.	Description	Fund Code	Amount Paid
2026-03-20	SUPER BROTHERS PLUMBING HEATING AND AIR	00593473	2947	WTR HTR REBATE; ACT 52189-07	Electric Utility-Ops Restrictd	5,467.20
				Total for Payment No.:		5,467.20

Payment No: 036308

Payment Date	Vendor Name	Voucher No.	Invoice No.	Description	Fund Code	Amount Paid
2026-03-27	HILL BROTHERS CHEMICAL CO	00594251	INV13149302	2602 AQUA AMMONIA 19% BULK	Electric Utility-Ops General	5,416.54
2026-03-27	HILL BROTHERS CHEMICAL CO	00594251	INV13149302	2602 SUPERFUND EXCISE FEE	Electric Utility-Ops General	17.47
				Total for Payment No.:		5,434.01

Payment No: 000009

Payment Date	Vendor Name	Voucher No.	Invoice No.	Description	Fund Code	Amount Paid
2026-03-20	CINTAS CORP #630	00594560	4256527342	LAUNDRY SERVICES FOR SVP UNIFO	Electric Utility-Ops General	50.46
2026-03-20	CINTAS CORP #630	00594561	4257244077	LAUNDRY SERVICES FOR SVP UNIFO	Electric Utility-Ops General	50.46
2026-03-20	CINTAS CORP #630	00594572	4261269024	LAUNDRY SERVICES FOR SVP UNIFO	Electric Utility-Ops General	687.36
2026-03-20	CINTAS CORP #630	00594577	4260968414	LAUNDRY SERVICES FOR SVP UNIFO	Electric Utility-Ops General	1,153.88
2026-03-20	CINTAS CORP #630	00594564	4259502765	LAUNDRY SERVICES FOR SVP UNIFO	Electric Utility-Ops General	50.46
2026-03-20	CINTAS CORP #630	00594565	4260217831	LAUNDRY SERVICES FOR SVP UNIFO	Electric Utility-Ops General	177.04

Payment Date	Vendor Name	Voucher No.	Invoice No.	Description	Fund Code	Amount Paid
2026-03-20	CINTAS CORP #630	00594566	4260217941	LAUNDRY SERVICES FOR SVP UNIFO	Electric Utility-Ops General	50.46
2026-03-20	CINTAS CORP #630	00594562	4258012610	LAUNDRY SERVICES FOR SVP UNIFO	Electric Utility-Ops General	50.46
2026-03-20	CINTAS CORP #630	00594563	4258727795	LAUNDRY SERVICES FOR SVP UNIFO	Electric Utility-Ops General	50.46
2026-03-20	CINTAS CORP #630	00594568	4260499977	LAUNDRY SERVICES FOR SVP UNIFO	Electric Utility-Ops General	687.36
2026-03-20	CINTAS CORP #630	00594569	4260968074	LAUNDRY SERVICES FOR SVP UNIFO	Electric Utility-Ops General	50.46
2026-03-20	CINTAS CORP #630	00594567	4260218298	LAUNDRY SERVICES FOR SVP UNIFO	Electric Utility-Ops General	411.20
2026-03-20	CINTAS CORP #630	00594570	4260968101	LAUNDRY SERVICES FOR SVP UNIFO	Electric Utility-Ops General	397.34
2026-03-20	CINTAS CORP #630	00594571	4260968254	LAUNDRY SERVICES FOR SVP UNIFO	Electric Utility-Ops General	411.20
				Total for Payment No.:		4,278.60

Payment No: 036296

Payment Date	Vendor Name	Voucher No.	Invoice No.	Description	Fund Code	Amount Paid
2026-03-27	DEVELOPMENT GROUP INC	00594788	31520	PARTS AND MATERIALS FOR SECURI	Electric Utility-Construction	2,012.10
2026-03-27	DEVELOPMENT GROUP INC	00594751	31480	PARTS AND MATERIALS FOR SECURI	Electric Utility-Construction	3,197.29
				Total for Payment No.:		5,209.39

Payment No: 732548

Payment Date	Vendor Name	Voucher No.	Invoice No.	Description	Fund Code	Amount Paid
2026-03-13	NINYO & MOORE GEOTECHNICAL	00593784	315653	GEOTECHNICAL OBSERVATION, MATE	Electric Utility-Street Lights	1,072.50
2026-03-13	NINYO & MOORE GEOTECHNICAL	00593786	315654	GEOTECHNICAL OBSERVATION, MATE	Electric Utility-Street Lights	3,845.00
				Total for Payment No.:		4,917.50

Payment No: 036230

Payment Date	Vendor Name	Voucher No.	Invoice No.	Description	Fund Code	Amount Paid
2026-03-20	ICE US OTC COMMODITY MARKETS LLC	00593716	0226000868088	2602 ENERGY BROKER COMMISSION	Electric Utility-Ops General	4,870.00
				Total for Payment No.:		4,870.00

Payment No: 732690

Payment Date	Vendor Name	Voucher No.	Invoice No.	Description	Fund Code	Amount Paid
2026-03-20	SANTA CLARA WEEKLY	00593733	1250312	ADD IN SC WEEKLY FOR NRTWST	Electric Utility-Construction	2,660.00
				Total for Payment No.:		2,660.00

Payment No: 000031

Payment Date	Vendor Name	Voucher No.	Invoice No.	Description	Fund Code	Amount Paid
2026-03-20	THOMSON REUTERS WEST	00594546	853261249	ONLINE LEGAL DATABASE - FEB 26	Electric Utility-Ops General	1,153.25
				Total for Payment No.:		1,153.25

Payment No: 000055

Payment Date	Vendor Name	Voucher No.	Invoice No.	Description	Fund Code	Amount Paid
2026-04-01	CINTAS CORP #630	00595270	4261696724	LAUNDRY SERVICES FOR SVP UNIFO	Electric Utility-Ops General	411.20
2026-04-01	CINTAS CORP #630	00595268	4262507067	LAUNDRY SERVICES FOR SVP UNIFO	Electric Utility-Ops General	199.35
2026-04-01	CINTAS CORP #630	00595272	4261696241	LAUNDRY SERVICES FOR SVP UNIFO	Electric Utility-Ops General	199.35
2026-04-01	CINTAS CORP #630	00595279	4262507532	LAUNDRY SERVICES FOR SVP UNIFO	Electric Utility-Ops General	786.26
2026-04-01	CINTAS CORP #630	00595276	4262354315	LAUNDRY SERVICES FOR SVP UNIFO	Electric Utility-Ops General	251.74
2026-04-01	CINTAS CORP #630	00595277	4262507316	LAUNDRY SERVICES FOR SVP UNIFO	Electric Utility-Ops General	411.20
2026-04-01	CINTAS CORP #630	00595368	4262768120	LAUNDRY SERVICES FOR SVP UNIFO	Electric Utility-Ops General	705.15

Payment Date	Vendor Name	Voucher No.	Invoice No.	Description	Fund Code	Amount Paid
2026-04-01	CINTAS CORP #630	00595365	4262019590	LAUNDRY SERVICES FOR SVP UNIFO	Electric Utility-Ops General	852.04
2026-04-01	CINTAS CORP #630	00595372	5311127702	FIRST AID CABINET SUPPLIES	Electric Utility-Ops General	40.65
2026-04-01	CINTAS CORP #630	00595374	5321535802	FIRST AID CABINET SUPPLIES	Electric Utility-Ops General	8.22
2026-04-01	CINTAS CORP #630	00595375	5321535808	FIRST AID CABINET SUPPLIES	Electric Utility-Ops General	16.43
2026-04-01	CINTAS CORP #630	00595377	5322784109	FIRST AID CABINET SUPPLIES	Electric Utility-Ops General	54.34
				Total for Payment No.:		3,935.93

Payment No: 036338

Payment Date	Vendor Name	Voucher No.	Invoice No.	Description	Fund Code	Amount Paid
2026-03-27	SINGER ASSOCIATES, INC.	00594478	140672	SVP COMMS PLAN & LOYALTON SALE	Electric Utility-Ops General	4,400.00
				Total for Payment No.:		4,400.00

Payment No: 036318

Payment Date	Vendor Name	Voucher No.	Invoice No.	Description	Fund Code	Amount Paid
2026-03-27	MANUFACTURERS EDGE, INC	00594827	SIN224730	PN# WE2034H - GOULDS PUMP MODE	Electric Utility-Ops General	4,012.31
2026-03-27	MANUFACTURERS EDGE, INC	00594827	SIN224730	SHIPPING	Electric Utility-Ops General	342.03
				Total for Payment No.:		4,354.34

Payment No: 732960

Payment Date	Vendor Name	Voucher No.	Invoice No.	Description	Fund Code	Amount Paid
2026-04-02	PG&E	00594706	6960110313-3 MAR2026	2602 GAS TRANSPORT GIA	Electric Utility-Ops General	4,298.28
				Total for Payment No.:		4,298.28

Payment No: 036392

Payment Date	Vendor Name	Voucher No.	Invoice No.	Description	Fund Code	Amount Paid
2026-04-02	MITSUBISHI POWER AMERICAS, INC	00595349	80028189	PN: T411065-01 NUT VALVE M30X3	Electric Utility-Ops General	4,197.03
				Total for Payment No.:		4,197.03

Payment No: 732990

Payment Date	Vendor Name	Voucher No.	Invoice No.	Description	Fund Code	Amount Paid
2026-04-02	GLOBAL RENTAL CO	00594414	30979316	2603 2020 FRGHTLINER M2-106	Electric Utility-Ops General	4,146.75
				Total for Payment No.:		4,146.75

Payment No: 036147

Payment Date	Vendor Name	Voucher No.	Invoice No.	Description	Fund Code	Amount Paid
2026-03-13	KOFFLER	00594108	0109364-IN	PN# 2196S2X3-6DI-SS SUMMIT 219	Electric Utility-Ops General	3,619.67
2026-03-13	KOFFLER	00594108	0109364-IN	INCOMING FREIGHT CHARGES	Electric Utility-Ops General	429.30
				Total for Payment No.:		4,048.97

Payment No: 732693

Payment Date	Vendor Name	Voucher No.	Invoice No.	Description	Fund Code	Amount Paid
2026-03-20	SEL ENGINEERING SERVICES INC.	00594588	77525	LABOR FOR IN OFFICE SERVICES	Electric Utility-Construction	3,673.75
				Total for Payment No.:		3,673.75

Payment No: 732998

Payment Date	Vendor Name	Voucher No.	Invoice No.	Description	Fund Code	Amount Paid
2026-04-02	KONE INC	00594717	871955491	SVP DUANE	Electric Utility-Ops General	130.79
				Total for Payment No.:		130.79

Payment No: 732835

Payment Date	Vendor Name	Voucher No.	Invoice No.	Description	Fund Code	Amount Paid
2026-03-27	PACIFIC GAS & ELECTRIC NON-ENERGY	00594001	0008494415-6	2602 GRIZZ PROJ 15% COO	Electric Utility-Ops General	3,619.94
				Total for Payment No.:		3,619.94

Payment No: 036276

Payment Date	Vendor Name	Voucher No.	Invoice No.	Description	Fund Code	Amount Paid
2026-03-27	AIRGAS USA, LLC	00594250	9169978351	2603 FUEL CHARGE FLAT	Electric Utility-Ops General	14.51
2026-03-27	AIRGAS USA, LLC	00594250	9169978351	2603 AIRGAS HAZMAT CHARGE	Electric Utility-Ops General	24.55
2026-03-27	AIRGAS USA, LLC	00594250	9169978351	2603 DELIVERY FLAT FEE	Electric Utility-Ops General	122.80
2026-03-27	AIRGAS USA, LLC	00594249	9169978333	2603 EP 5.5 PPM CM/5.5 PPM NC/	Electric Utility-Ops General	814.01
2026-03-27	AIRGAS USA, LLC	00594249	9169978333	2603 EP 2.5 PPM NC/2.5 PPM CM/	Electric Utility-Ops General	1,597.69
2026-03-27	AIRGAS USA, LLC	00594250	9169978351	2603 ENERGY CHARGE	Electric Utility-Ops General	6.55
2026-03-27	AIRGAS USA, LLC	00594249	9169978333	2603 DELIVERY FLAT FEE	Electric Utility-Ops General	122.80
2026-03-27	AIRGAS USA, LLC	00594249	9169978333	2603 FUEL CHARGE FLAT	Electric Utility-Ops General	14.51
2026-03-27	AIRGAS USA, LLC	00594249	9169978333	2603 AIRGAS HAZMAT CHARGE	Electric Utility-Ops General	19.95
2026-03-27	AIRGAS USA, LLC	00594250	9169978351	2603 NITROGEN IND LIQ 230LT	Electric Utility-Ops General	222.58
2026-03-27	AIRGAS USA, LLC	00594249	9169978333	2603 ENERGY CHARGE	Electric Utility-Ops General	4.37
				Total for Payment No.:		2,964.32

Payment No: 732510

Payment Date	Vendor Name	Voucher No.	Invoice No.	Description	Fund Code	Amount Paid
2026-03-13	DYSERT ENVIRONMENTAL INC	00594129	19853	STORMWATER PROJECT MANAGER	Electric Utility-Ops General	187.50

Payment Date	Vendor Name	Voucher No.	Invoice No.	Description	Fund Code	Amount Paid
2026-03-13	DYSERT ENVIRONMENTAL INC	00594129	19853	STORMWATER SAMPLE LABORATORY A	Electric Utility-Ops General	2,200.00
2026-03-13	DYSERT ENVIRONMENTAL INC	00594130	19864	DVR STORMWATER & SMR SAMPLING	Electric Utility-Ops General	782.00
2026-03-13	DYSERT ENVIRONMENTAL INC	00594130	19864	GIA STORMWATER & SMR SAMPLING	Electric Utility-Ops General	390.00
				Total for Payment No.:		3,559.50

Payment No: 732608

Payment Date	Vendor Name	Voucher No.	Invoice No.	Description	Fund Code	Amount Paid
2026-03-20	PG&E	00593544	0008475335-9	PG&E FEE @15% OF COO DEC 2025	Electric Utility-Ops General	3,533.38
				Total for Payment No.:		3,533.38

Payment No: 036172

Payment Date	Vendor Name	Voucher No.	Invoice No.	Description	Fund Code	Amount Paid
2026-03-13	STAPLES ADVANTAGE	00594055	7008608391-ELECYARD	OFFICE SUPPLIES	Electric Utility-Ops General	176.01
2026-03-13	STAPLES ADVANTAGE	00594054	7008608391-ELECGEN	OFFICE SUPPLIES	Electric Utility-Ops General	157.58
2026-03-13	STAPLES ADVANTAGE	00594055	7008608391-ELECYARD	OFFICE SUPPLIES	Electric Utility-Ops General	16.75
				Total for Payment No.:		350.34

Payment No: 732554

Payment Date	Vendor Name	Voucher No.	Invoice No.	Description	Fund Code	Amount Paid
2026-03-13	REED & GRAHAM INC	00593949	129119	AS NEEDED AGGREGATE MATERIALS	Electric Utility-Construction	830.47
				Total for Payment No.:		830.47

Payment No: 732552

Payment Date	Vendor Name	Voucher No.	Invoice No.	Description	Fund Code	Amount Paid
2026-03-13	PS INTERNATIONAL	00593627	1543H534339	PN# PPC-28-24-0589-M-SS - POLY	Electric Utility-Ops General	3,300.00
				Total for Payment No.:		3,300.00

Payment No: 732612

Payment Date	Vendor Name	Voucher No.	Invoice No.	Description	Fund Code	Amount Paid
2026-03-20	1100 SPACE PARK LLC	00593416	R23-DCR-0039-5	DATA CNTR RBT 71017-04 RBT	Electric Utility-Ops Restrictd	3,261.52
				Total for Payment No.:		3,261.52

Payment No: 732609

Payment Date	Vendor Name	Voucher No.	Invoice No.	Description	Fund Code	Amount Paid
2026-03-20	PG&E	00593710	0008483169-2	2602 COO NONRULE 2 LES/230K	Electric Utility-Ops General	3,231.16
				Total for Payment No.:		3,231.16

Payment No: 036220

Payment Date	Vendor Name	Voucher No.	Invoice No.	Description	Fund Code	Amount Paid
2026-03-20	EVERGREEN JOB & SAFETY TRAINING, INC	00594581	2165	FEBRUARY 2026 TRAINING - EXCAV	Electric Utility-Ops General	3,200.00
				Total for Payment No.:		3,200.00

Payment No: 036144

Payment Date	Vendor Name	Voucher No.	Invoice No.	Description	Fund Code	Amount Paid
2026-03-13	[redacted]	[redacted]	[redacted]	LEGAL SERVICES	[redacted]	[redacted]
				Total for Payment No.:		3,172.20

Payment No: 036297

Payment Date	Vendor Name	Voucher No.	Invoice No.	Description	Fund Code	Amount Paid
2026-03-27	EAGLE SECURITY SERVICE	00594871	ES5150	DNA FUSION SOFTWARE UPDATE	Electric Utility-Ops	900.00

Payment Date	Vendor Name	Voucher No.	Invoice No.	Description	Fund Code	Amount Paid
				LAB	General	
2026-03-27	EAGLE SECURITY SERVICE	00594871	ES5150	ADDITIONAL FUNDING FOR DNA FUS	Electric Utility-Ops General	2,250.00
				Total for Payment No.:		3,150.00

Payment No: 036155

Payment Date	Vendor Name	Voucher No.	Invoice No.	Description	Fund Code	Amount Paid
2026-03-13	ONESOURCE SUPPLY SOLUTIONS LLC	00593810	S008011664.004	PART NUMBER UTICOM U3514BYEG-H	Electric Utility-Construction	117.33
2026-03-13	ONESOURCE SUPPLY SOLUTIONS LLC	00593778	S008118258.003	PART NUMBER: MACLEAN H290D0021	Electric Utility-Construction	2,486.74
2026-03-13	ONESOURCE SUPPLY SOLUTIONS LLC	00593779	S008118258.001	PART NUMBER: HUBBELL 3514 NUT,	Electric Utility-Construction	51.07
2026-03-13	ONESOURCE SUPPLY SOLUTIONS LLC	00593780	S008118258.002	PART NUMBER: HOMAC AC-1000 CON	Electric Utility-Construction	293.33
2026-03-13	ONESOURCE SUPPLY SOLUTIONS LLC	00593903	S008135187.001	SERVICE CHARGE	Electric Utility-Ops General	58.64
2026-03-13	ONESOURCE SUPPLY SOLUTIONS LLC	00593904	S008166038.001	SERVICE CHARGE	Electric Utility-Ops General	97.42
				Total for Payment No.:		3,104.53

Payment No: 036124

Payment Date	Vendor Name	Voucher No.	Invoice No.	Description	Fund Code	Amount Paid
2026-03-13	CINTAS CORP #630	00594017	4260109845	LAUNDRY SERVICES FOR SVP UNIFO	Electric Utility-Ops General	246.28
2026-03-13	CINTAS CORP #630	00594104	4260218422	LAUNDRY SERVICES FOR SVP UNIFO	Electric Utility-Ops General	956.57
2026-03-13	CINTAS CORP #630	00594016	4259738513	LAUNDRY SERVICES FOR SVP UNIFO	Electric Utility-Ops General	687.36
2026-03-13	CINTAS CORP #630	00594018	4258990453	LAUNDRY SERVICES FOR SVP UNIFO	Electric Utility-Ops General	687.36
				Total for Payment No.:		2,577.57

Payment No: 732521

Payment Date	Vendor Name	Voucher No.	Invoice No.	Description	Fund Code	Amount Paid
2026-03-13	GLOBAL RENTAL CO	00593224	30952094	2603 2019 FORD F550	Electric Utility-Ops General	2,962.74
				Total for Payment No.:		2,962.74

Payment No: 036134

Payment Date	Vendor Name	Voucher No.	Invoice No.	Description	Fund Code	Amount Paid
2026-03-13	GE GRID SOLUTIONS LLC	00593816	7001187103	MISC JMUX MATERIALS FOR KRS SU	Electric Utility-Ops General	2,892.33
2026-03-13	GE GRID SOLUTIONS LLC	00593816	7001187103	FREIGHT	Electric Utility-Ops General	19.58
				Total for Payment No.:		2,911.91

Payment No: 036137

Payment Date	Vendor Name	Voucher No.	Invoice No.	Description	Fund Code	Amount Paid
2026-03-13	GRAINGER	00593228	9803798785	2602 52WT31 BOTTLED WATER,PALL	Electric Utility-Ops General	1,006.81
2026-03-13	GRAINGER	00593230	9814369477	2602 19K976 COATED GLOVES,NYLO	Electric Utility-Ops General	105.28
2026-03-13	GRAINGER	00593229	9815348009	2602 3YU62 DRILL-DRIVEN PUMP K	Electric Utility-Ops General	151.94
2026-03-13	GRAINGER	00593230	9814369477	2602 60WF91 COATED GLOVES,NYLO	Electric Utility-Ops General	125.07
2026-03-13	GRAINGER	00593227	9817813059	2602 23Y323 BOT TOP DSPNSR,5 M	Electric Utility-Ops General	1,426.92
				Total for Payment No.:		2,816.02

Payment No: 036202

Payment Date	Vendor Name	Voucher No.	Invoice No.	Description	Fund Code	Amount Paid
2026-03-20	ASPEN ENVIRONMENTAL GROUP	00594578	3513.006-07	CONSULTANT SERVICES FOR ELECTR	Electric Utility-Ops General	2,808.44
				Total for Payment No.:		2,808.44

Payment No: 036288

Payment Date	Vendor Name	Voucher No.	Invoice No.	Description	Fund Code	Amount Paid
2026-03-27	CARAHSOFT TECHNOLOGY CORP	00594875	INV2202979	SOLARWINDS DAMEWARE REMOTE SUP	Electric Utility-Ops General	1,365.30
2026-03-27	CARAHSOFT TECHNOLOGY CORP	00594875	INV2202979	SOLARWINDS DAMEWARE MINI REMOT	Electric Utility-Ops General	353.97
2026-03-27	CARAHSOFT TECHNOLOGY CORP	00594875	INV2202979	SOLARWINDS KIWI SYSLOP SERVER	Electric Utility-Ops General	964.08
				Total for Payment No.:		2,683.35

Payment No: 732490

Payment Date	Vendor Name	Voucher No.	Invoice No.	Description	Fund Code	Amount Paid
2026-03-13	PG&E	00593156	3847680626-0 JAN2026	2601 ELEC SVC GRIZZLY INTAKE	Electric Utility-Ops General	2,654.42
				Total for Payment No.:		2,654.42

Payment No: 036314

Payment Date	Vendor Name	Voucher No.	Invoice No.	Description	Fund Code	Amount Paid
2026-03-27	KEPT COMPANIES	00594806	X-D187632	ONSITE FLEET VEHICLE WASHING S	Electric Utility-Ops General	989.31
				Total for Payment No.:		989.31

Payment No: 000036

Payment Date	Vendor Name	Voucher No.	Invoice No.	Description	Fund Code	Amount Paid
2026-03-26	CINTAS CORP #630	00594862	4261696606	LAUNDRY SERVICES FOR SVP UNIFO	Electric Utility-Ops General	842.62
2026-03-26	CINTAS CORP #630	00594861	4261561007	LAUNDRY SERVICES FOR SVP UNIFO	Electric Utility-Ops General	359.73
2026-03-26	CINTAS CORP #630	00594860	4260811154	LAUNDRY SERVICES FOR SVP UNIFO	Electric Utility-Ops General	246.28
2026-03-26	CINTAS CORP #630	00594210	9354011791	CREDIT LAUNDRY SERVICES 881	Electric Utility-Ops General	-4.15
2026-03-26	CINTAS CORP #630	00594211	9354011800	CREDIT LAUNDRY SERVICES 881	Electric Utility-Ops General	-4.15

Payment Date	Vendor Name	Voucher No.	Invoice No.	Description	Fund Code	Amount Paid
2026-03-26	CINTAS CORP #630	00594212	9354011780	CREDIT LAUNDRY SERVICES 881	Electric Utility-Ops General	-3.35
2026-03-26	CINTAS CORP #630	00594213	9346010860	CREDIT LAUNDRY SERVICES 881	Electric Utility-Ops General	-1.38
2026-03-26	CINTAS CORP #630	00594214	9339947344	CREDIT LAUNDRY SERVICES DVR	Electric Utility-Ops General	-18.00
2026-03-26	CINTAS CORP #630	00594215	9331608040	CREDIT LAUNDRY SERVICES DVR	Electric Utility-Ops General	-18.00
2026-03-26	CINTAS CORP #630	00594218	9339947358	CREDIT LAUNDRY SERVICES DVR	Electric Utility-Ops General	-11.61
2026-03-26	CINTAS CORP #630	00594219	9354011813	CREDIT LAUNDRY SERVICES 881	Electric Utility-Ops General	-4.15
2026-03-26	CINTAS CORP #630	00594220	9354011826	CREDIT LAUNDRY SERVICES 881	Electric Utility-Ops General	-4.15
2026-03-26	CINTAS CORP #630	00594221	9346010843	CREDIT LAUNDRY SERVICES 881	Electric Utility-Ops General	-1.38
2026-03-26	CINTAS CORP #630	00594216	9339947372	CREDIT LAUNDRY SERVICES 881	Electric Utility-Ops General	-11.61
				Total for Payment No.:		1,366.70

Payment No: 036303

Payment Date	Vendor Name	Voucher No.	Invoice No.	Description	Fund Code	Amount Paid
2026-03-27	GRAINGER-SAN JOSE	00594476	9823508529	WRENCH SET, ALLEN HEXAGON KEY	Electric Utility-Ops General	68.97
2026-03-27	GRAINGER-SAN JOSE	00594476	9823508529	Coated Gloves: LARGE Smooth, W	Electric Utility-Ops General	154.96
2026-03-27	GRAINGER-SAN JOSE	00594476	9823508529	HAMMER, 20 OZ. CUSHION GRIP WI	Electric Utility-Ops General	174.43
2026-03-27	GRAINGER-SAN JOSE	00593890	9738022533	WIRE RETURNED PO#32371	Electric Utility-Ops General	-4,945.46
2026-03-27	GRAINGER-SAN JOSE	00594470	9823213740	EXPANSION ANCHOR 1/2"	Electric Utility-Ops General	244.44
2026-03-27	GRAINGER-SAN JOSE	00594469	9787885145	WOOD HANDLE TAPERED	Electric Utility-Ops General	57.73

Payment Date	Vendor Name	Voucher No.	Invoice No.	Description	Fund Code	Amount Paid
2026-03-27	GRAINGER-SAN JOSE	00594469	9787885145	HEX HEAD LAG CREW	Electric Utility-Ops General	23.52
2026-03-27	GRAINGER-SAN JOSE	00594469	9787885145	EXPANSION ANCHOR 1/2"	Electric Utility-Ops General	61.11
2026-03-27	GRAINGER-SAN JOSE	00594469	9787885145	SHIPPING	Electric Utility-Ops General	30.00
2026-03-27	GRAINGER-SAN JOSE	00594469	9787885145	PUSH BROOM HEAD	Electric Utility-Ops General	180.15
2026-03-27	GRAINGER-SAN JOSE	00594469	9787885145	BROOM BRACE	Electric Utility-Ops General	76.17
2026-03-27	GRAINGER-SAN JOSE	00594476	9823508529	HEX HEAD LAG SCREW 1/2"	Electric Utility-Ops General	94.07
2026-03-27	GRAINGER-SAN JOSE	00594476	9823508529	GLOVE, WORKMAN TYPE LARGE MECH	Electric Utility-Ops General	335.56
2026-03-27	GRAINGER-SAN JOSE	00594476	9823508529	GLASSES, CLEAR LENS, BLACK FRA	Electric Utility-Ops General	128.55
2026-03-27	GRAINGER-SAN JOSE	00594476	9823508529	PLIERS, 8IN DIAGONAL CUTTING K	Electric Utility-Ops General	475.37
2026-03-27	GRAINGER-SAN JOSE	00594476	9823508529	BOOTS, PVC KNEE STYLE, WITH ST	Electric Utility-Ops General	57.42
				Total for Payment No.:		-2,783.01

Payment No: 732902

Payment Date	Vendor Name	Voucher No.	Invoice No.	Description	Fund Code	Amount Paid
2026-03-27	MESA ENERGY SYSTEMS, INC.	00594735	940031893	DVR CHILLER A LEVEL SENSOR CAL	Electric Utility-Ops General	2,355.00
				Total for Payment No.:		2,355.00

Payment No: 036232

Payment Date	Vendor Name	Voucher No.	Invoice No.	Description	Fund Code	Amount Paid
2026-03-20	INDUSTRIAL SCIENTIFIC CORP	00594509	2899786	INET EQUIPMENT RENTAL	Electric Utility-Ops General	817.51
				Total for Payment No.:		817.51

Payment No: 732493

Payment Date	Vendor Name	Voucher No.	Invoice No.	Description	Fund Code	Amount Paid
2026-03-13	PG&E	00593159	9644211793-1 JAN2026	2601 ELEC SVC GRIZZ PWRHOUSE	Electric Utility-Ops General	2,307.05
				Total for Payment No.:		2,307.05

Payment No: 036196

Payment Date	Vendor Name	Voucher No.	Invoice No.	Description	Fund Code	Amount Paid
2026-03-20	AIRGAS USA, LLC	00593725	5523271418	2602 RENT LIQ IND LG NITRO	Electric Utility-Ops General	69.44
2026-03-20	AIRGAS USA, LLC	00593725	5523271418	2602 HAZMAT	Electric Utility-Ops General	26.88
2026-03-20	AIRGAS USA, LLC	00593726	5523271419	2602 RENT CYL IND LG ACETYLENE	Electric Utility-Ops General	59.92
2026-03-20	AIRGAS USA, LLC	00593726	5523271419	2602 RENT CYL IND LG OXYGEN	Electric Utility-Ops General	51.24
2026-03-20	AIRGAS USA, LLC	00593726	5523271419	2602 RENT CYL IND SM ACETYLENE	Electric Utility-Ops General	119.84
2026-03-20	AIRGAS USA, LLC	00593726	5523271419	2602 RENT CYL IND SM OXYGEN	Electric Utility-Ops General	94.08
2026-03-20	AIRGAS USA, LLC	00593726	5523271419	2602 RENT CYL ALM LG EPA MIX	Electric Utility-Ops General	1,762.90
2026-03-20	AIRGAS USA, LLC	00593726	5523271419	2602 RENT CYL SPEC LG OTHER	Electric Utility-Ops General	94.36
2026-03-20	AIRGAS USA, LLC	00593726	5523271419	2602 HAZMAT	Electric Utility-Ops General	26.88
				Total for Payment No.:		2,305.54

Payment No: 732873

Payment Date	Vendor Name	Voucher No.	Invoice No.	Description	Fund Code	Amount Paid
2026-03-27	DATAVOICE INTERNATIONAL, INC.	00593943	DVIMN0001867	202603 TEXTING DVI MARCH 2026	Electric Utility-Ops General	1,144.00
2026-03-27	DATAVOICE INTERNATIONAL, INC.	00593965	DVIMN0001824	202601 TEXTING DVI JAN2026	Electric Utility-Ops General	1,144.00
				Total for Payment No.:		2,288.00

Payment No: 036340

Payment Date	Vendor Name	Voucher No.	Invoice No.	Description	Fund Code	Amount Paid
2026-03-27	STAPLES ADVANTAGE	00594899	7008791950-ELECGEN	OFFICE SUPPLIES	Electric Utility-Ops General	196.77
2026-03-27	STAPLES ADVANTAGE	00594900	7008791950-ELECRES	OFFICE SUPPLIES	Electric Utility-Ops General	665.72
				Total for Payment No.:		862.49

Payment No: 036387

Payment Date	Vendor Name	Voucher No.	Invoice No.	Description	Fund Code	Amount Paid
2026-04-02	INTELLIGENT TECHNOLOGIES & SVC	00595222	101920	COMM AND SYSTEMS TECH	Electric Utility-Ops General	1,952.00
2026-04-02	INTELLIGENT TECHNOLOGIES & SVC	00595222	101920	TRUCK CHARGE	Electric Utility-Ops General	105.00
				Total for Payment No.:		2,057.00

Payment No: 732921

Payment Date	Vendor Name	Voucher No.	Invoice No.	Description	Fund Code	Amount Paid
2026-03-27	SANDY TAN	00594241	2016	EV CHRGR RBT ACT 55287-04	Electric Utility-Ops Restrictd	2,050.00
				Total for Payment No.:		2,050.00

Payment No: 732679

Payment Date	Vendor Name	Voucher No.	Invoice No.	Description	Fund Code	Amount Paid
2026-03-20	PANKAI AGRAWAL	00593466	2912	EV CHRGR RBT ACT 65889-07	Electric Utility-Ops Restrictd	2,050.00
				Total for Payment No.:		2,050.00

Payment No: 732645

Payment Date	Vendor Name	Voucher No.	Invoice No.	Description	Fund Code	Amount Paid
2026-03-20	FEN ZHANG	00593464	3250	EV CHRGR RBT; ACT 56596-10	Electric Utility-Ops Restrictd	2,050.00

Payment Date	Vendor Name	Voucher No.	Invoice No.	Description	Fund Code	Amount Paid
				Total for Payment No.:		2,050.00

Payment No: 732644

Payment Date	Vendor Name	Voucher No.	Invoice No.	Description	Fund Code	Amount Paid
2026-03-20	FELIX LI	00593462	3032	EV CHRGR RBT; ACT 28511-05	Electric Utility-Ops Restrictd	2,050.00
				Total for Payment No.:		2,050.00

Payment No: 732633

Payment Date	Vendor Name	Voucher No.	Invoice No.	Description	Fund Code	Amount Paid
2026-03-20	DANIEL LEE	00593461	3276	EV CHRGR RBTE ACT 36957-04	Electric Utility-Ops Restrictd	2,050.00
				Total for Payment No.:		2,050.00

Payment No: 036331

Payment Date	Vendor Name	Voucher No.	Invoice No.	Description	Fund Code	Amount Paid
2026-03-27	POWER MARKET CONSULTING INC	00594237	906	2602 OASISLIVE SUPPORT	Electric Utility-Ops General	2,035.50
				Total for Payment No.:		2,035.50

Payment No: 732928

Payment Date	Vendor Name	Voucher No.	Invoice No.	Description	Fund Code	Amount Paid
2026-03-27	TAO HONG	00593845	4580063	BATT STOR RBT ACT 42475-02	Electric Utility-Ops Restrictd	2,025.00
				Total for Payment No.:		2,025.00

Payment No: 732979

Payment Date	Vendor Name	Voucher No.	Invoice No.	Description	Fund Code	Amount Paid
2026-04-02	CONSORTIUM FOR ENERGY EFFICIENCY, INC.	00594709	ICH2026-26	2026 INTER CEE HOME COMP SPONS	Electric Utility-Ops Restrictd	2,000.00
				Total for Payment No.:		2,000.00

Payment No: 732494

Payment Date	Vendor Name	Voucher No.	Invoice No.	Description	Fund Code	Amount Paid
2026-03-13	PG&E	00593223	3847680626-0 FEB2026	2602 ELEC SVC GRIZZLY INTAKE	Electric Utility-Ops General	1,882.67
				Total for Payment No.:		1,882.67

Payment No: 732877

Payment Date	Vendor Name	Voucher No.	Invoice No.	Description	Fund Code	Amount Paid
2026-03-27	FEDEX FREIGHT INC	00594275	889107353360	2602 FREIGHT CHARGES	Electric Utility-Ops General	1,850.14
				Total for Payment No.:		1,850.14

Payment No: 732533

Payment Date	Vendor Name	Voucher No.	Invoice No.	Description	Fund Code	Amount Paid
2026-03-13	[redacted]	[redacted]	[redacted]	LEGAL SERVCES - CHANGE ORDER #	[redacted]	[redacted]
2026-03-13	[redacted]	[redacted]	[redacted]	LEGAL SERVICES - ADDITIONAL FU	[redacted]	[redacted]
				Total for Payment No.:		710.00

Payment No: W26202

Payment Date	Vendor Name	Voucher No.	Invoice No.	Description	Fund Code	Amount Paid
2026-03-19	PACIFIC GAS & ELECTRIC CO	00594426	8491827	2511 GRIZZLY SUPPLMNTL ENERGY	Electric Utility-Ops General	1,758.83
				Total for Payment No.:		1,758.83

Payment No: 732413

Payment Date	Vendor Name	Voucher No.	Invoice No.	Description	Fund Code	Amount Paid
2026-03-13	ALEX PRICE	00593813	32132DEC2025	SLAY THE PE / MECH PE TFS TEST	Electric Utility-Ops General	1,750.00
				Total for Payment No.:		1,750.00

Payment No: 732629

Payment Date	Vendor Name	Voucher No.	Invoice No.	Description	Fund Code	Amount Paid
2026-03-20	CRESCO EQUIPMENT RENTALS	00594405	6542671-0001	SUBSTATION EQUIPMENT RENTALS	Electric Utility-Ops General	1,684.89
				Total for Payment No.:		1,684.89

Payment No: 732912

Payment Date	Vendor Name	Voucher No.	Invoice No.	Description	Fund Code	Amount Paid
2026-03-27	PERFORMANCE MECHANICAL, INC	00594791	250364-02	MATERIALS	Electric Utility-Ops General	1,498.64
2026-03-27	PERFORMANCE MECHANICAL, INC	00594791	250364-02	MARKUP	Electric Utility-Ops General	149.87
				Total for Payment No.:		1,648.51

Payment No: 732672

Payment Date	Vendor Name	Voucher No.	Invoice No.	Description	Fund Code	Amount Paid
2026-03-20	MOHAMMED AHMED ELMI	00593755	4643098	PRE-OWNEED EV RBT ACT 5770306	Electric Utility-Ops Restrictd	1,500.00
				Total for Payment No.:		1,500.00

Payment No: 732840

Payment Date	Vendor Name	Voucher No.	Invoice No.	Description	Fund Code	Amount Paid
2026-03-27	PG&E	00594031	9644211793-1 FEB2026	2602 ELEC SVC GRIZZ PWRHOUSE	Electric Utility-Ops General	1,479.01
				Total for Payment No.:		1,479.01

Payment No: 036241

Payment Date	Vendor Name	Voucher No.	Invoice No.	Description	Fund Code	Amount Paid
2026-03-20	MITSUBISHI POWER AMERICAS, INC	00594510	80027989	PN: MSA3-178-250-816-3 HEX SOC	Electric Utility-Ops General	1,345.81
2026-03-20	MITSUBISHI POWER AMERICAS, INC	00594510	80027989	PN: MSA3-178-250-820-3 HEX SO	Electric Utility-Ops General	77.13
				Total for Payment No.:		1,422.94

Payment No: 036161

Payment Date	Vendor Name	Voucher No.	Invoice No.	Description	Fund Code	Amount Paid
2026-03-13	QTS TRS CMBS, LLC	00593225	269916	2603 RACK: 2 POST	Electric Utility-Ops General	166.40
2026-03-13	QTS TRS CMBS, LLC	00593225	269916	2603 CARRIER:CONDUIT INNERDUCT	Electric Utility-Ops General	1,112.80
				Total for Payment No.:		1,279.20

Payment No: 732643

Payment Date	Vendor Name	Voucher No.	Invoice No.	Description	Fund Code	Amount Paid
2026-03-20	FEDEX FREIGHT INC	00593540	888095900049	FREIGHT	Electric Utility-Ops General	1,277.68
				Total for Payment No.:		1,277.68

Payment No: 036255

Payment Date	Vendor Name	Voucher No.	Invoice No.	Description	Fund Code	Amount Paid
2026-03-20	RADD NETWORK SOLUTIONS INC	00593738	8489	15-4521-2535.0350W 24F PRE-TER	Electric Utility-Construction	403.22
2026-03-20	RADD NETWORK SOLUTIONS INC	00593738	8489	15-4521.2535.0050W 24F PRE-TER	Electric Utility-Construction	636.95
2026-03-20	RADD NETWORK SOLUTIONS INC	00593738	8489	15-4521-2535.0150W 12 PRE-TERM	Electric Utility-Construction	153.20
				Total for Payment No.:		1,193.37

Payment No: 036302

Payment Date	Vendor Name	Voucher No.	Invoice No.	Description	Fund Code	Amount Paid
2026-03-27	GRAINGER	00594032	9830267788	2603 24M977 HARD HAT,TYPE 2, C	Electric Utility-Ops General	1,133.48
2026-03-27	GRAINGER	00594032	9830267788	2603 19K974 COATED GLOVES,NYLO	Electric Utility-Ops General	35.09
				Total for Payment No.:		1,168.57

Payment No: 732933

Payment Date	Vendor Name	Voucher No.	Invoice No.	Description	Fund Code	Amount Paid
2026-03-27	UNITED RENTALS (NORTH AMERICA) INC	00594824	249252542-001	HAND SANITIZER STAND	Electric Utility-Ops General	212.54
2026-03-27	UNITED RENTALS (NORTH AMERICA) INC	00594824	249252542-001	STANDARD PORTABLE RESTROOM	Electric Utility-Ops General	122.83
2026-03-27	UNITED RENTALS (NORTH AMERICA) INC	00594824	249252542-001	SERVICE - RESTROOM 1X WEEKLY	Electric Utility-Ops General	607.80
2026-03-27	UNITED RENTALS (NORTH AMERICA) INC	00594824	249252542-001	CA PERSONAL PROP TAX REIMB CHA	Electric Utility-Ops General	2.52
2026-03-27	UNITED RENTALS (NORTH AMERICA) INC	00594824	249252542-001	ENVIRONMENTAL SERVICE CHARGE	Electric Utility-Ops General	2.46
2026-03-27	UNITED RENTALS (NORTH AMERICA) INC	00594824	249252542-001	DELIVERY CHARGE	Electric Utility-Ops General	65.48
2026-03-27	UNITED RENTALS (NORTH AMERICA) INC	00594824	249252542-001	PICKUP CHARGE	Electric Utility-Ops General	60.00
2026-03-27	UNITED RENTALS (NORTH AMERICA) INC	00594824	249252542-001	SERVICE - HAND SANITIZER 1X WE	Electric Utility-Ops General	61.42
				Total for Payment No.:		1,135.05

Payment No: 036225

Payment Date	Vendor Name	Voucher No.	Invoice No.	Description	Fund Code	Amount Paid
2026-03-20	GMES LLC	00594465	7792301	GLOVE, LINEMAN WORK TYPE, SIZE	Electric Utility-Ops General	589.28
2026-03-20	GMES LLC	00594465	7792301	GLOVE, LINEMAN WORK TYPE, SIZE	Electric Utility-Ops General	515.62
				Total for Payment No.:		1,104.90

Payment No: 732709

Payment Date	Vendor Name	Voucher No.	Invoice No.	Description	Fund Code	Amount Paid
2026-03-20	TRAMY VO	00593465	3234	EV CHRGR RBT; ACT 84053-11	Electric Utility-Ops Restrictd	1,100.00
				Total for Payment No.:		1,100.00

Payment No: 732881

Payment Date	Vendor Name	Voucher No.	Invoice No.	Description	Fund Code	Amount Paid
2026-03-27	GENERAL PACIFIC INC	00595038	1529656	CONNECTOR, SERVICE DROP, INSUL	Electric Utility-Ops General	1,093.43
				Total for Payment No.:		1,093.43

Payment No: 036162

Payment Date	Vendor Name	Voucher No.	Invoice No.	Description	Fund Code	Amount Paid
2026-03-13	RADD NETWORK SOLUTIONS INC	00592418	8383	35-13020.Q - 24F LC DUPLEX ADA	Electric Utility-Construction	875.73
2026-03-13	RADD NETWORK SOLUTIONS INC	00592418	8383	35-13021.Q - 12F LC DUPLEX ADA	Electric Utility-Construction	156.28
				Total for Payment No.:		1,032.01

Payment No: 732434

Payment Date	Vendor Name	Voucher No.	Invoice No.	Description	Fund Code	Amount Paid
2026-03-13	LEONARD MONTILLA	00593967	42260JAN2026	REIMB HYUNDAI TRSFR INSPEC #3	Electric Utility-Construction	325.42
2026-03-13	LEONARD MONTILLA	00593967	42260JAN2026	REIMB HYUNDAI TRSFR INSPEC #3	Electric Utility-Construction	325.41
2026-03-13	LEONARD MONTILLA	00593967	42260JAN2026	REIMB HYUNDAI TRSFR INSPEC #3	Electric Utility-Construction	325.41
				Total for Payment No.:		976.24

Payment No: 732846

Payment Date	Vendor Name	Voucher No.	Invoice No.	Description	Fund Code	Amount Paid
2026-03-27	PG&E	00594274	3345487577-5 FEB2026	2602 ELEC SVC STONY CRK SYS	Electric Utility-Ops General	356.12
2026-03-27	PG&E	00594274	3345487577-5 FEB2026	2602 ELEC SVC STONY CRK SYS	Electric Utility-Ops General	134.91
2026-03-27	PG&E	00594274	3345487577-5 FEB2026	2602 ELEC SVC STONY CRK SYS	Electric Utility-Ops General	82.94
2026-03-27	PG&E	00594274	3345487577-5 FEB2026	2602 ELEC SVC STONY CRK SYS	Electric Utility-Ops General	356.12

Payment Date	Vendor Name	Voucher No.	Invoice No.	Description	Fund Code	Amount Paid
				Total for Payment No.:		930.09

Payment No: 036106

Payment Date	Vendor Name	Voucher No.	Invoice No.	Description	Fund Code	Amount Paid
2026-03-13	AIRGAS USA, LLC	00593232	9169535357	2602 EP 90PPM CM/90PPM NC/NI	Electric Utility-Ops General	765.42
2026-03-13	AIRGAS USA, LLC	00593232	9169535357	2602 ENERGY CHARGE	Electric Utility-Ops General	2.18
2026-03-13	AIRGAS USA, LLC	00593232	9169535357	2602 DELIVERY FLAT FEE	Electric Utility-Ops General	122.80
2026-03-13	AIRGAS USA, LLC	00593232	9169535357	2602 FUEL CHARGE FLAT	Electric Utility-Ops General	14.19
2026-03-13	AIRGAS USA, LLC	00593232	9169535357	2602 AIRGAS HAZMAT CHARGE	Electric Utility-Ops General	24.55
				Total for Payment No.:		929.14

Payment No: 036262

Payment Date	Vendor Name	Voucher No.	Invoice No.	Description	Fund Code	Amount Paid
2026-03-20	UNIQUE SCAFFOLD	00594517	RI-12508	CHANGE ORDER 2: EXTENDED RENTA	Electric Utility-Ops General	461.28
2026-03-20	UNIQUE SCAFFOLD	00594518	RI-12561	CHANGE ORDER 2: EXTENDED RENTA	Electric Utility-Ops General	461.28
				Total for Payment No.:		922.56

Payment No: 732517

Payment Date	Vendor Name	Voucher No.	Invoice No.	Description	Fund Code	Amount Paid
2026-03-13	FEDEX FREIGHT INC	00593243	5149279192	2601 FREIGHT CHARGES	Electric Utility-Ops General	854.79
				Total for Payment No.:		854.79

Payment No: 732985

Payment Date	Vendor Name	Voucher No.	Invoice No.	Description	Fund Code	Amount Paid
2026-04-02	DYSERT ENVIRONMENTAL INC	00595430	19699	DVR STORMWATER & SMR SAMPLING	Electric Utility-Ops General	823.00
				Total for Payment No.:		823.00

Payment No: 732586

Payment Date	Vendor Name	Voucher No.	Invoice No.	Description	Fund Code	Amount Paid
2026-03-20	JUAN SANDOVAL	00594528	42507MAR2026	DISTRIBUTECH TRAVEL REIMBURSEM	Electric Utility-Ops General	774.41
				Total for Payment No.:		774.41

Payment No: 000056

Payment Date	Vendor Name	Voucher No.	Invoice No.	Description	Fund Code	Amount Paid
2026-04-01	CINTAS FIRE PROTECTION #F44	00595371	0F44867959	3729 - 2339 GIANERA	Electric Utility-Ops General	454.28
2026-04-01	CINTAS FIRE PROTECTION #F44	00595371	0F44867959	3729 - 2339 GIANERA	Electric Utility-Ops General	262.40
				Total for Payment No.:		716.68

Payment No: 036294

Payment Date	Vendor Name	Voucher No.	Invoice No.	Description	Fund Code	Amount Paid
2026-03-27	DATABANK HOLDINGS LTD	00594037	344086	2603 5101 LAFAYETTE ST	Electric Utility-Ops General	711.41
				Total for Payment No.:		711.41

Payment No: 732580

Payment Date	Vendor Name	Voucher No.	Invoice No.	Description	Fund Code	Amount Paid
2026-03-20	CHRIS KARWICK	00594323	30039FEB2026	NCPA SACRAMENTO TRAVEL REIMBUR	Electric Utility-Ops General	195.43
2026-03-20	CHRIS KARWICK	00594331	30039FEB2026A	CMUA SACRAMENTO TRAVEL	Electric Utility-Ops General	249.91
2026-03-20	CHRIS KARWICK	00594333	30039FEB2026B	CAISO FOLSOM TRAVEL	Electric Utility-Ops General	253.68

Payment Date	Vendor Name	Voucher No.	Invoice No.	Description	Fund Code	Amount Paid
				Total for Payment No.:		699.02

Payment No: 732500

Payment Date	Vendor Name	Voucher No.	Invoice No.	Description	Fund Code	Amount Paid
2026-03-13	BAY AREA AIR QUALITY	00593233	T195640	DVR PERMIT TEMP TURBINE S1	Electric Utility-Ops General	669.00
				Total for Payment No.:		669.00

Payment No: 732447

Payment Date	Vendor Name	Voucher No.	Invoice No.	Description	Fund Code	Amount Paid
2026-03-13	TAHSIN BACCIOGLU	00593969	42761FEB2026	REIMB FOR 498 ENGINE FAT	Electric Utility-Ops General	481.48
2026-03-13	TAHSIN BACCIOGLU	00593970	42761FEB2026A	REIMB FOR PROENERGY USER CONF	Electric Utility-Ops General	179.67
				Total for Payment No.:		661.15

Payment No: 733029

Payment Date	Vendor Name	Voucher No.	Invoice No.	Description	Fund Code	Amount Paid
2026-04-02	STEVENS CREEK XPRESS CAR WASH	00594324	27-639	Detail V#3284	Electric Utility-Ops General	300.00
				Total for Payment No.:		300.00

Payment No: 732837

Payment Date	Vendor Name	Voucher No.	Invoice No.	Description	Fund Code	Amount Paid
2026-03-27	PG&E	00593989	1543429391-4 FEB2026	2602 ELEC SVC STONY GORGE	Electric Utility-Ops General	566.11
				Total for Payment No.:		566.11

Payment No: 732429

Payment Date	Vendor Name	Voucher No.	Invoice No.	Description	Fund Code	Amount Paid
2026-03-13	JAFAR MOHAMMADI	00594173	42362FEB2026	DISTRIBUTECH 2026 REIMB	Electric Utility-Ops	546.21

Payment Date	Vendor Name	Voucher No.	Invoice No.	Description	Fund Code	Amount Paid
					General	
				Total for Payment No.:		546.21

Payment No: 036111

Payment Date	Vendor Name	Voucher No.	Invoice No.	Description	Fund Code	Amount Paid
2026-03-13	AZCO SUPPLY, INC.	00593978	510890	MOULDING, PVC, 3IN X 10FT-0IN,	Electric Utility-Ops General	536.90
				Total for Payment No.:		536.90

Payment No: 732489

Payment Date	Vendor Name	Voucher No.	Invoice No.	Description	Fund Code	Amount Paid
2026-03-13	PG&E	00593155	1543429391-4 JAN2026	2601 ELEC SVC STONY GORGE	Electric Utility-Ops General	521.36
				Total for Payment No.:		521.36

Payment No: 036226

Payment Date	Vendor Name	Voucher No.	Invoice No.	Description	Fund Code	Amount Paid
2026-03-20	GRAINGER	00593719	9823731709	2602 5ZW32 RECLOSABLE BAG, 5 I	Electric Utility-Ops General	3.35
2026-03-20	GRAINGER	00593719	9823731709	2602 19K975 COATED GLOVES,NYLO	Electric Utility-Ops General	35.09
2026-03-20	GRAINGER	00593720	9825261929	2602 43Y106 CALIBRATION GAS,29	Electric Utility-Ops General	396.96
2026-03-20	GRAINGER	00593720	9825261929	SHIPPING	Electric Utility-Ops General	55.00
2026-03-20	GRAINGER	00593719	9823731709	2602 3RUW6 BACK SUPPORT W/FOAM	Electric Utility-Ops General	11.84
				Total for Payment No.:		502.24

Payment No: 732625

Payment Date	Vendor Name	Voucher No.	Invoice No.	Description	Fund Code	Amount Paid
2026-03-20	CENTRALCOLO LLC	00593724	044806	2604 COLOCATION BASE RENT	Electric Utility-Ops General	500.00
				Total for Payment No.:		500.00

Payment No: 732452

Payment Date	Vendor Name	Voucher No.	Invoice No.	Description	Fund Code	Amount Paid
2026-03-13	XAVIER ROGERS	00594181	41892FEB2026	DISTRIBUTECH 2026 REIMB	Electric Utility-Ops General	472.03
				Total for Payment No.:		472.03

Payment No: 036268

Payment Date	Vendor Name	Voucher No.	Invoice No.	Description	Fund Code	Amount Paid
2026-03-20	VANTAGE DATA CENTERS 6, LLC	00593721	010832	2604 CARRIER ACCESS 2897 NW	Electric Utility-Ops General	450.20
				Total for Payment No.:		450.20

Payment No: 732491

Payment Date	Vendor Name	Voucher No.	Invoice No.	Description	Fund Code	Amount Paid
2026-03-13	PG&E	00593157	3889347290-2 JAN2026	2601 ELEC SVC GRIZ MICROWAVE	Electric Utility-Ops General	434.70
				Total for Payment No.:		434.70

Payment No: 036269

Payment Date	Vendor Name	Voucher No.	Invoice No.	Description	Fund Code	Amount Paid
2026-03-20	VANTAGE DATA CENTERS 7, LLC	00593722	010836	2604 MMR (MODULE1)	Electric Utility-Ops General	424.36
				Total for Payment No.:		424.36

Payment No: 036346

Payment Date	Vendor Name	Voucher No.	Invoice No.	Description	Fund Code	Amount Paid
2026-03-27	UNIQUE SCAFFOLD	00594829	RI-12949	CHANGE ORDER 2: EXTENDED	Electric Utility-Ops	416.64

Payment Date	Vendor Name	Voucher No.	Invoice No.	Description	Fund Code	Amount Paid
				RENTA	General	
				Total for Payment No.:		416.64

Payment No: 732991

Payment Date	Vendor Name	Voucher No.	Invoice No.	Description	Fund Code	Amount Paid
2026-04-02	GRAYBAR ELECTRIC	00594415	9352194102	2602 WSH-11SPT-F WALL SPLICE H	Electric Utility-Construction	416.21
				Total for Payment No.:		416.21

Payment No: 036373

Payment Date	Vendor Name	Voucher No.	Invoice No.	Description	Fund Code	Amount Paid
2026-04-02	EFFICIENCY SERVICES GROUP, LLC	00594659	29838	YP2602ADMIN/PRGRM SUPP SRV	Electric Utility-Ops Restrictd	120.77
2026-04-02	EFFICIENCY SERVICES GROUP, LLC	00594659	29838	YP2602ADMIN/PRGRM SUPP SRV	Electric Utility-Ops Restrictd	53.31
2026-04-02	EFFICIENCY SERVICES GROUP, LLC	00594659	29838	YP2602ADMIN/PRGRM SUPP SRV	Electric Utility-Ops Restrictd	224.29
				Total for Payment No.:		398.37

Payment No: 036352

Payment Date	Vendor Name	Voucher No.	Invoice No.	Description	Fund Code	Amount Paid
2026-04-02	KATHLEEN SG HUGHES	00595433	8963MAR2026A	NCPA STRATEGIC ISSUES CONF 26	Electric Utility-Ops General	195.43
2026-04-02	KATHLEEN SG HUGHES	00595432	8963MAR2026	CMUA CAPITOL DAY REIMB	Electric Utility-Ops General	184.90
				Total for Payment No.:		380.33

Payment No: 732844

Payment Date	Vendor Name	Voucher No.	Invoice No.	Description	Fund Code	Amount Paid
2026-03-27	PG&E	00594255	3889347290-2 FEB2026	2602 ELEC SVC GRIZ MICROWAVE	Electric Utility-Ops General	379.90

Payment Date	Vendor Name	Voucher No.	Invoice No.	Description	Fund Code	Amount Paid
				Total for Payment No.:		379.90

Payment No: 732435

Payment Date	Vendor Name	Voucher No.	Invoice No.	Description	Fund Code	Amount Paid
2026-03-13	MADHU KRISHNA	00594177	10057FEB2026	DOBLE SEMINAR REIMB	Electric Utility-Ops General	372.70
				Total for Payment No.:		372.70

Payment No: 732897

Payment Date	Vendor Name	Voucher No.	Invoice No.	Description	Fund Code	Amount Paid
2026-03-27	KRAFT INDUSTRIAL SUPPLY	00594276	40065	2603 6'-300# RING GASKET, 1/16	Electric Utility-Ops General	290.72
2026-03-27	KRAFT INDUSTRIAL SUPPLY	00594277	40066	2603 4" X 6-1/2" X 1/16" C-440	Electric Utility-Ops General	81.84
				Total for Payment No.:		372.56

Payment No: 732838

Payment Date	Vendor Name	Voucher No.	Invoice No.	Description	Fund Code	Amount Paid
2026-03-27	PG&E	00593993	5918427025-0 FEB2026	2602 ELEC SVC BLK BUTTE HYD	Electric Utility-Ops General	363.31
				Total for Payment No.:		363.31

Payment No: 732492

Payment Date	Vendor Name	Voucher No.	Invoice No.	Description	Fund Code	Amount Paid
2026-03-13	PG&E	00593158	5918427025-0 JAN2026	2601 ELEC SVC BLK BUTTE HYD	Electric Utility-Ops General	362.81
				Total for Payment No.:		362.81

Payment No: 036324

Payment Date	Vendor Name	Voucher No.	Invoice No.	Description	Fund Code	Amount Paid
2026-03-27	NALCO CO	00594254	6603902961	2603 NALSPERSE# 73550	Electric Utility-Ops	330.93

Payment Date	Vendor Name	Voucher No.	Invoice No.	Description	Fund Code	Amount Paid
					General	
2026-03-27	NALCO CO	00594254	6603902961	2603 FREIGHT SURCHARGE	Electric Utility-Ops General	1.38
				Total for Payment No.:		332.31

Payment No: 036139

Payment Date	Vendor Name	Voucher No.	Invoice No.	Description	Fund Code	Amount Paid
2026-03-13	GRANITE ROCK CO #29145	00593946	2274435	AS-NEEDED AGGREGATE MATERIALS	Electric Utility-Construction	58.38
				Total for Payment No.:		58.38

Payment No: 732502

Payment Date	Vendor Name	Voucher No.	Invoice No.	Description	Fund Code	Amount Paid
2026-03-13	[redacted]	[redacted]	[redacted]	LEGAL SERVICES ? CHANGE ORDER	[redacted]	[redacted]
				Total for Payment No.:		286.02

Payment No: 036157

Payment Date	Vendor Name	Voucher No.	Invoice No.	Description	Fund Code	Amount Paid
2026-03-13	PAUL MANCHESTER	00593907	9026FEB2026	BOOT/CLOTHING REIMB 2025-26	Electric Utility-Ops General	280.00
				Total for Payment No.:		280.00

Payment No: 732584

Payment Date	Vendor Name	Voucher No.	Invoice No.	Description	Fund Code	Amount Paid
2026-03-20	FRANCISCO FLORES	00593654	38963MAR2026	SFTY BOOT/CLOTH REIMB FY 25/26	Electric Utility-Ops General	280.00
				Total for Payment No.:		280.00

Payment No: 732449

Payment Date	Vendor Name	Voucher No.	Invoice No.	Description	Fund Code	Amount Paid
2026-03-13	TREVOR LARKIN	00593264	30862FEB2026	SFTY BOOT/CLOTH REIMB FY 25/26	Electric Utility-Ops General	280.00
				Total for Payment No.:		280.00

Payment No: 732436

Payment Date	Vendor Name	Voucher No.	Invoice No.	Description	Fund Code	Amount Paid
2026-03-13	MARK GUERRERO	00593254	21470FEB2026	SFTY BOOT/CLOTH REIMB FY 25/26	Electric Utility-Ops General	280.00
				Total for Payment No.:		280.00

Payment No: 732432

Payment Date	Vendor Name	Voucher No.	Invoice No.	Description	Fund Code	Amount Paid
2026-03-13	JUSTIN A HUGHES	00593163	41385FEB2026	SFTY BOOT/CLOTH REIMB FY 25/26	Electric Utility-Ops General	280.00
				Total for Payment No.:		280.00

Payment No: 732423

Payment Date	Vendor Name	Voucher No.	Invoice No.	Description	Fund Code	Amount Paid
2026-03-13	EVERTH RAMIREZ	00593259	35085FEB2026	SFTY BOOTS/CLOTH REIMB FY25/26	Electric Utility-Ops General	280.00
				Total for Payment No.:		280.00

Payment No: 732739

Payment Date	Vendor Name	Voucher No.	Invoice No.	Description	Fund Code	Amount Paid
2026-03-27	CHRISTOPHER GUERRERO	00594273	1207MAR2026	SFTY BOOTS/CLOTH REIMB FY25/26	Electric Utility-Ops General	280.00
				Total for Payment No.:		280.00

Payment No: 732943

Payment Date	Vendor Name	Voucher No.	Invoice No.	Description	Fund Code	Amount Paid
2026-04-02	CARLOS D RAMOS	00594551	43164MAR2026	SFTY BOOT/CLOTH REIMB FY 25/26	Electric Utility-Ops	276.88

Payment Date	Vendor Name	Voucher No.	Invoice No.	Description	Fund Code	Amount Paid
					General	
				Total for Payment No.:		276.88

Payment No: 732425

Payment Date	Vendor Name	Voucher No.	Invoice No.	Description	Fund Code	Amount Paid
2026-03-13	FOSTER, CHRIS	00593249	14205FEB2026	SFTY BOOT/CLOTH REIMB FY 25/26	Electric Utility-Ops General	264.54
				Total for Payment No.:		264.54

Payment No: 036271

Payment Date	Vendor Name	Voucher No.	Invoice No.	Description	Fund Code	Amount Paid
2026-03-20	WESTERN RENEWABLE ENERGY	00593715	WR56831	2601 CERTS TRANSFERRED	Electric Utility-Ops General	2.88
2026-03-20	WESTERN RENEWABLE ENERGY	00593715	WR56831	2601 DELIVERABILITY-NERC TAG	Electric Utility-Ops General	212.00
2026-03-20	WESTERN RENEWABLE ENERGY	00593715	WR56831	2601 CERTS CREATED	Electric Utility-Ops General	45.07
				Total for Payment No.:		259.95

Payment No: 732441

Payment Date	Vendor Name	Voucher No.	Invoice No.	Description	Fund Code	Amount Paid
2026-03-13	PAULO APOLINARIO	00593826	10851FEB2026	TRAVEL REIMBURSEMENT NCPA CONF	Electric Utility-Ops General	259.43
				Total for Payment No.:		259.43

Payment No: 732439

Payment Date	Vendor Name	Voucher No.	Invoice No.	Description	Fund Code	Amount Paid
2026-03-13	NICOLAS PROCOS	00593934	40800FEB2026	TRAVEL REIMBURSEMENT - NCPA	Electric Utility-Ops General	105.00
2026-03-13	NICOLAS PROCOS	00594178	40800FEB2026A	CMUA CAPITOL DAY 2026	Electric Utility-Ops General	153.25

Payment Date	Vendor Name	Voucher No.	Invoice No.	Description	Fund Code	Amount Paid
				Total for Payment No.:		258.25

Payment No: 732945

Payment Date	Vendor Name	Voucher No.	Invoice No.	Description	Fund Code	Amount Paid
2026-04-02	CHUCK HAYDEN	00595214	6371MAR2026	BOOT REIMBURSEMENT	Electric Utility-Ops General	257.51
				Total for Payment No.:		257.51

Payment No: 732743

Payment Date	Vendor Name	Voucher No.	Invoice No.	Description	Fund Code	Amount Paid
2026-03-27	JESSE MURRILL	00594194	20296MAR2026	SFTY BOOT/CLOTH REIMB FY 25/26	Electric Utility-Ops General	256.27
				Total for Payment No.:		256.27

Payment No: 732422

Payment Date	Vendor Name	Voucher No.	Invoice No.	Description	Fund Code	Amount Paid
2026-03-13	DIANE ASUNCION	00594165	41261FEB2026	NCPA DATA CENTER TRAINING	Electric Utility-Ops General	246.43
				Total for Payment No.:		246.43

Payment No: 732836

Payment Date	Vendor Name	Voucher No.	Invoice No.	Description	Fund Code	Amount Paid
2026-03-27	PG&E	00593977	2844481498-3 FEB2026	YP26012 ELEC SVC 751 NUTTMAN	Electric Utility-Ops General	240.77
				Total for Payment No.:		240.77

Payment No: 036135

Payment Date	Vendor Name	Voucher No.	Invoice No.	Description	Fund Code	Amount Paid
2026-03-13	GMES LLC	00593981	7792087	GLOVE, LINEMAN WORK TYPE, SIZE	Electric Utility-Ops General	220.99
				Total for Payment No.:		220.99

Payment No: 732948

Payment Date	Vendor Name	Voucher No.	Invoice No.	Description	Fund Code	Amount Paid
2026-04-02	JAIME CONTRERAS	00595217	31911MAR2026	BOOT REIMBURSEMENT	Electric Utility-Ops General	220.50
				Total for Payment No.:		220.50

Payment No: 732583

Payment Date	Vendor Name	Voucher No.	Invoice No.	Description	Fund Code	Amount Paid
2026-03-20	ERIC SHUM	00594304	32843FEB2026	SACRAMENTOLLEGE CAREER FAIR	Electric Utility-Ops General	210.55
				Total for Payment No.:		210.55

Payment No: 732589

Payment Date	Vendor Name	Voucher No.	Invoice No.	Description	Fund Code	Amount Paid
2026-03-20	MOHAMADSALEH JAFARI	00594303	42765FEB2026	SACRAMENTO CAREER FAIR	Electric Utility-Ops General	207.65
				Total for Payment No.:		207.65

Payment No: 732845

Payment Date	Vendor Name	Voucher No.	Invoice No.	Description	Fund Code	Amount Paid
2026-03-27	PG&E	00594272	2937321050-8 MAR2026	2602 COGEN GAS HEATERS	Electric Utility-Ops General	205.36
				Total for Payment No.:		205.36

Payment No: 732944

Payment Date	Vendor Name	Voucher No.	Invoice No.	Description	Fund Code	Amount Paid
2026-04-02	CHRISTOPHER TAYLOR	00595351	24592MAR2026	BOOT/CLOTHING REIMB 2025-26	Electric Utility-Ops General	201.81
				Total for Payment No.:		201.81

Payment No: 732592

Payment Date	Vendor Name	Voucher No.	Invoice No.	Description	Fund Code	Amount Paid
2026-03-20	PAULO ROCHA	00594411	41546FEB2026A	NCPA STRATEGIC ISSUES CONF 26	Electric Utility-Ops General	195.43
				Total for Payment No.:		195.43

Payment No: 732420

Payment Date	Vendor Name	Voucher No.	Invoice No.	Description	Fund Code	Amount Paid
2026-03-13	DANIEL BALLIN	00593824	37755FEB2026	TRAVEL REIMBURSEMENT NCPA CONF	Electric Utility-Ops General	195.43
				Total for Payment No.:		195.43

Payment No: 732421

Payment Date	Vendor Name	Voucher No.	Invoice No.	Description	Fund Code	Amount Paid
2026-03-13	DIANA GUERRERO	00593873	43089FEB2026	BOOT/CLOTHING REIMB 2025-26	Electric Utility-Ops General	183.82
				Total for Payment No.:		183.82

Payment No: 732947

Payment Date	Vendor Name	Voucher No.	Invoice No.	Description	Fund Code	Amount Paid
2026-04-02	JACKMAN, ALISON	00595219	35238MAR2026	CA PE LICENSE RENEWAL	Electric Utility-Ops General	180.00
				Total for Payment No.:		180.00

Payment No: 732488

Payment Date	Vendor Name	Voucher No.	Invoice No.	Description	Fund Code	Amount Paid
2026-03-13	PG&E	00593154	1501762727-2 JAN2026	2601 ELEC SVC HGH LINE CNL	Electric Utility-Ops General	166.43
				Total for Payment No.:		166.43

Payment No: 732839

Payment Date	Vendor Name	Voucher No.	Invoice No.	Description	Fund Code	Amount Paid
2026-03-27	PG&E	00593995	1501762727-2 FEB2026	2602 ELEC SVC HGH LINE CNL	Electric Utility-Ops	164.00

Payment Date	Vendor Name	Voucher No.	Invoice No.	Description	Fund Code	Amount Paid
					General	
				Total for Payment No.:		164.00

Payment No: 732876

Payment Date	Vendor Name	Voucher No.	Invoice No.	Description	Fund Code	Amount Paid
2026-03-27	FEDERAL EXPRESS	00594033	9-185-30405	2602 DVR MISC SHIPPING	Electric Utility-Ops General	96.19
2026-03-27	FEDERAL EXPRESS	00594034	9-176-59155	2602 DVR MISC SHIPPING	Electric Utility-Ops General	65.21
				Total for Payment No.:		161.40

Payment No: 732433

Payment Date	Vendor Name	Voucher No.	Invoice No.	Description	Fund Code	Amount Paid
2026-03-13	KENN LEE	00593899	31898FEB2026	MILEAGE & TOLL REIMB NCPA 101	Electric Utility-Ops General	139.10
				Total for Payment No.:		139.10

Payment No: 732642

Payment Date	Vendor Name	Voucher No.	Invoice No.	Description	Fund Code	Amount Paid
2026-03-20	FEDERAL EXPRESS	00593527	9-133-04237	FEDEX EXPRESS SERVICES	Electric Utility-Ops General	62.82
2026-03-20	FEDERAL EXPRESS	00593534	9-141-83296	FEDEX EXPRESS SERVICES	Electric Utility-Ops General	8.05
				Total for Payment No.:		70.87

Payment No: 732868

Payment Date	Vendor Name	Voucher No.	Invoice No.	Description	Fund Code	Amount Paid
2026-03-27	CONTRACTOR COMPLIANCE AND MONITORING	00594234	31705	2602 LABOR COMPLIANCE SVC	Electric Utility-Ops General	115.00
				Total for Payment No.:		115.00

Payment No: 732412

Payment Date	Vendor Name	Voucher No.	Invoice No.	Description	Fund Code	Amount Paid
2026-03-13	ALBERT SAENZ	00593825	9279FEB2026	TRAVEL REIMBURSEMENT CAISO MEE	Electric Utility-Ops General	112.50
				Total for Payment No.:		112.50

Payment No: 732862

Payment Date	Vendor Name	Voucher No.	Invoice No.	Description	Fund Code	Amount Paid
2026-03-27	CDW GOVERNMENT	00595035	AH4NJ3J	HONEYWELL NON BOOTED SCAN HAND	Electric Utility-Ops General	109.31
				Total for Payment No.:		109.31

Payment No: 732442

Payment Date	Vendor Name	Voucher No.	Invoice No.	Description	Fund Code	Amount Paid
2026-03-13	PAULO ROCHA	00593968	41546FEB2026	REIMB FOR PROENERGY USER CONFE	Electric Utility-Ops General	105.25
				Total for Payment No.:		105.25

Payment No: 732596

Payment Date	Vendor Name	Voucher No.	Invoice No.	Description	Fund Code	Amount Paid
2026-03-20	SHANE KUBO	00593650	14148MAR2026	WATER CERT RNWL FEES	Electric Utility-Ops General	70.00
				Total for Payment No.:		70.00

Payment No: 732841

Payment Date	Vendor Name	Voucher No.	Invoice No.	Description	Fund Code	Amount Paid
2026-03-27	PG&E	00594200	3219228267-4 JAN2026A	YP2601 ELE BENICIA HOUSE	Electric Utility-Ops General	30.73
				Total for Payment No.:		30.73

Payment No: 732987

Payment Date	Vendor Name	Voucher No.	Invoice No.	Description	Fund Code	Amount Paid
2026-04-02	FEDERAL EXPRESS	00594703	9-211-78958	2603 MISC SHIPPING	Electric Utility-Construction	10.34
2026-04-02	FEDERAL EXPRESS	00594703	9-211-78958	2603 MISC ENG SHIPPING	Electric Utility-Ops General	12.05
				Total for Payment No.:		22.39

Payment No: 732842

Payment Date	Vendor Name	Voucher No.	Invoice No.	Description	Fund Code	Amount Paid
2026-03-27	PG&E	00594201	3219228267-4 MAR2026	YP2602ELE BENICIA HOUSE	Electric Utility-Ops General	13.41
				Total for Payment No.:		13.41

Electric Utility Funds Group Total	**49,212,062.52**

Fund Group: All Other City Funds

Payment No: 003971

Payment Date	Vendor Name	Voucher No.	Invoice No.	Description	Fund Code	Amount Paid
2026-03-20	ELECTRONIC FEDERAL TAX	00594665	03/01/26-03/14/26	DD: FED TAXES W/H B2606	Payroll Liability&ClearingAcct	454,715.38
2026-03-20	ELECTRONIC FEDERAL TAX	00594665	03/01/26-03/14/26	DD: FED TAXES W/H B2606	Payroll Liability&ClearingAcct	1,216,641.66
2026-03-20	ELECTRONIC FEDERAL TAX	00594665	03/01/26-03/14/26	DD: FED TAXES W/H B2606	Payroll Liability&ClearingAcct	454,715.38
				Total for Payment No.:		2,126,072.42

Payment No: 003981

Payment Date	Vendor Name	Voucher No.	Invoice No.	Description	Fund Code	Amount Paid
2026-04-02	ELECTRONIC FEDERAL TAX	00595445	03/15/26-03/28/26	DD: FED TAXES W/H B2607	Payroll Liability&ClearingAcct	1,192,245.89
2026-04-02	ELECTRONIC FEDERAL TAX	00595445	03/15/26-03/28/26	DD: FED TAXES W/H B2607	Payroll Liability&ClearingAcct	451,983.45
2026-04-02	ELECTRONIC FEDERAL TAX	00595445	03/15/26-03/28/26	DD: FED TAXES W/H B2607	Payroll Liability&ClearingAcct	451,983.45
				Total for Payment No.:		2,096,212.79

Payment No: 036337

Payment Date	Vendor Name	Voucher No.	Invoice No.	Description	Fund Code	Amount Paid
2026-03-27	SANTA CLARA VALLEY WATER DIST	00593833	GM105653	2026 JAN PUMP TAX	Water Utility	2,064,198.50
				Total for Payment No.:		2,064,198.50

Payment No: 003975

Payment Date	Vendor Name	Voucher No.	Invoice No.	Description	Fund Code	Amount Paid
2026-03-25	CAL PERS - PO BOX 1982	00594777	03/01/26-03/14/26	EMPLOYER/EMPLOYEE DED B2606	Payroll Liability&ClearingAcct	633,243.38
2026-03-25	CAL PERS - PO BOX 1982	00594777	03/01/26-03/14/26	EMPLOYER/EMPLOYEE DED B2606	Payroll Liability&ClearingAcct	1,111,588.83

Payment Date	Vendor Name	Voucher No.	Invoice No.	Description	Fund Code	Amount Paid
				Total for Payment No.:		1,744,832.21

Payment No: 003974

Payment Date	Vendor Name	Voucher No.	Invoice No.	Description	Fund Code	Amount Paid
2026-03-20	CAL PERS - PO BOX 1982	00594674	02/15/26-02/28/26	EMPLOYER/EMPLOYEE DED B2605	Payroll Liability&ClearingAcct	622,153.51
2026-03-20	CAL PERS - PO BOX 1982	00594674	02/15/26-02/28/26	EMPLOYER/EMPLOYEE DED B2605	Payroll Liability&ClearingAcct	1,091,295.15
				Total for Payment No.:		1,713,448.66

Payment No: 003968

Payment Date	Vendor Name	Voucher No.	Invoice No.	Description	Fund Code	Amount Paid
2026-03-09	CAL PERS - PO BOX 1982	00593764	02/01/26/02/14/26	EMPLOYER/EMPLOYEE DED B2604	Payroll Liability&ClearingAcct	1,087,926.91
2026-03-09	CAL PERS - PO BOX 1982	00593764	02/01/26/02/14/26	EMPLOYER/EMPLOYEE DED B2604	Payroll Liability&ClearingAcct	619,049.95
				Total for Payment No.:		1,706,976.86

Payment No: W26200

Payment Date	Vendor Name	Voucher No.	Invoice No.	Description	Fund Code	Amount Paid
2026-03-13	MISSION TRAIL WASTE SYSTEMS	00594217	1839MAR2026	WT GARBAGE SERVICES FEB 2026	Solid Waste Program	257,805.50
2026-03-13	MISSION TRAIL WASTE SYSTEMS	00594217	1839MAR2026	WT GARBAGE SERVICES FEB 2026	Solid Waste Program	1,157,399.93
				Total for Payment No.:		1,415,205.43

Payment No: W26211

Payment Date	Vendor Name	Voucher No.	Invoice No.	Description	Fund Code	Amount Paid
2026-03-27	SANTA CLARA STADIUM AUTHORITY	00595183	20620MAR2026	WT: SCSA 25/26 Q3 CFD TAX REIM	Community Facilities Dist-SCSA	910,633.58
				Total for Payment No.:		910,633.58

Payment No: 036263

Payment Date	Vendor Name	Voucher No.	Invoice No.	Description	Fund Code	Amount Paid
2026-03-20	UNISYS CORP	00594597	1046613	STADIUM OPERATIONS JAN 26	General Fund	11,385.34
2026-03-20	UNISYS CORP	00594597	1046613	FINANCE JAN 26	General Government - Other	8,327.88
2026-03-20	UNISYS CORP	00594597	1046613	NETWORKS	Information Technology Service	28,800.00
2026-03-20	UNISYS CORP	00594597	1046613	INFORMATION TECHNOLOGY OUTSOUR	Information Technology Service	797,368.18
				Total for Payment No.:		845,881.40

Payment No: 036305

Payment Date	Vendor Name	Voucher No.	Invoice No.	Description	Fund Code	Amount Paid
2026-03-27	GREENWASTE RECOVERY LLC	00594203	GWR00000225	RECYCLING SVCS FEB 2026	Solid Waste Program	745,056.36
				Total for Payment No.:		745,056.36

Payment No: W26201

Payment Date	Vendor Name	Voucher No.	Invoice No.	Description	Fund Code	Amount Paid
2026-03-18	SAN FRANCISCO PUBLIC	00594143	2395MAR2026	FEBRUARY 2026 WATER PURCHASE	Water Utility	628,894.60
				Total for Payment No.:		628,894.60

Payment No: W26218

Payment Date	Vendor Name	Voucher No.	Invoice No.	Description	Fund Code	Amount Paid
2026-04-02	NATIONWIDE RETIREMENT SOLUTIONS, INC.	00595453	03/15/26-03/28/26	WT: B2607 DEFERRED COMP	Fringe Benefits	607,645.18
				Total for Payment No.:		607,645.18

Payment No: 003970

Payment Date	Vendor Name	Voucher No.	Invoice No.	Description	Fund Code	Amount Paid
2026-03-20	CA EMPLOYMENT DEVELOPMENT DEPT	00594664	03/01/26-03/14/26	DD: SIT & SDI W/H B2606	Payroll Liability&ClearingAcct	514,249.67
2026-03-20	CA EMPLOYMENT DEVELOPMENT	00594664	03/01/26-03/14/26	DD: SIT & SDI W/H B2606	Payroll	67,623.94

Payment Date	Vendor Name	Voucher No.	Invoice No.	Description	Fund Code	Amount Paid
	DEPT				Liability&ClearingAcct	
				Total for Payment No.:		581,873.61

Payment No: 003964

Payment Date	Vendor Name	Voucher No.	Invoice No.	Description	Fund Code	Amount Paid
2026-03-16	CA EMPLOYMENT DEVELOPMENT DEPT	00593765	02/15/26-02/28/26	DD: SIT & SDI W/H B2605	Payroll Liability&ClearingAcct	507,912.76
2026-03-16	CA EMPLOYMENT DEVELOPMENT DEPT	00593765	02/15/26-02/28/26	DD: SIT & SDI W/H B2605	Payroll Liability&ClearingAcct	66,700.56
				Total for Payment No.:		574,613.32

Payment No: 003980

Payment Date	Vendor Name	Voucher No.	Invoice No.	Description	Fund Code	Amount Paid
2026-04-02	CA EMPLOYMENT DEVELOPMENT DEPT	00595444	03/15/26-03/28/26	DD: SIT & SDI W/H B2607	Payroll Liability&ClearingAcct	499,380.21
2026-04-02	CA EMPLOYMENT DEVELOPMENT DEPT	00595444	03/15/26-03/28/26	DD: SIT & SDI W/H B2607	Payroll Liability&ClearingAcct	67,163.69
				Total for Payment No.:		566,543.90

Payment No: W26207

Payment Date	Vendor Name	Voucher No.	Invoice No.	Description	Fund Code	Amount Paid
2026-03-20	NATIONWIDE RETIREMENT SOLUTIONS, INC.	00594683	03/01/26-03/14/26	WT: B2606 DEFERRED COMP	Fringe Benefits	493,943.44
				Total for Payment No.:		493,943.44

Payment No: 003977

Payment Date	Vendor Name	Voucher No.	Invoice No.	Description	Fund Code	Amount Paid
2026-03-16	JP MORGAN CHASE BANK, N.A. PROCUREMENT	00595806	PC0226FACL	THE HOME DEPOT 063 (Purchase)	Expendable Trust Funds	36.93
2026-03-16	JP MORGAN CHASE BANK, N.A. PROCUREMENT	00595806	PC0226FACL	THE HOME DEPOT 063 (Purchase)	Expendable Trust Funds	72.14

Payment Date	Vendor Name	Voucher No.	Invoice No.	Description	Fund Code	Amount Paid
2026-03-16	JP MORGAN CHASE BANK, N.A. PROCUREMENT	00595817	PC0226WATR	THE HOME DEPOT 063 (Purchase)	Water Utility	28.12
2026-03-16	JP MORGAN CHASE BANK, N.A. PROCUREMENT	00595817	PC0226WATR	AMAZON MKTPL (Purchase)	Water Utility	231.35
2026-03-16	JP MORGAN CHASE BANK, N.A. PROCUREMENT	00595817	PC0226WATR	ROYAL BRASS INC - S (Purchase)	Water Utility	1,443.36
2026-03-16	JP MORGAN CHASE BANK, N.A. PROCUREMENT	00595817	PC0226WATR	CALIFORNIA WATER EN (Purchase)	Water Utility	251.00
2026-03-16	JP MORGAN CHASE BANK, N.A. PROCUREMENT	00595817	PC0226WATR	SP CAL-CENTRAL EQUIP (Credit)	Water Utility	-261.90
2026-03-16	JP MORGAN CHASE BANK, N.A. PROCUREMENT	00595817	PC0226WATR	AMAZON MKTPL (Purchase)	Water Utility	630.42
2026-03-16	JP MORGAN CHASE BANK, N.A. PROCUREMENT	00595817	PC0226WATR	THE HOME DEPOT 630 (Purchase)	Water Utility	113.76
2026-03-16	JP MORGAN CHASE BANK, N.A. PROCUREMENT	00595817	PC0226WATR	THE HOME DEPOT 630 (Purchase)	Water Utility	60.82
2026-03-16	JP MORGAN CHASE BANK, N.A. PROCUREMENT	00595817	PC0226WATR	THE HOME DEPOT 630 (Purchase)	Water Utility	12.70
2026-03-16	JP MORGAN CHASE BANK, N.A. PROCUREMENT	00595817	PC0226WATR	CALIFORNIA WATER EN (Purchase)	Water Utility	251.00
2026-03-16	JP MORGAN CHASE BANK, N.A. PROCUREMENT	00595817	PC0226WATR	CENTRAL WHOLESALE N (Purchase)	Water Utility	15.15
2026-03-16	JP MORGAN CHASE BANK, N.A. PROCUREMENT	00595817	PC0226WATR	SENIORES PIZZA (Purchase)	Water Utility	97.39
2026-03-16	JP MORGAN CHASE BANK, N.A. PROCUREMENT	00595817	PC0226WATR	GRAINGER (Credit)	Water Utility	-3,777.65
2026-03-16	JP MORGAN CHASE BANK, N.A. PROCUREMENT	00595817	PC0226WATR	AMERICAN WATER COLL (Purchase)	Water Utility	179.99
2026-03-16	JP MORGAN CHASE BANK, N.A. PROCUREMENT	00595817	PC0226WATR	AMAZON MKTPL (Purchase)	Water Utility	24.58
2026-03-16	JP MORGAN CHASE BANK, N.A. PROCUREMENT	00595817	PC0226WATR	AMAZON.COM*VM3BH47T (Purchase)	Water Utility	20.45
2026-03-16	JP MORGAN CHASE BANK, N.A. PROCUREMENT	00595817	PC0226WATR	CALIFORNIA WATER EN (Purchase)	Water Utility	251.00
2026-03-16	JP MORGAN CHASE BANK, N.A.	00595817	PC0226WATR	THE HOME DEPOT 630 (Purchase)	Water Utility	153.87

Payment Date	Vendor Name	Voucher No.	Invoice No.	Description	Fund Code	Amount Paid
	PROCUREMENT					
2026-03-16	JP MORGAN CHASE BANK, N.A. PROCUREMENT	00595817	PC0226WATR	TXFUL.CC/DRIVING-TE (Purchase)	Water Utility	89.00
2026-03-16	JP MORGAN CHASE BANK, N.A. PROCUREMENT	00595817	PC0226WATR	AMAZON MKTPL (Purchase)	Water Utility	190.90
2026-03-16	JP MORGAN CHASE BANK, N.A. PROCUREMENT	00595817	PC0226WATR	THE SOURCING GROUP (Purchase)	Water Utility	501.98
2026-03-16	JP MORGAN CHASE BANK, N.A. PROCUREMENT	00595817	PC0226WATR	SQ *D M TRAFFIC SER (Purchase)	Water Utility	3,582.57
2026-03-16	JP MORGAN CHASE BANK, N.A. PROCUREMENT	00595817	PC0226WATR	GRAINGER (Purchase)	Water Utility	1,151.29
2026-03-16	JP MORGAN CHASE BANK, N.A. PROCUREMENT	00595817	PC0226WATR	AMAZON MKTPL (Purchase)	Water Utility	438.65
2026-03-16	JP MORGAN CHASE BANK, N.A. PROCUREMENT	00595817	PC0226WATR	HARBOR FREIGHT TOOL (Purchase)	Water Utility	16.36
2026-03-16	JP MORGAN CHASE BANK, N.A. PROCUREMENT	00595817	PC0226WATR	SP AQUATAP (Purchase)	Water Utility	173.99
2026-03-16	JP MORGAN CHASE BANK, N.A. PROCUREMENT	00595817	PC0226WATR	CALIFORNIA WATER EN (Purchase)	Water Utility	251.00
2026-03-16	JP MORGAN CHASE BANK, N.A. PROCUREMENT	00595817	PC0226WATR	GRAINGER (Purchase)	Water Utility	575.65
2026-03-16	JP MORGAN CHASE BANK, N.A. PROCUREMENT	00595817	PC0226WATR	THE HOME DEPOT 063 (Purchase)	Water Utility	242.36
2026-03-16	JP MORGAN CHASE BANK, N.A. PROCUREMENT	00595817	PC0226WATR	UNDERGROUND REPUBLI (Purchase)	Water Utility	1,841.90
2026-03-16	JP MORGAN CHASE BANK, N.A. PROCUREMENT	00595817	PC0226WATR	AMAZON.COM*B95PQ3LU (Purchase)	Water Utility	92.34
2026-03-16	JP MORGAN CHASE BANK, N.A. PROCUREMENT	00595817	PC0226WATR	AMAZON MKTPL (Purchase)	Water Utility	27.18
2026-03-16	JP MORGAN CHASE BANK, N.A. PROCUREMENT	00595817	PC0226WATR	AMAZON MKTPL (Purchase)	Water Utility	235.65
2026-03-16	JP MORGAN CHASE BANK, N.A. PROCUREMENT	00595817	PC0226WATR	AMAZON.COM*F90P58OH (Purchase)	Water Utility	76.36
2026-03-16	JP MORGAN CHASE BANK, N.A. PROCUREMENT	00595817	PC0226WATR	AMAZON MKTPL (Purchase)	Water Utility	125.30

Payment Date	Vendor Name	Voucher No.	Invoice No.	Description	Fund Code	Amount Paid
2026-03-16	JP MORGAN CHASE BANK, N.A. PROCUREMENT	00595817	PC0226WATR	AMAZON.COM*7D7P18P2 (Purchase)	Water Utility	32.73
2026-03-16	JP MORGAN CHASE BANK, N.A. PROCUREMENT	00595817	PC0226WATR	HACH COMPANY (Purchase)	Water Utility	224.80
2026-03-16	JP MORGAN CHASE BANK, N.A. PROCUREMENT	00595817	PC0226WATR	CA-NV SECTION AWWA (Purchase)	Water Utility	60.00
2026-03-16	JP MORGAN CHASE BANK, N.A. PROCUREMENT	00595817	PC0226WATR	AMAZON.COM*DQ3QO8KT (Purchase)	Water Utility	34.46
2026-03-16	JP MORGAN CHASE BANK, N.A. PROCUREMENT	00595817	PC0226WATR	THE HOME DEPOT 630 (Purchase)	Water Utility	135.32
2026-03-16	JP MORGAN CHASE BANK, N.A. PROCUREMENT	00595817	PC0226WATR	AMAZON MKTPL (Purchase)	Water Utility	37.81
2026-03-16	JP MORGAN CHASE BANK, N.A. PROCUREMENT	00595817	PC0226WATR	THE HOME DEPOT 063 (Purchase)	Water Utility	82.85
2026-03-16	JP MORGAN CHASE BANK, N.A. PROCUREMENT	00595817	PC0226WATR	THE HOME DEPOT 630 (Purchase)	Water Utility	95.75
2026-03-16	JP MORGAN CHASE BANK, N.A. PROCUREMENT	00595817	PC0226WATR	STANDARD PLUMBING 9 (Purchase)	Water Utility	45.49
2026-03-16	JP MORGAN CHASE BANK, N.A. PROCUREMENT	00595817	PC0226WATR	AMAZON MKTPL (Purchase)	Water Utility	235.62
2026-03-16	JP MORGAN CHASE BANK, N.A. PROCUREMENT	00595817	PC0226WATR	AMAZON MKTPL (Purchase)	Water Utility	43.70
2026-03-16	JP MORGAN CHASE BANK, N.A. PROCUREMENT	00595817	PC0226WATR	THE PACE SUPPLY COR (Purchase)	Water Utility	417.34
2026-03-16	JP MORGAN CHASE BANK, N.A. PROCUREMENT	00595807	PC0226FINC	THE HOME DEPOT 630 (Purchase)	Water Utility	24.09
2026-03-16	JP MORGAN CHASE BANK, N.A. PROCUREMENT	00595807	PC0226FINC	THE HOME DEPOT 630 (Purchase)	Water Utility	43.90
2026-03-16	JP MORGAN CHASE BANK, N.A. PROCUREMENT	00595807	PC0226FINC	AMAZON MKTPL (Purchase)	Water Utility	107.94
2026-03-16	JP MORGAN CHASE BANK, N.A. PROCUREMENT	00595812	PC0226PARK	AMAZON MKTPL (Purchase)	Cemetery	86.48
2026-03-16	JP MORGAN CHASE BANK, N.A. PROCUREMENT	00595812	PC0226PARK	SC FUN CR CASKET (Purchase)	Cemetery	168.98
2026-03-16	JP MORGAN CHASE BANK, N.A.	00595812	PC0226PARK	ZANKER LANDSCAPE MA	Cemetery	140.00

Payment Date	Vendor Name	Voucher No.	Invoice No.	Description	Fund Code	Amount Paid
	PROCUREMENT			(Purchase)		
2026-03-16	JP MORGAN CHASE BANK, N.A. PROCUREMENT	00595812	PC0226PARK	YAMAGAMI'S NURSERY (Purchase)	Cemetery	163.63
2026-03-16	JP MORGAN CHASE BANK, N.A. PROCUREMENT	00595812	PC0226PARK	SUMMERWINDS NURSERY (Purchase)	Cemetery	775.05
2026-03-16	JP MORGAN CHASE BANK, N.A. PROCUREMENT	00595812	PC0226PARK	CENTRAL WHOLESALE N (Purchase)	Cemetery	142.80
2026-03-16	JP MORGAN CHASE BANK, N.A. PROCUREMENT	00595812	PC0226PARK	BELKORP AG SANTA CL (Purchase)	Cemetery	130.39
2026-03-16	JP MORGAN CHASE BANK, N.A. PROCUREMENT	00595812	PC0226PARK	THE HOME DEPOT 630 (Purchase)	Cemetery	33.10
2026-03-16	JP MORGAN CHASE BANK, N.A. PROCUREMENT	00595812	PC0226PARK	SUMMERWINDS NURSERY (Purchase)	Cemetery	96.65
2026-03-16	JP MORGAN CHASE BANK, N.A. PROCUREMENT	00595812	PC0226PARK	CENTRAL WHOLESALE N (Purchase)	Cemetery	440.25
2026-03-16	JP MORGAN CHASE BANK, N.A. PROCUREMENT	00595812	PC0226PARK	PENINSULA BLDNG MAT (Purchase)	Cemetery	1,073.57
2026-03-16	JP MORGAN CHASE BANK, N.A. PROCUREMENT	00595812	PC0226PARK	AMAZON MKTPL (Purchase)	Cemetery	23.83
2026-03-16	JP MORGAN CHASE BANK, N.A. PROCUREMENT	00595812	PC0226PARK	DOG WASTE DEPOT (Purchase)	Cemetery	315.85
2026-03-16	JP MORGAN CHASE BANK, N.A. PROCUREMENT	00595812	PC0226PARK	AMAZON.COM*B999T5ZA (Purchase)	Cemetery	30.53
2026-03-16	JP MORGAN CHASE BANK, N.A. PROCUREMENT	00595812	PC0226PARK	SUMMERWINDS NURSERY (Purchase)	Cemetery	595.35
2026-03-16	JP MORGAN CHASE BANK, N.A. PROCUREMENT	00595812	PC0226PARK	THE HOME DEPOT 630 (Purchase)	Cemetery	301.94
2026-03-16	JP MORGAN CHASE BANK, N.A. PROCUREMENT	00595812	PC0226PARK	SUMMERWINDS NURSERY (Purchase)	Cemetery	29.45
2026-03-16	JP MORGAN CHASE BANK, N.A. PROCUREMENT	00595812	PC0226PARK	THE HOME DEPOT 630 (Purchase)	Cemetery	82.85
2026-03-16	JP MORGAN CHASE BANK, N.A. PROCUREMENT	00595812	PC0226PARK	CENTRAL WHOLESALE N (Purchase)	Cemetery	97.95
2026-03-16	JP MORGAN CHASE BANK, N.A. PROCUREMENT	00595812	PC0226PARK	YAMAGAMI'S NURSERY (Purchase)	Cemetery	76.33

Payment Date	Vendor Name	Voucher No.	Invoice No.	Description	Fund Code	Amount Paid
2026-03-16	JP MORGAN CHASE BANK, N.A. PROCUREMENT	00595812	PC0226PARK	PENINSULA BLDNG MAT (Purchase)	Cemetery	57.78
2026-03-16	JP MORGAN CHASE BANK, N.A. PROCUREMENT	00595812	PC0226PARK	SUMMERWINDS NURSERY (Purchase)	Cemetery	263.70
2026-03-16	JP MORGAN CHASE BANK, N.A. PROCUREMENT	00595812	PC0226PARK	SUMMERWINDS NURSERY (Purchase)	Cemetery	187.63
2026-03-16	JP MORGAN CHASE BANK, N.A. PROCUREMENT	00595812	PC0226PARK	LS TAP PLASTICS IN (Purchase)	Cemetery	347.81
2026-03-16	JP MORGAN CHASE BANK, N.A. PROCUREMENT	00595812	PC0226PARK	CENTRAL WHOLESALE N (Purchase)	Cemetery	798.20
2026-03-16	JP MORGAN CHASE BANK, N.A. PROCUREMENT	00595812	PC0226PARK	CENTRAL WHOLESALE N (Purchase)	Cemetery	37.19
2026-03-16	JP MORGAN CHASE BANK, N.A. PROCUREMENT	00595812	PC0226PARK	LS RASA GARDEN SUPP (Purchase)	Cemetery	167.04
2026-03-16	JP MORGAN CHASE BANK, N.A. PROCUREMENT	00595812	PC0226PARK	CENTRAL WHOLESALE N (Purchase)	Cemetery	138.48
2026-03-16	JP MORGAN CHASE BANK, N.A. PROCUREMENT	00595812	PC0226PARK	SUMMERWINDS NURSERY (Purchase)	Cemetery	341.26
2026-03-16	JP MORGAN CHASE BANK, N.A. PROCUREMENT	00595812	PC0226PARK	CENTRAL WHOLESALE N (Purchase)	Cemetery	1,471.57
2026-03-16	JP MORGAN CHASE BANK, N.A. PROCUREMENT	00595812	PC0226PARK	CENTRAL WHOLESALE N (Purchase)	Cemetery	837.30
2026-03-16	JP MORGAN CHASE BANK, N.A. PROCUREMENT	00595812	PC0226PARK	AMAZON MKTPL (Purchase)	Cemetery	65.46
2026-03-16	JP MORGAN CHASE BANK, N.A. PROCUREMENT	00595812	PC0226PARK	AMAZON.COM*7477J1QG (Purchase)	Cemetery	29.45
2026-03-16	JP MORGAN CHASE BANK, N.A. PROCUREMENT	00595812	PC0226PARK	AMAZON.COM*U53UF3VF (Purchase)	Cemetery	130.92
2026-03-16	JP MORGAN CHASE BANK, N.A. PROCUREMENT	00595812	PC0226PARK	CENTRAL WHOLESALE N (Purchase)	Cemetery	37.19
2026-03-16	JP MORGAN CHASE BANK, N.A. PROCUREMENT	00595812	PC0226PARK	THE HOME DEPOT 063 (Purchase)	Cemetery	27.41
2026-03-16	JP MORGAN CHASE BANK, N.A. PROCUREMENT	00595812	PC0226PARK	LS RASA GARDEN SUPP (Purchase)	Cemetery	32.76
2026-03-16	JP MORGAN CHASE BANK, N.A.	00595812	PC0226PARK	AMAZON MKTPL (Purchase)	Cemetery	336.96

Payment Date	Vendor Name	Voucher No.	Invoice No.	Description	Fund Code	Amount Paid
	PROCUREMENT					
2026-03-16	JP MORGAN CHASE BANK, N.A. PROCUREMENT	00595812	PC0226PARK	AMAZON.COM (Credit)	Cemetery	-130.94
2026-03-16	JP MORGAN CHASE BANK, N.A. PROCUREMENT	00595812	PC0226PARK	BELKORP AG SANTA CL (Purchase)	Cemetery	181.43
2026-03-16	JP MORGAN CHASE BANK, N.A. PROCUREMENT	00595812	PC0226PARK	AMAZON.COM*PZ7CH6EU (Purchase)	Cemetery	65.44
2026-03-16	JP MORGAN CHASE BANK, N.A. PROCUREMENT	00595816	PC0226STRT	CDTFA FLEXPAY CC (Purchase)	Solid Waste Program	382.03
2026-03-16	JP MORGAN CHASE BANK, N.A. PROCUREMENT	00595816	PC0226STRT	CDTFA FLEXPAY CC (Purchase)	Solid Waste Program	8.79
2026-03-16	JP MORGAN CHASE BANK, N.A. PROCUREMENT	00595816	PC0226STRT	NORTHERN CALIFORNIA (Purchase)	Solid Waste Program	250.00
2026-03-16	JP MORGAN CHASE BANK, N.A. PROCUREMENT	00595816	PC0226STRT	IN *JIF REPROGRAPHI (Purchase)	Solid Waste Program	392.85
2026-03-16	JP MORGAN CHASE BANK, N.A. PROCUREMENT	00595816	PC0226STRT	NORTHERN CALIFORNIA (Purchase)	Solid Waste Program	250.00
2026-03-16	JP MORGAN CHASE BANK, N.A. PROCUREMENT	00595816	PC0226STRT	NORTHERN CALIFORNIA (Purchase)	Solid Waste Program	250.00
2026-03-16	JP MORGAN CHASE BANK, N.A. PROCUREMENT	00595815	PC0226CRCP	AMAZON MKTPL (Purchase)	Park and Rec Opr GrantTst Fund	36.70
2026-03-16	JP MORGAN CHASE BANK, N.A. PROCUREMENT	00595815	PC0226CRCP	COSTCO WHSE 0129 (Purchase)	Park and Rec Opr GrantTst Fund	11.58
2026-03-16	JP MORGAN CHASE BANK, N.A. PROCUREMENT	00595815	PC0226CRCP	GDP*OLDTOMS WORMERY (Purchase)	Park and Rec Opr GrantTst Fund	250.00
2026-03-16	JP MORGAN CHASE BANK, N.A. PROCUREMENT	00595815	PC0226CRCP	ALTRADE SUPPLIES IN (Purchase)	Park and Rec Opr GrantTst Fund	3,135.56
2026-03-16	JP MORGAN CHASE BANK, N.A. PROCUREMENT	00595815	PC0226CRCP	GDP*OLDTOMS WORMERY (Purchase)	Park and Rec Opr GrantTst Fund	250.00
2026-03-16	JP MORGAN CHASE BANK, N.A. PROCUREMENT	00595796	PC0226BLDG	THE SOURCING GROUP (Purchase)	Building New Dvlpmnt Srvc Fee	70.93
2026-03-16	JP MORGAN CHASE BANK, N.A. PROCUREMENT	00595809	PC0226HREC	FSP*COUNTY BUILDING (Purchase)	Building New Dvlpmnt Srvc Fee	175.00
2026-03-16	JP MORGAN CHASE BANK, N.A. PROCUREMENT	00595809	PC0226HREC	CALIFORNIA BUILDING (Purchase)	Building New Dvlpmnt Srvc Fee	300.00

Payment Date	Vendor Name	Voucher No.	Invoice No.	Description	Fund Code	Amount Paid
2026-03-16	JP MORGAN CHASE BANK, N.A. PROCUREMENT	00595809	PC0226HREC	IN *CALIFORNIA BUIL (Purchase)	Building New Dvlpmnt Srvc Fee	300.00
2026-03-16	JP MORGAN CHASE BANK, N.A. PROCUREMENT	00595810	PC0226INFO	BLUEBEAM INC. (Purchase)	Building New Dvlpmnt Srvc Fee	990.00
2026-03-16	JP MORGAN CHASE BANK, N.A. PROCUREMENT	00595810	PC0226INFO	BLUEBEAM INC. (Purchase)	Building New Dvlpmnt Srvc Fee	330.00
2026-03-16	JP MORGAN CHASE BANK, N.A. PROCUREMENT	00595796	PC0226BLDG	ROUND TABLE PIZZA 1 (Purchase)	Building New Dvlpmnt Srvc Fee	356.68
2026-03-16	JP MORGAN CHASE BANK, N.A. PROCUREMENT	00595796	PC0226BLDG	FSP*ICC PENINSULA C (Purchase)	Building New Dvlpmnt Srvc Fee	450.00
2026-03-16	JP MORGAN CHASE BANK, N.A. PROCUREMENT	00595796	PC0226BLDG	INT'L CODE COUNCIL (Purchase)	Building New Dvlpmnt Srvc Fee	720.00
2026-03-16	JP MORGAN CHASE BANK, N.A. PROCUREMENT	00595796	PC0226BLDG	ASCE PURCHASING (Purchase)	Building New Dvlpmnt Srvc Fee	179.21
2026-03-16	JP MORGAN CHASE BANK, N.A. PROCUREMENT	00595796	PC0226BLDG	FSP*ICC PENINSULA CHA (Credit)	Building New Dvlpmnt Srvc Fee	-150.00
2026-03-16	JP MORGAN CHASE BANK, N.A. PROCUREMENT	00595796	PC0226BLDG	CALIFORNIA BUILDING (Purchase)	Building New Dvlpmnt Srvc Fee	355.00
2026-03-16	JP MORGAN CHASE BANK, N.A. PROCUREMENT	00595796	PC0226BLDG	SAFEWAY 0700 (Purchase)	Building New Dvlpmnt Srvc Fee	20.45
2026-03-16	JP MORGAN CHASE BANK, N.A. PROCUREMENT	00595796	PC0226BLDG	PANERA BREAD 20448 (Purchase)	Building New Dvlpmnt Srvc Fee	135.59
2026-03-16	JP MORGAN CHASE BANK, N.A. PROCUREMENT	00595796	PC0226BLDG	PANERA BREAD 20448 (Purchase)	Building New Dvlpmnt Srvc Fee	54.54
2026-03-16	JP MORGAN CHASE BANK, N.A. PROCUREMENT	00595796	PC0226BLDG	MMANC (Purchase)	Building New Dvlpmnt Srvc Fee	60.50
2026-03-16	JP MORGAN CHASE BANK, N.A. PROCUREMENT	00595796	PC0226BLDG	SP ESTORES-OMCHAIRS (Purchase)	Building New Dvlpmnt Srvc Fee	821.98
2026-03-16	JP MORGAN CHASE BANK, N.A. PROCUREMENT	00595796	PC0226BLDG	SQ *PORTUGUESE TAST (Purchase)	Building New Dvlpmnt Srvc Fee	43.31
2026-03-16	JP MORGAN CHASE BANK, N.A. PROCUREMENT	00595796	PC0226BLDG	STARBUCKS STORE 056 (Purchase)	Building New Dvlpmnt Srvc Fee	14.01
2026-03-16	JP MORGAN CHASE BANK, N.A. PROCUREMENT	00595796	PC0226BLDG	SJ MERCURY NEWS CIR (Purchase)	Building New Dvlpmnt Srvc Fee	8.92
2026-03-16	JP MORGAN CHASE BANK, N.A.	00595796	PC0226BLDG	FSP*ICC PENINSULA CHA (Credit)	Building New Dvlpmnt	-150.00

Payment Date	Vendor Name	Voucher No.	Invoice No.	Description	Fund Code	Amount Paid
	PROCUREMENT				Srvc Fee	
2026-03-16	JP MORGAN CHASE BANK, N.A. PROCUREMENT	00595799	PC0226CMSV	NONPROFITHOUSING (Purchase)	City Affordable Housing	40.00
2026-03-16	JP MORGAN CHASE BANK, N.A. PROCUREMENT	00595814	PC0226POLC	UNITED AIRLINES (Purchase)	Police Operating Grant Fund	648.83
2026-03-16	JP MORGAN CHASE BANK, N.A. PROCUREMENT	00595814	PC0226POLC	HARVARD HKS EXEC ED (Purchase)	Police Operating Grant Fund	7,100.00
2026-03-16	JP MORGAN CHASE BANK, N.A. PROCUREMENT	00595796	PC0226BLDG	INT'L CODE COUNCIL (Purchase)	Building Fee Admin Retainage	360.00
2026-03-16	JP MORGAN CHASE BANK, N.A. PROCUREMENT	00595804	PC0226ENGN	STATE WATER BOARD (Purchase)	Parks And Recreation	673.00
2026-03-16	JP MORGAN CHASE BANK, N.A. PROCUREMENT	00595804	PC0226ENGN	OPC STATE WB FEE (Purchase)	Parks And Recreation	19.99
2026-03-16	JP MORGAN CHASE BANK, N.A. PROCUREMENT	00595804	PC0226ENGN	OPC STATE WB FEE (Purchase)	Parks And Recreation	18.51
2026-03-16	JP MORGAN CHASE BANK, N.A. PROCUREMENT	00595804	PC0226ENGN	STATE WATER BOARD (Purchase)	Parks And Recreation	727.00
2026-03-16	JP MORGAN CHASE BANK, N.A. PROCUREMENT	00595817	PC0226WATR	ALL INDUSTRIAL ELEC (Purchase)	Storm Drain	127.95
2026-03-16	JP MORGAN CHASE BANK, N.A. PROCUREMENT	00595817	PC0226WATR	ALL INDUSTRIAL ELEC (Purchase)	Storm Drain	452.61
2026-03-16	JP MORGAN CHASE BANK, N.A. PROCUREMENT	00595798	PC0226MNGR	AT T *PAYMENT (Purchase)	Public Buildings	533.58
2026-03-16	JP MORGAN CHASE BANK, N.A. PROCUREMENT	00595807	PC0226FINC	THE HOME DEPOT 630 (Purchase)	Water Utility Construction	26.03
2026-03-16	JP MORGAN CHASE BANK, N.A. PROCUREMENT	00595815	PC0226CRCP	AMAZON MKTPL (Purchase)	General Fund	224.62
2026-03-16	JP MORGAN CHASE BANK, N.A. PROCUREMENT	00595815	PC0226CRCP	AMAZON MKTPL (Purchase)	General Fund	120.02
2026-03-16	JP MORGAN CHASE BANK, N.A. PROCUREMENT	00595815	PC0226CRCP	AMAZON MKTPL (Purchase)	General Fund	6.96
2026-03-16	JP MORGAN CHASE BANK, N.A. PROCUREMENT	00595815	PC0226CRCP	AMAZON MKTPL (Purchase)	General Fund	31.65
2026-03-16	JP MORGAN CHASE BANK, N.A. PROCUREMENT	00595815	PC0226CRCP	AMAZON MKTPL (Purchase)	General Fund	31.81

Payment Date	Vendor Name	Voucher No.	Invoice No.	Description	Fund Code	Amount Paid
2026-03-16	JP MORGAN CHASE BANK, N.A. PROCUREMENT	00595815	PC0226CRCP	AMAZON MKTPL (Purchase)	General Fund	15.26
2026-03-16	JP MORGAN CHASE BANK, N.A. PROCUREMENT	00595815	PC0226CRCP	AMAZON MKTPL (Purchase)	General Fund	92.90
2026-03-16	JP MORGAN CHASE BANK, N.A. PROCUREMENT	00595815	PC0226CRCP	AMAZON.COM*B950C4WA (Purchase)	General Fund	26.20
2026-03-16	JP MORGAN CHASE BANK, N.A. PROCUREMENT	00595815	PC0226CRCP	AMAZON MKTPLACE PMTS (Credit)	General Fund	-1,116.19
2026-03-16	JP MORGAN CHASE BANK, N.A. PROCUREMENT	00595815	PC0226CRCP	AMAZON MKTPL (Purchase)	General Fund	130.80
2026-03-16	JP MORGAN CHASE BANK, N.A. PROCUREMENT	00595815	PC0226CRCP	AMAZON MKTPL (Purchase)	General Fund	19.29
2026-03-16	JP MORGAN CHASE BANK, N.A. PROCUREMENT	00595815	PC0226CRCP	AMAZON MKTPL (Purchase)	General Fund	50.81
2026-03-16	JP MORGAN CHASE BANK, N.A. PROCUREMENT	00595815	PC0226CRCP	FACEBK *6NYYFE56C2 (Purchase)	General Fund	57.00
2026-03-16	JP MORGAN CHASE BANK, N.A. PROCUREMENT	00595815	PC0226CRCP	AMAZON MKTPL (Purchase)	General Fund	105.06
2026-03-16	JP MORGAN CHASE BANK, N.A. PROCUREMENT	00595815	PC0226CRCP	AMAZON.COM*BE4SV5PN (Purchase)	General Fund	104.58
2026-03-16	JP MORGAN CHASE BANK, N.A. PROCUREMENT	00595815	PC0226CRCP	JP MEDIA LLC (Purchase)	General Fund	300.00
2026-03-16	JP MORGAN CHASE BANK, N.A. PROCUREMENT	00595815	PC0226CRCP	AMAZON.COM*B95YC9B4 (Purchase)	General Fund	139.44
2026-03-16	JP MORGAN CHASE BANK, N.A. PROCUREMENT	00595815	PC0226CRCP	AMAZON MKTPL (Purchase)	General Fund	10.67
2026-03-16	JP MORGAN CHASE BANK, N.A. PROCUREMENT	00595815	PC0226CRCP	AMAZON MKTPL (Purchase)	General Fund	39.26
2026-03-16	JP MORGAN CHASE BANK, N.A. PROCUREMENT	00595816	PC0226STRT	BAY AREA AIR QUALIT (Purchase)	General Fund	571.00
2026-03-16	JP MORGAN CHASE BANK, N.A. PROCUREMENT	00595816	PC0226STRT	CACEO (Purchase)	General Fund	100.00
2026-03-16	JP MORGAN CHASE BANK, N.A. PROCUREMENT	00595816	PC0226STRT	CACEO (Purchase)	General Fund	100.00
2026-03-16	JP MORGAN CHASE BANK, N.A.	00595816	PC0226STRT	IN-N-OUT SANTA CLAR (Purchase)	General Fund	37.81

Payment Date	Vendor Name	Voucher No.	Invoice No.	Description	Fund Code	Amount Paid
	PROCUREMENT					
2026-03-16	JP MORGAN CHASE BANK, N.A. PROCUREMENT	00595816	PC0226STRT	PAYMENTUS CORP (Purchase)	General Fund	16.84
2026-03-16	JP MORGAN CHASE BANK, N.A. PROCUREMENT	00595816	PC0226STRT	BAY AREA AIR QUALIT (Purchase)	General Fund	1,213.00
2026-03-16	JP MORGAN CHASE BANK, N.A. PROCUREMENT	00595816	PC0226STRT	INTERNATIONAL SOCIE (Purchase)	General Fund	295.00
2026-03-16	JP MORGAN CHASE BANK, N.A. PROCUREMENT	00595816	PC0226STRT	PAYMENTUS CORP (Purchase)	General Fund	35.78
2026-03-16	JP MORGAN CHASE BANK, N.A. PROCUREMENT	00595815	PC0226CRCP	AMAZON MKTPL (Purchase)	General Fund	27.68
2026-03-16	JP MORGAN CHASE BANK, N.A. PROCUREMENT	00595815	PC0226CRCP	SMART AND FINAL 448 (Purchase)	General Fund	25.18
2026-03-16	JP MORGAN CHASE BANK, N.A. PROCUREMENT	00595815	PC0226CRCP	CHEFSTORE 7571 (Purchase)	General Fund	32.02
2026-03-16	JP MORGAN CHASE BANK, N.A. PROCUREMENT	00595815	PC0226CRCP	COSTCO WHSE 0129 (Purchase)	General Fund	130.00
2026-03-16	JP MORGAN CHASE BANK, N.A. PROCUREMENT	00595815	PC0226CRCP	CALIFORNIA PARK R (Purchase)	General Fund	519.00
2026-03-16	JP MORGAN CHASE BANK, N.A. PROCUREMENT	00595815	PC0226CRCP	AMAZON MKTPL (Purchase)	General Fund	165.88
2026-03-16	JP MORGAN CHASE BANK, N.A. PROCUREMENT	00595815	PC0226CRCP	AMAZON MKTPL (Purchase)	General Fund	13.07
2026-03-16	JP MORGAN CHASE BANK, N.A. PROCUREMENT	00595815	PC0226CRCP	AMAZON MKTPL (Purchase)	General Fund	122.15
2026-03-16	JP MORGAN CHASE BANK, N.A. PROCUREMENT	00595815	PC0226CRCP	AMAZON MKTPL (Purchase)	General Fund	109.11
2026-03-16	JP MORGAN CHASE BANK, N.A. PROCUREMENT	00595815	PC0226CRCP	AMAZON MKTPL (Purchase)	General Fund	9.32
2026-03-16	JP MORGAN CHASE BANK, N.A. PROCUREMENT	00595815	PC0226CRCP	AMAZON MKTPL (Purchase)	General Fund	96.37
2026-03-16	JP MORGAN CHASE BANK, N.A. PROCUREMENT	00595815	PC0226CRCP	COSTCO WHSE 0129 (Purchase)	General Fund	36.94
2026-03-16	JP MORGAN CHASE BANK, N.A. PROCUREMENT	00595815	PC0226CRCP	CALIFORNIA PARK R (Purchase)	General Fund	150.00

Payment Date	Vendor Name	Voucher No.	Invoice No.	Description	Fund Code	Amount Paid
2026-03-16	JP MORGAN CHASE BANK, N.A. PROCUREMENT	00595815	PC0226CRCP	AMAZON MKTPL (Purchase)	General Fund	78.55
2026-03-16	JP MORGAN CHASE BANK, N.A. PROCUREMENT	00595815	PC0226CRCP	FEDEX (Purchase)	General Fund	32.01
2026-03-16	JP MORGAN CHASE BANK, N.A. PROCUREMENT	00595815	PC0226CRCP	AMAZON MKTPL (Purchase)	General Fund	48.00
2026-03-16	JP MORGAN CHASE BANK, N.A. PROCUREMENT	00595815	PC0226CRCP	AMAZON MKTPL (Purchase)	General Fund	28.89
2026-03-16	JP MORGAN CHASE BANK, N.A. PROCUREMENT	00595815	PC0226CRCP	AMAZON MKTPL (Purchase)	General Fund	111.00
2026-03-16	JP MORGAN CHASE BANK, N.A. PROCUREMENT	00595815	PC0226CRCP	AMAZON MKTPL (Purchase)	General Fund	14.70
2026-03-16	JP MORGAN CHASE BANK, N.A. PROCUREMENT	00595815	PC0226CRCP	AMAZON MKTPL (Purchase)	General Fund	65.62
2026-03-16	JP MORGAN CHASE BANK, N.A. PROCUREMENT	00595815	PC0226CRCP	AMAZON MKTPL (Purchase)	General Fund	74.14
2026-03-16	JP MORGAN CHASE BANK, N.A. PROCUREMENT	00595815	PC0226CRCP	SQ *HABITAT FOR HUM (Purchase)	General Fund	172.82
2026-03-16	JP MORGAN CHASE BANK, N.A. PROCUREMENT	00595815	PC0226CRCP	AMAZON MKTPL (Purchase)	General Fund	222.23
2026-03-16	JP MORGAN CHASE BANK, N.A. PROCUREMENT	00595815	PC0226CRCP	AMAZON MKTPL (Purchase)	General Fund	18.54
2026-03-16	JP MORGAN CHASE BANK, N.A. PROCUREMENT	00595815	PC0226CRCP	AMAZON MKTPL (Purchase)	General Fund	43.64
2026-03-16	JP MORGAN CHASE BANK, N.A. PROCUREMENT	00595815	PC0226CRCP	AMAZON MKTPL (Purchase)	General Fund	26.18
2026-03-16	JP MORGAN CHASE BANK, N.A. PROCUREMENT	00595815	PC0226CRCP	AMAZON MKTPL (Purchase)	General Fund	98.69
2026-03-16	JP MORGAN CHASE BANK, N.A. PROCUREMENT	00595815	PC0226CRCP	ENVATO (Purchase)	General Fund	198.00
2026-03-16	JP MORGAN CHASE BANK, N.A. PROCUREMENT	00595815	PC0226CRCP	COSTCO WHSE 0129 (Purchase)	General Fund	145.05
2026-03-16	JP MORGAN CHASE BANK, N.A. PROCUREMENT	00595815	PC0226CRCP	AMAZON MKTPL (Purchase)	General Fund	70.92
2026-03-16	JP MORGAN CHASE BANK, N.A.	00595815	PC0226CRCP	THE HOME DEPOT 063 (Purchase)	General Fund	235.20

Payment Date	Vendor Name	Voucher No.	Invoice No.	Description	Fund Code	Amount Paid
	PROCUREMENT					
2026-03-16	JP MORGAN CHASE BANK, N.A. PROCUREMENT	00595815	PC0226CRCP	AMAZON MKTPL (Purchase)	General Fund	32.45
2026-03-16	JP MORGAN CHASE BANK, N.A. PROCUREMENT	00595815	PC0226CRCP	AMAZON MKTPL (Purchase)	General Fund	197.51
2026-03-16	JP MORGAN CHASE BANK, N.A. PROCUREMENT	00595815	PC0226CRCP	THE WASH AND FOLD C (Purchase)	General Fund	1,396.30
2026-03-16	JP MORGAN CHASE BANK, N.A. PROCUREMENT	00595815	PC0226CRCP	AMAZON.COM*ZD93U4UM (Purchase)	General Fund	11.86
2026-03-16	JP MORGAN CHASE BANK, N.A. PROCUREMENT	00595815	PC0226CRCP	AMAZON.COM*SD5G86UC (Purchase)	General Fund	412.10
2026-03-16	JP MORGAN CHASE BANK, N.A. PROCUREMENT	00595815	PC0226CRCP	AMAZON MKTPL (Purchase)	General Fund	752.99
2026-03-16	JP MORGAN CHASE BANK, N.A. PROCUREMENT	00595815	PC0226CRCP	AMAZON.COM*R00ST1IP (Purchase)	General Fund	221.76
2026-03-16	JP MORGAN CHASE BANK, N.A. PROCUREMENT	00595815	PC0226CRCP	AMAZON.COM*C68727J4 (Purchase)	General Fund	166.02
2026-03-16	JP MORGAN CHASE BANK, N.A. PROCUREMENT	00595815	PC0226CRCP	AMAZON.COM*C22764OL (Purchase)	General Fund	9.82
2026-03-16	JP MORGAN CHASE BANK, N.A. PROCUREMENT	00595815	PC0226CRCP	AMAZON MKTPL (Purchase)	General Fund	73.82
2026-03-16	JP MORGAN CHASE BANK, N.A. PROCUREMENT	00595815	PC0226CRCP	AMAZON MKTPL (Purchase)	General Fund	172.36
2026-03-16	JP MORGAN CHASE BANK, N.A. PROCUREMENT	00595815	PC0226CRCP	AMAZON.COM*D82C73DO (Purchase)	General Fund	75.10
2026-03-16	JP MORGAN CHASE BANK, N.A. PROCUREMENT	00595815	PC0226CRCP	AMAZON.COM*046L102A (Purchase)	General Fund	111.60
2026-03-16	JP MORGAN CHASE BANK, N.A. PROCUREMENT	00595815	PC0226CRCP	AMAZON MKTPL (Purchase)	General Fund	148.92
2026-03-16	JP MORGAN CHASE BANK, N.A. PROCUREMENT	00595815	PC0226CRCP	AMAZON.COM*L23YG1KP (Purchase)	General Fund	39.30
2026-03-16	JP MORGAN CHASE BANK, N.A. PROCUREMENT	00595815	PC0226CRCP	AMAZON MKTPL (Purchase)	General Fund	70.10
2026-03-16	JP MORGAN CHASE BANK, N.A. PROCUREMENT	00595815	PC0226CRCP	AMAZON.COM*6V10F1TG (Purchase)	General Fund	49.94

Payment Date	Vendor Name	Voucher No.	Invoice No.	Description	Fund Code	Amount Paid
2026-03-16	JP MORGAN CHASE BANK, N.A. PROCUREMENT	00595815	PC0226CRCP	AMAZON MKTPLACE PMTS (Credit)	General Fund	-104.26
2026-03-16	JP MORGAN CHASE BANK, N.A. PROCUREMENT	00595815	PC0226CRCP	AMAZON MKTPL (Purchase)	General Fund	21.80
2026-03-16	JP MORGAN CHASE BANK, N.A. PROCUREMENT	00595815	PC0226CRCP	AMAZON MKTPL (Purchase)	General Fund	229.04
2026-03-16	JP MORGAN CHASE BANK, N.A. PROCUREMENT	00595815	PC0226CRCP	AMAZON MKTPLACE PMTS (Credit)	General Fund	-13.08
2026-03-16	JP MORGAN CHASE BANK, N.A. PROCUREMENT	00595815	PC0226CRCP	AMAZON MKTPL (Purchase)	General Fund	235.68
2026-03-16	JP MORGAN CHASE BANK, N.A. PROCUREMENT	00595815	PC0226CRCP	AMAZON MKTPL (Purchase)	General Fund	43.40
2026-03-16	JP MORGAN CHASE BANK, N.A. PROCUREMENT	00595815	PC0226CRCP	AMAZON MKTPLACE PMTS (Credit)	General Fund	-25.09
2026-03-16	JP MORGAN CHASE BANK, N.A. PROCUREMENT	00595815	PC0226CRCP	AMAZON MKTPL (Purchase)	General Fund	305.22
2026-03-16	JP MORGAN CHASE BANK, N.A. PROCUREMENT	00595815	PC0226CRCP	AMAZON MKTPL (Purchase)	General Fund	20.84
2026-03-16	JP MORGAN CHASE BANK, N.A. PROCUREMENT	00595815	PC0226CRCP	AMAZON MKTPL (Purchase)	General Fund	92.88
2026-03-16	JP MORGAN CHASE BANK, N.A. PROCUREMENT	00595815	PC0226CRCP	AMAZON MKTPL (Purchase)	General Fund	525.79
2026-03-16	JP MORGAN CHASE BANK, N.A. PROCUREMENT	00595815	PC0226CRCP	AMAZON MKTPL (Purchase)	General Fund	523.76
2026-03-16	JP MORGAN CHASE BANK, N.A. PROCUREMENT	00595815	PC0226CRCP	AMAZON MKTPLACE PMTS (Credit)	General Fund	-135.30
2026-03-16	JP MORGAN CHASE BANK, N.A. PROCUREMENT	00595815	PC0226CRCP	THE HOME DEPOT 064 (Purchase)	General Fund	110.78
2026-03-16	JP MORGAN CHASE BANK, N.A. PROCUREMENT	00595815	PC0226CRCP	AMAZON MKTPL (Purchase)	General Fund	140.16
2026-03-16	JP MORGAN CHASE BANK, N.A. PROCUREMENT	00595815	PC0226CRCP	AMAZON MKTPL (Purchase)	General Fund	32.70
2026-03-16	JP MORGAN CHASE BANK, N.A. PROCUREMENT	00595815	PC0226CRCP	AMAZON MKTPL (Purchase)	General Fund	72.01
2026-03-16	JP MORGAN CHASE BANK, N.A.	00595815	PC0226CRCP	AMAZON MKTPL (Purchase)	General Fund	1,116.19

Payment Date	Vendor Name	Voucher No.	Invoice No.	Description	Fund Code	Amount Paid
	PROCUREMENT					
2026-03-16	JP MORGAN CHASE BANK, N.A. PROCUREMENT	00595815	PC0226CRCP	AMAZON MKTPL (Purchase)	General Fund	57.72
2026-03-16	JP MORGAN CHASE BANK, N.A. PROCUREMENT	00595815	PC0226CRCP	AMAZON MKTPL (Purchase)	General Fund	927.76
2026-03-16	JP MORGAN CHASE BANK, N.A. PROCUREMENT	00595815	PC0226CRCP	AMAZON MKTPL (Purchase)	General Fund	50.19
2026-03-16	JP MORGAN CHASE BANK, N.A. PROCUREMENT	00595815	PC0226CRCP	AMAZON MKTPL (Purchase)	General Fund	113.00
2026-03-16	JP MORGAN CHASE BANK, N.A. PROCUREMENT	00595815	PC0226CRCP	AMAZON.COM*AF0NY8D1 (Purchase)	General Fund	288.73
2026-03-16	JP MORGAN CHASE BANK, N.A. PROCUREMENT	00595815	PC0226CRCP	AMAZON MKTPLACE PMTS (Credit)	General Fund	-32.45
2026-03-16	JP MORGAN CHASE BANK, N.A. PROCUREMENT	00595815	PC0226CRCP	AMAZON MKTPL (Purchase)	General Fund	71.51
2026-03-16	JP MORGAN CHASE BANK, N.A. PROCUREMENT	00595815	PC0226CRCP	AMAZON MKTPL (Purchase)	General Fund	129.66
2026-03-16	JP MORGAN CHASE BANK, N.A. PROCUREMENT	00595815	PC0226CRCP	AMAZON MKTPLACE PMTS (Credit)	General Fund	-49.10
2026-03-16	JP MORGAN CHASE BANK, N.A. PROCUREMENT	00595815	PC0226CRCP	AMAZON MKTPLACE PMTS (Credit)	General Fund	-30.50
2026-03-16	JP MORGAN CHASE BANK, N.A. PROCUREMENT	00595815	PC0226CRCP	AMAZON MKTPLACE PMTS (Credit)	General Fund	-70.92
2026-03-16	JP MORGAN CHASE BANK, N.A. PROCUREMENT	00595815	PC0226CRCP	AMAZON MKTPL (Purchase)	General Fund	226.92
2026-03-16	JP MORGAN CHASE BANK, N.A. PROCUREMENT	00595815	PC0226CRCP	AMAZON MKTPL (Purchase)	General Fund	120.02
2026-03-16	JP MORGAN CHASE BANK, N.A. PROCUREMENT	00595815	PC0226CRCP	AMAZON MKTPL (Purchase)	General Fund	152.63
2026-03-16	JP MORGAN CHASE BANK, N.A. PROCUREMENT	00595815	PC0226CRCP	CUSTOMINK LLC (Purchase)	General Fund	1,049.84
2026-03-16	JP MORGAN CHASE BANK, N.A. PROCUREMENT	00595815	PC0226CRCP	AMAZON MKTPL (Purchase)	General Fund	20.61
2026-03-16	JP MORGAN CHASE BANK, N.A. PROCUREMENT	00595815	PC0226CRCP	AMAZON MKTPLACE PMTS (Credit)	General Fund	-48.00

Payment Date	Vendor Name	Voucher No.	Invoice No.	Description	Fund Code	Amount Paid
2026-03-16	JP MORGAN CHASE BANK, N.A. PROCUREMENT	00595815	PC0226CRCP	IN *ARCADIA GRAPHIX (Purchase)	General Fund	330.00
2026-03-16	JP MORGAN CHASE BANK, N.A. PROCUREMENT	00595815	PC0226CRCP	AMAZON MKTPL (Purchase)	General Fund	170.02
2026-03-16	JP MORGAN CHASE BANK, N.A. PROCUREMENT	00595815	PC0226CRCP	AMAZON MKTPL (Purchase)	General Fund	8.57
2026-03-16	JP MORGAN CHASE BANK, N.A. PROCUREMENT	00595815	PC0226CRCP	AMAZON MKTPL (Purchase)	General Fund	75.72
2026-03-16	JP MORGAN CHASE BANK, N.A. PROCUREMENT	00595815	PC0226CRCP	CONCORD THEATRICALS (Purchase)	General Fund	4.35
2026-03-16	JP MORGAN CHASE BANK, N.A. PROCUREMENT	00595815	PC0226CRCP	AMAZON MKTPL (Purchase)	General Fund	27.11
2026-03-16	JP MORGAN CHASE BANK, N.A. PROCUREMENT	00595815	PC0226CRCP	AMAZON MKTPL (Purchase)	General Fund	84.49
2026-03-16	JP MORGAN CHASE BANK, N.A. PROCUREMENT	00595815	PC0226CRCP	AMAZON MKTPL (Purchase)	General Fund	41.73
2026-03-16	JP MORGAN CHASE BANK, N.A. PROCUREMENT	00595815	PC0226CRCP	AMAZON.COM*B977P9TZ (Purchase)	General Fund	23.24
2026-03-16	JP MORGAN CHASE BANK, N.A. PROCUREMENT	00595815	PC0226CRCP	SAVERS - 1191 (Purchase)	General Fund	376.61
2026-03-16	JP MORGAN CHASE BANK, N.A. PROCUREMENT	00595815	PC0226CRCP	AMAZON MKTPL (Purchase)	General Fund	56.02
2026-03-16	JP MORGAN CHASE BANK, N.A. PROCUREMENT	00595815	PC0226CRCP	AMAZON MKTPL (Purchase)	General Fund	22.89
2026-03-16	JP MORGAN CHASE BANK, N.A. PROCUREMENT	00595815	PC0226CRCP	AMAZON MKTPL (Purchase)	General Fund	45.37
2026-03-16	JP MORGAN CHASE BANK, N.A. PROCUREMENT	00595815	PC0226CRCP	AMAZON MKTPL (Purchase)	General Fund	39.36
2026-03-16	JP MORGAN CHASE BANK, N.A. PROCUREMENT	00595815	PC0226CRCP	AMAZON.COM (Credit)	General Fund	-9.82
2026-03-16	JP MORGAN CHASE BANK, N.A. PROCUREMENT	00595815	PC0226CRCP	THE HOME DEPOT 064 (Purchase)	General Fund	383.07
2026-03-16	JP MORGAN CHASE BANK, N.A. PROCUREMENT	00595815	PC0226CRCP	AMAZON MKTPL (Purchase)	General Fund	14.21
2026-03-16	JP MORGAN CHASE BANK, N.A.	00595815	PC0226CRCP	AMAZON MKTPL (Purchase)	General Fund	573.11

Payment Date	Vendor Name	Voucher No.	Invoice No.	Description	Fund Code	Amount Paid
	PROCUREMENT					
2026-03-16	JP MORGAN CHASE BANK, N.A. PROCUREMENT	00595815	PC0226CRCP	AMAZON MKTPL (Purchase)	General Fund	84.16
2026-03-16	JP MORGAN CHASE BANK, N.A. PROCUREMENT	00595815	PC0226CRCP	AMAZON.COM*O68Y01HX (Purchase)	General Fund	109.28
2026-03-16	JP MORGAN CHASE BANK, N.A. PROCUREMENT	00595815	PC0226CRCP	AMAZON MKTPL (Purchase)	General Fund	183.62
2026-03-16	JP MORGAN CHASE BANK, N.A. PROCUREMENT	00595808	PC0226FIRE	DD *CRUST-FRESHSOUR (Purchase)	General Fund	78.09
2026-03-16	JP MORGAN CHASE BANK, N.A. PROCUREMENT	00595815	PC0226CRCP	SMART AND FINAL 448 (Purchase)	General Fund	6.18
2026-03-16	JP MORGAN CHASE BANK, N.A. PROCUREMENT	00595808	PC0226FIRE	DD *LOPEZTAQUERIA (Purchase)	General Fund	29.50
2026-03-16	JP MORGAN CHASE BANK, N.A. PROCUREMENT	00595808	PC0226FIRE	FOOD AT*JASMINE THA (Purchase)	General Fund	81.83
2026-03-16	JP MORGAN CHASE BANK, N.A. PROCUREMENT	00595808	PC0226FIRE	TST*MISSION CITY GR (Purchase)	General Fund	54.24
2026-03-16	JP MORGAN CHASE BANK, N.A. PROCUREMENT	00595808	PC0226FIRE	TST*ATHENA GRILL (Purchase)	General Fund	62.64
2026-03-16	JP MORGAN CHASE BANK, N.A. PROCUREMENT	00595808	PC0226FIRE	DD *POKEPOKEFISHBAR (Purchase)	General Fund	54.24
2026-03-16	JP MORGAN CHASE BANK, N.A. PROCUREMENT	00595815	PC0226CRCP	AMAZON MKTPLACE PMTS (Credit)	General Fund	-51.84
2026-03-16	JP MORGAN CHASE BANK, N.A. PROCUREMENT	00595815	PC0226CRCP	MLB*SF GIANTS I (Purchase)	General Fund	200.00
2026-03-16	JP MORGAN CHASE BANK, N.A. PROCUREMENT	00595815	PC0226CRCP	COSTCO WHSE 0129 (Purchase)	General Fund	96.11
2026-03-16	JP MORGAN CHASE BANK, N.A. PROCUREMENT	00595815	PC0226CRCP	SMART AND FINAL 448 (Purchase)	General Fund	193.30
2026-03-16	JP MORGAN CHASE BANK, N.A. PROCUREMENT	00595815	PC0226CRCP	SMART AND FINAL 448 (Credit)	General Fund	-49.21
2026-03-16	JP MORGAN CHASE BANK, N.A. PROCUREMENT	00595815	PC0226CRCP	SQ *CITY OF SAUSALI (Purchase)	General Fund	15.00
2026-03-16	JP MORGAN CHASE BANK, N.A. PROCUREMENT	00595797	PC0226ATTY	CALIFORNIA LAWYERS (Purchase)	General Fund	495.00

Payment Date	Vendor Name	Voucher No.	Invoice No.	Description	Fund Code	Amount Paid
2026-03-16	JP MORGAN CHASE BANK, N.A. PROCUREMENT	00595797	PC0226ATTY	SCCBA* INV-9239 (Purchase)	General Fund	202.50
2026-03-16	JP MORGAN CHASE BANK, N.A. PROCUREMENT	00595797	PC0226ATTY	SOUTHWEST (Purchase)	General Fund	238.80
2026-03-16	JP MORGAN CHASE BANK, N.A. PROCUREMENT	00595797	PC0226ATTY	AMAZON MKTPL (Purchase)	General Fund	190.50
2026-03-16	JP MORGAN CHASE BANK, N.A. PROCUREMENT	00595797	PC0226ATTY	LEAGUE OF CALIFORNI (Purchase)	General Fund	675.00
2026-03-16	JP MORGAN CHASE BANK, N.A. PROCUREMENT	00595797	PC0226ATTY	LEAGUE OF CALIFORNI (Purchase)	General Fund	675.00
2026-03-16	JP MORGAN CHASE BANK, N.A. PROCUREMENT	00595797	PC0226ATTY	LEAGUE OF CALIFORNI (Purchase)	General Fund	675.00
2026-03-16	JP MORGAN CHASE BANK, N.A. PROCUREMENT	00595797	PC0226ATTY	LEAGUE OF CALIFORNI (Purchase)	General Fund	675.00
2026-03-16	JP MORGAN CHASE BANK, N.A. PROCUREMENT	00595797	PC0226ATTY	LEAGUE OF CALIFORNI (Purchase)	General Fund	675.00
2026-03-16	JP MORGAN CHASE BANK, N.A. PROCUREMENT	00595797	PC0226ATTY	LAWLINE / FURTHERED (Purchase)	General Fund	299.00
2026-03-16	JP MORGAN CHASE BANK, N.A. PROCUREMENT	00595798	PC0226MNGR	AMAZON MKTPL (Purchase)	General Fund	31.72
2026-03-16	JP MORGAN CHASE BANK, N.A. PROCUREMENT	00595798	PC0226MNGR	CHICK-FIL-A 03876 (Purchase)	General Fund	640.32
2026-03-16	JP MORGAN CHASE BANK, N.A. PROCUREMENT	00595798	PC0226MNGR	SPO*WORLDWRAPPSSANT (Purchase)	General Fund	1,770.05
2026-03-16	JP MORGAN CHASE BANK, N.A. PROCUREMENT	00595798	PC0226MNGR	ERIKS DELICAFE (Purchase)	General Fund	1,635.96
2026-03-16	JP MORGAN CHASE BANK, N.A. PROCUREMENT	00595797	PC0226ATTY	JAMES PUBLISHING (Purchase)	General Fund	197.00
2026-03-16	JP MORGAN CHASE BANK, N.A. PROCUREMENT	00595797	PC0226ATTY	ONELEGAL CCSALE0806 (Purchase)	General Fund	18.58
2026-03-16	JP MORGAN CHASE BANK, N.A. PROCUREMENT	00595797	PC0226ATTY	ONELEGAL CCSALE0806 (Purchase)	General Fund	18.58
2026-03-16	JP MORGAN CHASE BANK, N.A. PROCUREMENT	00595797	PC0226ATTY	HOTEL ABREGA (Purchase)	General Fund	865.23
2026-03-16	JP MORGAN CHASE BANK, N.A.	00595797	PC0226ATTY	LEAGUE OF CALIFORNI (Purchase)	General Fund	675.00

Payment Date	Vendor Name	Voucher No.	Invoice No.	Description	Fund Code	Amount Paid
	PROCUREMENT					
2026-03-16	JP MORGAN CHASE BANK, N.A. PROCUREMENT	00595798	PC0226MNGR	WWW.CAFERO* CAFE RO (Purchase)	General Fund	1,863.47
2026-03-16	JP MORGAN CHASE BANK, N.A. PROCUREMENT	00595798	PC0226MNGR	SPO*WORLDWRAPPSSANT (Purchase)	General Fund	393.25
2026-03-16	JP MORGAN CHASE BANK, N.A. PROCUREMENT	00595798	PC0226MNGR	PIZZA MY HEART (Purchase)	General Fund	1,592.66
2026-03-16	JP MORGAN CHASE BANK, N.A. PROCUREMENT	00595798	PC0226MNGR	PIZZA MY HEART (Purchase)	General Fund	1,590.20
2026-03-16	JP MORGAN CHASE BANK, N.A. PROCUREMENT	00595798	PC0226MNGR	CALIFORNIAPIZZAKITC (Purchase)	General Fund	794.19
2026-03-16	JP MORGAN CHASE BANK, N.A. PROCUREMENT	00595798	PC0226MNGR	WWW.CAFERO* CAFE RO (Purchase)	General Fund	1,838.86
2026-03-16	JP MORGAN CHASE BANK, N.A. PROCUREMENT	00595798	PC0226MNGR	PX* IKES - SANTA CL (Purchase)	General Fund	1,207.46
2026-03-16	JP MORGAN CHASE BANK, N.A. PROCUREMENT	00595798	PC0226MNGR	SQ *NICK THE GREEK (Purchase)	General Fund	860.70
2026-03-16	JP MORGAN CHASE BANK, N.A. PROCUREMENT	00595798	PC0226MNGR	AMAZON MKTPL (Purchase)	General Fund	143.64
2026-03-16	JP MORGAN CHASE BANK, N.A. PROCUREMENT	00595798	PC0226MNGR	TOGO S - SANTA CLAR (Purchase)	General Fund	1,507.73
2026-03-16	JP MORGAN CHASE BANK, N.A. PROCUREMENT	00595798	PC0226MNGR	COSTCO WHSE 0129 (Purchase)	General Fund	523.03
2026-03-16	JP MORGAN CHASE BANK, N.A. PROCUREMENT	00595798	PC0226MNGR	TARGET.COM (Purchase)	S.C.Stadium Authority Ops	109.11
2026-03-16	JP MORGAN CHASE BANK, N.A. PROCUREMENT	00595798	PC0226MNGR	REMARKABLE (Purchase)	General Fund	2.99
2026-03-16	JP MORGAN CHASE BANK, N.A. PROCUREMENT	00595798	PC0226MNGR	CUSTOMINK LLC (Purchase)	General Fund	4,158.19
2026-03-16	JP MORGAN CHASE BANK, N.A. PROCUREMENT	00595798	PC0226MNGR	CUSTOMINK LLC (Purchase)	General Fund	3,165.19
2026-03-16	JP MORGAN CHASE BANK, N.A. PROCUREMENT	00595798	PC0226MNGR	AMAZON MKTPL (Purchase)	General Fund	65.62
2026-03-16	JP MORGAN CHASE BANK, N.A. PROCUREMENT	00595798	PC0226MNGR	AMAZON MKTPL (Purchase)	General Fund	26.16

Payment Date	Vendor Name	Voucher No.	Invoice No.	Description	Fund Code	Amount Paid
2026-03-16	JP MORGAN CHASE BANK, N.A. PROCUREMENT	00595798	PC0226MNGR	AMAZON MKTPL (Purchase)	General Fund	81.82
2026-03-16	JP MORGAN CHASE BANK, N.A. PROCUREMENT	00595798	PC0226MNGR	CHIPOTLE ONLINE (Purchase)	General Fund	816.50
2026-03-16	JP MORGAN CHASE BANK, N.A. PROCUREMENT	00595798	PC0226MNGR	UNITED AIRLINES (Purchase)	General Fund	513.49
2026-03-16	JP MORGAN CHASE BANK, N.A. PROCUREMENT	00595798	PC0226MNGR	CUSTOMINK LLC (Credit)	General Fund	-382.50
2026-03-16	JP MORGAN CHASE BANK, N.A. PROCUREMENT	00595798	PC0226MNGR	THE MERITAGE RESORT (Purchase)	General Fund	597.26
2026-03-16	JP MORGAN CHASE BANK, N.A. PROCUREMENT	00595798	PC0226MNGR	TST*SUMIYA (Purchase)	General Fund	194.48
2026-03-16	JP MORGAN CHASE BANK, N.A. PROCUREMENT	00595798	PC0226MNGR	THE ATHLETIC (Purchase)	S.C.Stadium Authority Ops	7.99
2026-03-16	JP MORGAN CHASE BANK, N.A. PROCUREMENT	00595798	PC0226MNGR	STAPLES 00107 (Purchase)	General Fund	38.27
2026-03-16	JP MORGAN CHASE BANK, N.A. PROCUREMENT	00595798	PC0226MNGR	MARRIOTT MARQUIS WA (Purchase)	General Fund	1,214.01
2026-03-16	JP MORGAN CHASE BANK, N.A. PROCUREMENT	00595798	PC0226MNGR	COSTCO WHSE 0848 (Purchase)	General Fund	616.70
2026-03-16	JP MORGAN CHASE BANK, N.A. PROCUREMENT	00595798	PC0226MNGR	SQ *SANTA CLARA COU (Purchase)	General Fund	119.10
2026-03-16	JP MORGAN CHASE BANK, N.A. PROCUREMENT	00595798	PC0226MNGR	AMAZON MKTPL (Purchase)	General Fund	147.30
2026-03-16	JP MORGAN CHASE BANK, N.A. PROCUREMENT	00595798	PC0226MNGR	SPI*DIRECTV SERVICE (Purchase)	General Fund	149.99
2026-03-16	JP MORGAN CHASE BANK, N.A. PROCUREMENT	00595798	PC0226MNGR	SAFEWAY 0763 (Purchase)	General Fund	49.19
2026-03-16	JP MORGAN CHASE BANK, N.A. PROCUREMENT	00595798	PC0226MNGR	VISTAPRINT (Purchase)	General Fund	2,363.10
2026-03-16	JP MORGAN CHASE BANK, N.A. PROCUREMENT	00595798	PC0226MNGR	SP WIZARDPINS.COM (Purchase)	General Fund	3,410.18
2026-03-16	JP MORGAN CHASE BANK, N.A. PROCUREMENT	00595798	PC0226MNGR	BG CONCEPTS (Purchase)	General Fund	2,729.45
2026-03-16	JP MORGAN CHASE BANK, N.A.	00595798	PC0226MNGR	VISTAPRINT (Credit)	General Fund	-207.33

Payment Date	Vendor Name	Voucher No.	Invoice No.	Description	Fund Code	Amount Paid
	PROCUREMENT					
2026-03-16	JP MORGAN CHASE BANK, N.A. PROCUREMENT	00595798	PC0226MNGR	DD *DOORDASH NICKTH (Purchase)	General Fund	46.08
2026-03-16	JP MORGAN CHASE BANK, N.A. PROCUREMENT	00595798	PC0226MNGR	TERIYAKIMADNESS (Purchase)	General Fund	609.82
2026-03-16	JP MORGAN CHASE BANK, N.A. PROCUREMENT	00595798	PC0226MNGR	SP WIZARDPINS.COM (Purchase)	General Fund	847.92
2026-03-16	JP MORGAN CHASE BANK, N.A. PROCUREMENT	00595798	PC0226MNGR	YNP VALLEY LODGE LO (Purchase)	General Fund	358.88
2026-03-16	JP MORGAN CHASE BANK, N.A. PROCUREMENT	00595798	PC0226MNGR	FASTRAK VIOLATION C (Purchase)	General Fund	8.50
2026-03-16	JP MORGAN CHASE BANK, N.A. PROCUREMENT	00595798	PC0226MNGR	MARRIOTT MARQUIS WA (Purchase)	General Fund	1,214.01
2026-03-16	JP MORGAN CHASE BANK, N.A. PROCUREMENT	00595798	PC0226MNGR	SJ MERCURY NEWS CIR (Purchase)	General Fund	18.00
2026-03-16	JP MORGAN CHASE BANK, N.A. PROCUREMENT	00595798	PC0226MNGR	AMERICAN AIRLINES (Credit)	General Fund	-485.30
2026-03-16	JP MORGAN CHASE BANK, N.A. PROCUREMENT	00595798	PC0226MNGR	AMERICAN AIRLINES (Credit)	General Fund	-35.00
2026-03-16	JP MORGAN CHASE BANK, N.A. PROCUREMENT	00595815	PC0226CRCP	ALPINE AWARDS (Purchase)	General Fund	169.10
2026-03-16	JP MORGAN CHASE BANK, N.A. PROCUREMENT	00595815	PC0226CRCP	A WISH COME TRUE (Purchase)	General Fund	2,173.66
2026-03-16	JP MORGAN CHASE BANK, N.A. PROCUREMENT	00595815	PC0226CRCP	REVDANCE.TENTH HOUS (Purchase)	General Fund	4,312.57
2026-03-16	JP MORGAN CHASE BANK, N.A. PROCUREMENT	00595815	PC0226CRCP	REVDANCE.TENTH HOUS (Purchase)	General Fund	1,515.64
2026-03-16	JP MORGAN CHASE BANK, N.A. PROCUREMENT	00595815	PC0226CRCP	ALPINE AWARDS (Purchase)	General Fund	169.10
2026-03-16	JP MORGAN CHASE BANK, N.A. PROCUREMENT	00595815	PC0226CRCP	AMAZON MKTPL (Purchase)	General Fund	37.28
2026-03-16	JP MORGAN CHASE BANK, N.A. PROCUREMENT	00595815	PC0226CRCP	MEHRON INC (Purchase)	General Fund	886.15
2026-03-16	JP MORGAN CHASE BANK, N.A. PROCUREMENT	00595815	PC0226CRCP	ACT*ACTIVE CREDIT C (Purchase)	General Fund	2,000.00

Payment Date	Vendor Name	Voucher No.	Invoice No.	Description	Fund Code	Amount Paid
2026-03-16	JP MORGAN CHASE BANK, N.A. PROCUREMENT	00595815	PC0226CRCP	AMAZON MKTPL (Purchase)	General Fund	21.18
2026-03-16	JP MORGAN CHASE BANK, N.A. PROCUREMENT	00595815	PC0226CRCP	A WISH COME TRUE (Purchase)	General Fund	4,775.23
2026-03-16	JP MORGAN CHASE BANK, N.A. PROCUREMENT	00595815	PC0226CRCP	A WISH COME TRUE (Purchase)	General Fund	2,841.63
2026-03-16	JP MORGAN CHASE BANK, N.A. PROCUREMENT	00595815	PC0226CRCP	GROSH BACKDROPS D (Purchase)	General Fund	300.00
2026-03-16	JP MORGAN CHASE BANK, N.A. PROCUREMENT	00595815	PC0226CRCP	WEISSMAN'S THEATRIC (Purchase)	General Fund	2,615.34
2026-03-16	JP MORGAN CHASE BANK, N.A. PROCUREMENT	00595815	PC0226CRCP	REVDANCE.TENTH HOUS (Purchase)	General Fund	161.67
2026-03-16	JP MORGAN CHASE BANK, N.A. PROCUREMENT	00595815	PC0226CRCP	A WISH COME TRUE (Purchase)	General Fund	1,266.82
2026-03-16	JP MORGAN CHASE BANK, N.A. PROCUREMENT	00595815	PC0226CRCP	REVDANCE.TENTH HOUS (Purchase)	General Fund	762.78
2026-03-16	JP MORGAN CHASE BANK, N.A. PROCUREMENT	00595815	PC0226CRCP	WEISSMAN'S THEATRIC (Purchase)	General Fund	1,143.79
2026-03-16	JP MORGAN CHASE BANK, N.A. PROCUREMENT	00595815	PC0226CRCP	WEISSMAN'S THEATRIC (Purchase)	General Fund	588.83
2026-03-16	JP MORGAN CHASE BANK, N.A. PROCUREMENT	00595815	PC0226CRCP	A WISH COME TRUE (Purchase)	General Fund	567.92
2026-03-16	JP MORGAN CHASE BANK, N.A. PROCUREMENT	00595815	PC0226CRCP	AMERICAN RED CROSS (Purchase)	General Fund	30.00
2026-03-16	JP MORGAN CHASE BANK, N.A. PROCUREMENT	00595815	PC0226CRCP	AMERICAN RED CROSS (Purchase)	General Fund	480.00
2026-03-16	JP MORGAN CHASE BANK, N.A. PROCUREMENT	00595815	PC0226CRCP	AMAZON MKTPL (Purchase)	General Fund	247.28
2026-03-16	JP MORGAN CHASE BANK, N.A. PROCUREMENT	00595815	PC0226CRCP	MICRO CENTER 195 (Purchase)	General Fund	54.55
2026-03-16	JP MORGAN CHASE BANK, N.A. PROCUREMENT	00595815	PC0226CRCP	A WISH COME TRUE (Purchase)	General Fund	209.96
2026-03-16	JP MORGAN CHASE BANK, N.A. PROCUREMENT	00595815	PC0226CRCP	AMERICAN RED CROSS (Purchase)	General Fund	528.00
2026-03-16	JP MORGAN CHASE BANK, N.A.	00595815	PC0226CRCP	AMERICAN RED CROSS (Purchase)	General Fund	240.00

Payment Date	Vendor Name	Voucher No.	Invoice No.	Description	Fund Code	Amount Paid
	PROCUREMENT					
2026-03-16	JP MORGAN CHASE BANK, N.A. PROCUREMENT	00595815	PC0226CRCP	GETSLING.COM (Purchase)	General Fund	59.72
2026-03-16	JP MORGAN CHASE BANK, N.A. PROCUREMENT	00595815	PC0226CRCP	SHINE DRY CLEANING (Purchase)	General Fund	1,057.00
2026-03-16	JP MORGAN CHASE BANK, N.A. PROCUREMENT	00595815	PC0226CRCP	AMAZON MKTPL (Purchase)	General Fund	108.80
2026-03-16	JP MORGAN CHASE BANK, N.A. PROCUREMENT	00595815	PC0226CRCP	IN *THORNTON FAMILY (Purchase)	General Fund	653.19
2026-03-16	JP MORGAN CHASE BANK, N.A. PROCUREMENT	00595815	PC0226CRCP	SMART AND FINAL 448 (Purchase)	General Fund	15.62
2026-03-16	JP MORGAN CHASE BANK, N.A. PROCUREMENT	00595815	PC0226CRCP	COSTCO DELIVERY 84 (Purchase)	General Fund	512.74
2026-03-16	JP MORGAN CHASE BANK, N.A. PROCUREMENT	00595815	PC0226CRCP	COSTCO WHSE 0129 (Purchase)	General Fund	90.30
2026-03-16	JP MORGAN CHASE BANK, N.A. PROCUREMENT	00595815	PC0226CRCP	AMAZON MKTPL (Purchase)	General Fund	46.91
2026-03-16	JP MORGAN CHASE BANK, N.A. PROCUREMENT	00595815	PC0226CRCP	AMAZON MKTPL (Purchase)	General Fund	51.28
2026-03-16	JP MORGAN CHASE BANK, N.A. PROCUREMENT	00595815	PC0226CRCP	SAFEWAY.COM 0700 (Purchase)	General Fund	35.04
2026-03-16	JP MORGAN CHASE BANK, N.A. PROCUREMENT	00595815	PC0226CRCP	COSTCO DELIVERY 84 (Purchase)	General Fund	134.54
2026-03-16	JP MORGAN CHASE BANK, N.A. PROCUREMENT	00595815	PC0226CRCP	AMAZON MKTPL (Purchase)	General Fund	71.69
2026-03-16	JP MORGAN CHASE BANK, N.A. PROCUREMENT	00595815	PC0226CRCP	AMAZON MKTPL (Purchase)	General Fund	31.62
2026-03-16	JP MORGAN CHASE BANK, N.A. PROCUREMENT	00595815	PC0226CRCP	AMAZON.COM*HJ9SU5K7 (Purchase)	General Fund	64.71
2026-03-16	JP MORGAN CHASE BANK, N.A. PROCUREMENT	00595815	PC0226CRCP	SMART AND FINAL 448 (Purchase)	General Fund	12.00
2026-03-16	JP MORGAN CHASE BANK, N.A. PROCUREMENT	00595815	PC0226CRCP	AMAZON MKTPL (Purchase)	General Fund	55.96
2026-03-16	JP MORGAN CHASE BANK, N.A. PROCUREMENT	00595815	PC0226CRCP	SAFEWAY.COM 0700 (Purchase)	General Fund	25.42

Payment Date	Vendor Name	Voucher No.	Invoice No.	Description	Fund Code	Amount Paid
2026-03-16	JP MORGAN CHASE BANK, N.A. PROCUREMENT	00595815	PC0226CRCP	SAFEWAY 0700 (Purchase)	General Fund	6.99
2026-03-16	JP MORGAN CHASE BANK, N.A. PROCUREMENT	00595815	PC0226CRCP	SAFEWAY 0700 (Purchase)	General Fund	34.23
2026-03-16	JP MORGAN CHASE BANK, N.A. PROCUREMENT	00595815	PC0226CRCP	SMART AND FINAL 448 (Purchase)	General Fund	252.16
2026-03-16	JP MORGAN CHASE BANK, N.A. PROCUREMENT	00595815	PC0226CRCP	SAFEWAY.COM 0700 (Purchase)	General Fund	17.92
2026-03-16	JP MORGAN CHASE BANK, N.A. PROCUREMENT	00595815	PC0226CRCP	THE HOME DEPOT 630 (Purchase)	General Fund	106.05
2026-03-16	JP MORGAN CHASE BANK, N.A. PROCUREMENT	00595815	PC0226CRCP	THE HOME DEPOT 630 (Purchase)	General Fund	179.93
2026-03-16	JP MORGAN CHASE BANK, N.A. PROCUREMENT	00595815	PC0226CRCP	SMART AND FINAL 448 (Purchase)	General Fund	35.21
2026-03-16	JP MORGAN CHASE BANK, N.A. PROCUREMENT	00595815	PC0226CRCP	COSTCO WHSE 0129 (Purchase)	General Fund	155.10
2026-03-16	JP MORGAN CHASE BANK, N.A. PROCUREMENT	00595815	PC0226CRCP	AMAZON MKTPL (Purchase)	General Fund	51.84
2026-03-16	JP MORGAN CHASE BANK, N.A. PROCUREMENT	00595815	PC0226CRCP	AMAZON MKTPL (Purchase)	General Fund	148.65
2026-03-16	JP MORGAN CHASE BANK, N.A. PROCUREMENT	00595815	PC0226CRCP	BAY AREA GLASS INST (Purchase)	General Fund	1,355.50
2026-03-16	JP MORGAN CHASE BANK, N.A. PROCUREMENT	00595815	PC0226CRCP	AMAZON.COM*ZC5RQ758 (Purchase)	General Fund	48.33
2026-03-16	JP MORGAN CHASE BANK, N.A. PROCUREMENT	00595815	PC0226CRCP	SQ *CUCINA BAMBINI (Purchase)	General Fund	255.00
2026-03-16	JP MORGAN CHASE BANK, N.A. PROCUREMENT	00595815	PC0226CRCP	AMAZON MKTPL (Purchase)	General Fund	28.86
2026-03-16	JP MORGAN CHASE BANK, N.A. PROCUREMENT	00595815	PC0226CRCP	PRINTPPS.COM PAPER (Purchase)	General Fund	152.15
2026-03-16	JP MORGAN CHASE BANK, N.A. PROCUREMENT	00595815	PC0226CRCP	WILLIAMS CUTLERY AN (Purchase)	General Fund	308.57
2026-03-16	JP MORGAN CHASE BANK, N.A. PROCUREMENT	00595815	PC0226CRCP	COSTCO WHSE 0129 (Purchase)	General Fund	29.95
2026-03-16	JP MORGAN CHASE BANK, N.A.	00595815	PC0226CRCP	COSTCO WHSE 0129 (Purchase)	General Fund	28.98

Payment Date	Vendor Name	Voucher No.	Invoice No.	Description	Fund Code	Amount Paid
	PROCUREMENT					
2026-03-16	JP MORGAN CHASE BANK, N.A. PROCUREMENT	00595815	PC0226CRCP	RETEVIS (Purchase)	General Fund	43.99
2026-03-16	JP MORGAN CHASE BANK, N.A. PROCUREMENT	00595815	PC0226CRCP	TARGET 00028 (Purchase)	General Fund	95.92
2026-03-16	JP MORGAN CHASE BANK, N.A. PROCUREMENT	00595815	PC0226CRCP	AMAZON.COM*OM0JT3IV (Purchase)	General Fund	25.52
2026-03-16	JP MORGAN CHASE BANK, N.A. PROCUREMENT	00595816	PC0226STRT	THE HOME DEPOT 063 (Purchase)	General Fund	57.81
2026-03-16	JP MORGAN CHASE BANK, N.A. PROCUREMENT	00595816	PC0226STRT	INTERNATIONAL MUNIC (Purchase)	General Fund	510.00
2026-03-16	JP MORGAN CHASE BANK, N.A. PROCUREMENT	00595816	PC0226STRT	CERTUS FUSION TRAIN (Purchase)	General Fund	251.10
2026-03-16	JP MORGAN CHASE BANK, N.A. PROCUREMENT	00595816	PC0226STRT	INTERNATIONAL MUNIC (Purchase)	General Fund	100.00
2026-03-16	JP MORGAN CHASE BANK, N.A. PROCUREMENT	00595816	PC0226STRT	AMAZON.COM*EW6CW9YT (Purchase)	General Fund	174.63
2026-03-16	JP MORGAN CHASE BANK, N.A. PROCUREMENT	00595816	PC0226STRT	SIGNS DIRECT INC (Purchase)	General Fund	373.22
2026-03-16	JP MORGAN CHASE BANK, N.A. PROCUREMENT	00595816	PC0226STRT	HALL SIGNS (Purchase)	General Fund	1,281.60
2026-03-16	JP MORGAN CHASE BANK, N.A. PROCUREMENT	00595816	PC0226STRT	AMAZON MKTPL (Purchase)	General Fund	180.02
2026-03-16	JP MORGAN CHASE BANK, N.A. PROCUREMENT	00595816	PC0226STRT	AMAZON MKTPL (Purchase)	General Fund	10.90
2026-03-16	JP MORGAN CHASE BANK, N.A. PROCUREMENT	00595816	PC0226STRT	SENIORES PIZZA (Purchase)	General Fund	93.02
2026-03-16	JP MORGAN CHASE BANK, N.A. PROCUREMENT	00595816	PC0226STRT	THE HOME DEPOT 063 (Purchase)	General Fund	32.72
2026-03-16	JP MORGAN CHASE BANK, N.A. PROCUREMENT	00595816	PC0226STRT	THE HOME DEPOT 063 (Purchase)	General Fund	82.55
2026-03-16	JP MORGAN CHASE BANK, N.A. PROCUREMENT	00595816	PC0226STRT	LOWES 02211 (Purchase)	General Fund	584.95
2026-03-16	JP MORGAN CHASE BANK, N.A. PROCUREMENT	00595816	PC0226STRT	THE HOME DEPOT 064 (Purchase)	General Fund	115.52

Payment Date	Vendor Name	Voucher No.	Invoice No.	Description	Fund Code	Amount Paid
2026-03-16	JP MORGAN CHASE BANK, N.A. PROCUREMENT	00595816	PC0226STRT	THE HOME DEPOT 630 (Purchase)	General Fund	816.26
2026-03-16	JP MORGAN CHASE BANK, N.A. PROCUREMENT	00595816	PC0226STRT	STAPLES 00107 (Purchase)	General Fund	168.93
2026-03-16	JP MORGAN CHASE BANK, N.A. PROCUREMENT	00595816	PC0226STRT	THE HOME DEPOT 630 (Purchase)	General Fund	314.27
2026-03-16	JP MORGAN CHASE BANK, N.A. PROCUREMENT	00595816	PC0226STRT	AMAZON MKTPL (Purchase)	General Fund	404.33
2026-03-16	JP MORGAN CHASE BANK, N.A. PROCUREMENT	00595816	PC0226STRT	HARBOR FREIGHT TOOL (Purchase)	General Fund	52.85
2026-03-16	JP MORGAN CHASE BANK, N.A. PROCUREMENT	00595816	PC0226STRT	THE HOME DEPOT 630 (Purchase)	General Fund	222.26
2026-03-16	JP MORGAN CHASE BANK, N.A. PROCUREMENT	00595816	PC0226STRT	THE HOME DEPOT 063 (Purchase)	General Fund	202.94
2026-03-16	JP MORGAN CHASE BANK, N.A. PROCUREMENT	00595816	PC0226STRT	AMAZON.COM*B99L24D7 (Purchase)	General Fund	538.63
2026-03-16	JP MORGAN CHASE BANK, N.A. PROCUREMENT	00595816	PC0226STRT	AMAZON.COM*B92CY795 (Purchase)	General Fund	43.22
2026-03-16	JP MORGAN CHASE BANK, N.A. PROCUREMENT	00595816	PC0226STRT	THE HOME DEPOT 063 (Purchase)	General Fund	79.60
2026-03-16	JP MORGAN CHASE BANK, N.A. PROCUREMENT	00595816	PC0226STRT	NATIONAL STORMWATER (Purchase)	General Fund	100.00
2026-03-16	JP MORGAN CHASE BANK, N.A. PROCUREMENT	00595816	PC0226STRT	THE HOME DEPOT 063 (Purchase)	General Fund	173.90
2026-03-16	JP MORGAN CHASE BANK, N.A. PROCUREMENT	00595816	PC0226STRT	SQ *PI-SQUARED ENVI (Purchase)	General Fund	250.00
2026-03-16	JP MORGAN CHASE BANK, N.A. PROCUREMENT	00595816	PC0226STRT	ISA (Purchase)	General Fund	520.95
2026-03-16	JP MORGAN CHASE BANK, N.A. PROCUREMENT	00595816	PC0226STRT	THE HOME DEPOT 063 (Purchase)	General Fund	16.17
2026-03-16	JP MORGAN CHASE BANK, N.A. PROCUREMENT	00595816	PC0226STRT	NATIONAL STORMWATER (Purchase)	General Fund	100.00
2026-03-16	JP MORGAN CHASE BANK, N.A. PROCUREMENT	00595816	PC0226STRT	AMAZON MKTPL (Purchase)	General Fund	17.43
2026-03-16	JP MORGAN CHASE BANK, N.A.	00595816	PC0226STRT	AMAZON MKTPL (Purchase)	General Fund	10.79

Payment Date	Vendor Name	Voucher No.	Invoice No.	Description	Fund Code	Amount Paid
	PROCUREMENT					
2026-03-16	JP MORGAN CHASE BANK, N.A. PROCUREMENT	00595816	PC0226STRT	AMAZON MKTPL (Purchase)	General Fund	11.77
2026-03-16	JP MORGAN CHASE BANK, N.A. PROCUREMENT	00595816	PC0226STRT	CA DEPT PEST REGS L (Purchase)	General Fund	435.00
2026-03-16	JP MORGAN CHASE BANK, N.A. PROCUREMENT	00595816	PC0226STRT	AMAZON MKTPL (Purchase)	General Fund	103.64
2026-03-16	JP MORGAN CHASE BANK, N.A. PROCUREMENT	00595816	PC0226STRT	AMAZON MKTPL (Purchase)	General Fund	208.40
2026-03-16	JP MORGAN CHASE BANK, N.A. PROCUREMENT	00595816	PC0226STRT	AMAZON MKTPL (Purchase)	General Fund	1,003.20
2026-03-16	JP MORGAN CHASE BANK, N.A. PROCUREMENT	00595816	PC0226STRT	AMAZON MKTPL (Purchase)	General Fund	364.81
2026-03-16	JP MORGAN CHASE BANK, N.A. PROCUREMENT	00595814	PC0226POLC	DD *DOORDASH WESTCO (Purchase)	General Fund	24.48
2026-03-16	JP MORGAN CHASE BANK, N.A. PROCUREMENT	00595814	PC0226POLC	AMAZON MKTPL (Purchase)	General Fund	59.51
2026-03-16	JP MORGAN CHASE BANK, N.A. PROCUREMENT	00595814	PC0226POLC	CONEXWEST (Purchase)	General Fund	217.16
2026-03-16	JP MORGAN CHASE BANK, N.A. PROCUREMENT	00595814	PC0226POLC	DD *DOORDASH RISEWO (Purchase)	General Fund	230.93
2026-03-16	JP MORGAN CHASE BANK, N.A. PROCUREMENT	00595814	PC0226POLC	DD *DOORDASH RISEWO (Purchase)	General Fund	163.61
2026-03-16	JP MORGAN CHASE BANK, N.A. PROCUREMENT	00595814	PC0226POLC	DD *DOORDASH CRUST- (Purchase)	General Fund	141.03
2026-03-16	JP MORGAN CHASE BANK, N.A. PROCUREMENT	00595814	PC0226POLC	DD *DOORDASH PIZZAA (Purchase)	General Fund	129.58
2026-03-16	JP MORGAN CHASE BANK, N.A. PROCUREMENT	00595814	PC0226POLC	MEDICAL PRIORITY CO (Purchase)	General Fund	440.00
2026-03-16	JP MORGAN CHASE BANK, N.A. PROCUREMENT	00595814	PC0226POLC	DD *DOORDASH IKESLO (Purchase)	General Fund	119.36
2026-03-16	JP MORGAN CHASE BANK, N.A. PROCUREMENT	00595814	PC0226POLC	DD *DOORDASH BJSRES (Purchase)	General Fund	130.81
2026-03-16	JP MORGAN CHASE BANK, N.A. PROCUREMENT	00595814	PC0226POLC	DD *DOORDASH WORLDW (Purchase)	General Fund	104.44

Payment Date	Vendor Name	Voucher No.	Invoice No.	Description	Fund Code	Amount Paid
2026-03-16	JP MORGAN CHASE BANK, N.A. PROCUREMENT	00595814	PC0226POLC	DD *DOORDASH KOJAKI (Purchase)	General Fund	90.36
2026-03-16	JP MORGAN CHASE BANK, N.A. PROCUREMENT	00595814	PC0226POLC	MEDICAL PRIORITY CO (Purchase)	General Fund	440.00
2026-03-16	JP MORGAN CHASE BANK, N.A. PROCUREMENT	00595814	PC0226POLC	DD *DOORDASH MENDOC (Purchase)	General Fund	55.23
2026-03-16	JP MORGAN CHASE BANK, N.A. PROCUREMENT	00595814	PC0226POLC	DD *DOORDASH MENDOC (Purchase)	General Fund	118.91
2026-03-16	JP MORGAN CHASE BANK, N.A. PROCUREMENT	00595814	PC0226POLC	DD *DOORDASH THECHE (Purchase)	General Fund	221.43
2026-03-16	JP MORGAN CHASE BANK, N.A. PROCUREMENT	00595814	PC0226POLC	DD *DOORDASH DOUGHZ (Purchase)	General Fund	141.94
2026-03-16	JP MORGAN CHASE BANK, N.A. PROCUREMENT	00595814	PC0226POLC	SP SHG - STARKEY HE (Purchase)	General Fund	204.84
2026-03-16	JP MORGAN CHASE BANK, N.A. PROCUREMENT	00595814	PC0226POLC	DD *DOORDASH HOMEEA (Purchase)	General Fund	174.08
2026-03-16	JP MORGAN CHASE BANK, N.A. PROCUREMENT	00595814	PC0226POLC	CONEXWEST (Purchase)	General Fund	217.16
2026-03-16	JP MORGAN CHASE BANK, N.A. PROCUREMENT	00595814	PC0226POLC	UNITED AIRLINES (Purchase)	General Fund	40.00
2026-03-16	JP MORGAN CHASE BANK, N.A. PROCUREMENT	00595814	PC0226POLC	AMAZON MKTPL (Purchase)	General Fund	19.94
2026-03-16	JP MORGAN CHASE BANK, N.A. PROCUREMENT	00595814	PC0226POLC	DD *DOORDASH IKESLO (Purchase)	General Fund	110.30
2026-03-16	JP MORGAN CHASE BANK, N.A. PROCUREMENT	00595814	PC0226POLC	AMAZON MKTPL (Purchase)	General Fund	20.72
2026-03-16	JP MORGAN CHASE BANK, N.A. PROCUREMENT	00595814	PC0226POLC	CYCLE GEAR 10 (Purchase)	General Fund	77.09
2026-03-16	JP MORGAN CHASE BANK, N.A. PROCUREMENT	00595814	PC0226POLC	SQ *SPECTRUM CANINE (Purchase)	General Fund	3,200.00
2026-03-16	JP MORGAN CHASE BANK, N.A. PROCUREMENT	00595814	PC0226POLC	PACKTRACK (Purchase)	General Fund	140.00
2026-03-16	JP MORGAN CHASE BANK, N.A. PROCUREMENT	00595814	PC0226POLC	PACKTRACK (Purchase)	General Fund	140.00
2026-03-16	JP MORGAN CHASE BANK, N.A.	00595814	PC0226POLC	LS SUMMIT UNIFORMS (Purchase)	General Fund	15.31

Payment Date	Vendor Name	Voucher No.	Invoice No.	Description	Fund Code	Amount Paid
	PROCUREMENT					
2026-03-16	JP MORGAN CHASE BANK, N.A. PROCUREMENT	00595814	PC0226POLC	LS SUMMIT UNIFORMS (Purchase)	General Fund	122.50
2026-03-16	JP MORGAN CHASE BANK, N.A. PROCUREMENT	00595814	PC0226POLC	AMAZON MKTPL (Purchase)	General Fund	43.62
2026-03-16	JP MORGAN CHASE BANK, N.A. PROCUREMENT	00595814	PC0226POLC	AMAZON MKTPL (Purchase)	General Fund	39.60
2026-03-16	JP MORGAN CHASE BANK, N.A. PROCUREMENT	00595814	PC0226POLC	THE HOME DEPOT 630 (Purchase)	General Fund	73.94
2026-03-16	JP MORGAN CHASE BANK, N.A. PROCUREMENT	00595814	PC0226POLC	STARLINK INTERNET (Purchase)	General Fund	65.00
2026-03-16	JP MORGAN CHASE BANK, N.A. PROCUREMENT	00595814	PC0226POLC	FEDEX (Purchase)	General Fund	103.47
2026-03-16	JP MORGAN CHASE BANK, N.A. PROCUREMENT	00595814	PC0226POLC	AMAZON MKTPL (Purchase)	General Fund	65.43
2026-03-16	JP MORGAN CHASE BANK, N.A. PROCUREMENT	00595814	PC0226POLC	AMAZON MKTPL (Purchase)	General Fund	171.36
2026-03-16	JP MORGAN CHASE BANK, N.A. PROCUREMENT	00595814	PC0226POLC	AMAZON MKTPL (Purchase)	General Fund	10.89
2026-03-16	JP MORGAN CHASE BANK, N.A. PROCUREMENT	00595814	PC0226POLC	EXPRESSWAY (Purchase)	General Fund	55.76
2026-03-16	JP MORGAN CHASE BANK, N.A. PROCUREMENT	00595814	PC0226POLC	AMAZON MKTPL (Purchase)	General Fund	213.86
2026-03-16	JP MORGAN CHASE BANK, N.A. PROCUREMENT	00595814	PC0226POLC	AMAZON MKTPL (Purchase)	General Fund	218.91
2026-03-16	JP MORGAN CHASE BANK, N.A. PROCUREMENT	00595814	PC0226POLC	AMAZON MKTPL (Purchase)	General Fund	174.52
2026-03-16	JP MORGAN CHASE BANK, N.A. PROCUREMENT	00595814	PC0226POLC	SAFEWAY FUEL2856 (Purchase)	General Fund	51.97
2026-03-16	JP MORGAN CHASE BANK, N.A. PROCUREMENT	00595814	PC0226POLC	OPENAI *CHATGPT SUB (Purchase)	General Fund	60.00
2026-03-16	JP MORGAN CHASE BANK, N.A. PROCUREMENT	00595814	PC0226POLC	TARGET 00028 (Purchase)	General Fund	240.30
2026-03-16	JP MORGAN CHASE BANK, N.A. PROCUREMENT	00595814	PC0226POLC	TARGET 00020 (Purchase)	General Fund	64.60

Payment Date	Vendor Name	Voucher No.	Invoice No.	Description	Fund Code	Amount Paid
2026-03-16	JP MORGAN CHASE BANK, N.A. PROCUREMENT	00595814	PC0226POLC	COSTCO WHSE 0129 (Purchase)	General Fund	119.39
2026-03-16	JP MORGAN CHASE BANK, N.A. PROCUREMENT	00595814	PC0226POLC	THE HOME DEPOT 063 (Purchase)	General Fund	16.35
2026-03-16	JP MORGAN CHASE BANK, N.A. PROCUREMENT	00595814	PC0226POLC	COSTCO WHSE 0129 (Purchase)	General Fund	299.30
2026-03-16	JP MORGAN CHASE BANK, N.A. PROCUREMENT	00595814	PC0226POLC	CAFE ROSALENA (Purchase)	General Fund	364.38
2026-03-16	JP MORGAN CHASE BANK, N.A. PROCUREMENT	00595814	PC0226POLC	ROADWAY STEEL (Purchase)	General Fund	842.99
2026-03-16	JP MORGAN CHASE BANK, N.A. PROCUREMENT	00595814	PC0226POLC	STARBUCKS STORE 056 (Purchase)	General Fund	44.00
2026-03-16	JP MORGAN CHASE BANK, N.A. PROCUREMENT	00595814	PC0226POLC	COSTCO WHSE 0129 (Purchase)	General Fund	143.01
2026-03-16	JP MORGAN CHASE BANK, N.A. PROCUREMENT	00595814	PC0226POLC	CALIFORNIA ASSOCIAT (Purchase)	General Fund	15.00
2026-03-16	JP MORGAN CHASE BANK, N.A. PROCUREMENT	00595814	PC0226POLC	AARDVARK (Purchase)	General Fund	19.91
2026-03-16	JP MORGAN CHASE BANK, N.A. PROCUREMENT	00595814	PC0226POLC	AARDVARK (Credit)	General Fund	-3.82
2026-03-16	JP MORGAN CHASE BANK, N.A. PROCUREMENT	00595814	PC0226POLC	THE HOME DEPOT 063 (Purchase)	General Fund	32.02
2026-03-16	JP MORGAN CHASE BANK, N.A. PROCUREMENT	00595814	PC0226POLC	TARGET 00028 (Purchase)	General Fund	190.95
2026-03-16	JP MORGAN CHASE BANK, N.A. PROCUREMENT	00595814	PC0226POLC	AMAZON MKTPL (Purchase)	General Fund	34.90
2026-03-16	JP MORGAN CHASE BANK, N.A. PROCUREMENT	00595814	PC0226POLC	THE HOME DEPOT 063 (Purchase)	General Fund	52.89
2026-03-16	JP MORGAN CHASE BANK, N.A. PROCUREMENT	00595814	PC0226POLC	CALIFORNIA ASSOCIAT (Purchase)	General Fund	15.00
2026-03-16	JP MORGAN CHASE BANK, N.A. PROCUREMENT	00595815	PC0226CRCP	AMAZON MKTPL (Purchase)	General Fund	338.23
2026-03-16	JP MORGAN CHASE BANK, N.A. PROCUREMENT	00595814	PC0226POLC	THE HOME DEPOT 630 (Purchase)	General Fund	128.85
2026-03-16	JP MORGAN CHASE BANK, N.A.	00595815	PC0226CRCP	AMERICAN RED CROSS (Purchase)	General Fund	295.48

Payment Date	Vendor Name	Voucher No.	Invoice No.	Description	Fund Code	Amount Paid
	PROCUREMENT					
2026-03-16	JP MORGAN CHASE BANK, N.A. PROCUREMENT	00595815	PC0226CRCP	AMERICAN RED CROSS (Purchase)	General Fund	252.00
2026-03-16	JP MORGAN CHASE BANK, N.A. PROCUREMENT	00595815	PC0226CRCP	NATASHAS ATTIC (Purchase)	General Fund	388.68
2026-03-16	JP MORGAN CHASE BANK, N.A. PROCUREMENT	00595815	PC0226CRCP	NATASHAS ATTIC (Purchase)	General Fund	563.30
2026-03-16	JP MORGAN CHASE BANK, N.A. PROCUREMENT	00595815	PC0226CRCP	AMAZON MKTPL (Purchase)	General Fund	59.57
2026-03-16	JP MORGAN CHASE BANK, N.A. PROCUREMENT	00595815	PC0226CRCP	NATASHAS ATTIC (Credit)	General Fund	-174.62
2026-03-16	JP MORGAN CHASE BANK, N.A. PROCUREMENT	00595815	PC0226CRCP	AMAZON MKTPL (Purchase)	General Fund	305.14
2026-03-16	JP MORGAN CHASE BANK, N.A. PROCUREMENT	00595815	PC0226CRCP	OTC BRANDS (Purchase)	General Fund	198.19
2026-03-16	JP MORGAN CHASE BANK, N.A. PROCUREMENT	00595815	PC0226CRCP	AMAZON MKTPL (Purchase)	General Fund	29.45
2026-03-16	JP MORGAN CHASE BANK, N.A. PROCUREMENT	00595815	PC0226CRCP	NATASHAS ATTIC (Credit)	General Fund	-388.68
2026-03-16	JP MORGAN CHASE BANK, N.A. PROCUREMENT	00595815	PC0226CRCP	DAVE BUSTER'S IN (Purchase)	General Fund	564.82
2026-03-16	JP MORGAN CHASE BANK, N.A. PROCUREMENT	00595815	PC0226CRCP	DBC (Purchase)	General Fund	38.66
2026-03-16	JP MORGAN CHASE BANK, N.A. PROCUREMENT	00595815	PC0226CRCP	AMAZON.COM*FK8MC9YX (Purchase)	General Fund	99.71
2026-03-16	JP MORGAN CHASE BANK, N.A. PROCUREMENT	00595815	PC0226CRCP	4IMPRINT INC (Purchase)	General Fund	703.70
2026-03-16	JP MORGAN CHASE BANK, N.A. PROCUREMENT	00595815	PC0226CRCP	GOLFLANDPARKSWEB AZ (Purchase)	General Fund	350.00
2026-03-16	JP MORGAN CHASE BANK, N.A. PROCUREMENT	00595815	PC0226CRCP	SAFEWAY 0700 (Purchase)	General Fund	15.07
2026-03-16	JP MORGAN CHASE BANK, N.A. PROCUREMENT	00595815	PC0226CRCP	MT. EDEN FLORAL COM (Purchase)	General Fund	216.56
2026-03-16	JP MORGAN CHASE BANK, N.A. PROCUREMENT	00595815	PC0226CRCP	AMAZON MKTPL (Purchase)	General Fund	173.73

Payment Date	Vendor Name	Voucher No.	Invoice No.	Description	Fund Code	Amount Paid
2026-03-16	JP MORGAN CHASE BANK, N.A. PROCUREMENT	00595815	PC0226CRCP	IN *ARCADIA GRAPHIX (Purchase)	General Fund	162.00
2026-03-16	JP MORGAN CHASE BANK, N.A. PROCUREMENT	00595815	PC0226CRCP	CLAY PLANET (Purchase)	General Fund	18.55
2026-03-16	JP MORGAN CHASE BANK, N.A. PROCUREMENT	00595815	PC0226CRCP	CLAY PLANET (Purchase)	General Fund	303.75
2026-03-16	JP MORGAN CHASE BANK, N.A. PROCUREMENT	00595815	PC0226CRCP	FEDEX (Purchase)	General Fund	75.30
2026-03-16	JP MORGAN CHASE BANK, N.A. PROCUREMENT	00595815	PC0226CRCP	AMAZON MKTPL (Purchase)	General Fund	58.58
2026-03-16	JP MORGAN CHASE BANK, N.A. PROCUREMENT	00595815	PC0226CRCP	TARGET 00006 (Purchase)	General Fund	75.72
2026-03-16	JP MORGAN CHASE BANK, N.A. PROCUREMENT	00595815	PC0226CRCP	CANVA* I04789-55969 (Purchase)	General Fund	149.90
2026-03-16	JP MORGAN CHASE BANK, N.A. PROCUREMENT	00595815	PC0226CRCP	AMAZON MKTPL (Purchase)	General Fund	14.18
2026-03-16	JP MORGAN CHASE BANK, N.A. PROCUREMENT	00595815	PC0226CRCP	AMC 0447 MERCADO 20 (Purchase)	General Fund	30.00
2026-03-16	JP MORGAN CHASE BANK, N.A. PROCUREMENT	00595815	PC0226CRCP	FACEBK *WXPP4BHE82 (Purchase)	General Fund	5.44
2026-03-16	JP MORGAN CHASE BANK, N.A. PROCUREMENT	00595815	PC0226CRCP	FACEBK *MPAV2C5F82 (Purchase)	General Fund	67.00
2026-03-16	JP MORGAN CHASE BANK, N.A. PROCUREMENT	00595815	PC0226CRCP	DOLLAR TREE (Purchase)	General Fund	11.17
2026-03-16	JP MORGAN CHASE BANK, N.A. PROCUREMENT	00595815	PC0226CRCP	AMAZON MKTPL (Purchase)	General Fund	30.54
2026-03-16	JP MORGAN CHASE BANK, N.A. PROCUREMENT	00595815	PC0226CRCP	FACEBK *MF8D2DDE82 (Purchase)	General Fund	21.85
2026-03-16	JP MORGAN CHASE BANK, N.A. PROCUREMENT	00595815	PC0226CRCP	STICKERGIANT.COM LL (Purchase)	General Fund	537.99
2026-03-16	JP MORGAN CHASE BANK, N.A. PROCUREMENT	00595815	PC0226CRCP	AMAZON.COM*A78L33UP (Purchase)	General Fund	23.81
2026-03-16	JP MORGAN CHASE BANK, N.A. PROCUREMENT	00595815	PC0226CRCP	MT. EDEN FLORAL COM (Purchase)	General Fund	118.67
2026-03-16	JP MORGAN CHASE BANK, N.A.	00595815	PC0226CRCP	AMAZON MKTPL (Purchase)	General Fund	51.28

Payment Date	Vendor Name	Voucher No.	Invoice No.	Description	Fund Code	Amount Paid
	PROCUREMENT					
2026-03-16	JP MORGAN CHASE BANK, N.A. PROCUREMENT	00595815	PC0226CRCP	AMAZON.COM*B17P86IW (Purchase)	General Fund	13.42
2026-03-16	JP MORGAN CHASE BANK, N.A. PROCUREMENT	00595815	PC0226CRCP	AMAZON MKTPL (Purchase)	General Fund	26.16
2026-03-16	JP MORGAN CHASE BANK, N.A. PROCUREMENT	00595815	PC0226CRCP	AMAZON MKTPL (Purchase)	General Fund	29.44
2026-03-16	JP MORGAN CHASE BANK, N.A. PROCUREMENT	00595815	PC0226CRCP	AMAZON MKTPL (Purchase)	General Fund	56.54
2026-03-16	JP MORGAN CHASE BANK, N.A. PROCUREMENT	00595815	PC0226CRCP	AMAZON MKTPL (Purchase)	General Fund	32.73
2026-03-16	JP MORGAN CHASE BANK, N.A. PROCUREMENT	00595808	PC0226FIRE	SMART AND FINAL 448 (Purchase)	General Fund	17.48
2026-03-16	JP MORGAN CHASE BANK, N.A. PROCUREMENT	00595808	PC0226FIRE	UPS (Purchase)	General Fund	169.69
2026-03-16	JP MORGAN CHASE BANK, N.A. PROCUREMENT	00595808	PC0226FIRE	GRAINGER (Purchase)	General Fund	235.41
2026-03-16	JP MORGAN CHASE BANK, N.A. PROCUREMENT	00595808	PC0226FIRE	GRAMMARLY CO (Purchase)	General Fund	144.00
2026-03-16	JP MORGAN CHASE BANK, N.A. PROCUREMENT	00595808	PC0226FIRE	COSTCO WHSE 0129 (Purchase)	General Fund	234.50
2026-03-16	JP MORGAN CHASE BANK, N.A. PROCUREMENT	00595808	PC0226FIRE	NI GOVERNMENT (Purchase)	General Fund	92.90
2026-03-16	JP MORGAN CHASE BANK, N.A. PROCUREMENT	00595808	PC0226FIRE	SP TEAM WENDY (Purchase)	General Fund	521.74
2026-03-16	JP MORGAN CHASE BANK, N.A. PROCUREMENT	00595808	PC0226FIRE	AMAZON.COM*Y38XW6EX (Purchase)	General Fund	54.01
2026-03-16	JP MORGAN CHASE BANK, N.A. PROCUREMENT	00595808	PC0226FIRE	AMAZON MKTPL (Purchase)	General Fund	164.67
2026-03-16	JP MORGAN CHASE BANK, N.A. PROCUREMENT	00595808	PC0226FIRE	THOMAS SCIENTIFIC H (Purchase)	General Fund	90.52
2026-03-16	JP MORGAN CHASE BANK, N.A. PROCUREMENT	00595808	PC0226FIRE	ROCK N RESCUE (Purchase)	General Fund	74.00
2026-03-16	JP MORGAN CHASE BANK, N.A. PROCUREMENT	00595814	PC0226POLC	PAYPAL (Purchase)	General Fund	750.00

Payment Date	Vendor Name	Voucher No.	Invoice No.	Description	Fund Code	Amount Paid
2026-03-16	JP MORGAN CHASE BANK, N.A. PROCUREMENT	00595814	PC0226POLC	SOUTHWEST (Purchase)	General Fund	584.91
2026-03-16	JP MORGAN CHASE BANK, N.A. PROCUREMENT	00595814	PC0226POLC	SOUTHWEST (Purchase)	General Fund	366.80
2026-03-16	JP MORGAN CHASE BANK, N.A. PROCUREMENT	00595808	PC0226FIRE	SOUTHWEST (Purchase)	General Fund	288.80
2026-03-16	JP MORGAN CHASE BANK, N.A. PROCUREMENT	00595808	PC0226FIRE	PRIMO BRANDS/WATERS (Purchase)	General Fund	40.95
2026-03-16	JP MORGAN CHASE BANK, N.A. PROCUREMENT	00595808	PC0226FIRE	SPI*DIRECTV SERVICE (Purchase)	General Fund	47.74
2026-03-16	JP MORGAN CHASE BANK, N.A. PROCUREMENT	00595814	PC0226POLC	AXON WEEK 2026 (Purchase)	General Fund	899.00
2026-03-16	JP MORGAN CHASE BANK, N.A. PROCUREMENT	00595814	PC0226POLC	SQ *NATIONAL TACTIC (Purchase)	General Fund	724.00
2026-03-16	JP MORGAN CHASE BANK, N.A. PROCUREMENT	00595814	PC0226POLC	STAPLES 00107 (Purchase)	General Fund	53.56
2026-03-16	JP MORGAN CHASE BANK, N.A. PROCUREMENT	00595814	PC0226POLC	THE HOME DEPOT 063 (Purchase)	General Fund	42.38
2026-03-16	JP MORGAN CHASE BANK, N.A. PROCUREMENT	00595814	PC0226POLC	SQ *GRIDIRON TRAINI (Purchase)	General Fund	520.00
2026-03-16	JP MORGAN CHASE BANK, N.A. PROCUREMENT	00595814	PC0226POLC	PAYPAL (Purchase)	General Fund	750.00
2026-03-16	JP MORGAN CHASE BANK, N.A. PROCUREMENT	00595814	PC0226POLC	PAYPAL (Purchase)	General Fund	2,125.00
2026-03-16	JP MORGAN CHASE BANK, N.A. PROCUREMENT	00595814	PC0226POLC	THE HOME DEPOT 063 (Purchase)	General Fund	61.09
2026-03-16	JP MORGAN CHASE BANK, N.A. PROCUREMENT	00595814	PC0226POLC	THE HOME DEPOT 063 (Purchase)	General Fund	8.71
2026-03-16	JP MORGAN CHASE BANK, N.A. PROCUREMENT	00595814	PC0226POLC	COURTYARD BY MARRIO (Purchase)	General Fund	775.41
2026-03-16	JP MORGAN CHASE BANK, N.A. PROCUREMENT	00595814	PC0226POLC	SOUTHWEST (Purchase)	General Fund	436.39
2026-03-16	JP MORGAN CHASE BANK, N.A. PROCUREMENT	00595814	PC0226POLC	SQ *SPECTRUM CANINE (Purchase)	General Fund	1,000.00
2026-03-16	JP MORGAN CHASE BANK, N.A.	00595814	PC0226POLC	AMAZON MKTPL (Purchase)	General Fund	2,181.41

Payment Date	Vendor Name	Voucher No.	Invoice No.	Description	Fund Code	Amount Paid
	PROCUREMENT					
2026-03-16	JP MORGAN CHASE BANK, N.A. PROCUREMENT	00595814	PC0226POLC	AMAZON.COM*HR7ST1CS (Purchase)	General Fund	66.52
2026-03-16	JP MORGAN CHASE BANK, N.A. PROCUREMENT	00595814	PC0226POLC	COSTCO WHSE 0129 (Purchase)	General Fund	904.14
2026-03-16	JP MORGAN CHASE BANK, N.A. PROCUREMENT	00595814	PC0226POLC	AMAZON MKTPL (Purchase)	General Fund	40.39
2026-03-16	JP MORGAN CHASE BANK, N.A. PROCUREMENT	00595814	PC0226POLC	SQ *NATIONAL TACTIC (Purchase)	General Fund	319.00
2026-03-16	JP MORGAN CHASE BANK, N.A. PROCUREMENT	00595814	PC0226POLC	CHEWY.COM (Purchase)	General Fund	82.97
2026-03-16	JP MORGAN CHASE BANK, N.A. PROCUREMENT	00595814	PC0226POLC	COURTYARD ROSEVILLE (Purchase)	General Fund	488.58
2026-03-16	JP MORGAN CHASE BANK, N.A. PROCUREMENT	00595814	PC0226POLC	AMAZON MKTPL (Purchase)	General Fund	312.20
2026-03-16	JP MORGAN CHASE BANK, N.A. PROCUREMENT	00595814	PC0226POLC	AMAZON MKTPL (Purchase)	General Fund	138.29
2026-03-16	JP MORGAN CHASE BANK, N.A. PROCUREMENT	00595814	PC0226POLC	JOHNSON ASSOCIATES (Purchase)	General Fund	78.41
2026-03-16	JP MORGAN CHASE BANK, N.A. PROCUREMENT	00595814	PC0226POLC	THE HOME DEPOT 063 (Purchase)	General Fund	113.39
2026-03-16	JP MORGAN CHASE BANK, N.A. PROCUREMENT	00595814	PC0226POLC	CHEWY.COM (Purchase)	General Fund	77.04
2026-03-16	JP MORGAN CHASE BANK, N.A. PROCUREMENT	00595814	PC0226POLC	AMAZON MKTPL (Purchase)	General Fund	9.22
2026-03-16	JP MORGAN CHASE BANK, N.A. PROCUREMENT	00595814	PC0226POLC	AMAZON MKTPLACE PMTS (Credit)	General Fund	-870.80
2026-03-16	JP MORGAN CHASE BANK, N.A. PROCUREMENT	00595814	PC0226POLC	AMAZON MKTPLACE PMTS (Credit)	General Fund	-1,080.33
2026-03-16	JP MORGAN CHASE BANK, N.A. PROCUREMENT	00595814	PC0226POLC	THE HOME DEPOT 630 (Purchase)	General Fund	7.60
2026-03-16	JP MORGAN CHASE BANK, N.A. PROCUREMENT	00595814	PC0226POLC	AMAZON MKTPL (Purchase)	General Fund	39.16
2026-03-16	JP MORGAN CHASE BANK, N.A. PROCUREMENT	00595814	PC0226POLC	AMAZON MKTPL (Purchase)	General Fund	88.62

Payment Date	Vendor Name	Voucher No.	Invoice No.	Description	Fund Code	Amount Paid
2026-03-16	JP MORGAN CHASE BANK, N.A. PROCUREMENT	00595814	PC0226POLC	AMAZON MKTPLACE PMTS (Credit)	General Fund	-26.73
2026-03-16	JP MORGAN CHASE BANK, N.A. PROCUREMENT	00595814	PC0226POLC	LITTLE CAESARS 3316 (Purchase)	General Fund	100.31
2026-03-16	JP MORGAN CHASE BANK, N.A. PROCUREMENT	00595814	PC0226POLC	LITTLE CAESARS 3316 (Purchase)	General Fund	143.91
2026-03-16	JP MORGAN CHASE BANK, N.A. PROCUREMENT	00595814	PC0226POLC	LITTLE CAESARS 3316 (Purchase)	General Fund	143.91
2026-03-16	JP MORGAN CHASE BANK, N.A. PROCUREMENT	00595814	PC0226POLC	LITTLE CAESARS 3316 (Purchase)	General Fund	150.46
2026-03-16	JP MORGAN CHASE BANK, N.A. PROCUREMENT	00595814	PC0226POLC	CHEWY.COM (Purchase)	General Fund	82.97
2026-03-16	JP MORGAN CHASE BANK, N.A. PROCUREMENT	00595814	PC0226POLC	3LEVY@49ERS (Purchase)	General Fund	495.15
2026-03-16	JP MORGAN CHASE BANK, N.A. PROCUREMENT	00595814	PC0226POLC	3LEVY@49ERS (Purchase)	General Fund	756.62
2026-03-16	JP MORGAN CHASE BANK, N.A. PROCUREMENT	00595814	PC0226POLC	COMCAST / XFINITY (Purchase)	General Fund	36.37
2026-03-16	JP MORGAN CHASE BANK, N.A. PROCUREMENT	00595814	PC0226POLC	AMAZON MKTPLACE PMTS (Credit)	General Fund	-177.75
2026-03-16	JP MORGAN CHASE BANK, N.A. PROCUREMENT	00595814	PC0226POLC	SMART AND FINAL 448 (Purchase)	General Fund	102.40
2026-03-16	JP MORGAN CHASE BANK, N.A. PROCUREMENT	00595814	PC0226POLC	LITTLE CAESARS 3316 (Purchase)	General Fund	148.28
2026-03-16	JP MORGAN CHASE BANK, N.A. PROCUREMENT	00595814	PC0226POLC	TARGET 00028 (Purchase)	General Fund	6.55
2026-03-16	JP MORGAN CHASE BANK, N.A. PROCUREMENT	00595814	PC0226POLC	COSTCO WHSE 0129 (Purchase)	General Fund	134.68
2026-03-16	JP MORGAN CHASE BANK, N.A. PROCUREMENT	00595814	PC0226POLC	STARBUCKS STORE 034 (Purchase)	General Fund	792.00
2026-03-16	JP MORGAN CHASE BANK, N.A. PROCUREMENT	00595814	PC0226POLC	LITTLE CAESARS 3316 (Purchase)	General Fund	207.15
2026-03-16	JP MORGAN CHASE BANK, N.A. PROCUREMENT	00595814	PC0226POLC	SMART AND FINAL 448 (Purchase)	General Fund	23.98
2026-03-16	JP MORGAN CHASE BANK, N.A.	00595814	PC0226POLC	MOD PIZZA SANTA CLA (Purchase)	General Fund	15.38

Payment Date	Vendor Name	Voucher No.	Invoice No.	Description	Fund Code	Amount Paid
	PROCUREMENT					
2026-03-16	JP MORGAN CHASE BANK, N.A. PROCUREMENT	00595814	PC0226POLC	LITTLE CAESARS 3316 (Purchase)	General Fund	107.94
2026-03-16	JP MORGAN CHASE BANK, N.A. PROCUREMENT	00595814	PC0226POLC	LITTLE CAESARS 3316 (Purchase)	General Fund	95.94
2026-03-16	JP MORGAN CHASE BANK, N.A. PROCUREMENT	00595814	PC0226POLC	LITTLE CAESARS 3316 (Purchase)	General Fund	86.13
2026-03-16	JP MORGAN CHASE BANK, N.A. PROCUREMENT	00595814	PC0226POLC	AMAZON MKTPL (Purchase)	General Fund	78.54
2026-03-16	JP MORGAN CHASE BANK, N.A. PROCUREMENT	00595814	PC0226POLC	AMAZON MKTPL (Purchase)	General Fund	45.60
2026-03-16	JP MORGAN CHASE BANK, N.A. PROCUREMENT	00595814	PC0226POLC	SMART AND FINAL 448 (Purchase)	General Fund	145.90
2026-03-16	JP MORGAN CHASE BANK, N.A. PROCUREMENT	00595814	PC0226POLC	MOD PIZZA SANTA CLA (Purchase)	General Fund	15.38
2026-03-16	JP MORGAN CHASE BANK, N.A. PROCUREMENT	00595814	PC0226POLC	STARBUCKS STORE 056 (Purchase)	General Fund	130.00
2026-03-16	JP MORGAN CHASE BANK, N.A. PROCUREMENT	00595814	PC0226POLC	THOMSON WEST (Purchase)	General Fund	1,256.85
2026-03-16	JP MORGAN CHASE BANK, N.A. PROCUREMENT	00595814	PC0226POLC	ATT (Purchase)	General Fund	95.00
2026-03-16	JP MORGAN CHASE BANK, N.A. PROCUREMENT	00595814	PC0226POLC	ATT (Purchase)	General Fund	825.00
2026-03-16	JP MORGAN CHASE BANK, N.A. PROCUREMENT	00595814	PC0226POLC	AMAZON MKTPL (Purchase)	General Fund	108.45
2026-03-16	JP MORGAN CHASE BANK, N.A. PROCUREMENT	00595814	PC0226POLC	ATT (Purchase)	General Fund	875.00
2026-03-16	JP MORGAN CHASE BANK, N.A. PROCUREMENT	00595814	PC0226POLC	AMAZON MKTPL (Purchase)	General Fund	107.79
2026-03-16	JP MORGAN CHASE BANK, N.A. PROCUREMENT	00595814	PC0226POLC	AMAZON MKTPL (Purchase)	General Fund	55.62
2026-03-16	JP MORGAN CHASE BANK, N.A. PROCUREMENT	00595814	PC0226POLC	AMAZON.COM*B96FD9VO (Purchase)	General Fund	64.92
2026-03-16	JP MORGAN CHASE BANK, N.A. PROCUREMENT	00595814	PC0226POLC	ATT (Purchase)	General Fund	875.00

Payment Date	Vendor Name	Voucher No.	Invoice No.	Description	Fund Code	Amount Paid
2026-03-16	JP MORGAN CHASE BANK, N.A. PROCUREMENT	00595814	PC0226POLC	AMAZON.COM*4F9QH3N1 (Purchase)	General Fund	64.92
2026-03-16	JP MORGAN CHASE BANK, N.A. PROCUREMENT	00595814	PC0226POLC	AMAZON MKTPL (Purchase)	General Fund	50.79
2026-03-16	JP MORGAN CHASE BANK, N.A. PROCUREMENT	00595814	PC0226POLC	USPS PO 0569480201 (Purchase)	General Fund	31.20
2026-03-16	JP MORGAN CHASE BANK, N.A. PROCUREMENT	00595814	PC0226POLC	AMAZON MKTPL (Purchase)	General Fund	50.79
2026-03-16	JP MORGAN CHASE BANK, N.A. PROCUREMENT	00595814	PC0226POLC	AMAZON.COM (Credit)	General Fund	-64.92
2026-03-16	JP MORGAN CHASE BANK, N.A. PROCUREMENT	00595814	PC0226POLC	SUNSHINE CLEANERS (Purchase)	General Fund	19.76
2026-03-16	JP MORGAN CHASE BANK, N.A. PROCUREMENT	00595814	PC0226POLC	USPS PO 0569480201 (Purchase)	General Fund	78.00
2026-03-16	JP MORGAN CHASE BANK, N.A. PROCUREMENT	00595814	PC0226POLC	AMAZON.COM*3852Y4SM (Purchase)	General Fund	41.97
2026-03-16	JP MORGAN CHASE BANK, N.A. PROCUREMENT	00595814	PC0226POLC	AMAZON.COM*K72HD4D5 (Purchase)	General Fund	332.36
2026-03-16	JP MORGAN CHASE BANK, N.A. PROCUREMENT	00595814	PC0226POLC	ZOOM.COM 888-799-96 (Purchase)	General Fund	467.80
2026-03-16	JP MORGAN CHASE BANK, N.A. PROCUREMENT	00595814	PC0226POLC	AMAZON MKTPL (Purchase)	General Fund	248.78
2026-03-16	JP MORGAN CHASE BANK, N.A. PROCUREMENT	00595814	PC0226POLC	SAFEWAY 0763 (Purchase)	General Fund	37.33
2026-03-16	JP MORGAN CHASE BANK, N.A. PROCUREMENT	00595814	PC0226POLC	MENDOCINOFARMS (Purchase)	General Fund	115.83
2026-03-16	JP MORGAN CHASE BANK, N.A. PROCUREMENT	00595814	PC0226POLC	AMAZON MKTPL (Purchase)	General Fund	23.90
2026-03-16	JP MORGAN CHASE BANK, N.A. PROCUREMENT	00595814	PC0226POLC	AMAZON.COM*B98TF99S (Purchase)	General Fund	28.25
2026-03-16	JP MORGAN CHASE BANK, N.A. PROCUREMENT	00595814	PC0226POLC	AMAZON MKTPL (Purchase)	General Fund	19.93
2026-03-16	JP MORGAN CHASE BANK, N.A. PROCUREMENT	00595814	PC0226POLC	NENA (Purchase)	General Fund	300.00
2026-03-16	JP MORGAN CHASE BANK, N.A.	00595814	PC0226POLC	SP ARCANTENNA.COM (Purchase)	General Fund	128.52

Payment Date	Vendor Name	Voucher No.	Invoice No.	Description	Fund Code	Amount Paid
	PROCUREMENT					
2026-03-16	JP MORGAN CHASE BANK, N.A. PROCUREMENT	00595814	PC0226POLC	DD *DOORDASH LAZYDO (Purchase)	General Fund	112.56
2026-03-16	JP MORGAN CHASE BANK, N.A. PROCUREMENT	00595814	PC0226POLC	DD *DOORDASH DOUGHZ (Purchase)	General Fund	172.97
2026-03-16	JP MORGAN CHASE BANK, N.A. PROCUREMENT	00595814	PC0226POLC	NATIONAL ACADEMIES (Purchase)	General Fund	110.00
2026-03-16	JP MORGAN CHASE BANK, N.A. PROCUREMENT	00595814	PC0226POLC	DD *DOORDASH GOOPKI (Purchase)	General Fund	139.80
2026-03-16	JP MORGAN CHASE BANK, N.A. PROCUREMENT	00595806	PC0226FACL	THE HOME DEPOT 063 (Purchase)	General Fund	70.65
2026-03-16	JP MORGAN CHASE BANK, N.A. PROCUREMENT	00595806	PC0226FACL	SP TRUDOOR (Purchase)	General Fund	696.13
2026-03-16	JP MORGAN CHASE BANK, N.A. PROCUREMENT	00595806	PC0226FACL	AMAZON MKTPL (Purchase)	General Fund	36.16
2026-03-16	JP MORGAN CHASE BANK, N.A. PROCUREMENT	00595806	PC0226FACL	THE HOME DEPOT 063 (Purchase)	General Fund	19.95
2026-03-16	JP MORGAN CHASE BANK, N.A. PROCUREMENT	00595806	PC0226FACL	THE HOME DEPOT 063 (Purchase)	General Fund	25.05
2026-03-16	JP MORGAN CHASE BANK, N.A. PROCUREMENT	00595806	PC0226FACL	SP TRUDOOR (Purchase)	General Fund	475.84
2026-03-16	JP MORGAN CHASE BANK, N.A. PROCUREMENT	00595806	PC0226FACL	THE HOME DEPOT 0630 (Credit)	General Fund	-40.30
2026-03-16	JP MORGAN CHASE BANK, N.A. PROCUREMENT	00595806	PC0226FACL	THE HOME DEPOT 630 (Purchase)	General Fund	70.72
2026-03-16	JP MORGAN CHASE BANK, N.A. PROCUREMENT	00595806	PC0226FACL	THE HOME DEPOT 063 (Purchase)	General Fund	19.51
2026-03-16	JP MORGAN CHASE BANK, N.A. PROCUREMENT	00595806	PC0226FACL	STANDARD PLUMBING 9 (Purchase)	General Fund	85.80
2026-03-16	JP MORGAN CHASE BANK, N.A. PROCUREMENT	00595806	PC0226FACL	THE HOME DEPOT 630 (Purchase)	General Fund	15.70
2026-03-16	JP MORGAN CHASE BANK, N.A. PROCUREMENT	00595806	PC0226FACL	AA LOCK ALARM INC (Purchase)	General Fund	48.95
2026-03-16	JP MORGAN CHASE BANK, N.A. PROCUREMENT	00595806	PC0226FACL	AA LOCK ALARM INC (Purchase)	General Fund	56.66

Payment Date	Vendor Name	Voucher No.	Invoice No.	Description	Fund Code	Amount Paid
2026-03-16	JP MORGAN CHASE BANK, N.A. PROCUREMENT	00595806	PC0226FACL	THE HOME DEPOT 630 (Purchase)	General Fund	35.99
2026-03-16	JP MORGAN CHASE BANK, N.A. PROCUREMENT	00595806	PC0226FACL	THE HOME DEPOT 630 (Purchase)	General Fund	24.71
2026-03-16	JP MORGAN CHASE BANK, N.A. PROCUREMENT	00595806	PC0226FACL	THE HOME DEPOT 630 (Purchase)	General Fund	58.26
2026-03-16	JP MORGAN CHASE BANK, N.A. PROCUREMENT	00595806	PC0226FACL	AIR PRODUCTS GROUP (Purchase)	General Fund	188.72
2026-03-16	JP MORGAN CHASE BANK, N.A. PROCUREMENT	00595806	PC0226FACL	HARBOR FREIGHT TOOL (Purchase)	General Fund	8.15
2026-03-16	JP MORGAN CHASE BANK, N.A. PROCUREMENT	00595806	PC0226FACL	THE JONES COMPANY (Purchase)	General Fund	451.88
2026-03-16	JP MORGAN CHASE BANK, N.A. PROCUREMENT	00595807	PC0226FINC	USPS PO 0569480201 (Purchase)	General Fund	45.24
2026-03-16	JP MORGAN CHASE BANK, N.A. PROCUREMENT	00595807	PC0226FINC	GOVERNMENT FINANCE (Purchase)	General Fund	1,012.00
2026-03-16	JP MORGAN CHASE BANK, N.A. PROCUREMENT	00595807	PC0226FINC	CSMFO (Purchase)	General Fund	155.00
2026-03-16	JP MORGAN CHASE BANK, N.A. PROCUREMENT	00595806	PC0226FACL	SINCERE HOME DECOR (Purchase)	General Fund	242.21
2026-03-16	JP MORGAN CHASE BANK, N.A. PROCUREMENT	00595807	PC0226FINC	AMAZON.COM*B923O6Z1 (Purchase)	General Fund	54.01
2026-03-16	JP MORGAN CHASE BANK, N.A. PROCUREMENT	00595807	PC0226FINC	AMAZON MKTPL (Purchase)	General Fund	15.55
2026-03-16	JP MORGAN CHASE BANK, N.A. PROCUREMENT	00595807	PC0226FINC	AMAZON MKTPL (Purchase)	General Fund	169.32
2026-03-16	JP MORGAN CHASE BANK, N.A. PROCUREMENT	00595807	PC0226FINC	AMAZON MKTPL (Purchase)	General Fund	677.28
2026-03-16	JP MORGAN CHASE BANK, N.A. PROCUREMENT	00595807	PC0226FINC	AMAZON MKTPL (Purchase)	General Fund	57.90
2026-03-16	JP MORGAN CHASE BANK, N.A. PROCUREMENT	00595807	PC0226FINC	GOVERNMENT FINANCE (Purchase)	General Fund	1,100.00
2026-03-16	JP MORGAN CHASE BANK, N.A. PROCUREMENT	00595807	PC0226FINC	AGA (Purchase)	General Fund	630.00
2026-03-16	JP MORGAN CHASE BANK, N.A.	00595807	PC0226FINC	ALLIANCETRA (Purchase)	General Fund	109.00

Payment Date	Vendor Name	Voucher No.	Invoice No.	Description	Fund Code	Amount Paid
	PROCUREMENT					
2026-03-16	JP MORGAN CHASE BANK, N.A. PROCUREMENT	00595807	PC0226FINC	WOLTERS KLUWER/CCH/ (Purchase)	General Fund	76.00
2026-03-16	JP MORGAN CHASE BANK, N.A. PROCUREMENT	00595807	PC0226FINC	GOVERNMENT FINANCE (Purchase)	General Fund	1,750.00
2026-03-16	JP MORGAN CHASE BANK, N.A. PROCUREMENT	00595807	PC0226FINC	AMAZON MKTPL (Purchase)	General Fund	62.20
2026-03-16	JP MORGAN CHASE BANK, N.A. PROCUREMENT	00595807	PC0226FINC	AMAZON.COM*7R33S9ZD (Purchase)	General Fund	137.76
2026-03-16	JP MORGAN CHASE BANK, N.A. PROCUREMENT	00595807	PC0226FINC	SJ MERCURY NEWS CIR (Purchase)	General Fund	34.00
2026-03-16	JP MORGAN CHASE BANK, N.A. PROCUREMENT	00595807	PC0226FINC	SUPPLIES SHOPS (Purchase)	General Fund	258.34
2026-03-16	JP MORGAN CHASE BANK, N.A. PROCUREMENT	00595808	PC0226FIRE	SOUTHWEST (Purchase)	Fire CUPA program Fund	357.79
2026-03-16	JP MORGAN CHASE BANK, N.A. PROCUREMENT	00595808	PC0226FIRE	SOUTHWEST (Purchase)	Fire CUPA program Fund	535.58
2026-03-16	JP MORGAN CHASE BANK, N.A. PROCUREMENT	00595807	PC0226FINC	WOLTERS KLUWER/CCH/ (Purchase)	General Fund	76.00
2026-03-16	JP MORGAN CHASE BANK, N.A. PROCUREMENT	00595807	PC0226FINC	OFFICE RELIEF (Purchase)	General Fund	734.98
2026-03-16	JP MORGAN CHASE BANK, N.A. PROCUREMENT	00595807	PC0226FINC	IN *ALLIANCE TRAINI (Purchase)	General Fund	109.00
2026-03-16	JP MORGAN CHASE BANK, N.A. PROCUREMENT	00595807	PC0226FINC	ALLIANCETRA (Purchase)	General Fund	109.00
2026-03-16	JP MORGAN CHASE BANK, N.A. PROCUREMENT	00595808	PC0226FIRE	AMERICAN HEART SHOP (Purchase)	General Fund	72.25
2026-03-16	JP MORGAN CHASE BANK, N.A. PROCUREMENT	00595807	PC0226FINC	WOLTERS KLUWER/CCH/ (Purchase)	General Fund	76.00
2026-03-16	JP MORGAN CHASE BANK, N.A. PROCUREMENT	00595808	PC0226FIRE	AMAZON.COM*B96KY8AI (Purchase)	General Fund	82.92
2026-03-16	JP MORGAN CHASE BANK, N.A. PROCUREMENT	00595808	PC0226FIRE	AMAZON MKTPL (Purchase)	General Fund	240.06
2026-03-16	JP MORGAN CHASE BANK, N.A. PROCUREMENT	00595808	PC0226FIRE	INT'L CODE COUNCIL (Purchase)	General Fund	540.00

Payment Date	Vendor Name	Voucher No.	Invoice No.	Description	Fund Code	Amount Paid
2026-03-16	JP MORGAN CHASE BANK, N.A. PROCUREMENT	00595808	PC0226FIRE	SOUTHWEST (Purchase)	Fire CUPA program Fund	68.00
2026-03-16	JP MORGAN CHASE BANK, N.A. PROCUREMENT	00595808	PC0226FIRE	MEDWASTE MANAGEMENT (Purchase)	General Fund	109.00
2026-03-16	JP MORGAN CHASE BANK, N.A. PROCUREMENT	00595808	PC0226FIRE	AMAZON MKTPL (Purchase)	General Fund	31.09
2026-03-16	JP MORGAN CHASE BANK, N.A. PROCUREMENT	00595808	PC0226FIRE	AMAZON MKTPL (Purchase)	General Fund	17.61
2026-03-16	JP MORGAN CHASE BANK, N.A. PROCUREMENT	00595808	PC0226FIRE	USPS.COM CLICKNSHIP (Purchase)	General Fund	17.70
2026-03-16	JP MORGAN CHASE BANK, N.A. PROCUREMENT	00595808	PC0226FIRE	AMAZON MKTPL (Purchase)	General Fund	17.79
2026-03-16	JP MORGAN CHASE BANK, N.A. PROCUREMENT	00595808	PC0226FIRE	AMAZON MKTPL (Purchase)	General Fund	18.32
2026-03-16	JP MORGAN CHASE BANK, N.A. PROCUREMENT	00595808	PC0226FIRE	AIRGAS - WEST SURCH (Purchase)	General Fund	1,271.54
2026-03-16	JP MORGAN CHASE BANK, N.A. PROCUREMENT	00595808	PC0226FIRE	AMERICAN HEART SHOP (Purchase)	General Fund	49.35
2026-03-16	JP MORGAN CHASE BANK, N.A. PROCUREMENT	00595808	PC0226FIRE	MEDWASTE MANAGEMENT (Purchase)	General Fund	175.00
2026-03-16	JP MORGAN CHASE BANK, N.A. PROCUREMENT	00595808	PC0226FIRE	AMAZON MKTPL (Purchase)	General Fund	33.38
2026-03-16	JP MORGAN CHASE BANK, N.A. PROCUREMENT	00595808	PC0226FIRE	AMERICAN HEART SHOP (Purchase)	General Fund	42.65
2026-03-16	JP MORGAN CHASE BANK, N.A. PROCUREMENT	00595808	PC0226FIRE	AMERICAN HEART SHOP (Purchase)	General Fund	85.30
2026-03-16	JP MORGAN CHASE BANK, N.A. PROCUREMENT	00595808	PC0226FIRE	AMERICAN HEART SHOP (Purchase)	General Fund	42.65
2026-03-16	JP MORGAN CHASE BANK, N.A. PROCUREMENT	00595808	PC0226FIRE	MENDOCINOFARMSCATER (Purchase)	General Fund	326.10
2026-03-16	JP MORGAN CHASE BANK, N.A. PROCUREMENT	00595808	PC0226FIRE	MENDOCINOFARMSCATERIN (Credit)	General Fund	-326.10
2026-03-16	JP MORGAN CHASE BANK, N.A. PROCUREMENT	00595808	PC0226FIRE	COSTCO WHSE 0129 (Purchase)	General Fund	114.82
2026-03-16	JP MORGAN CHASE BANK, N.A.	00595808	PC0226FIRE	PANERA BREAD 20448 (Purchase)	General Fund	185.67

Payment Date	Vendor Name	Voucher No.	Invoice No.	Description	Fund Code	Amount Paid
	PROCUREMENT					
2026-03-16	JP MORGAN CHASE BANK, N.A. PROCUREMENT	00595808	PC0226FIRE	EB *CENTERING STUDE (Purchase)	General Fund	100.00
2026-03-16	JP MORGAN CHASE BANK, N.A. PROCUREMENT	00595808	PC0226FIRE	PY *SPORT DESIGN (Purchase)	General Fund	134.14
2026-03-16	JP MORGAN CHASE BANK, N.A. PROCUREMENT	00595808	PC0226FIRE	MENDOCINOFARMSCATER (Purchase)	General Fund	502.86
2026-03-16	JP MORGAN CHASE BANK, N.A. PROCUREMENT	00595808	PC0226FIRE	PY *SPORT DESIGN (Purchase)	General Fund	342.26
2026-03-16	JP MORGAN CHASE BANK, N.A. PROCUREMENT	00595808	PC0226FIRE	OPENAI *CHATGPT SUB (Purchase)	General Fund	20.00
2026-03-16	JP MORGAN CHASE BANK, N.A. PROCUREMENT	00595808	PC0226FIRE	RCP26.COM BADGES (Purchase)	General Fund	425.32
2026-03-16	JP MORGAN CHASE BANK, N.A. PROCUREMENT	00595808	PC0226FIRE	INFINITE PRODUCTS G (Purchase)	General Fund	558.87
2026-03-16	JP MORGAN CHASE BANK, N.A. PROCUREMENT	00595808	PC0226FIRE	PY *SPORT DESIGN (Purchase)	General Fund	137.18
2026-03-16	JP MORGAN CHASE BANK, N.A. PROCUREMENT	00595808	PC0226FIRE	INFINITE PRODUCTS GRO (Credit)	General Fund	-558.87
2026-03-16	JP MORGAN CHASE BANK, N.A. PROCUREMENT	00595808	PC0226FIRE	AMAZON.COM*AG26A0X4 (Purchase)	General Fund	397.19
2026-03-16	JP MORGAN CHASE BANK, N.A. PROCUREMENT	00595808	PC0226FIRE	SOCIETY OF FIRE PRO (Purchase)	General Fund	25.00
2026-03-16	JP MORGAN CHASE BANK, N.A. PROCUREMENT	00595808	PC0226FIRE	AMAZON MKTPL (Purchase)	General Fund	86.45
2026-03-16	JP MORGAN CHASE BANK, N.A. PROCUREMENT	00595808	PC0226FIRE	RCP26.COM BADGES (Credit)	General Fund	-425.32
2026-03-16	JP MORGAN CHASE BANK, N.A. PROCUREMENT	00595808	PC0226FIRE	TARGET 00028 (Purchase)	General Fund	162.20
2026-03-16	JP MORGAN CHASE BANK, N.A. PROCUREMENT	00595808	PC0226FIRE	ADOBE INC (Purchase)	General Fund	49.99
2026-03-16	JP MORGAN CHASE BANK, N.A. PROCUREMENT	00595808	PC0226FIRE	AMAZON.COM*YC8JT71E (Purchase)	General Fund	250.93
2026-03-16	JP MORGAN CHASE BANK, N.A. PROCUREMENT	00595808	PC0226FIRE	IAAI (Purchase)	General Fund	193.00

Payment Date	Vendor Name	Voucher No.	Invoice No.	Description	Fund Code	Amount Paid
2026-03-16	JP MORGAN CHASE BANK, N.A. PROCUREMENT	00595808	PC0226FIRE	THE HOME DEPOT 630 (Purchase)	General Fund	312.28
2026-03-16	JP MORGAN CHASE BANK, N.A. PROCUREMENT	00595808	PC0226FIRE	AMAZON MKTPL (Purchase)	General Fund	45.71
2026-03-16	JP MORGAN CHASE BANK, N.A. PROCUREMENT	00595808	PC0226FIRE	AMAZON MKTPL (Purchase)	General Fund	56.60
2026-03-16	JP MORGAN CHASE BANK, N.A. PROCUREMENT	00595808	PC0226FIRE	AMAZON.COM*NR2LE20J (Purchase)	General Fund	15.81
2026-03-16	JP MORGAN CHASE BANK, N.A. PROCUREMENT	00595808	PC0226FIRE	KNOX COMPANY (Purchase)	General Fund	1,298.00
2026-03-16	JP MORGAN CHASE BANK, N.A. PROCUREMENT	00595808	PC0226FIRE	AMAZON MKTPL (Purchase)	General Fund	1,156.60
2026-03-16	JP MORGAN CHASE BANK, N.A. PROCUREMENT	00595808	PC0226FIRE	AMAZON.COM*WH7EQ0DB (Purchase)	General Fund	18.54
2026-03-16	JP MORGAN CHASE BANK, N.A. PROCUREMENT	00595808	PC0226FIRE	AMAZON MKTPL (Purchase)	General Fund	80.63
2026-03-16	JP MORGAN CHASE BANK, N.A. PROCUREMENT	00595808	PC0226FIRE	USPS PO 0569480201 (Purchase)	General Fund	312.00
2026-03-16	JP MORGAN CHASE BANK, N.A. PROCUREMENT	00595808	PC0226FIRE	STARBUCKS (Purchase)	General Fund	22.00
2026-03-16	JP MORGAN CHASE BANK, N.A. PROCUREMENT	00595808	PC0226FIRE	AMAZON MKTPL (Purchase)	General Fund	45.18
2026-03-16	JP MORGAN CHASE BANK, N.A. PROCUREMENT	00595808	PC0226FIRE	THE HOME DEPOT 630 (Purchase)	General Fund	12.79
2026-03-16	JP MORGAN CHASE BANK, N.A. PROCUREMENT	00595808	PC0226FIRE	COSTCO WHSE 0129 (Purchase)	General Fund	160.01
2026-03-16	JP MORGAN CHASE BANK, N.A. PROCUREMENT	00595808	PC0226FIRE	WWW COSTCO COM (Purchase)	General Fund	281.97
2026-03-16	JP MORGAN CHASE BANK, N.A. PROCUREMENT	00595808	PC0226FIRE	TARGET.COM (Purchase)	General Fund	50.92
2026-03-16	JP MORGAN CHASE BANK, N.A. PROCUREMENT	00595808	PC0226FIRE	CAFE ROSALENA (Purchase)	General Fund	575.00
2026-03-16	JP MORGAN CHASE BANK, N.A. PROCUREMENT	00595808	PC0226FIRE	THE HOME DEPOT 063 (Purchase)	General Fund	34.88
2026-03-16	JP MORGAN CHASE BANK, N.A.	00595808	PC0226FIRE	THE HOME DEPOT 063 (Purchase)	General Fund	34.88

Payment Date	Vendor Name	Voucher No.	Invoice No.	Description	Fund Code	Amount Paid
	PROCUREMENT					
2026-03-16	JP MORGAN CHASE BANK, N.A. PROCUREMENT	00595808	PC0226FIRE	STARLINK INTERNET (Purchase)	General Fund	15.00
2026-03-16	JP MORGAN CHASE BANK, N.A. PROCUREMENT	00595808	PC0226FIRE	SAFEWAY 1990 (Purchase)	General Fund	588.29
2026-03-16	JP MORGAN CHASE BANK, N.A. PROCUREMENT	00595808	PC0226FIRE	WWW COSTCO COM (Purchase)	General Fund	268.91
2026-03-16	JP MORGAN CHASE BANK, N.A. PROCUREMENT	00595812	PC0226PARK	AMAZON MKTPL (Purchase)	General Fund	48.29
2026-03-16	JP MORGAN CHASE BANK, N.A. PROCUREMENT	00595812	PC0226PARK	AMAZON MKTPL (Purchase)	General Fund	241.89
2026-03-16	JP MORGAN CHASE BANK, N.A. PROCUREMENT	00595812	PC0226PARK	AMAZON MKTPL (Purchase)	General Fund	134.41
2026-03-16	JP MORGAN CHASE BANK, N.A. PROCUREMENT	00595812	PC0226PARK	THE HOME DEPOT 063 (Purchase)	General Fund	96.64
2026-03-16	JP MORGAN CHASE BANK, N.A. PROCUREMENT	00595812	PC0226PARK	SP PRO SPORTS EQUIP (Purchase)	General Fund	796.07
2026-03-16	JP MORGAN CHASE BANK, N.A. PROCUREMENT	00595812	PC0226PARK	THE HOME DEPOT 063 (Purchase)	General Fund	55.68
2026-03-16	JP MORGAN CHASE BANK, N.A. PROCUREMENT	00595812	PC0226PARK	LOWES 02211 (Purchase)	General Fund	40.29
2026-03-16	JP MORGAN CHASE BANK, N.A. PROCUREMENT	00595812	PC0226PARK	SP BOOKS INTERNATIO (Purchase)	General Fund	368.97
2026-03-16	JP MORGAN CHASE BANK, N.A. PROCUREMENT	00595812	PC0226PARK	THE HOME DEPOT 063 (Purchase)	General Fund	389.48
2026-03-16	JP MORGAN CHASE BANK, N.A. PROCUREMENT	00595812	PC0226PARK	RAIN BIRD ONLINE ST (Purchase)	General Fund	701.96
2026-03-16	JP MORGAN CHASE BANK, N.A. PROCUREMENT	00595812	PC0226PARK	THE HOME DEPOT 630 (Purchase)	General Fund	143.89
2026-03-16	JP MORGAN CHASE BANK, N.A. PROCUREMENT	00595813	PC0226PLAN	SPECIALTYS.COM (Purchase)	General Fund	133.23
2026-03-16	JP MORGAN CHASE BANK, N.A. PROCUREMENT	00595812	PC0226PARK	2637 - HERITAGE LAN (Purchase)	General Fund	60.99
2026-03-16	JP MORGAN CHASE BANK, N.A. PROCUREMENT	00595813	PC0226PLAN	EAGLE SIGNS AND DES (Purchase)	General Fund	94.33

Payment Date	Vendor Name	Voucher No.	Invoice No.	Description	Fund Code	Amount Paid
2026-03-16	JP MORGAN CHASE BANK, N.A. PROCUREMENT	00595813	PC0226PLAN	EAGLE SIGNS AND DES (Purchase)	General Fund	94.33
2026-03-16	JP MORGAN CHASE BANK, N.A. PROCUREMENT	00595814	PC0226POLC	NOAH'S-ONLINE CATER (Purchase)	General Fund	98.42
2026-03-16	JP MORGAN CHASE BANK, N.A. PROCUREMENT	00595814	PC0226POLC	NOAH'S-ONLINE CATER (Purchase)	General Fund	98.42
2026-03-16	JP MORGAN CHASE BANK, N.A. PROCUREMENT	00595813	PC0226PLAN	SJ MERCURY NEWS CIR (Purchase)	General Fund	34.00
2026-03-16	JP MORGAN CHASE BANK, N.A. PROCUREMENT	00595814	PC0226POLC	NOAH'S-ONLINE CATER (Purchase)	General Fund	98.42
2026-03-16	JP MORGAN CHASE BANK, N.A. PROCUREMENT	00595814	PC0226POLC	PRI MANAGEMENT GROU (Purchase)	General Fund	299.00
2026-03-16	JP MORGAN CHASE BANK, N.A. PROCUREMENT	00595814	PC0226POLC	UNITED AIRLINES (Purchase)	General Fund	367.80
2026-03-16	JP MORGAN CHASE BANK, N.A. PROCUREMENT	00595814	PC0226POLC	SOUTHWEST (Purchase)	General Fund	314.80
2026-03-16	JP MORGAN CHASE BANK, N.A. PROCUREMENT	00595814	PC0226POLC	THE HOME DEPOT 630 (Purchase)	General Fund	32.72
2026-03-16	JP MORGAN CHASE BANK, N.A. PROCUREMENT	00595814	PC0226POLC	SOLANO SH RECORDS (Purchase)	General Fund	400.00
2026-03-16	JP MORGAN CHASE BANK, N.A. PROCUREMENT	00595814	PC0226POLC	COSTCO WHSE 0129 (Purchase)	General Fund	655.41
2026-03-16	JP MORGAN CHASE BANK, N.A. PROCUREMENT	00595814	PC0226POLC	PETCO 0271 (Purchase)	General Fund	536.31
2026-03-16	JP MORGAN CHASE BANK, N.A. PROCUREMENT	00595814	PC0226POLC	SAFEWAY 1465 (Purchase)	General Fund	7.66
2026-03-16	JP MORGAN CHASE BANK, N.A. PROCUREMENT	00595814	PC0226POLC	AMAZON MKTPL (Purchase)	General Fund	17.95
2026-03-16	JP MORGAN CHASE BANK, N.A. PROCUREMENT	00595814	PC0226POLC	SQ *NATIONAL TACTIC (Purchase)	General Fund	50.00
2026-03-16	JP MORGAN CHASE BANK, N.A. PROCUREMENT	00595814	PC0226POLC	SQ *CALIFORNIA NARC (Purchase)	General Fund	60.00
2026-03-16	JP MORGAN CHASE BANK, N.A. PROCUREMENT	00595814	PC0226POLC	EFX INFO SERVICES L (Purchase)	General Fund	29.12
2026-03-16	JP MORGAN CHASE BANK, N.A.	00595814	PC0226POLC	SQ *NATIONAL TACTIC (Purchase)	General Fund	256.00

Payment Date	Vendor Name	Voucher No.	Invoice No.	Description	Fund Code	Amount Paid
	PROCUREMENT					
2026-03-16	JP MORGAN CHASE BANK, N.A. PROCUREMENT	00595814	PC0226POLC	THE HOME DEPOT 630 (Purchase)	General Fund	488.44
2026-03-16	JP MORGAN CHASE BANK, N.A. PROCUREMENT	00595812	PC0226PARK	AMAZON MKTPL (Purchase)	General Fund	153.61
2026-03-16	JP MORGAN CHASE BANK, N.A. PROCUREMENT	00595812	PC0226PARK	AMAZON MKTPL (Purchase)	General Fund	57.78
2026-03-16	JP MORGAN CHASE BANK, N.A. PROCUREMENT	00595806	PC0226FACL	THE HOME DEPOT 063 (Purchase)	General Fund	11.98
2026-03-16	JP MORGAN CHASE BANK, N.A. PROCUREMENT	00595806	PC0226FACL	SP CLK SUPPLIES LLC (Purchase)	General Fund	55.92
2026-03-16	JP MORGAN CHASE BANK, N.A. PROCUREMENT	00595806	PC0226FACL	SP CLK SUPPLIES LLC (Purchase)	General Fund	123.34
2026-03-16	JP MORGAN CHASE BANK, N.A. PROCUREMENT	00595806	PC0226FACL	SHERWIN-WILLIAMS708 (Purchase)	General Fund	64.37
2026-03-16	JP MORGAN CHASE BANK, N.A. PROCUREMENT	00595806	PC0226FACL	STANDARD PLUMBING 9 (Purchase)	General Fund	313.18
2026-03-16	JP MORGAN CHASE BANK, N.A. PROCUREMENT	00595806	PC0226FACL	SHERWIN-WILLIAMS708 (Purchase)	General Fund	29.44
2026-03-16	JP MORGAN CHASE BANK, N.A. PROCUREMENT	00595806	PC0226FACL	PANDA EXPRESS 1483 (Purchase)	General Fund	21.93
2026-03-16	JP MORGAN CHASE BANK, N.A. PROCUREMENT	00595806	PC0226FACL	OMEGA INDUSTRIAL SU (Purchase)	General Fund	831.36
2026-03-16	JP MORGAN CHASE BANK, N.A. PROCUREMENT	00595806	PC0226FACL	THE HOME DEPOT 063 (Purchase)	General Fund	206.58
2026-03-16	JP MORGAN CHASE BANK, N.A. PROCUREMENT	00595806	PC0226FACL	AMAZON MKTPL (Purchase)	General Fund	141.84
2026-03-16	JP MORGAN CHASE BANK, N.A. PROCUREMENT	00595806	PC0226FACL	AMAZON MKTPL (Purchase)	General Fund	54.94
2026-03-16	JP MORGAN CHASE BANK, N.A. PROCUREMENT	00595806	PC0226FACL	THE HOME DEPOT 063 (Purchase)	General Fund	66.33
2026-03-16	JP MORGAN CHASE BANK, N.A. PROCUREMENT	00595806	PC0226FACL	THE HOME DEPOT 063 (Purchase)	General Fund	116.91
2026-03-16	JP MORGAN CHASE BANK, N.A. PROCUREMENT	00595806	PC0226FACL	THE HOME DEPOT 063 (Purchase)	General Fund	64.62

Payment Date	Vendor Name	Voucher No.	Invoice No.	Description	Fund Code	Amount Paid
2026-03-16	JP MORGAN CHASE BANK, N.A. PROCUREMENT	00595806	PC0226FACL	AMAZON MKTPL (Purchase)	General Fund	141.63
2026-03-16	JP MORGAN CHASE BANK, N.A. PROCUREMENT	00595806	PC0226FACL	ANCHOR ELECTRONICS (Purchase)	General Fund	209.23
2026-03-16	JP MORGAN CHASE BANK, N.A. PROCUREMENT	00595806	PC0226FACL	STAPLES 00107 (Purchase)	General Fund	101.11
2026-03-16	JP MORGAN CHASE BANK, N.A. PROCUREMENT	00595806	PC0226FACL	HOMEDEPOT.COM (Purchase)	General Fund	42.47
2026-03-16	JP MORGAN CHASE BANK, N.A. PROCUREMENT	00595806	PC0226FACL	AMAZON MKTPL (Purchase)	General Fund	106.93
2026-03-16	JP MORGAN CHASE BANK, N.A. PROCUREMENT	00595806	PC0226FACL	THE HOME DEPOT 063 (Purchase)	General Fund	34.88
2026-03-16	JP MORGAN CHASE BANK, N.A. PROCUREMENT	00595806	PC0226FACL	ANCHOR ELECTRONICS (Purchase)	General Fund	66.16
2026-03-16	JP MORGAN CHASE BANK, N.A. PROCUREMENT	00595806	PC0226FACL	AMAZON MKTPL (Purchase)	General Fund	26.16
2026-03-16	JP MORGAN CHASE BANK, N.A. PROCUREMENT	00595806	PC0226FACL	AMAZON MKTPL (Purchase)	General Fund	30.54
2026-03-16	JP MORGAN CHASE BANK, N.A. PROCUREMENT	00595806	PC0226FACL	THE HOME DEPOT 630 (Purchase)	General Fund	1.57
2026-03-16	JP MORGAN CHASE BANK, N.A. PROCUREMENT	00595806	PC0226FACL	WINDOW DOOR STORE (Purchase)	General Fund	4,812.63
2026-03-16	JP MORGAN CHASE BANK, N.A. PROCUREMENT	00595806	PC0226FACL	LEVATAI* (Purchase)	General Fund	69.94
2026-03-16	JP MORGAN CHASE BANK, N.A. PROCUREMENT	00595806	PC0226FACL	THE HOME DEPOT 630 (Purchase)	General Fund	28.34
2026-03-16	JP MORGAN CHASE BANK, N.A. PROCUREMENT	00595806	PC0226FACL	STAPLES 00107 (Purchase)	General Fund	80.93
2026-03-16	JP MORGAN CHASE BANK, N.A. PROCUREMENT	00595806	PC0226FACL	STAPLES 00107 (Purchase)	General Fund	42.39
2026-03-16	JP MORGAN CHASE BANK, N.A. PROCUREMENT	00595806	PC0226FACL	PANDA EXPRESS 1483 (Purchase)	General Fund	14.30
2026-03-16	JP MORGAN CHASE BANK, N.A. PROCUREMENT	00595806	PC0226FACL	ZANOTTO S FAMILY MA (Purchase)	General Fund	16.99
2026-03-16	JP MORGAN CHASE BANK, N.A.	00595806	PC0226FACL	PROS PARTS (Purchase)	General Fund	538.65

Payment Date	Vendor Name	Voucher No.	Invoice No.	Description	Fund Code	Amount Paid
	PROCUREMENT					
2026-03-16	JP MORGAN CHASE BANK, N.A. PROCUREMENT	00595806	PC0226FACL	B409 UNITED REFRIGE (Purchase)	General Fund	242.33
2026-03-16	JP MORGAN CHASE BANK, N.A. PROCUREMENT	00595806	PC0226FACL	DAIKIN SAN JOSE 736 (Purchase)	General Fund	60.92
2026-03-16	JP MORGAN CHASE BANK, N.A. PROCUREMENT	00595806	PC0226FACL	JOHNSTONE SUPPLY - (Purchase)	General Fund	15.48
2026-03-16	JP MORGAN CHASE BANK, N.A. PROCUREMENT	00595796	PC0226BLDG	SP ESTORES-OMCHAIRS (Purchase)	General Fund	264.94
2026-03-16	JP MORGAN CHASE BANK, N.A. PROCUREMENT	00595796	PC0226BLDG	SP ESTORES-OMCHAIRS (Purchase)	General Fund	203.80
2026-03-16	JP MORGAN CHASE BANK, N.A. PROCUREMENT	00595796	PC0226BLDG	MMANC (Purchase)	General Fund	19.50
2026-03-16	JP MORGAN CHASE BANK, N.A. PROCUREMENT	00595796	PC0226BLDG	SQ *PORTUGUESE TAST (Purchase)	General Fund	13.96
2026-03-16	JP MORGAN CHASE BANK, N.A. PROCUREMENT	00595796	PC0226BLDG	SQ *PORTUGUESE TAST (Purchase)	General Fund	10.73
2026-03-16	JP MORGAN CHASE BANK, N.A. PROCUREMENT	00595796	PC0226BLDG	MMANC (Purchase)	General Fund	15.00
2026-03-16	JP MORGAN CHASE BANK, N.A. PROCUREMENT	00595796	PC0226BLDG	STARBUCKS STORE 056 (Purchase)	General Fund	3.47
2026-03-16	JP MORGAN CHASE BANK, N.A. PROCUREMENT	00595796	PC0226BLDG	SJ MERCURY NEWS CIR (Purchase)	General Fund	2.87
2026-03-16	JP MORGAN CHASE BANK, N.A. PROCUREMENT	00595796	PC0226BLDG	SJ MERCURY NEWS CIR (Purchase)	General Fund	2.21
2026-03-16	JP MORGAN CHASE BANK, N.A. PROCUREMENT	00595796	PC0226BLDG	STARBUCKS STORE 056 (Purchase)	General Fund	4.52
2026-03-16	JP MORGAN CHASE BANK, N.A. PROCUREMENT	00595796	PC0226BLDG	SAFEWAY 0763 (Purchase)	General Fund	19.98
2026-03-16	JP MORGAN CHASE BANK, N.A. PROCUREMENT	00595796	PC0226BLDG	SAFEWAY 0763 (Purchase)	General Fund	20.14
2026-03-16	JP MORGAN CHASE BANK, N.A. PROCUREMENT	00595796	PC0226BLDG	COSTCO WHSE 0129 (Purchase)	General Fund	89.10
2026-03-16	JP MORGAN CHASE BANK, N.A. PROCUREMENT	00595795	PC0226AUTO	FASTRAK VIOLATION C (Purchase)	General Fund	19.50

Payment Date	Vendor Name	Voucher No.	Invoice No.	Description	Fund Code	Amount Paid
2026-03-16	JP MORGAN CHASE BANK, N.A. PROCUREMENT	00595808	PC0226FIRE	UPS (Purchase)	General Fund	19.21
2026-03-16	JP MORGAN CHASE BANK, N.A. PROCUREMENT	00595808	PC0226FIRE	FASTRAK VIOLATION C (Purchase)	General Fund	12.20
2026-03-16	JP MORGAN CHASE BANK, N.A. PROCUREMENT	00595808	PC0226FIRE	BESTBUYCOM807150174 (Purchase)	General Fund	278.80
2026-03-16	JP MORGAN CHASE BANK, N.A. PROCUREMENT	00595808	PC0226FIRE	GRAINGER (Purchase)	General Fund	18.14
2026-03-16	JP MORGAN CHASE BANK, N.A. PROCUREMENT	00595808	PC0226FIRE	AMAZON MKTPL (Purchase)	General Fund	87.29
2026-03-16	JP MORGAN CHASE BANK, N.A. PROCUREMENT	00595808	PC0226FIRE	HOMEDEPOT.COM (Purchase)	General Fund	30.41
2026-03-16	JP MORGAN CHASE BANK, N.A. PROCUREMENT	00595808	PC0226FIRE	HAZMATRESOURCE.COM (Purchase)	General Fund	70.78
2026-03-16	JP MORGAN CHASE BANK, N.A. PROCUREMENT	00595809	PC0226HREC	DISPUTE CREDIT (Credit)	General Fund	-524.00
2026-03-16	JP MORGAN CHASE BANK, N.A. PROCUREMENT	00595809	PC0226HREC	VSP*CALCHAMBER (Purchase)	General Fund	2,005.52
2026-03-16	JP MORGAN CHASE BANK, N.A. PROCUREMENT	00595809	PC0226HREC	SQ *PACIFIC PRINTIN (Purchase)	General Fund	113.91
2026-03-16	JP MORGAN CHASE BANK, N.A. PROCUREMENT	00595808	PC0226FIRE	GRAINGER (Purchase)	General Fund	20.08
2026-03-16	JP MORGAN CHASE BANK, N.A. PROCUREMENT	00595808	PC0226FIRE	AMAZON MKTPL (Purchase)	General Fund	21.80
2026-03-16	JP MORGAN CHASE BANK, N.A. PROCUREMENT	00595808	PC0226FIRE	IN *HAZMAT RESOURCE (Purchase)	General Fund	42.40
2026-03-16	JP MORGAN CHASE BANK, N.A. PROCUREMENT	00595808	PC0226FIRE	USPS.COM CLICKNSHIP (Purchase)	General Fund	8.85
2026-03-16	JP MORGAN CHASE BANK, N.A. PROCUREMENT	00595808	PC0226FIRE	BESTBUYCOM807150174 (Purchase)	General Fund	58.92
2026-03-16	JP MORGAN CHASE BANK, N.A. PROCUREMENT	00595809	PC0226HREC	PANERA BREAD 20448 (Purchase)	General Fund	82.80
2026-03-16	JP MORGAN CHASE BANK, N.A. PROCUREMENT	00595809	PC0226HREC	ZOOM.COM 888-799-96 (Purchase)	General Fund	15.99
2026-03-16	JP MORGAN CHASE BANK, N.A.	00595810	PC0226INFO	BAY AREA DATA SUPPL (Purchase)	General Fund	185.48

Payment Date	Vendor Name	Voucher No.	Invoice No.	Description	Fund Code	Amount Paid
	PROCUREMENT					
2026-03-16	JP MORGAN CHASE BANK, N.A. PROCUREMENT	00595809	PC0226HREC	SCU CAREER CENTER (Purchase)	General Fund	400.00
2026-03-16	JP MORGAN CHASE BANK, N.A. PROCUREMENT	00595810	PC0226INFO	ZOOM.COM 888-799-96 (Purchase)	General Fund	180.98
2026-03-16	JP MORGAN CHASE BANK, N.A. PROCUREMENT	00595810	PC0226INFO	ZOOM.COM 888-799-96 (Purchase)	General Fund	105.99
2026-03-16	JP MORGAN CHASE BANK, N.A. PROCUREMENT	00595811	PC0226LIBR	INNOVATIVE USERS GR (Purchase)	General Fund	525.00
2026-03-16	JP MORGAN CHASE BANK, N.A. PROCUREMENT	00595811	PC0226LIBR	BARNES NOBLE PAPERS (Purchase)	General Fund	56.10
2026-03-16	JP MORGAN CHASE BANK, N.A. PROCUREMENT	00595811	PC0226LIBR	AMAZON MKTPL (Purchase)	General Fund	80.48
2026-03-16	JP MORGAN CHASE BANK, N.A. PROCUREMENT	00595811	PC0226LIBR	AMAZON MKTPL (Purchase)	General Fund	11.89
2026-03-16	JP MORGAN CHASE BANK, N.A. PROCUREMENT	00595811	PC0226LIBR	SP CHOMPSHOP (Purchase)	General Fund	1,222.75
2026-03-16	JP MORGAN CHASE BANK, N.A. PROCUREMENT	00595811	PC0226LIBR	LAKESHORE LEARNING (Purchase)	General Fund	96.37
2026-03-16	JP MORGAN CHASE BANK, N.A. PROCUREMENT	00595811	PC0226LIBR	SEATTLE CONV CENTER (Purchase)	General Fund	13.54
2026-03-16	JP MORGAN CHASE BANK, N.A. PROCUREMENT	00595811	PC0226LIBR	AMAZON MKTPL (Purchase)	General Fund	151.69
2026-03-16	JP MORGAN CHASE BANK, N.A. PROCUREMENT	00595811	PC0226LIBR	AMAZON MKTPL (Purchase)	General Fund	42.05
2026-03-16	JP MORGAN CHASE BANK, N.A. PROCUREMENT	00595811	PC0226LIBR	AMAZON MKTPL (Purchase)	General Fund	31.08
2026-03-16	JP MORGAN CHASE BANK, N.A. PROCUREMENT	00595811	PC0226LIBR	AMAZON MKTPL (Purchase)	General Fund	138.10
2026-03-16	JP MORGAN CHASE BANK, N.A. PROCUREMENT	00595811	PC0226LIBR	AMAZON MKTPL (Purchase)	General Fund	8.72
2026-03-16	JP MORGAN CHASE BANK, N.A. PROCUREMENT	00595811	PC0226LIBR	AMAZON MKTPL (Purchase)	General Fund	322.24
2026-03-16	JP MORGAN CHASE BANK, N.A. PROCUREMENT	00595811	PC0226LIBR	AMAZON MKTPL (Purchase)	General Fund	47.02

Payment Date	Vendor Name	Voucher No.	Invoice No.	Description	Fund Code	Amount Paid
2026-03-16	JP MORGAN CHASE BANK, N.A. PROCUREMENT	00595811	PC0226LIBR	PAYPAL (Purchase)	General Fund	20.89
2026-03-16	JP MORGAN CHASE BANK, N.A. PROCUREMENT	00595811	PC0226LIBR	COMCAST / XFINITY (Purchase)	General Fund	132.79
2026-03-16	JP MORGAN CHASE BANK, N.A. PROCUREMENT	00595811	PC0226LIBR	AMAZON MKTPL (Purchase)	General Fund	110.88
2026-03-16	JP MORGAN CHASE BANK, N.A. PROCUREMENT	00595811	PC0226LIBR	AMAZON MKTPL (Purchase)	General Fund	58.89
2026-03-16	JP MORGAN CHASE BANK, N.A. PROCUREMENT	00595811	PC0226LIBR	LAKESHORE LEARNING (Purchase)	General Fund	186.95
2026-03-16	JP MORGAN CHASE BANK, N.A. PROCUREMENT	00595811	PC0226LIBR	AMAZON MKTPL (Purchase)	General Fund	130.52
2026-03-16	JP MORGAN CHASE BANK, N.A. PROCUREMENT	00595811	PC0226LIBR	UPS (Purchase)	General Fund	22.67
2026-03-16	JP MORGAN CHASE BANK, N.A. PROCUREMENT	00595811	PC0226LIBR	MOBILE BEACON (Purchase)	General Fund	360.00
2026-03-16	JP MORGAN CHASE BANK, N.A. PROCUREMENT	00595811	PC0226LIBR	AMAZON MKTPL (Purchase)	General Fund	17.46
2026-03-16	JP MORGAN CHASE BANK, N.A. PROCUREMENT	00595811	PC0226LIBR	AMAZON.COM*IG4ML8E2 (Purchase)	General Fund	104.19
2026-03-16	JP MORGAN CHASE BANK, N.A. PROCUREMENT	00595811	PC0226LIBR	AMAZON MKTPL (Purchase)	General Fund	147.95
2026-03-16	JP MORGAN CHASE BANK, N.A. PROCUREMENT	00595811	PC0226LIBR	CANVA* I04791-64619 (Purchase)	General Fund	99.00
2026-03-16	JP MORGAN CHASE BANK, N.A. PROCUREMENT	00595811	PC0226LIBR	AMAZON MKTPL (Purchase)	General Fund	120.60
2026-03-16	JP MORGAN CHASE BANK, N.A. PROCUREMENT	00595811	PC0226LIBR	AMAZON MKTPL (Purchase)	General Fund	186.31
2026-03-16	JP MORGAN CHASE BANK, N.A. PROCUREMENT	00595811	PC0226LIBR	AMAZON MKTPL (Purchase)	General Fund	29.45
2026-03-16	JP MORGAN CHASE BANK, N.A. PROCUREMENT	00595811	PC0226LIBR	AMAZON MKTPL (Purchase)	General Fund	121.40
2026-03-16	JP MORGAN CHASE BANK, N.A. PROCUREMENT	00595811	PC0226LIBR	AMAZON MKTPL (Purchase)	General Fund	276.47
2026-03-16	JP MORGAN CHASE BANK, N.A.	00595811	PC0226LIBR	AMAZON MKTPL (Purchase)	General Fund	40.56

Payment Date	Vendor Name	Voucher No.	Invoice No.	Description	Fund Code	Amount Paid
	PROCUREMENT					
2026-03-16	JP MORGAN CHASE BANK, N.A. PROCUREMENT	00595811	PC0226LIBR	POS SUPPLY SOLUTION (Purchase)	General Fund	1,185.44
2026-03-16	JP MORGAN CHASE BANK, N.A. PROCUREMENT	00595811	PC0226LIBR	AMAZON MKTPL (Purchase)	General Fund	58.90
2026-03-16	JP MORGAN CHASE BANK, N.A. PROCUREMENT	00595811	PC0226LIBR	AMAZON MKTPL (Purchase)	General Fund	153.41
2026-03-16	JP MORGAN CHASE BANK, N.A. PROCUREMENT	00595811	PC0226LIBR	AMAZON MKTPL (Purchase)	General Fund	14.11
2026-03-16	JP MORGAN CHASE BANK, N.A. PROCUREMENT	00595811	PC0226LIBR	AMAZON MKTPL (Purchase)	General Fund	41.46
2026-03-16	JP MORGAN CHASE BANK, N.A. PROCUREMENT	00595812	PC0226PARK	UNDERGROUND REPUBLI (Purchase)	General Fund	66.20
2026-03-16	JP MORGAN CHASE BANK, N.A. PROCUREMENT	00595812	PC0226PARK	THE HOME DEPOT 630 (Purchase)	General Fund	29.73
2026-03-16	JP MORGAN CHASE BANK, N.A. PROCUREMENT	00595812	PC0226PARK	AMAZON MKTPL (Purchase)	General Fund	10.90
2026-03-16	JP MORGAN CHASE BANK, N.A. PROCUREMENT	00595812	PC0226PARK	PAYPAL (Purchase)	LawrenceStation MaintenanceCFD	9.26
2026-03-16	JP MORGAN CHASE BANK, N.A. PROCUREMENT	00595812	PC0226PARK	PAYPAL (Purchase)	LawrenceStation MaintenanceCFD	9.26
2026-03-16	JP MORGAN CHASE BANK, N.A. PROCUREMENT	00595812	PC0226PARK	LOWES 02211 (Purchase)	General Fund	59.38
2026-03-16	JP MORGAN CHASE BANK, N.A. PROCUREMENT	00595812	PC0226PARK	THE HOME DEPOT 630 (Purchase)	General Fund	10.71
2026-03-16	JP MORGAN CHASE BANK, N.A. PROCUREMENT	00595812	PC0226PARK	THE HOME DEPOT 063 (Purchase)	General Fund	349.29
2026-03-16	JP MORGAN CHASE BANK, N.A. PROCUREMENT	00595812	PC0226PARK	THE HOME DEPOT 630 (Purchase)	General Fund	48.44
2026-03-16	JP MORGAN CHASE BANK, N.A. PROCUREMENT	00595812	PC0226PARK	SP TRUDOOR (Purchase)	General Fund	452.40
2026-03-16	JP MORGAN CHASE BANK, N.A. PROCUREMENT	00595812	PC0226PARK	THE HOME DEPOT 630 (Purchase)	General Fund	49.01
2026-03-16	JP MORGAN CHASE BANK, N.A. PROCUREMENT	00595812	PC0226PARK	THE HOME DEPOT 630 (Purchase)	General Fund	528.17

Payment Date	Vendor Name	Voucher No.	Invoice No.	Description	Fund Code	Amount Paid
2026-03-16	JP MORGAN CHASE BANK, N.A. PROCUREMENT	00595812	PC0226PARK	2637 - HERITAGE LAN (Purchase)	General Fund	45.17
2026-03-16	JP MORGAN CHASE BANK, N.A. PROCUREMENT	00595812	PC0226PARK	NAPA STORE 4562017 (Purchase)	General Fund	57.32
2026-03-16	JP MORGAN CHASE BANK, N.A. PROCUREMENT	00595812	PC0226PARK	THE HOME DEPOT 630 (Purchase)	General Fund	26.28
2026-03-16	JP MORGAN CHASE BANK, N.A. PROCUREMENT	00595812	PC0226PARK	THE HOME DEPOT 640 (Purchase)	General Fund	33.91
2026-03-16	JP MORGAN CHASE BANK, N.A. PROCUREMENT	00595812	PC0226PARK	PAYPAL (Purchase)	LawrenceStation MaintenanceCFD	27.78
2026-03-16	JP MORGAN CHASE BANK, N.A. PROCUREMENT	00595812	PC0226PARK	HOMEDEPOT.COM (Purchase)	General Fund	81.78
2026-03-16	JP MORGAN CHASE BANK, N.A. PROCUREMENT	00595812	PC0226PARK	SP TRUDOOR (Purchase)	General Fund	1,806.39
2026-03-16	JP MORGAN CHASE BANK, N.A. PROCUREMENT	00595812	PC0226PARK	THE HOME DEPOT 640 (Purchase)	General Fund	99.06
2026-03-16	JP MORGAN CHASE BANK, N.A. PROCUREMENT	00595812	PC0226PARK	THE HOME DEPOT 630 (Purchase)	General Fund	304.16
2026-03-16	JP MORGAN CHASE BANK, N.A. PROCUREMENT	00595812	PC0226PARK	HOMEDEPOT.COM (Purchase)	General Fund	651.48
2026-03-16	JP MORGAN CHASE BANK, N.A. PROCUREMENT	00595812	PC0226PARK	THE HOME DEPOT 630 (Purchase)	General Fund	252.81
2026-03-16	JP MORGAN CHASE BANK, N.A. PROCUREMENT	00595812	PC0226PARK	THE HOME DEPOT 630 (Purchase)	General Fund	678.74
2026-03-16	JP MORGAN CHASE BANK, N.A. PROCUREMENT	00595812	PC0226PARK	HOMEDEPOT.COM (Purchase)	General Fund	167.30
2026-03-16	JP MORGAN CHASE BANK, N.A. PROCUREMENT	00595812	PC0226PARK	THE HOME DEPOT 630 (Purchase)	General Fund	409.73
2026-03-16	JP MORGAN CHASE BANK, N.A. PROCUREMENT	00595812	PC0226PARK	HOMEDEPOT.COM (Purchase)	General Fund	320.40
2026-03-16	JP MORGAN CHASE BANK, N.A. PROCUREMENT	00595812	PC0226PARK	AMAZON MKTPL (Purchase)	General Fund	83.05
2026-03-16	JP MORGAN CHASE BANK, N.A. PROCUREMENT	00595812	PC0226PARK	AMAZON MKTPL (Purchase)	General Fund	85.80
2026-03-16	JP MORGAN CHASE BANK, N.A.	00595812	PC0226PARK	THE HOME DEPOT 630 (Purchase)	General Fund	138.55

Payment Date	Vendor Name	Voucher No.	Invoice No.	Description	Fund Code	Amount Paid
	PROCUREMENT					
2026-03-16	JP MORGAN CHASE BANK, N.A. PROCUREMENT	00595812	PC0226PARK	AMAZON MKTPL (Purchase)	General Fund	34.68
2026-03-16	JP MORGAN CHASE BANK, N.A. PROCUREMENT	00595812	PC0226PARK	AMAZON.COM*HJ0ZJ1GL (Purchase)	General Fund	13.61
2026-03-16	JP MORGAN CHASE BANK, N.A. PROCUREMENT	00595812	PC0226PARK	AMAZON MKTPL (Purchase)	General Fund	54.87
2026-03-16	JP MORGAN CHASE BANK, N.A. PROCUREMENT	00595812	PC0226PARK	AMAZON MKTPL (Purchase)	General Fund	13.36
2026-03-16	JP MORGAN CHASE BANK, N.A. PROCUREMENT	00595812	PC0226PARK	AMAZON MKTPL (Purchase)	General Fund	28.03
2026-03-16	JP MORGAN CHASE BANK, N.A. PROCUREMENT	00595812	PC0226PARK	AMAZON MKTPL (Purchase)	General Fund	132.10
2026-03-16	JP MORGAN CHASE BANK, N.A. PROCUREMENT	00595812	PC0226PARK	AMAZON MKTPL (Purchase)	General Fund	1,325.88
2026-03-16	JP MORGAN CHASE BANK, N.A. PROCUREMENT	00595812	PC0226PARK	AMAZON MKTPL (Purchase)	General Fund	53.44
2026-03-16	JP MORGAN CHASE BANK, N.A. PROCUREMENT	00595812	PC0226PARK	THE HOME DEPOT 630 (Purchase)	General Fund	549.53
2026-03-16	JP MORGAN CHASE BANK, N.A. PROCUREMENT	00595812	PC0226PARK	AMAZON MKTPL (Purchase)	General Fund	251.31
2026-03-16	JP MORGAN CHASE BANK, N.A. PROCUREMENT	00595798	PC0226MNGR	AMERICAN AIRLINES (Credit)	General Fund	-35.00
2026-03-16	JP MORGAN CHASE BANK, N.A. PROCUREMENT	00595798	PC0226MNGR	ICMA ONLINE (Purchase)	General Fund	1,200.00
2026-03-16	JP MORGAN CHASE BANK, N.A. PROCUREMENT	00595798	PC0226MNGR	AMAZON MKTPL (Purchase)	S.C.Stadium Authority Ops	26.94
2026-03-16	JP MORGAN CHASE BANK, N.A. PROCUREMENT	00595798	PC0226MNGR	AMAZON MKTPL (Purchase)	S.C.Stadium Authority Ops	176.10
2026-03-16	JP MORGAN CHASE BANK, N.A. PROCUREMENT	00595798	PC0226MNGR	MMANC (Purchase)	General Fund	95.00
2026-03-16	JP MORGAN CHASE BANK, N.A. PROCUREMENT	00595798	PC0226MNGR	AMAZON MKTPL (Purchase)	S.C.Stadium Authority Ops	110.19
2026-03-16	JP MORGAN CHASE BANK, N.A. PROCUREMENT	00595798	PC0226MNGR	AMAZON MKTPLACE PMTS (Credit)	S.C.Stadium Authority Ops	-26.94

Payment Date	Vendor Name	Voucher No.	Invoice No.	Description	Fund Code	Amount Paid
2026-03-16	JP MORGAN CHASE BANK, N.A. PROCUREMENT	00595798	PC0226MNGR	COSTCO WHSE 0129 (Purchase)	General Fund	101.98
2026-03-16	JP MORGAN CHASE BANK, N.A. PROCUREMENT	00595798	PC0226MNGR	FLASHINGBLINKYLIGHT (Purchase)	General Fund	1,525.17
2026-03-16	JP MORGAN CHASE BANK, N.A. PROCUREMENT	00595798	PC0226MNGR	VISTAPRINT (Purchase)	General Fund	763.01
2026-03-16	JP MORGAN CHASE BANK, N.A. PROCUREMENT	00595798	PC0226MNGR	COSTCO WHSE 0129 (Purchase)	General Fund	86.86
2026-03-16	JP MORGAN CHASE BANK, N.A. PROCUREMENT	00595798	PC0226MNGR	AMAZON MKTPL (Purchase)	General Fund	92.75
2026-03-16	JP MORGAN CHASE BANK, N.A. PROCUREMENT	00595798	PC0226MNGR	SP STANLEY - A PMI (Purchase)	General Fund	785.71
2026-03-16	JP MORGAN CHASE BANK, N.A. PROCUREMENT	00595798	PC0226MNGR	AMAZON MKTPL (Purchase)	General Fund	14.60
2026-03-16	JP MORGAN CHASE BANK, N.A. PROCUREMENT	00595798	PC0226MNGR	SMK (Purchase)	General Fund	468.00
2026-03-16	JP MORGAN CHASE BANK, N.A. PROCUREMENT	00595799	PC0226CMSV	DROPBOX*SK7PHNBD1NB (Purchase)	General Fund	90.00
2026-03-16	JP MORGAN CHASE BANK, N.A. PROCUREMENT	00595798	PC0226MNGR	SF CHRONICLE SUBSCR (Purchase)	General Fund	23.96
2026-03-16	JP MORGAN CHASE BANK, N.A. PROCUREMENT	00595798	PC0226MNGR	MOTIONARRY* MOTION (Purchase)	General Fund	29.99
2026-03-16	JP MORGAN CHASE BANK, N.A. PROCUREMENT	00595798	PC0226MNGR	AMAZON MKTPL (Purchase)	General Fund	632.85
2026-03-16	JP MORGAN CHASE BANK, N.A. PROCUREMENT	00595798	PC0226MNGR	AMAZON MKTPL (Purchase)	General Fund	39.38
2026-03-16	JP MORGAN CHASE BANK, N.A. PROCUREMENT	00595798	PC0226MNGR	FACEBK *6CAR5GM6C2 (Purchase)	General Fund	20.00
2026-03-16	JP MORGAN CHASE BANK, N.A. PROCUREMENT	00595804	PC0226ENGN	ENGINEERS BD (Purchase)	General Fund	180.00
2026-03-16	JP MORGAN CHASE BANK, N.A. PROCUREMENT	00595804	PC0226ENGN	ENGINEERS BD (Purchase)	General Fund	180.00
2026-03-16	JP MORGAN CHASE BANK, N.A. PROCUREMENT	00595804	PC0226ENGN	UCB ITS TECHTRANSFE (Purchase)	General Fund	195.00
2026-03-16	JP MORGAN CHASE BANK, N.A.	00595805	PC0226EOC	COSTCO WHSE 0129 (Purchase)	General Fund	248.52

Payment Date	Vendor Name	Voucher No.	Invoice No.	Description	Fund Code	Amount Paid
	PROCUREMENT					
2026-03-16	JP MORGAN CHASE BANK, N.A. PROCUREMENT	00595805	PC0226EOC	COSTCO WHSE 0129 (Purchase)	General Fund	212.75
2026-03-16	JP MORGAN CHASE BANK, N.A. PROCUREMENT	00595804	PC0226ENGN	ENGINEERS BD (Purchase)	General Fund	180.00
2026-03-16	JP MORGAN CHASE BANK, N.A. PROCUREMENT	00595804	PC0226ENGN	AMAZON MKTPL (Purchase)	General Fund	32.17
2026-03-16	JP MORGAN CHASE BANK, N.A. PROCUREMENT	00595804	PC0226ENGN	ENGINEERS BD (Purchase)	General Fund	180.00
2026-03-16	JP MORGAN CHASE BANK, N.A. PROCUREMENT	00595806	PC0226FACL	KEYBLANKSAL (Purchase)	General Fund	180.95
2026-03-16	JP MORGAN CHASE BANK, N.A. PROCUREMENT	00595806	PC0226FACL	THE HOME DEPOT 063 (Purchase)	General Fund	7.62
2026-03-16	JP MORGAN CHASE BANK, N.A. PROCUREMENT	00595806	PC0226FACL	ZORO TOOLS INC (Purchase)	General Fund	58.42
2026-03-16	JP MORGAN CHASE BANK, N.A. PROCUREMENT	00595806	PC0226FACL	QUALIFIEDHARDWARECO (Purchase)	General Fund	540.17
2026-03-16	JP MORGAN CHASE BANK, N.A. PROCUREMENT	00595806	PC0226FACL	GRAINGER (Purchase)	General Fund	616.66
2026-03-16	JP MORGAN CHASE BANK, N.A. PROCUREMENT	00595806	PC0226FACL	THE HOME DEPOT 063 (Purchase)	General Fund	29.40
2026-03-16	JP MORGAN CHASE BANK, N.A. PROCUREMENT	00595806	PC0226FACL	THE HOME DEPOT 063 (Purchase)	General Fund	21.55
2026-03-16	JP MORGAN CHASE BANK, N.A. PROCUREMENT	00595806	PC0226FACL	SP TRUDOOR (Purchase)	General Fund	946.61
2026-03-16	JP MORGAN CHASE BANK, N.A. PROCUREMENT	00595806	PC0226FACL	THE HOME DEPOT 063 (Purchase)	General Fund	13.07
2026-03-16	JP MORGAN CHASE BANK, N.A. PROCUREMENT	00595808	PC0226FIRE	SAFEWARE-MOTO (Purchase)	General Fund	375.72
2026-03-16	JP MORGAN CHASE BANK, N.A. PROCUREMENT	00595808	PC0226FIRE	AMAZON.COM*3Y1Y95JO (Purchase)	General Fund	24.43
2026-03-16	JP MORGAN CHASE BANK, N.A. PROCUREMENT	00595808	PC0226FIRE	AMAZON.COM*A64J86RU (Purchase)	General Fund	41.30
2026-03-16	JP MORGAN CHASE BANK, N.A. PROCUREMENT	00595808	PC0226FIRE	AMAZON.COM*V13H12FU (Purchase)	General Fund	177.12

Payment Date	Vendor Name	Voucher No.	Invoice No.	Description	Fund Code	Amount Paid
2026-03-16	JP MORGAN CHASE BANK, N.A. PROCUREMENT	00595808	PC0226FIRE	ALSCO INC. (Purchase)	General Fund	1,283.68
2026-03-16	JP MORGAN CHASE BANK, N.A. PROCUREMENT	00595808	PC0226FIRE	SP FIREHOSEDIRECT F (Purchase)	General Fund	151.20
2026-03-16	JP MORGAN CHASE BANK, N.A. PROCUREMENT	00595808	PC0226FIRE	CPP (Purchase)	General Fund	1,095.84
2026-03-16	JP MORGAN CHASE BANK, N.A. PROCUREMENT	00595808	PC0226FIRE	AMAZON MKTPL (Purchase)	General Fund	17.45
2026-03-16	JP MORGAN CHASE BANK, N.A. PROCUREMENT	00595808	PC0226FIRE	COSTCO WHSE 0129 (Purchase)	General Fund	147.80
2026-03-16	JP MORGAN CHASE BANK, N.A. PROCUREMENT	00595808	PC0226FIRE	AMAZON MKTPL (Purchase)	General Fund	37.09
2026-03-16	JP MORGAN CHASE BANK, N.A. PROCUREMENT	00595808	PC0226FIRE	CMC RESCUE INC. (Purchase)	General Fund	109.13
2026-03-16	JP MORGAN CHASE BANK, N.A. PROCUREMENT	00595808	PC0226FIRE	SAFEWAY 1990 (Purchase)	General Fund	93.03
2026-03-16	JP MORGAN CHASE BANK, N.A. PROCUREMENT	00595808	PC0226FIRE	DD *DOORDASH LAVICT (Purchase)	General Fund	105.63
2026-03-16	JP MORGAN CHASE BANK, N.A. PROCUREMENT	00595808	PC0226FIRE	NOAH'S BAGELS 2802 (Purchase)	General Fund	56.86
2026-03-16	JP MORGAN CHASE BANK, N.A. PROCUREMENT	00595808	PC0226FIRE	FASTRAK VIOLATION C (Purchase)	General Fund	11.60
2026-03-16	JP MORGAN CHASE BANK, N.A. PROCUREMENT	00595808	PC0226FIRE	UPS (Purchase)	General Fund	47.81
2026-03-16	JP MORGAN CHASE BANK, N.A. PROCUREMENT	00595808	PC0226FIRE	AMAZON MKTPL (Purchase)	General Fund	58.89
2026-03-16	JP MORGAN CHASE BANK, N.A. PROCUREMENT	00595808	PC0226FIRE	AMAZON.COM*B92EU833 (Purchase)	General Fund	24.94
2026-03-16	JP MORGAN CHASE BANK, N.A. PROCUREMENT	00595808	PC0226FIRE	AMAZON.COM*V666U0Q3 (Purchase)	General Fund	14.10
2026-03-16	JP MORGAN CHASE BANK, N.A. PROCUREMENT	00595808	PC0226FIRE	AMAZON.COM (Credit)	General Fund	-12.47
2026-03-16	JP MORGAN CHASE BANK, N.A. PROCUREMENT	00595808	PC0226FIRE	AMAZON MKTPL (Purchase)	General Fund	131.36
2026-03-16	JP MORGAN CHASE BANK, N.A.	00595808	PC0226FIRE	HOMEDEPOT.COM (Purchase)	General Fund	46.63

Payment Date	Vendor Name	Voucher No.	Invoice No.	Description	Fund Code	Amount Paid
	PROCUREMENT					
2026-03-16	JP MORGAN CHASE BANK, N.A. PROCUREMENT	00595808	PC0226FIRE	AMAZON MKTPL (Purchase)	General Fund	87.15
2026-03-16	JP MORGAN CHASE BANK, N.A. PROCUREMENT	00595808	PC0226FIRE	DYSON DIRECT INC (Purchase)	General Fund	43.64
2026-03-16	JP MORGAN CHASE BANK, N.A. PROCUREMENT	00595808	PC0226FIRE	HOMEDEPOT.COM (Purchase)	General Fund	103.61
2026-03-16	JP MORGAN CHASE BANK, N.A. PROCUREMENT	00595808	PC0226FIRE	AMAZON MKTPL (Purchase)	General Fund	28.20
2026-03-16	JP MORGAN CHASE BANK, N.A. PROCUREMENT	00595808	PC0226FIRE	COSTCO DELIVERY 84 (Purchase)	General Fund	939.84
2026-03-16	JP MORGAN CHASE BANK, N.A. PROCUREMENT	00595808	PC0226FIRE	AMAZON MKTPL (Purchase)	General Fund	26.40
2026-03-16	JP MORGAN CHASE BANK, N.A. PROCUREMENT	00595808	PC0226FIRE	AMAZON MKTPL (Purchase)	General Fund	23.19
2026-03-16	JP MORGAN CHASE BANK, N.A. PROCUREMENT	00595808	PC0226FIRE	COSTCO DELIVERY 84 (Purchase)	General Fund	469.92
2026-03-16	JP MORGAN CHASE BANK, N.A. PROCUREMENT	00595808	PC0226FIRE	AMAZON MKTPL (Purchase)	General Fund	8.77
2026-03-16	JP MORGAN CHASE BANK, N.A. PROCUREMENT	00595808	PC0226FIRE	AMAZON MKTPL (Purchase)	General Fund	20.71
2026-03-16	JP MORGAN CHASE BANK, N.A. PROCUREMENT	00595808	PC0226FIRE	AMAZON MKTPL (Purchase)	General Fund	93.27
2026-03-16	JP MORGAN CHASE BANK, N.A. PROCUREMENT	00595808	PC0226FIRE	AMAZON MKTPL (Purchase)	General Fund	42.54
2026-03-16	JP MORGAN CHASE BANK, N.A. PROCUREMENT	00595808	PC0226FIRE	AMAZON MKTPL (Purchase)	General Fund	142.14
2026-03-16	JP MORGAN CHASE BANK, N.A. PROCUREMENT	00595808	PC0226FIRE	AMAZON MKTPL (Purchase)	General Fund	126.69
2026-03-16	JP MORGAN CHASE BANK, N.A. PROCUREMENT	00595808	PC0226FIRE	SP BRANCH BASICS (Purchase)	General Fund	137.50
2026-03-16	JP MORGAN CHASE BANK, N.A. PROCUREMENT	00595808	PC0226FIRE	FASTRAK VIOLATION C (Purchase)	General Fund	11.50
2026-03-16	JP MORGAN CHASE BANK, N.A. PROCUREMENT	00595808	PC0226FIRE	AMAZON MKTPL (Purchase)	General Fund	32.40

Payment Date	Vendor Name	Voucher No.	Invoice No.	Description	Fund Code	Amount Paid
2026-03-16	JP MORGAN CHASE BANK, N.A. PROCUREMENT	00595808	PC0226FIRE	AMAZON MKTPL (Purchase)	General Fund	7.63
2026-03-16	JP MORGAN CHASE BANK, N.A. PROCUREMENT	00595808	PC0226FIRE	FASTRAK VIOLATION C (Purchase)	General Fund	12.25
2026-03-16	JP MORGAN CHASE BANK, N.A. PROCUREMENT	00595808	PC0226FIRE	SP PACIFIC COAST FL (Purchase)	General Fund	162.01
2026-03-16	JP MORGAN CHASE BANK, N.A. PROCUREMENT	00595808	PC0226FIRE	GRAINGER (Purchase)	General Fund	18.14
2026-03-16	JP MORGAN CHASE BANK, N.A. PROCUREMENT	00595808	PC0226FIRE	COSTCO DELIVERY 84 (Purchase)	General Fund	375.66
2026-03-16	JP MORGAN CHASE BANK, N.A. PROCUREMENT	00595808	PC0226FIRE	TRIMBLE INC. (Purchase)	General Fund	19.99
2026-03-16	JP MORGAN CHASE BANK, N.A. PROCUREMENT	00595808	PC0226FIRE	AMAZON MKTPLACE PMTS (Credit)	General Fund	-17.43
2026-03-16	JP MORGAN CHASE BANK, N.A. PROCUREMENT	00595808	PC0226FIRE	PY *ALERT ALL CORP (Purchase)	General Fund	818.44
2026-03-16	JP MORGAN CHASE BANK, N.A. PROCUREMENT	00595808	PC0226FIRE	AMAZON MKTPL (Purchase)	General Fund	2,307.95
2026-03-16	JP MORGAN CHASE BANK, N.A. PROCUREMENT	00595808	PC0226FIRE	TARGET 00028 (Purchase)	General Fund	81.83
2026-03-16	JP MORGAN CHASE BANK, N.A. PROCUREMENT	00595808	PC0226FIRE	FIRESMARTPROMOS.COM (Purchase)	General Fund	149.50
2026-03-16	JP MORGAN CHASE BANK, N.A. PROCUREMENT	00595810	PC0226INFO	AMAZON MKTPL (Purchase)	Information Technology Service	359.94
2026-03-16	JP MORGAN CHASE BANK, N.A. PROCUREMENT	00595810	PC0226INFO	AMAZON MKTPL (Purchase)	Information Technology Service	268.30
2026-03-16	JP MORGAN CHASE BANK, N.A. PROCUREMENT	00595810	PC0226INFO	AMAZON MKTPL (Purchase)	Information Technology Service	27.45
2026-03-16	JP MORGAN CHASE BANK, N.A. PROCUREMENT	00595810	PC0226INFO	WEB (Purchase)	Information Technology Service	551.86
2026-03-16	JP MORGAN CHASE BANK, N.A. PROCUREMENT	00595810	PC0226INFO	CDW GOVT AI2J43B (Purchase)	Sewer Utility	676.39
2026-03-16	JP MORGAN CHASE BANK, N.A. PROCUREMENT	00595810	PC0226INFO	DNH*GODADDY (Purchase)	Information Technology Service	14.99
2026-03-16	JP MORGAN CHASE BANK, N.A.	00595811	PC0226LIBR	AMAZON MKTPL (Purchase)	Library Operating Grant	153.64

Payment Date	Vendor Name	Voucher No.	Invoice No.	Description	Fund Code	Amount Paid
	PROCUREMENT				Fund	
2026-03-16	JP MORGAN CHASE BANK, N.A. PROCUREMENT	00595810	PC0226INFO	AMAZON MKTPL (Purchase)	Information Technology Service	723.30
2026-03-16	JP MORGAN CHASE BANK, N.A. PROCUREMENT	00595810	PC0226INFO	AMAZON MKTPL (Purchase)	Information Technology Service	276.63
2026-03-16	JP MORGAN CHASE BANK, N.A. PROCUREMENT	00595810	PC0226INFO	THE SOURCING GROUP (Purchase)	Information Technology Service	141.86
2026-03-16	JP MORGAN CHASE BANK, N.A. PROCUREMENT	00595810	PC0226INFO	ZOOM.COM 888-799-96 (Purchase)	Information Technology Service	1,020.89
2026-03-16	JP MORGAN CHASE BANK, N.A. PROCUREMENT	00595811	PC0226LIBR	TST* BAY AREA PIZZA (Purchase)	Library Operating Grant Fund	237.85
2026-03-16	JP MORGAN CHASE BANK, N.A. PROCUREMENT	00595811	PC0226LIBR	TST* BAY AREA PIZZA (Purchase)	Library Operating Grant Fund	338.54
2026-03-16	JP MORGAN CHASE BANK, N.A. PROCUREMENT	00595811	PC0226LIBR	AMAZON.COM*KW7AN8Z2 (Purchase)	Library Operating Grant Fund	99.90
2026-03-16	JP MORGAN CHASE BANK, N.A. PROCUREMENT	00595811	PC0226LIBR	AMAZON MKTPL (Purchase)	Library Operating Grant Fund	10.90
2026-03-16	JP MORGAN CHASE BANK, N.A. PROCUREMENT	00595811	PC0226LIBR	MICHAELS 9490 (Purchase)	Library Operating Grant Fund	53.70
2026-03-16	JP MORGAN CHASE BANK, N.A. PROCUREMENT	00595811	PC0226LIBR	AMAZON MKTPL (Purchase)	Library Operating Grant Fund	136.31
2026-03-16	JP MORGAN CHASE BANK, N.A. PROCUREMENT	00595811	PC0226LIBR	COSTCO WHSE 0129 (Purchase)	Library Operating Grant Fund	76.94
2026-03-16	JP MORGAN CHASE BANK, N.A. PROCUREMENT	00595806	PC0226FACL	THE HOME DEPOT 630 (Purchase)	General Government - Other	69.11
2026-03-16	JP MORGAN CHASE BANK, N.A. PROCUREMENT	00595806	PC0226FACL	RE MICHEL 272 (Purchase)	General Government - Other	120.82
2026-03-16	JP MORGAN CHASE BANK, N.A. PROCUREMENT	00595806	PC0226FACL	RE MICHEL 272 (Purchase)	General Government - Other	275.63
2026-03-16	JP MORGAN CHASE BANK, N.A. PROCUREMENT	00595806	PC0226FACL	RE MICHEL 272 (Purchase)	General Government - Other	201.56
2026-03-16	JP MORGAN CHASE BANK, N.A. PROCUREMENT	00595806	PC0226FACL	RE MICHEL 272 (Purchase)	General Government - Other	197.78
2026-03-16	JP MORGAN CHASE BANK, N.A. PROCUREMENT	00595807	PC0226FINC	AMAZON MKTPL (Purchase)	Sewer Utility	107.94

Payment Date	Vendor Name	Voucher No.	Invoice No.	Description	Fund Code	Amount Paid
2026-03-16	JP MORGAN CHASE BANK, N.A. PROCUREMENT	00595807	PC0226FINC	THE HOME DEPOT 063 (Purchase)	Sewer Utility	58.86
2026-03-16	JP MORGAN CHASE BANK, N.A. PROCUREMENT	00595817	PC0226WATR	AMAZON MKTPL (Purchase)	Sewer Utility	20.62
2026-03-16	JP MORGAN CHASE BANK, N.A. PROCUREMENT	00595817	PC0226WATR	CALIFORNIA WATER EN (Purchase)	Sewer Utility	251.00
2026-03-16	JP MORGAN CHASE BANK, N.A. PROCUREMENT	00595817	PC0226WATR	CAMPBELL METAL SUPP (Purchase)	Sewer Utility	98.71
2026-03-16	JP MORGAN CHASE BANK, N.A. PROCUREMENT	00595817	PC0226WATR	CAMPBELL METAL SUPP (Purchase)	Sewer Utility	2,828.57
2026-03-16	JP MORGAN CHASE BANK, N.A. PROCUREMENT	00595817	PC0226WATR	PENINSULA BLDNG MAT (Purchase)	Sewer Utility	709.31
2026-03-16	JP MORGAN CHASE BANK, N.A. PROCUREMENT	00595817	PC0226WATR	AMAZON MKTPL (Purchase)	Sewer Utility	160.98
2026-03-16	JP MORGAN CHASE BANK, N.A. PROCUREMENT	00595817	PC0226WATR	AMAZON MKTPL (Purchase)	Sewer Utility	180.91
2026-03-16	JP MORGAN CHASE BANK, N.A. PROCUREMENT	00595817	PC0226WATR	REED GRAHAM INC. (Purchase)	Sewer Utility	164.06
2026-03-16	JP MORGAN CHASE BANK, N.A. PROCUREMENT	00595817	PC0226WATR	OMEGA INDUSTRIAL SU (Purchase)	Sewer Utility	1,574.85
2026-03-16	JP MORGAN CHASE BANK, N.A. PROCUREMENT	00595817	PC0226WATR	NYX*8336322778 ELEC (Purchase)	Sewer Utility	20.25
2026-03-16	JP MORGAN CHASE BANK, N.A. PROCUREMENT	00595817	PC0226WATR	THE SOURCING GROUP (Purchase)	Sewer Utility	501.97
2026-03-16	JP MORGAN CHASE BANK, N.A. PROCUREMENT	00595817	PC0226WATR	AMAZON MKTPL (Purchase)	Sewer Utility	24.57
2026-03-16	JP MORGAN CHASE BANK, N.A. PROCUREMENT	00595817	PC0226WATR	AMAZON.COM*VM3BH47T (Purchase)	Sewer Utility	20.45
2026-03-16	JP MORGAN CHASE BANK, N.A. PROCUREMENT	00595817	PC0226WATR	CENTRAL WHOLESALE N (Purchase)	Sewer Utility	15.15
2026-03-16	JP MORGAN CHASE BANK, N.A. PROCUREMENT	00595798	PC0226MNGR	AMAZON MKTPL (Purchase)	General Government - Other	126.46
2026-03-16	JP MORGAN CHASE BANK, N.A. PROCUREMENT	00595816	PC0226STRT	CDTFA FLEXPAY CC (Purchase)	Fleet Operation Fund	6.96
2026-03-16	JP MORGAN CHASE BANK, N.A.	00595816	PC0226STRT	CDTFA FLEXPAY CC (Purchase)	Fleet Operation Fund	302.61

Payment Date	Vendor Name	Voucher No.	Invoice No.	Description	Fund Code	Amount Paid
	PROCUREMENT					
2026-03-16	JP MORGAN CHASE BANK, N.A. PROCUREMENT	00595806	PC0226FACL	SP TRUDOOR (Purchase)	Fleet Operation Fund	931.00
2026-03-16	JP MORGAN CHASE BANK, N.A. PROCUREMENT	00595795	PC0226AUTO	ACT*CAFIREMECHANICS (Purchase)	Fleet Operation Fund	835.00
2026-03-16	JP MORGAN CHASE BANK, N.A. PROCUREMENT	00595795	PC0226AUTO	NFPA NATL FIRE PROT (Purchase)	Fleet Operation Fund	384.27
2026-03-16	JP MORGAN CHASE BANK, N.A. PROCUREMENT	00595795	PC0226AUTO	JONES BARTLETT LE (Purchase)	Fleet Operation Fund	113.44
2026-03-16	JP MORGAN CHASE BANK, N.A. PROCUREMENT	00595795	PC0226AUTO	TXFUL.CC/DRIVING-TE (Purchase)	Fleet Operation Fund	69.00
2026-03-16	JP MORGAN CHASE BANK, N.A. PROCUREMENT	00595795	PC0226AUTO	DUTRA AND SONS LLC (Purchase)	Fleet Operation Fund	707.50
2026-03-16	JP MORGAN CHASE BANK, N.A. PROCUREMENT	00595795	PC0226AUTO	BOBCAT OF THE BAY F (Purchase)	Fleet Operation Fund	183.43
2026-03-16	JP MORGAN CHASE BANK, N.A. PROCUREMENT	00595795	PC0226AUTO	ZEP PRODUCTS (Purchase)	Fleet Operation Fund	336.68
2026-03-16	JP MORGAN CHASE BANK, N.A. PROCUREMENT	00595795	PC0226AUTO	AUTOMOTIVE TRAINING (Purchase)	Fleet Operation Fund	498.00
2026-03-16	JP MORGAN CHASE BANK, N.A. PROCUREMENT	00595795	PC0226AUTO	EXTREME TINT POLI (Purchase)	Fleet Operation Fund	460.00
2026-03-16	JP MORGAN CHASE BANK, N.A. PROCUREMENT	00595795	PC0226AUTO	AMAZON MKTPL (Purchase)	Fleet Operation Fund	19.63
2026-03-16	JP MORGAN CHASE BANK, N.A. PROCUREMENT	00595795	PC0226AUTO	AMAZON MKTPL (Purchase)	Fleet Operation Fund	19.62
2026-03-16	JP MORGAN CHASE BANK, N.A. PROCUREMENT	00595795	PC0226AUTO	AMAZON MKTPL (Purchase)	Fleet Operation Fund	232.01
2026-03-16	JP MORGAN CHASE BANK, N.A. PROCUREMENT	00595795	PC0226AUTO	AMAZON MKTPL (Purchase)	Fleet Operation Fund	98.90
2026-03-16	JP MORGAN CHASE BANK, N.A. PROCUREMENT	00595795	PC0226AUTO	ROLL-RITE LLC (Purchase)	Fleet Operation Fund	447.85
2026-03-16	JP MORGAN CHASE BANK, N.A. PROCUREMENT	00595795	PC0226AUTO	BOBCAT OF THE BAY F (Purchase)	Fleet Operation Fund	277.44
2026-03-16	JP MORGAN CHASE BANK, N.A. PROCUREMENT	00595810	PC0226INFO	BLUEBEAM INC. (Purchase)	Fire New Dvlpmnt Srvc Fee	2,080.00

Payment Date	Vendor Name	Voucher No.	Invoice No.	Description	Fund Code	Amount Paid
				Total for Payment No.:		292,950.11

Payment No: 732917

Payment Date	Vendor Name	Voucher No.	Invoice No.	Description	Fund Code	Amount Paid
2026-03-27	RECOLOGY SOUTH BAY	00594209	17365MAR2026	RECYCLING SERVICES FEB 2026	Solid Waste Program	362,766.24
				Total for Payment No.:		362,766.24

Payment No: 036342

Payment Date	Vendor Name	Voucher No.	Invoice No.	Description	Fund Code	Amount Paid
2026-03-27	SUAREZ & MUNOZ CONSTRUCTION,	00594838	1	RETENTION	SA General Obligation Bnd- CIP	-16,200.00
2026-03-27	SUAREZ & MUNOZ CONSTRUCTION,	00594838	1	HENRY SCHMIDT PARK PLAYGROUND	SA General Obligation Bnd- CIP	324,000.00
				Total for Payment No.:		307,800.00

Payment No: 036169

Payment Date	Vendor Name	Voucher No.	Invoice No.	Description	Fund Code	Amount Paid
2026-03-13	SILICON VALLEY ANIMAL CONTROL	00593213	2026-09	4TH QUARTER PAYMENT	General Fund	289,986.00
				Total for Payment No.:		289,986.00

Payment No: W26204

Payment Date	Vendor Name	Voucher No.	Invoice No.	Description	Fund Code	Amount Paid
2026-03-20	SANTA CLARA CONVENTION CENTER	00594644	2601008-01	BUSINESS DEVELOPMENT FUNDS	Deposit Funds.	200,000.00
				Total for Payment No.:		200,000.00

Payment No: 036216

Payment Date	Vendor Name	Voucher No.	Invoice No.	Description	Fund Code	Amount Paid
2026-03-20	E-BUILDER, INC	00593592	18620	YEAR 78ANNUAL SUBSCRIPTION FEE	Water Utility	28,932.80

Payment Date	Vendor Name	Voucher No.	Invoice No.	Description	Fund Code	Amount Paid
2026-03-20	E-BUILDER, INC	00593592	18620	YEAR 78ANNUAL SUBSCRIPTION FEE	General Fund	14,466.40
2026-03-20	E-BUILDER, INC	00593592	18620	YEAR 78ANNUAL SUBSCRIPTION FEE	Sewer Utility	28,932.80
2026-03-20	E-BUILDER, INC	00593592	18620	YEAR 78ANNUAL SUBSCRIPTION FEE	PW Capital Proj ManagementFund	14,466.40
2026-03-20	E-BUILDER, INC	00593592	18620	YEAR 78ANNUAL SUBSCRIPTION FEE	PW Capital Proj ManagementFund	14,466.40
2026-03-20	E-BUILDER, INC	00593592	18620	YEAR 78ANNUAL SUBSCRIPTION FEE	PW Capital Proj ManagementFund	14,466.40
				Total for Payment No.:		115,731.20

Payment No: 036115

Payment Date	Vendor Name	Voucher No.	Invoice No.	Description	Fund Code	Amount Paid
2026-03-13	BEAR ELECTRICAL SOLUTIONS, INC.	00593801	28455	TRAFFIC SIGNAL MAINTENANCE, RE	Streets and Highways Capital F	10,684.80
2026-03-13	BEAR ELECTRICAL SOLUTIONS, INC.	00593800	29068	TRAFFIC SIGNAL MAINTENANCE, RE	Streets and Highways Capital F	20,256.60
2026-03-13	BEAR ELECTRICAL SOLUTIONS, INC.	00593793	28454	TRAFFIC SIGNAL MAINTENANCE, RE	General Fund	16,090.80
2026-03-13	BEAR ELECTRICAL SOLUTIONS, INC.	00593794	28528	TRAFFIC SIGNAL MAINTENANCE, RE	General Fund	21,171.10
2026-03-13	BEAR ELECTRICAL SOLUTIONS, INC.	00593795	28726	TRAFFIC SIGNAL MAINTENANCE, RE	General Fund	18,889.20
2026-03-13	BEAR ELECTRICAL SOLUTIONS, INC.	00593796	28736	TRAFFIC SIGNAL MAINTENANCE, RE	General Fund	1,320.90
2026-03-13	BEAR ELECTRICAL SOLUTIONS, INC.	00593797	28750	TRAFFIC SIGNAL MAINTENANCE, RE	General Fund	21,266.30
2026-03-13	BEAR ELECTRICAL SOLUTIONS, INC.	00593798	29067	TRAFFIC SIGNAL MAINTENANCE, RE	General Fund	19,822.00
2026-03-13	BEAR ELECTRICAL SOLUTIONS, INC.	00593799	29089	TRAFFIC SIGNAL MAINTENANCE, RE	General Fund	32,415.40
				Total for Payment No.:		161,917.10

Payment No: 732939

Payment Date	Vendor Name	Voucher No.	Invoice No.	Description	Fund Code	Amount Paid
2026-03-27	ZANKER ROAD LANDFILL	00594204	1220261003	MIXED CONSTR & DEMO JAN 2026	Solid Waste Program	592.79
2026-03-27	ZANKER ROAD LANDFILL	00594205	10000002	INERT FEB 2026	Solid Waste Program	272.51
2026-03-27	ZANKER ROAD LANDFILL	00594206	1220261301	BRUSH/ YARDWASTE JAN 2026	Solid Waste Program	88,101.70
2026-03-27	ZANKER ROAD LANDFILL	00594207	10000301	BRUSH/ YARDWASTE FEB 2026	Solid Waste Program	58,040.72
2026-03-27	ZANKER ROAD LANDFILL	00593913	300000089	DOUGLAS FIR BARK	General Fund	299.77
2026-03-27	ZANKER ROAD LANDFILL	00593889	300000096	INFIELD BLEND SOIL	General Fund	1,279.69
				Total for Payment No.:		148,587.18

Payment No: 732891

Payment Date	Vendor Name	Voucher No.	Invoice No.	Description	Fund Code	Amount Paid
2026-03-27	IMPEC GROUP, LLC	00594269	2602126	FEB 2026	General Fund	131,294.25
2026-03-27	IMPEC GROUP, LLC	00594270	2602221	LAWERENCE STATION	LawrenceStation MaintenanceCFD	1,600.00
2026-03-27	IMPEC GROUP, LLC	00594268	2602128	CRC	General Fund	8,580.00
				Total for Payment No.:		141,474.25

Payment No: 036249

Payment Date	Vendor Name	Voucher No.	Invoice No.	Description	Fund Code	Amount Paid
2026-03-20	ORACLE AMERICA INC	00594508	101853105	PEOPLESOFT PROGRAM TECHNICAL S	General Fund	115,532.01
2026-03-20	ORACLE AMERICA INC	00594511	101900888	PEOPLESOFT PROGRAM TECHNICAL S	General Fund	21,289.12
				Total for Payment No.:		136,821.13

Payment No: 036116

Payment Date	Vendor Name	Voucher No.	Invoice No.	Description	Fund Code	Amount Paid
2026-03-13	BENEFIT COORDINATORS CORP	00593954	B0M92L	VISION & DENTAL MAR26	Payroll Liability&ClearingAcct	15,535.70
2026-03-13	BENEFIT COORDINATORS CORP	00593954	B0M92L	VISION & DENTAL MAR26	Payroll	103,834.12

Payment Date	Vendor Name	Voucher No.	Invoice No.	Description	Fund Code	Amount Paid
					Liability&ClearingAcct	
				Total for Payment No.:		119,369.82

Payment No: 732503

Payment Date	Vendor Name	Voucher No.	Invoice No.	Description	Fund Code	Amount Paid
2026-03-13	CA HIGHWAY PATROL	00591481	0000001687561	TRF CTRL NFL 49vSEAHAWK 1.3.26	General Fund	77,562.86
2026-03-13	CA HIGHWAY PATROL	00591483	0000001689677	TRF CTRL 49v.TITANS 12.14.25	General Fund	41,366.13
				Total for Payment No.:		118,928.99

Payment No: 732671

Payment Date	Vendor Name	Voucher No.	Invoice No.	Description	Fund Code	Amount Paid
2026-03-20	MILE HIGH SHOOTING ACCESSORIES	00594499	INV73881	29240ES-27 AXMC LE 338LM 27" 3	General Fund	50,972.27
2026-03-20	MILE HIGH SHOOTING ACCESSORIES	00594499	INV73881	6434 AX .338LM CIP 10-SHOT MAG	General Fund	1,067.77
2026-03-20	MILE HIGH SHOOTING ACCESSORIES	00594499	INV73881	AXMC 6.5 Conversion Kit AXMC 6	General Fund	11,130.75
2026-03-20	MILE HIGH SHOOTING ACCESSORIES	00594499	INV73881	400-0614 ZC 5-27x56 MPCT2X 36m	General Fund	25,751.31
2026-03-20	MILE HIGH SHOOTING ACCESSORIES	00594499	INV73881	SP-6002M Scope Mount Ø36 H38mm	General Fund	2,866.17
2026-03-20	MILE HIGH SHOOTING ACCESSORIES	00594499	INV73881	A-0029 Wilcox RAPTAR Adapter W	General Fund	707.13
2026-03-20	MILE HIGH SHOOTING ACCESSORIES	00594499	INV73881	MAGNUS-S-SR-338 Magnus S .338c	General Fund	9,605.18
2026-03-20	MILE HIGH SHOOTING ACCESSORIES	00594499	INV73881	MAGNUS-S-SR-30 Magnus S .30cal	General Fund	9,605.18
2026-03-20	MILE HIGH SHOOTING ACCESSORIES	00594499	INV73881	BT72-NC Super CAL Tall Atlas B	General Fund	2,209.52
2026-03-20	MILE HIGH SHOOTING ACCESSORIES	00594499	INV73881	RRS-9000029 SC-ARC SC-ARC | Ad	General Fund	1,113.08
2026-03-20	MILE HIGH SHOOTING ACCESSORIES	00594499	INV73881	VCV800-0000-BLK V800,DR,WL/WF,	General Fund	1,355.07

Payment Date	Vendor Name	Voucher No.	Invoice No.	Description	Fund Code	Amount Paid
2026-03-20	MILE HIGH SHOOTING ACCESSORIES	00594499	INV73881	Shipping	General Fund	1,080.00
2026-03-20	MILE HIGH SHOOTING ACCESSORIES	00594499	INV73881	Service Work described Work Do	General Fund	0.00
				Total for Payment No.:		117,463.43

Payment No: 036149

Payment Date	Vendor Name	Voucher No.	Invoice No.	Description	Fund Code	Amount Paid
2026-03-13	LN CURTIS & SONS	00594174	INV1039263	1101-0054 NFPA HARNESS LEG KIT	Fire Department	270.63
2026-03-13	LN CURTIS & SONS	00594174	INV1039263	1101-0055 ARAPAHO CLASS II HAR	Fire Department	36,491.39
2026-03-13	LN CURTIS & SONS	00594174	INV1039263	1101-0055 ARAPAHO CLASS II HAR	Fire Department	2,322.18
2026-03-13	LN CURTIS & SONS	00594174	INV1039263	1108-3001 NFPA TALON ESCAPE AN	Fire Department	10,148.63
2026-03-13	LN CURTIS & SONS	00594174	INV1039263	1107-1500 NFPA TSAFER ESCAPE R	Fire Department	6,547.50
2026-03-13	LN CURTIS & SONS	00594174	INV1039263	1108-2012 NFPA CORE VUDO DESCE	Fire Department	10,825.20
2026-03-13	LN CURTIS & SONS	00594176	INV1037359	300153 CMC RED PROTECH AUTO LO	Fire Department	2,875.44
2026-03-13	LN CURTIS & SONS	00594174	INV1039263	1105-0050 NFPA LANYARD END TO	Fire Department	2,479.87
2026-03-13	LN CURTIS & SONS	00594174	INV1039263	1102-3002 PS2.30 POCKET BAILOU	Fire Department	3,519.28
2026-03-13	LN CURTIS & SONS	00594174	INV1039263	1105-0046 ANCHOR/HOOK: PULL-S	Fire Department	2,204.33
2026-03-13	LN CURTIS & SONS	00594174	INV1039263	1108-1056 YATES ALUMINUM LADDE	Fire Department	95.48
2026-03-13	LN CURTIS & SONS	00594174	INV1039263	NFPA TUBULAR NYLON SLING/LOOP:	Fire Department	272.54
2026-03-13	LN CURTIS & SONS	00594174	INV1039263	SHIPPING	Fire Department	100.00
2026-03-13	LN CURTIS & SONS	00594164	INV1029348	AS NEEDED PERSONAL PROTECTIVE	General Fund	11,305.35
2026-03-13	LN CURTIS & SONS	00594168	INV1036952	AS NEEDED PERSONAL PROTECTIVE	General Fund	27,269.24
				Total for Payment No.:		116,727.06

Payment No: 000061

Payment Date	Vendor Name	Voucher No.	Invoice No.	Description	Fund Code	Amount Paid
2026-04-01	MISSION TRAIL WASTE SYSTEMS	00594202	m776	FOOD SCRAP PROC FEB 2026	Solid Waste Program	93,398.13
2026-04-01	MISSION TRAIL WASTE SYSTEMS	00595328	m776 COR	FOOD SCRAP PROC FEB 2026	Solid Waste Program	5,000.00
				Total for Payment No.:		98,398.13

Payment No: W26217

Payment Date	Vendor Name	Voucher No.	Invoice No.	Description	Fund Code	Amount Paid
2026-04-02	WASHINGTON TRUST BANK	00595452	03/15/26-03/28/26	WT:VEBA CONTRIB B2607	Fringe Benefits	93,787.50
				Total for Payment No.:		93,787.50

Payment No: 732656

Payment Date	Vendor Name	Voucher No.	Invoice No.	Description	Fund Code	Amount Paid
2026-03-20	INSIGHT PUBLIC SECTOR	00594403	1101364503	FLOCK ENHANCED LPR - LICENSE -	General Fund	7,500.00
2026-03-20	INSIGHT PUBLIC SECTOR	00594403	1101364503	FLOCK ENHANCED LPR - LICENSE -	General Fund	7,500.00
2026-03-20	INSIGHT PUBLIC SECTOR	00594403	1101364503	FLOCK GROUP FALCON INFRASTRUCT	General Fund	51,000.00
				Total for Payment No.:		66,000.00

Payment No: 732710

Payment Date	Vendor Name	Voucher No.	Invoice No.	Description	Fund Code	Amount Paid
2026-03-20	TRB AND ASSOCIATES, INC.	00594640	7004	PLAN REVIEW SERVICES	Building New Dvlpmnt Srvc Fee	73,446.06
2026-03-20	TRB AND ASSOCIATES, INC.	00594641	7034	PLAN REVIEW SERVICES	Building New Dvlpmnt Srvc Fee	17,120.00
				Total for Payment No.:		90,566.06

Payment No: 036163

Payment Date	Vendor Name	Voucher No.	Invoice No.	Description	Fund Code	Amount Paid
2026-03-13	REDWOOD CONSTRUCTN & EQUIP	00593858	13 r1	CITYWIDE EMERGENCY	Public Buildings	83,125.00

Payment Date	Vendor Name	Voucher No.	Invoice No.	Description	Fund Code	Amount Paid
	INC			GENERATOR R		
				Total for Payment No.:		83,125.00

Payment No: 036257

Payment Date	Vendor Name	Voucher No.	Invoice No.	Description	Fund Code	Amount Paid
2026-03-20	SEDGWICK CLAIMS MGMT SVCS INC	00594657	CC-8029-2026-0318075851	ESCROW DEP WORKERS COMP ACCT	Workers Compensation	80,000.00
				Total for Payment No.:		80,000.00

Payment No: 732513

Payment Date	Vendor Name	Voucher No.	Invoice No.	Description	Fund Code	Amount Paid
2026-03-13	EH WACHS	00594189	INV241501	GUILLOTINE SAWS AND EQUIPMENT	Water Utility	76,309.17
2026-03-13	EH WACHS	00594189	INV241501	SHIPPING AND HANDLING	Water Utility	1,000.00
				Total for Payment No.:		77,309.17

Payment No: 732628

Payment Date	Vendor Name	Voucher No.	Invoice No.	Description	Fund Code	Amount Paid
2026-03-20	CITY OF VACAVILLE	00593683	77627	Security SBLX NFL 2.8.26	General Fund	74,565.01
				Total for Payment No.:		74,565.01

Payment No: 732892

Payment Date	Vendor Name	Voucher No.	Invoice No.	Description	Fund Code	Amount Paid
2026-03-27	INFO-TECH RESEARCH GROUP	00595010	242304	ANNUAL ADVISORY AND REFERENCE	Information Technology Service	27,136.51
				Total for Payment No.:		27,136.51

Payment No: 036359

Payment Date	Vendor Name	Voucher No.	Invoice No.	Description	Fund Code	Amount Paid
2026-04-02	ARINI GEOGRAPHICS LLC	00595436	000523	ENTERPRISE PERMITTING	General Fund	2,765.00

Payment Date	Vendor Name	Voucher No.	Invoice No.	Description	Fund Code	Amount Paid
				SYSTEM		
2026-04-02	ARINI GEOGRAPHICS LLC	00595436	000523	CIP GIS PROFESSIONAL SERVICES	General Government - Other	22,284.50
2026-04-02	ARINI GEOGRAPHICS LLC	00595436	000523	OPERATIONAL GIS PROFESSIONAL S	Information Technology Service	47,537.50
				Total for Payment No.:		72,587.00

Payment No: 036328

Payment Date	Vendor Name	Voucher No.	Invoice No.	Description	Fund Code	Amount Paid
2026-03-27	PACKET FUSION INC	00595011	PB17589	VOIP PHONE SUPPORT AND MAINTEN	Information Technology Service	71,777.80
				Total for Payment No.:		71,777.80

Payment No: 036334

Payment Date	Vendor Name	Voucher No.	Invoice No.	Description	Fund Code	Amount Paid
2026-03-27	REDWOOD CONSTRUCTN & EQUIP INC	00595014	14 r1	CITYWIDE EMERGENCY GENERATOR R	Public Buildings	39,662.50
2026-03-27	REDWOOD CONSTRUCTN & EQUIP INC	00595014	14 r1	CONTINGENCY.	Public Buildings	28,688.76
				Total for Payment No.:		68,351.26

Payment No: 732613

Payment Date	Vendor Name	Voucher No.	Invoice No.	Description	Fund Code	Amount Paid
2026-03-20	ABODE SERVICES	00594636	TBRA-01-2026AB-CAHF	Abode TBRA CAHF	City Affordable Housing	23,270.15
2026-03-20	ABODE SERVICES	00594635	TBRA-01-2026AB-HOME	Abode TBRA HOME FY25/26	H.U.D Capital Projects	43,147.07
				Total for Payment No.:		66,417.22

Payment No: 003969

Payment Date	Vendor Name	Voucher No.	Invoice No.	Description	Fund Code	Amount Paid
2026-03-20	CA DEPT OF TAX & FEE ADMIN	00593944	FEBRUARY 2026	DD:SALES & USE TAX	Water Utility	284.70

Payment Date	Vendor Name	Voucher No.	Invoice No.	Description	Fund Code	Amount Paid
2026-03-20	CA DEPT OF TAX & FEE ADMIN	00593944	FEBRUARY 2026	DD:SALES & USE TAX	Cemetery	5.39
2026-03-20	CA DEPT OF TAX & FEE ADMIN	00593944	FEBRUARY 2026	DD:SALES & USE TAX	Cemetery	63.96
2026-03-20	CA DEPT OF TAX & FEE ADMIN	00593944	FEBRUARY 2026	DD:SALES & USE TAX	Police Operating Grant Fund	81.21
2026-03-20	CA DEPT OF TAX & FEE ADMIN	00593944	FEBRUARY 2026	DD:SALES & USE TAX	Public Buildings	5.93
2026-03-20	CA DEPT OF TAX & FEE ADMIN	00593944	FEBRUARY 2026	DD:SALES & USE TAX	Water Utility Construction	793.88
2026-03-20	CA DEPT OF TAX & FEE ADMIN	00593944	FEBRUARY 2026	DD:SALES & USE TAX	General Fund	2,027.82
2026-03-20	CA DEPT OF TAX & FEE ADMIN	00593944	FEBRUARY 2026	DD:SALES & USE TAX	Fleet Operation Fund	50.27
				Total for Payment No.:		3,313.16

Payment No: 036295

Payment Date	Vendor Name	Voucher No.	Invoice No.	Description	Fund Code	Amount Paid
2026-03-27	DELL MARKETING LP	00595007	10865431484	COMPUTER EQUIPMENT - NON-TAXAB	General Fund	361.06
2026-03-27	DELL MARKETING LP	00595007	10865431484	COMPUTER EQUIPMENT - NON-TAXAB	General Fund	258.60
2026-03-27	DELL MARKETING LP	00595007	10865431484	COMPUTER EQUIPMENT - NON-TAXAB	S.C.Stadium Authority Ops	602.97
2026-03-27	DELL MARKETING LP	00595007	10865431484	COMPUTER EQUIPMENT - NON-TAXAB	General Fund	119.15
2026-03-27	DELL MARKETING LP	00595007	10865431484	COMPUTER EQUIPMENT - NON-TAXAB	General Fund	361.06
2026-03-27	DELL MARKETING LP	00595007	10865431484	ENVIRONMENTAL FEES	S.C.Stadium Authority Ops	23.38
2026-03-27	DELL MARKETING LP	00595007	10865431484	ENVIRONMENTAL FEES	General Fund	4.62
2026-03-27	DELL MARKETING LP	00595007	10865431484	ENVIRONMENTAL FEES	General Fund	14.00
2026-03-27	DELL MARKETING LP	00595008	10865683956	COMPUTER EQUIPMENT - TAXABLE	General Fund	7,492.72
2026-03-27	DELL MARKETING LP	00595007	10865431484	ENVIRONMENTAL FEES	General Fund	14.00
2026-03-27	DELL MARKETING LP	00595007	10865431484	ENVIRONMENTAL FEES	General Fund	4.00

Payment Date	Vendor Name	Voucher No.	Invoice No.	Description	Fund Code	Amount Paid
2026-03-27	DELL MARKETING LP	00595006	10865151823	COMPUTER EQUIPMENT - TAXABLE	General Fund	13,346.82
2026-03-27	DELL MARKETING LP	00595006	10865151823	ENVIRONMENTAL FEES - NON-TAXAB	General Fund	55.00
2026-03-27	DELL MARKETING LP	00595007	10865431484	COMPUTER EQUIPMENT - TAXABLE	General Fund	2,055.67
2026-03-27	DELL MARKETING LP	00595007	10865431484	COMPUTER EQUIPMENT - TAXABLE	General Fund	1,472.37
2026-03-27	DELL MARKETING LP	00595007	10865431484	COMPUTER EQUIPMENT - TAXABLE	S.C.Stadium Authority Ops	3,432.97
2026-03-27	DELL MARKETING LP	00595007	10865431484	COMPUTER EQUIPMENT - TAXABLE	General Fund	678.38
2026-03-27	DELL MARKETING LP	00595007	10865431484	COMPUTER EQUIPMENT - TAXABLE	General Fund	2,055.67
2026-03-27	DELL MARKETING LP	00595007	10865431484	COMPUTER EQUIPMENT - TAXABLE	Information Technology Service	15,479.28
2026-03-27	DELL MARKETING LP	00595007	10865431484	ENVIRONMENTAL FEES	Information Technology Service	32.00
2026-03-27	DELL MARKETING LP	00595008	10865683956	COMPUTER EQUIPMENT - TAXABLE	Information Technology Service	11,758.95
2026-03-27	DELL MARKETING LP	00595007	10865431484	COMPUTER EQUIPMENT - NON-TAXAB	Information Technology Service	2,718.78
				Total for Payment No.:		62,341.45

Payment No: 036218

Payment Date	Vendor Name	Voucher No.	Invoice No.	Description	Fund Code	Amount Paid
2026-03-20	ELB US INC	00594607	USJC028160	VIDEO SYSTEMS EQUIPMENT	Fire Department	16,945.57
2026-03-20	ELB US INC	00594607	USJC028160	CONTROL SYSTEMS EQUIPMENT	Fire Department	6,015.23
2026-03-20	ELB US INC	00594607	USJC028160	IMPLEMENTATION AND INSTALLATIO	Fire Department	9,740.12
2026-03-20	ELB US INC	00594607	USJC028160	VIDEO SYSTEMS EQUIPMENT	General Fund	9,857.75
2026-03-20	ELB US INC	00594607	USJC028160	VIDEO SYSTEMS EQUIPMENT	General Fund	5,784.30
2026-03-20	ELB US INC	00594607	USJC028160	CONTROL SYSTEMS EQUIPMENT	General Fund	3,499.25

Payment Date	Vendor Name	Voucher No.	Invoice No.	Description	Fund Code	Amount Paid
2026-03-20	ELB US INC	00594607	USJC028160	CONTROL SYSTEMS EQUIPMENT	General Fund	2,053.27
2026-03-20	ELB US INC	00594607	USJC028160	IMPLEMENTATION AND INSTALLATIO	General Fund	5,666.13
2026-03-20	ELB US INC	00594607	USJC028160	IMPLEMENTATION AND INSTALLATIO	General Fund	3,324.75
				Total for Payment No.:		62,886.37

Payment No: 732966

Payment Date	Vendor Name	Voucher No.	Invoice No.	Description	Fund Code	Amount Paid
2026-04-02	BKF ENGINEERS	00595396	26030709	DESIGN SERVICES FOR PLANS TO R	Sewer Utility Construction	62,043.70
				Total for Payment No.:		62,043.70

Payment No: 036213

Payment Date	Vendor Name	Voucher No.	Invoice No.	Description	Fund Code	Amount Paid
2026-03-20	CSG CONSULTANTS INC	00594516	B260125	PLAN REVIEW SERVICES	Building New Dvlpmnt Srvc Fee	8,258.09
				Total for Payment No.:		8,258.09

Payment No: 036360

Payment Date	Vendor Name	Voucher No.	Invoice No.	Description	Fund Code	Amount Paid
2026-04-02	AXON ENTERPRISE, INC.	00593475	INUS427289		General Fund	33,756.81
2026-04-02	AXON ENTERPRISE, INC.	00593475	INUS427289	Axon BWC Services	General Fund	26,455.39
				Total for Payment No.:		60,212.20

Payment No: 732611

Payment Date	Vendor Name	Voucher No.	Invoice No.	Description	Fund Code	Amount Paid
2026-03-20	PG&E	00594575	2490226441-5 MAR2026	NORTHSIDE LIB 695 MORELAND WAY	General Fund	618.68
2026-03-20	PG&E	00594575	2490226441-5 MAR2026	POOL/2250 ROYAL	General Fund	8,409.73

Payment Date	Vendor Name	Voucher No.	Invoice No.	Description	Fund Code	Amount Paid
2026-03-20	PG&E	00594575	2490226441-5 MAR2026	SR CNTR 1303 FREMONT ST	General Fund	6,880.83
2026-03-20	PG&E	00594575	2490226441-5 MAR2026	FIRE-STA2 1900 WALSH AVE.	General Fund	1,836.43
2026-03-20	PG&E	00594575	2490226441-5 MAR2026	BERMAN BLDG-1405 CIVIC CTR	General Fund	1,427.73
2026-03-20	PG&E	00594575	2490226441-5 MAR2026	FIRE/#1 777 BENTON	General Fund	1,442.04
2026-03-20	PG&E	00594575	2490226441-5 MAR2026	FIRE/#4-2323 PRUNERIDGE	General Fund	299.12
2026-03-20	PG&E	00594575	2490226441-5 MAR2026	POOL/BUCHER-REBIERO	General Fund	8.11
2026-03-20	PG&E	00594575	2490226441-5 MAR2026	STREET/1700 WALSH 50%	General Fund	1,478.54
2026-03-20	PG&E	00594575	2490226441-5 MAR2026	CITY HALL-1500 WARBURTON	General Fund	4,159.47
2026-03-20	PG&E	00594575	2490226441-5 MAR2026	POLICE/601 EL CAMINO	General Fund	6,796.60
2026-03-20	PG&E	00594575	2490226441-5 MAR2026	COMM SVCS-1515 EL CAMINO REAL	General Fund	150.16
2026-03-20	PG&E	00594575	2490226441-5 MAR2026	POOL/BACHER-REBIERO STS	General Fund	7,154.92
2026-03-20	PG&E	00594575	2490226441-5 MAR2026	FIRE/#9-3011 CORVIN	General Fund	1,486.33
2026-03-20	PG&E	00594575	2490226441-5 MAR2026	GYM/2450 CABRILLO	General Fund	1,432.23
2026-03-20	PG&E	00594575	2490226441-5 MAR2026	SPORTS CTR/3445 BENTON	General Fund	165.42
2026-03-20	PG&E	00594575	2490226441-5 MAR2026	CRC/969 KIELY	General Fund	3,653.37
2026-03-20	PG&E	00594575	2490226441-5 MAR2026	LIBRARY/2635 HOMESTEAD	General Fund	5,174.67
2026-03-20	PG&E	00594575	2490226441-5 MAR2026	POOL/2625 PATRICIA	General Fund	31.51
2026-03-20	PG&E	00594575	2490226441-5 MAR2026	YOUTH SOCCER 5049 CENTENNIAL	General Fund	133.82
2026-03-20	PG&E	00594575	2490226441-5 MAR2026	PARKS/4750 LICK MILL BLVD	General Fund	436.72
2026-03-20	PG&E	00594575	2490226441-5 MAR2026	FIRE/#3 2821 HOMESTEAD RD	General Fund	176.78
2026-03-20	PG&E	00594575	2490226441-5 MAR2026	FIRE/#6-888 AGNEW RD	General Fund	764.05
2026-03-20	PG&E	00594575	2490226441-5 MAR2026	POOL/3750 DELA CRUZ	General Fund	38.39
2026-03-20	PG&E	00594575	2490226441-5 MAR2026	2975 LAFAYETTE ST.	General Fund	89.72
2026-03-20	PG&E	00594575	2490226441-5 MAR2026	POL SUBSTN/3992 RIVERMARK PLZ	General Fund	457.74
2026-03-20	PG&E	00594575	2490226441-5 MAR2026	PUMP/4495 N 1ST ST	Sewer Utility	3,758.31
2026-03-20	PG&E	00594575	2490226441-5 MAR2026	PUMP/ELEC-LAWRENCE/HSTEAD	Sewer Utility	12.39

Payment Date	Vendor Name	Voucher No.	Invoice No.	Description	Fund Code	Amount Paid
2026-03-20	PG&E	00594575	2490226441-5 MAR2026	BACKUP GEN/2279 CALLE DE LUNA	Sewer Utility	8.11
2026-03-20	PG&E	00594575	2490226441-5 MAR2026	AUTO SVCS/1700 WALSH 50%	Fleet Operation Fund	1,478.54
				Total for Payment No.:		59,960.46

Payment No: 732636

Payment Date	Vendor Name	Voucher No.	Invoice No.	Description	Fund Code	Amount Paid
2026-03-20	DEERE & COMPANY	00594401	117884710	TURF UTILITY VEHICLE 141ITC -	Vehicle Replacement Fund	37,302.08
2026-03-20	DEERE & COMPANY	00594401	117884710	JDPROGATOR-30 CAB ENCLOSURE	Vehicle Replacement Fund	11,512.82
2026-03-20	DEERE & COMPANY	00594401	117884710	4WD TRACTION UNIT 1191	Vehicle Replacement Fund	6,779.18
2026-03-20	DEERE & COMPANY	00594401	117884710	CARGO BOX 9776	Vehicle Replacement Fund	2,564.38
2026-03-20	DEERE & COMPANY	00594401	117884710	CA TIRE FEE	Vehicle Replacement Fund	7.00
				Total for Payment No.:		58,165.46

Payment No: 732863

Payment Date	Vendor Name	Voucher No.	Invoice No.	Description	Fund Code	Amount Paid
2026-03-27	CELLEBRITE INC.	00593862	INVUS295994	Annual Celelebrite	General Fund	15,000.00
2026-03-27	CELLEBRITE INC.	00593862	INVUS295994	Annual Celelebrite	General Fund	43,127.61
				Total for Payment No.:		58,127.61

Payment No: 036258

Payment Date	Vendor Name	Voucher No.	Invoice No.	Description	Fund Code	Amount Paid
2026-03-20	SEDGWICK CLAIMS MGMT SVCS INC	00594408	400000284864	WORKERS' COMP APR 2026	Workers Compensation	28,757.75
2026-03-20	SEDGWICK CLAIMS MGMT SVCS INC	00594407	400000280193	WORKERS' COMP MAR 2026	Workers Compensation	28,757.75
				Total for Payment No.:		57,515.50

Payment No: 036256

Payment Date	Vendor Name	Voucher No.	Invoice No.	Description	Fund Code	Amount Paid
2026-03-20	SAITECH INC	00594399	261344	ADOBE ACROBAT PRO (30002125CC0	Water Utility	45.78
2026-03-20	SAITECH INC	00594399	261344	ADOBE CREATIVE CLOUD ALL APPS	Water Utility	469.44
2026-03-20	SAITECH INC	00594399	261344	ADOBE ACROBAT PRO (30002125CC0	Water Utility	852.79
2026-03-20	SAITECH INC	00594399	261344	ADOBE ACROBAT PRO (30002125CC0	Water Utility	45.78
2026-03-20	SAITECH INC	00594399	261344	ADOBE ACROBAT PRO (30002125CC0	Cemetery	95.67
2026-03-20	SAITECH INC	00594399	261344	ADOBE ACROBAT PRO (30002125CC0	Solid Waste Program	378.56
2026-03-20	SAITECH INC	00594399	261344	ADOBE ACROBAT PRO (30002125CC0	Building New Dvlpmnt Srvc Fee	1,709.76
2026-03-20	SAITECH INC	00594399	261344	ADOBE ACROBAT PRO (30002125CC0	Building New Dvlpmnt Srvc Fee	95.67
2026-03-20	SAITECH INC	00594399	261344	ADOBE ACROBAT PRO (30002125CC0	General Fund	95.67
2026-03-20	SAITECH INC	00594399	261344	ADOBE ACROBAT PRO (30002125CC0	General Fund	191.37
2026-03-20	SAITECH INC	00594399	261344	ADOBE ACROBAT PRO (30002125CC0	General Fund	95.67
2026-03-20	SAITECH INC	00594399	261344	ADOBE ACROBAT PRO (30002125CC0	General Fund	95.67
2026-03-20	SAITECH INC	00594399	261344	ADOBE ACROBAT PRO (30002125CC0	General Fund	191.37
2026-03-20	SAITECH INC	00594399	261344	ADOBE ACROBAT PRO (30002125CC0	General Fund	378.56
2026-03-20	SAITECH INC	00594399	261344	ADOBE ACROBAT PRO (30002125CC0	General Fund	95.67
2026-03-20	SAITECH INC	00594399	261344	ADOBE ACROBAT PRO (30002125CC0	General Fund	191.37
2026-03-20	SAITECH INC	00594399	261344	ADOBE ACROBAT PRO (30002125CC0	General Fund	95.67

Payment Date	Vendor Name	Voucher No.	Invoice No.	Description	Fund Code	Amount Paid
2026-03-20	SAITECH INC	00594399	261344	ADOBE ACROBAT PRO (30002125CC0	General Fund	282.89
2026-03-20	SAITECH INC	00594399	261344	ADOBE ACROBAT PRO (30002125CC0	General Fund	2,362.91
2026-03-20	SAITECH INC	00594399	261344	ADOBE ACROBAT PRO (30002125CC0	General Fund	191.37
2026-03-20	SAITECH INC	00594399	261344	ADOBE ACROBAT PRO (30002125CC0	General Fund	1,331.20
2026-03-20	SAITECH INC	00594399	261344	ADOBE ACROBAT PRO (30002125CC0	General Fund	282.89
2026-03-20	SAITECH INC	00594399	261344	ADOBE ACROBAT PRO (30002125CC0	General Fund	665.60
2026-03-20	SAITECH INC	00594399	261344	ADOBE ACROBAT PRO (30002125CC0	General Fund	95.67
2026-03-20	SAITECH INC	00594399	261344	ADOBE ACROBAT PRO (30002125CC0	General Fund	852.79
2026-03-20	SAITECH INC	00594399	261344	ADOBE ACROBAT PRO (30002125CC0	General Fund	191.37
2026-03-20	SAITECH INC	00594399	261344	ADOBE ACROBAT PRO (30002125CC0	General Fund	191.37
2026-03-20	SAITECH INC	00594399	261344	ADOBE ACROBAT PRO (30002125CC0	General Fund	474.23
2026-03-20	SAITECH INC	00594399	261344	ADOBE ACROBAT PRO (30002125CC0	General Fund	1,896.95
2026-03-20	SAITECH INC	00594399	261344	ADOBE ACROBAT PRO (30002125CC0	General Fund	378.56
2026-03-20	SAITECH INC	00594399	261344	ADOBE ACROBAT PRO (30002125CC0	General Fund	1,805.43
2026-03-20	SAITECH INC	00594399	261344	ADOBE ACROBAT PRO (30002125CC0	General Fund	1,422.72
2026-03-20	SAITECH INC	00594399	261344	ADOBE ACROBAT PRO (30002125CC0	General Fund	95.67
2026-03-20	SAITECH INC	00594399	261344	ADOBE CREATIVE CLOUD ALL APPS	General Fund	2,816.60
2026-03-20	SAITECH INC	00594399	261344	ADOBE CREATIVE CLOUD ALL	General Fund	939.05

Payment Date	Vendor Name	Voucher No.	Invoice No.	Description	Fund Code	Amount Paid
				APPS		
2026-03-20	SAITECH INC	00594399	261344	ADOBE ACROBAT PRO (30002125CC0	General Fund	569.93
2026-03-20	SAITECH INC	00594399	261344	ADOBE CREATIVE CLOUD ALL APPS	General Fund	1,878.08
2026-03-20	SAITECH INC	00594399	261344	ADOBE CREATIVE CLOUD ALL APPS	General Fund	939.05
2026-03-20	SAITECH INC	00594399	261344	ADOBE PREMIERE PRO - EDITION 4	General Fund	389.00
2026-03-20	SAITECH INC	00594399	261344	ADOBE CREATIVE CLOUD ALL APPS	General Fund	1,878.08
2026-03-20	SAITECH INC	00594399	261344	ADOBE CREATIVE CLOUD ALL APPS	General Fund	1,878.08
2026-03-20	SAITECH INC	00594399	261344	ADOBE CREATIVE CLOUD ALL APPS	General Fund	939.05
2026-03-20	SAITECH INC	00594399	261344	ADOBE CREATIVE CLOUD ALL APPS	General Fund	939.05
2026-03-20	SAITECH INC	00594399	261344	ADOBE ACROBAT PRO (30002125CC0	General Fund	1,139.83
2026-03-20	SAITECH INC	00594399	261344	ADOBE ACROBAT PRO (30002125CC0	General Fund	474.23
2026-03-20	SAITECH INC	00594399	261344	ADOBE ACROBAT PRO (30002125CC0	General Fund	95.67
2026-03-20	SAITECH INC	00594399	261344	ADOBE ACROBAT PRO (30002125CC0	General Fund	378.56
2026-03-20	SAITECH INC	00594399	261344	ADOBE ACROBAT PRO (30002125CC0	S.C.Stadium Authority Ops	191.37
2026-03-20	SAITECH INC	00594399	261344	ADOBE ACROBAT PRO (30002125CC0	General Fund	474.23
2026-03-20	SAITECH INC	00594399	261344	ADOBE ACROBAT PRO (30002125CC0	General Fund	474.23
2026-03-20	SAITECH INC	00594399	261344	ADOBE ACROBAT PRO (30002125CC0	General Fund	1,331.20
2026-03-20	SAITECH INC	00594399	261344	ADOBE ACROBAT PRO (30002125CC0	General Fund	474.23

Payment Date	Vendor Name	Voucher No.	Invoice No.	Description	Fund Code	Amount Paid
2026-03-20	SAITECH INC	00594399	261344	ADOBE ACROBAT PRO (30002125CC0	General Fund	191.37
2026-03-20	SAITECH INC	00594399	261344	ADOBE ACROBAT PRO (30002125CC0	General Fund	474.23
2026-03-20	SAITECH INC	00594399	261344	ADOBE ACROBAT PRO (30002125CC0	General Fund	191.37
2026-03-20	SAITECH INC	00594399	261344	ADOBE ACROBAT PRO (30002125CC0	General Fund	852.79
2026-03-20	SAITECH INC	00594399	261344	ADOBE ACROBAT PRO (30002125CC0	General Fund	569.93
2026-03-20	SAITECH INC	00594399	261344	ADOBE ACROBAT PRO (30002125CC0	General Fund	852.79
2026-03-20	SAITECH INC	00594399	261344	ADOBE ACROBAT PRO (30002125CC0	General Fund	665.60
2026-03-20	SAITECH INC	00594399	261344	ADOBE ACROBAT PRO (30002125CC0	General Fund	665.60
2026-03-20	SAITECH INC	00594399	261344	ADOBE ACROBAT PRO (30002125CC0	General Fund	95.67
2026-03-20	SAITECH INC	00594399	261344	ADOBE ACROBAT PRO (30002125CC0	General Fund	1,614.10
2026-03-20	SAITECH INC	00594399	261344	ADOBE ACROBAT PRO (30002125CC0	General Fund	1,614.10
2026-03-20	SAITECH INC	00594399	261344	ADOBE ACROBAT PRO (30002125CC0	S.C.Stadium Authority Ops	95.67
2026-03-20	SAITECH INC	00594399	261344	ADOBE ACROBAT PRO (30002125CC0	General Fund	378.56
2026-03-20	SAITECH INC	00594399	261344	ADOBE ACROBAT PRO (30002125CC0	General Fund	191.37
2026-03-20	SAITECH INC	00594399	261344	ADOBE ACROBAT PRO (30002125CC0	General Fund	95.67
2026-03-20	SAITECH INC	00594399	261344	ADOBE ACROBAT PRO (30002125CC0	General Fund	95.67
2026-03-20	SAITECH INC	00594399	261344	ADOBE ILLUSTRATOR - EDITION 4	General Fund	389.00
2026-03-20	SAITECH INC	00594399	261344	ADOBE ACROBAT PRO (30002125CC0	General Government - Other	191.37

Payment Date	Vendor Name	Voucher No.	Invoice No.	Description	Fund Code	Amount Paid
2026-03-20	SAITECH INC	00594399	261344	ADOBE ACROBAT PRO (30002125CC0	General Government - Other	95.67
2026-03-20	SAITECH INC	00594399	261344	ADOBE ACROBAT PRO (30002125CC0	General Government - Other	1,709.76
2026-03-20	SAITECH INC	00594399	261344	ADOBE ACROBAT PRO (30002125CC0	Information Technology Service	1,235.53
2026-03-20	SAITECH INC	00594399	261344	ADOBE ACROBAT PRO (30002125CC0	General Government - Other	1,614.10
2026-03-20	SAITECH INC	00594399	261344	ADOBE ACROBAT PRO (30002125CC0	Sewer Utility	852.79
2026-03-20	SAITECH INC	00594399	261344	ADOBE CREATIVE CLOUD ALL APPS	Information Technology Service	1,878.08
2026-03-20	SAITECH INC	00594399	261344	ADOBE CREATIVE CLOUD ALL APPS	Sewer Utility	469.44
2026-03-20	SAITECH INC	00594399	261344	ADOBE ACROBAT PRO (30002125CC0	General Government - Other	95.67
2026-03-20	SAITECH INC	00594399	261344	ADOBE ACROBAT PRO (30002125CC0	General Government - Other	95.67
2026-03-20	SAITECH INC	00594610	261345	ADDITIONAL AS-NEEDED LICENSES	Information Technology Service	94.95
2026-03-20	SAITECH INC	00594399	261344	ADOBE ACROBAT PRO (30002125CC0	Fire New Dvlpmnt Srvc Fee	1,044.16
2026-03-20	SAITECH INC	00594399	261344	ADOBE ACROBAT PRO (30002125CC0	Fleet Operation Fund	191.37
				Total for Payment No.:		54,447.66

Payment No: 036405

Payment Date	Vendor Name	Voucher No.	Invoice No.	Description	Fund Code	Amount Paid
2026-04-02	PROJECT SENTINEL	00595420	123125-512	Project Sentinel Dispute Resol	General Fund	52,886.34
				Total for Payment No.:		52,886.34

Payment No: 732514

Payment Date	Vendor Name	Voucher No.	Invoice No.	Description	Fund Code	Amount Paid
2026-03-13	ELK GROVE AUTO GROUP	00593364	503241	DOC FEE	Vehicle Replacement Fund	92.76
2026-03-13	ELK GROVE AUTO GROUP	00593364	503241	TIRE FEE	Vehicle Replacement Fund	8.75
2026-03-13	ELK GROVE AUTO GROUP	00593364	503241	DISCOUNT	Vehicle Replacement Fund	-545.63
2026-03-13	ELK GROVE AUTO GROUP	00593364	503241	ALL-WEATHER MATS	Vehicle Replacement Fund	185.51
2026-03-13	ELK GROVE AUTO GROUP	00593364	503241	UPGRADE TO RHD	Vehicle Replacement Fund	6,602.06
2026-03-13	ELK GROVE AUTO GROUP	00593364	503241	2025 JEEP WRANGLER SPORT 4-DOO	Vehicle Replacement Fund	46,517.81
				Total for Payment No.:		52,861.26

Payment No: 036159

Payment Date	Vendor Name	Voucher No.	Invoice No.	Description	Fund Code	Amount Paid
2026-03-13	PFM ASSET MANAGEMENT LLC	00593870	15149930	INVESTMENT MANAGEMENT SERVICES	General Fund	52,279.25
				Total for Payment No.:		52,279.25

Payment No: 732623

Payment Date	Vendor Name	Voucher No.	Invoice No.	Description	Fund Code	Amount Paid
2026-03-20	CANON USA INC	00594400	42301352	FY24-25 STADIUM - BRIEFING ROO	S.C.Stadium Authority Ops	15.19
2026-03-20	CANON USA INC	00594400	42301352	FY24-25 STADIUIM - MANAGER'S O	General Fund	15.19
2026-03-20	CANON USA INC	00594400	42301352	FY25-26 STADIUM - BRIEFING ROO	S.C.Stadium Authority Ops	175.43
2026-03-20	CANON USA INC	00594400	42301352	FY25-26 STADIUIM - MANAGER'S O	General Fund	175.43
2026-03-20	CANON USA INC	00594400	42301352	FY24-25 CITY	Information Technology Service	50,242.09
				Total for Payment No.:		50,623.33

Payment No: 036398

Payment Date	Vendor Name	Voucher No.	Invoice No.	Description	Fund Code	Amount Paid
2026-04-02	[redacted]	[redacted]	[redacted]	LEGAL SERVICES - ADDITIONAL FU	[redacted]	[redacted]
				Total for Payment No.:		50,552.51

Payment No: 733018

Payment Date	Vendor Name	Voucher No.	Invoice No.	Description	Fund Code	Amount Paid
2026-04-02	SAN FRANCISCO SHERIFF'S DEPT	00594477	12867MAR2026	Security NFL SBLX 2.8.26	General Fund	16,990.80
2026-04-02	SAN FRANCISCO SHERIFF'S DEPT	00594477	12867MAR2026	Security NFL 49vBear 12.18.25	General Fund	13,468.80
2026-04-02	SAN FRANCISCO SHERIFF'S DEPT	00594477	12867MAR2026	Security NFL49vSeahawk1.3.26	General Fund	17,045.40
				Total for Payment No.:		47,505.00

Payment No: 036197

Payment Date	Vendor Name	Voucher No.	Invoice No.	Description	Fund Code	Amount Paid
2026-03-20	ALLIANT INSURANCE SVCS INC	00594488	3439493	PREMIUM LEVY STADIUM FAMILY EV	General Fund	5,986.00
2026-03-20	ALLIANT INSURANCE SVCS INC	00594631	3441615	PREMIUM - PROF LIAB INS	General Fund	10,833.90
2026-03-20	ALLIANT INSURANCE SVCS INC	00594632	3444142	PREMIUM - WORK PLACE VIOLENCE	General Fund	30,399.92
				Total for Payment No.:		47,219.82

Payment No: 036127

Payment Date	Vendor Name	Voucher No.	Invoice No.	Description	Fund Code	Amount Paid
2026-03-13	CSG CONSULTANTS INC	00593864	64871	CHANGE ORDER #2 CONSTRUCTION M	PW Capital Proj ManagementFund	9,015.05
2026-03-13	CSG CONSULTANTS INC	00593865	64872	CHANGE ORDER #2 CONSTRUCTION M	PW Capital Proj ManagementFund	21,701.69
				Total for Payment No.:		30,716.74

Payment No: 036353

Payment Date	Vendor Name	Voucher No.	Invoice No.	Description	Fund Code	Amount Paid
2026-04-02	BENEFIT COORDINATORS CORP	00595456	18611	LIFE & DISABILITY INS B2607	Payroll Liability&ClearingAcct	14,315.00
2026-04-02	BENEFIT COORDINATORS CORP	00595456	18611	LIFE & DISABILITY INS B2607	Payroll Liability&ClearingAcct	6,051.99
2026-04-02	BENEFIT COORDINATORS CORP	00595456	18611	LIFE & DISABILITY INS B2607	Payroll Liability&ClearingAcct	14,601.76
2026-04-02	BENEFIT COORDINATORS CORP	00595456	18611	LIFE & DISABILITY INS B2607	Payroll Liability&ClearingAcct	5,622.77
2026-04-02	BENEFIT COORDINATORS CORP	00595456	18611	LIFE & DISABILITY INS B2607	Payroll Liability&ClearingAcct	3,819.82
				Total for Payment No.:		44,411.34

Payment No: 036104

Payment Date	Vendor Name	Voucher No.	Invoice No.	Description	Fund Code	Amount Paid
2026-03-13	BENEFIT COORDINATORS CORP	00593806	18460	LIFE & DISABILITY INS B2605	Payroll Liability&ClearingAcct	3,851.78
2026-03-13	BENEFIT COORDINATORS CORP	00593806	18460	LIFE & DISABILITY INS B2605	Payroll Liability&ClearingAcct	14,132.15
2026-03-13	BENEFIT COORDINATORS CORP	00593806	18460	LIFE & DISABILITY INS B2605	Payroll Liability&ClearingAcct	6,041.61
2026-03-13	BENEFIT COORDINATORS CORP	00593806	18460	LIFE & DISABILITY INS B2605	Payroll Liability&ClearingAcct	14,692.51
2026-03-13	BENEFIT COORDINATORS CORP	00593806	18460	LIFE & DISABILITY INS B2605	Payroll Liability&ClearingAcct	5,594.07
				Total for Payment No.:		44,312.12

Payment No: 036212

Payment Date	Vendor Name	Voucher No.	Invoice No.	Description	Fund Code	Amount Paid
2026-03-20	COUNTY OF SANTA CLARA OFFICE OF SHERIFF	00593548	1800097185	CORRECTIONSSBLXNFL2.8.26	General Fund	43,784.50
				Total for Payment No.:		43,784.50

Payment No: 036114

Payment Date	Vendor Name	Voucher No.	Invoice No.	Description	Fund Code	Amount Paid
2026-03-13	BAY AREA TREE SPECIALISTS	00593789	100515613	AS NEEDED TREE TRIMMING AND TR	General Fund	32,993.06
2026-03-13	BAY AREA TREE SPECIALISTS	00593790	100515615	AS NEEDED TREE TRIMMING AND TR	General Fund	9,265.03
				Total for Payment No.:		42,258.09

Payment No: 003978

Payment Date	Vendor Name	Voucher No.	Invoice No.	Description	Fund Code	Amount Paid
2026-04-02	NAVIA BENEFIT SOLUTIONS, INC	00595441	03/15/26-03/28/26	DD:BIWKLY NAVIA BENEFIT B2607	Payroll Liability&ClearingAcct	12,060.70
2026-04-02	NAVIA BENEFIT SOLUTIONS, INC	00595441	03/15/26-03/28/26	DD:BIWKLY NAVIA BENEFIT B2607	Payroll Liability&ClearingAcct	29,711.15
				Total for Payment No.:		41,771.85

Payment No: 003972

Payment Date	Vendor Name	Voucher No.	Invoice No.	Description	Fund Code	Amount Paid
2026-03-20	NAVIA BENEFIT SOLUTIONS, INC	00594667	03/01/26-03/14/26	DD:BIWKLY NAVIA BENEFIT B2606	Payroll Liability&ClearingAcct	11,833.46
2026-03-20	NAVIA BENEFIT SOLUTIONS, INC	00594667	03/01/26-03/14/26	DD:BIWKLY NAVIA BENEFIT B2606	Payroll Liability&ClearingAcct	29,550.77
				Total for Payment No.:		41,384.23

Payment No: 036229

Payment Date	Vendor Name	Voucher No.	Invoice No.	Description	Fund Code	Amount Paid
2026-03-20	HSQ TECHNOLOGY INC	00594396	029998-28	ADDITIONAL FUNDS TO ENCUMBER N	Water Utility Construction	9,009.00
2026-03-20	HSQ TECHNOLOGY INC	00594397	029998-29	ADDITIONAL FUNDS TO ENCUMBER N	Water Utility Construction	30,000.00
				Total for Payment No.:		39,009.00

Payment No: 036233

Payment Date	Vendor Name	Voucher No.	Invoice No.	Description	Fund Code	Amount Paid
2026-03-20	INTL FIREFIGHTERS LOCAL 1171	00594671	02/15/26-03/14/26	UNION DUES B2605 & B2606	Payroll Liability&ClearingAcct	39,003.83
				Total for Payment No.:		39,003.83

Payment No: 036203

Payment Date	Vendor Name	Voucher No.	Invoice No.	Description	Fund Code	Amount Paid
2026-03-20	AXON ENTERPRISE, INC.	00593478	INUS427415	Axon BWC Dock Services	General Fund	26,678.01
2026-03-20	AXON ENTERPRISE, INC.	00593521	INUS427964	Axon Air Dronesense UAS	General Fund	12,255.00
				Total for Payment No.:		38,933.01

Payment No: 036414

Payment Date	Vendor Name	Voucher No.	Invoice No.	Description	Fund Code	Amount Paid
2026-04-02	TUCKER CONSTRUCTION	00595400	35100	EOC PHASE 2 - 538-2222-80100-6	Public Buildings	2,153.01
2026-04-02	TUCKER CONSTRUCTION	00595206	35087	CITYWIDE FENCE REPAIR AND REPL	General Fund	1,676.75
2026-04-02	TUCKER CONSTRUCTION	00595208	35088	CITYWIDE FENCE REPAIR AND REPL	General Fund	387.63
2026-04-02	TUCKER CONSTRUCTION	00595209	35102	CITYWIDE FENCE REPAIR AND REPL	General Fund	4,258.31
2026-04-02	TUCKER CONSTRUCTION	00595210	35085	CITYWIDE FENCE REPAIR AND REPL	General Fund	1,595.00
2026-04-02	TUCKER CONSTRUCTION	00595211	35101	CITYWIDE FENCE REPAIR AND REPL	General Fund	378.75
2026-04-02	TUCKER CONSTRUCTION	00595207	35086	CITYWIDE FENCE REPAIR AND REPL	General Fund	651.25
2026-04-02	TUCKER CONSTRUCTION	00595205	35103	CITYWIDE FENCE REPAIR AND REPL	General Fund	3,248.32
				Total for Payment No.:		14,349.02

Payment No: 036282

Payment Date	Vendor Name	Voucher No.	Invoice No.	Description	Fund Code	Amount Paid
2026-03-27	BAY AREA TREE SPECIALISTS	00595030	100515650	AS NEEDED TREE TRIMMING AND TR	General Fund	14,490.81
2026-03-27	BAY AREA TREE SPECIALISTS	00595031	100515697	AS NEEDED TREE TRIMMING AND TR	General Fund	20,250.86
				Total for Payment No.:		34,741.67

Payment No: 036236

Payment Date	Vendor Name	Voucher No.	Invoice No.	Description	Fund Code	Amount Paid
2026-03-20	KIMLEY-HORN AND ASSOC INC	00594380	097083042-1125	TRAFFIC SIGNAL MANAGEMENT SOFT	Streets and Highways Capital F	16,206.00
2026-03-20	KIMLEY-HORN AND ASSOC INC	00594379	097083042-1025	TRAFFIC SIGNAL MANAGEMENT SOFT	Streets and Highways Capital F	16,028.00
2026-03-20	KIMLEY-HORN AND ASSOC INC	00594380	097083042-1125	RETENTION	Streets and Highways Capital F	-810.30
2026-03-20	KIMLEY-HORN AND ASSOC INC	00594381	097083042-1225	TRAFFIC SIGNAL MANAGEMENT SOFT	Streets and Highways Capital F	4,252.00
2026-03-20	KIMLEY-HORN AND ASSOC INC	00594381	097083042-1225	RETENTION	Streets and Highways Capital F	-212.60
2026-03-20	KIMLEY-HORN AND ASSOC INC	00594379	097083042-1025	RETENTION	Streets and Highways Capital F	-801.40
				Total for Payment No.:		34,661.70

Payment No: 732879

Payment Date	Vendor Name	Voucher No.	Invoice No.	Description	Fund Code	Amount Paid
2026-03-27	GALLOW TECHNOLOGIES	00594736	43939	SHIPPING	General Fund	2,635.89
2026-03-27	GALLOW TECHNOLOGIES	00594736	43939	WEAPON CABINETS AND RELATED IT	General Fund	34,816.79
2026-03-27	GALLOW TECHNOLOGIES	00594736	43939	DISCOUNT	General Fund	-3,190.40
				Total for Payment No.:		34,262.28

Payment No: 732440

Payment Date	Vendor Name	Voucher No.	Invoice No.	Description	Fund Code	Amount Paid
2026-03-13	NUVIS	00593857	28505	ADDITIONAL SERVICES.	Parks And Recreation	5,093.50
2026-03-13	NUVIS	00593857	28505	BASIC SERVICES - AMENDMENT NO.	Parks And Recreation	28,024.75
				Total for Payment No.:		33,118.25

Payment No: 732886

Payment Date	Vendor Name	Voucher No.	Invoice No.	Description	Fund Code	Amount Paid
2026-03-27	HERITAGE LANDSCAPE SUPPLY	00594047	0025390358-001	MATERIALS - STREET	General Fund	74.49
2026-03-27	HERITAGE LANDSCAPE SUPPLY	00594048	0025378651-001	MATERIALS - STREET	General Fund	37.11
2026-03-27	HERITAGE LANDSCAPE SUPPLY	00594151	0025470787-001	SHOP TOOLS	General Fund	88.60
				Total for Payment No.:		200.20

Payment No: 732528

Payment Date	Vendor Name	Voucher No.	Invoice No.	Description	Fund Code	Amount Paid
2026-03-13	HYDROSCIENCE ENGINEERS INC	00594125	316004015	PROJECT TASKS	Water Utility	242.00
2026-03-13	HYDROSCIENCE ENGINEERS INC	00594125	316004015	AS-NEEDED SERVICES	Water Utility	12,190.00
2026-03-13	HYDROSCIENCE ENGINEERS INC	00594123	316004013	AS-NEEDED SERVICES	Water Utility	9,575.00
2026-03-13	HYDROSCIENCE ENGINEERS INC	00594124	316004014	PROJECT TASKS	Water Utility	2,662.00
2026-03-13	HYDROSCIENCE ENGINEERS INC	00594124	316004014	AS-NEEDED SERVICES	Water Utility	7,345.00
				Total for Payment No.:		32,014.00

Payment No: 732712

Payment Date	Vendor Name	Voucher No.	Invoice No.	Description	Fund Code	Amount Paid
2026-03-20	TRUE NORTH COMPLIANCE SERVICES INC	00594321	26-01-053	PLAN REVIEW SERVICES	Building New Dvlpmnt Srvc Fee	30,160.21
				Total for Payment No.:		30,160.21

Payment No: 732963

Payment Date	Vendor Name	Voucher No.	Invoice No.	Description	Fund Code	Amount Paid
2026-04-02	AIDENS QUALITY PAINTING INC	00595399	1528	SCCC (026-2961-87600-(I)3072	Convention Cnt Maintenance Dis	11,868.59
2026-04-02	AIDENS QUALITY PAINTING INC	00595399	1528	SCCC (026-2961-87600-(I)3073	Convention Cnt Maintenance Dis	6,868.45
2026-04-02	AIDENS QUALITY PAINTING INC	00595399	1528	SCCC (026-2961-87600-(I)3074	Convention Cnt Maintenance Dis	11,203.90
				Total for Payment No.:		29,940.94

Payment No: 733041

Payment Date	Vendor Name	Voucher No.	Invoice No.	Description	Fund Code	Amount Paid
2026-04-02	VALLEY CONCRETE	00595294	031326	AS-NEEDED ASPHALT AND CONRETE	Streets and Highways Capital F	29,754.89
				Total for Payment No.:		29,754.89

Payment No: 036273

Payment Date	Vendor Name	Voucher No.	Invoice No.	Description	Fund Code	Amount Paid
2026-03-20	ZO AGENCY	00594620	4260	2026 MAJOR EVENTS SUPPORT/SERV	General Fund	2,062.50
2026-03-20	ZO AGENCY	00594621	4281	2026 MAJOR EVENTS SUPPORT/SERV	General Fund	22,000.00
2026-03-20	ZO AGENCY	00594622	4293	2026 MAJOR EVENTS SUPPORT/SERV	General Fund	672.12
2026-03-20	ZO AGENCY	00594624	4266	ADDITIONAL FUNDING	General Fund	2,145.83
2026-03-20	ZO AGENCY	00594625	4295	ADDITIONAL FUNDING	General Fund	2,145.83
				Total for Payment No.:		29,026.28

Payment No: 036235

Payment Date	Vendor Name	Voucher No.	Invoice No.	Description	Fund Code	Amount Paid
2026-03-20	KIMBERLY DAVEY	00594520	A-022326	CHANGE ORDER #6: ADDITIONAL FU	General Fund	28,211.67
				Total for Payment No.:		28,211.67

Payment No: 000060

Payment Date	Vendor Name	Voucher No.	Invoice No.	Description	Fund Code	Amount Paid
2026-04-01	MISSION TRAIL WASTE SYSTEMS	00594098	0000566540	CART & FRONT LOAD BIN MAR2026	Water Utility	1,295.37
2026-04-01	MISSION TRAIL WASTE SYSTEMS	00594098	0000566540	CART & FRONT LOAD BIN MAR2026	Solid Waste Program	2,096.69
2026-04-01	MISSION TRAIL WASTE SYSTEMS	00594098	0000566540	CART & FRONT LOAD BIN MAR2026	General Fund	4,826.47
2026-04-01	MISSION TRAIL WASTE SYSTEMS	00594098	0000566540	CART & FRONT LOAD BIN MAR2026	General Fund	9,893.67
2026-04-01	MISSION TRAIL WASTE SYSTEMS	00594098	0000566540	CART & FRONT LOAD BIN MAR2026	General Fund	1,111.19
2026-04-01	MISSION TRAIL WASTE SYSTEMS	00594098	0000566540	CART & FRONT LOAD BIN MAR2026	General Fund	569.21
2026-04-01	MISSION TRAIL WASTE SYSTEMS	00594098	0000566540	CART & FRONT LOAD BIN MAR2026	General Fund	76.55
2026-04-01	MISSION TRAIL WASTE SYSTEMS	00594098	0000566540	CART & FRONT LOAD BIN MAR2026	General Fund	1,835.48
				Total for Payment No.:		21,704.63

Payment No: 733033

Payment Date	Vendor Name	Voucher No.	Invoice No.	Description	Fund Code	Amount Paid
2026-04-02	THE HIGHLAND MINT	00595257	INVH00591068	DIE CHARGE - 47mm SANTA CLARA	Police Operating Grant Fund	253.45
2026-04-02	THE HIGHLAND MINT	00595257	INVH00591068	SANTA CLARA POLICE DEPARTMENT	Police Operating Grant Fund	18,451.40
2026-04-02	THE HIGHLAND MINT	00595256	INVH00612775	CHANGE ORDER 1: ADDITIONAL COI	General Fund	8,477.50
				Total for Payment No.:		27,182.35

Payment No: 732654

Payment Date	Vendor Name	Voucher No.	Invoice No.	Description	Fund Code	Amount Paid
2026-03-20	IMPARK	00593745	3700082601	SCCC JAN 2026	Convention Cnt Maintenance Dis	9,683.80
2026-03-20	IMPARK	00593745	3700082601	SCCC JAN 2026	Convention Cnt Maintenance Dis	1,308.89
2026-03-20	IMPARK	00593745	3700082601	SCCC JAN 2026	Convention Cnt Maintenance Dis	1,308.89
2026-03-20	IMPARK	00593746	3700082512	SCCC DEC 2025	Convention Cnt Maintenance Dis	11,584.44

Payment Date	Vendor Name	Voucher No.	Invoice No.	Description	Fund Code	Amount Paid
2026-03-20	IMPARK	00593746	3700082512	SCCC DEC 2025	Convention Cnt Maintenance Dis	1,565.78
2026-03-20	IMPARK	00593746	3700082512	SCCC DEC 2025	Convention Cnt Maintenance Dis	1,565.78
				Total for Payment No.:		27,017.58

Payment No: 732577

Payment Date	Vendor Name	Voucher No.	Invoice No.	Description	Fund Code	Amount Paid
2026-03-13	WSP USA INC.	00594105	40321368	OPERATION, MAINTENANCE, MONITO	Solid Waste Utility-Constructi	26,456.23
2026-03-13	WSP USA INC.	00594105	40321368	OPERATION, MAINTENANCE, MONITO	Related Santa Clara Dvlpr Fund	55.00
				Total for Payment No.:		26,511.23

Payment No: 036292

Payment Date	Vendor Name	Voucher No.	Invoice No.	Description	Fund Code	Amount Paid
2026-03-27	COUNTY OF SANTA CLARA OFFICE OF SHERIFF	00593734	1800097418	EOD NFL 1.3.26 49vSEAHAWK	General Fund	11,414.00
2026-03-27	COUNTY OF SANTA CLARA OFFICE OF SHERIFF	00593734	1800097418	EOD NFL 12.28.25 49vBEAR	General Fund	14,378.00
				Total for Payment No.:		25,792.00

Payment No: 036362

Payment Date	Vendor Name	Voucher No.	Invoice No.	Description	Fund Code	Amount Paid
2026-04-02	BAY AREA TREE SPECIALISTS	00595292	100515614	AS NEEDED TREE TRIMMING AND TR	General Fund	24,620.67
				Total for Payment No.:		24,620.67

Payment No: 733021

Payment Date	Vendor Name	Voucher No.	Invoice No.	Description	Fund Code	Amount Paid
2026-04-02	SHERIFF'S OFFICE	00594482	3256	Security NFL 2/1 & 2/8/26 SBLX	General Fund	24,605.09

Payment Date	Vendor Name	Voucher No.	Invoice No.	Description	Fund Code	Amount Paid
				Total for Payment No.:		24,605.09

Payment No: 732660

Payment Date	Vendor Name	Voucher No.	Invoice No.	Description	Fund Code	Amount Paid
2026-03-20	[redacted]	[redacted]	[redacted]	LEGAL SERVICES	[redacted]	[redacted]
2026-03-20	[redacted]	[redacted]	[redacted]	LEGAL SERVICES	[redacted]	[redacted]
				Total for Payment No.:		24,097.50

Payment No: 733002

Payment Date	Vendor Name	Voucher No.	Invoice No.	Description	Fund Code	Amount Paid
2026-04-02	MALLORY SAFETY & SUPPLY LLC	00595398	6376636	LOCK OUT TAG OUT & FALL PROTEC	Water Utility	16,695.00
2026-04-02	MALLORY SAFETY & SUPPLY LLC	00595398	6376636	LOCK OUT TAG OUT & FALL PROTEC	Sewer Utility	7,155.00
				Total for Payment No.:		23,850.00

Payment No: 036192

Payment Date	Vendor Name	Voucher No.	Invoice No.	Description	Fund Code	Amount Paid
2026-03-20	SANTA CLARA POLICE ASSN	00594675	02/15/26-03/14/26	UNION DUES B2605 & B2606	Payroll Liability&ClearingAcct	22,633.92
				Total for Payment No.:		22,633.92

Payment No: 036148

Payment Date	Vendor Name	Voucher No.	Invoice No.	Description	Fund Code	Amount Paid
2026-03-13	LINNEA SHEEHY	00593940	2601	CHANGE ORDER #6: ADDITIONAL FU	General Fund	22,227.94
				Total for Payment No.:		22,227.94

Payment No: 732909

Payment Date	Vendor Name	Voucher No.	Invoice No.	Description	Fund Code	Amount Paid
2026-03-27	ONE DAY INSTALLATION AND	00594737	6869	PD CONFERENCE ROOM	General Fund	13,025.00
2026-03-27	ONE DAY INSTALLATION AND	00594738	6870	PD CONFERENCE ROOM	General Fund	8,878.71
				Total for Payment No.:		21,903.71

Payment No: 732627

Payment Date	Vendor Name	Voucher No.	Invoice No.	Description	Fund Code	Amount Paid
2026-03-20	CENTURY URBAN LLC	00594481	CSC-11526	AS NEEDED REAL ESTATE ADVISORY	Public Buildings	3,685.00
2026-03-20	CENTURY URBAN LLC	00594484	CSC-21026	AS NEEDED REAL ESTATE ADVISORY	Public Buildings	17,822.50
				Total for Payment No.:		21,507.50

Payment No: 036198

Payment Date	Vendor Name	Voucher No.	Invoice No.	Description	Fund Code	Amount Paid
2026-03-20	ALMADEN PRESS INC	00592947	172722-P	PROP 218 REFUSE RATE MAILER	Solid Waste Program	21,404.15
				Total for Payment No.:		21,404.15

Payment No: 036383

Payment Date	Vendor Name	Voucher No.	Invoice No.	Description	Fund Code	Amount Paid
2026-04-02	HI-TECH EMERGENCY VEHICLE SERVICE INC	00594486	183922	LABOR / TRANSPORT / FUEL	Fleet Operation Fund	9,399.34
2026-04-02	HI-TECH EMERGENCY VEHICLE SERVICE INC	00594486	183922	PARTS - V2809	Fleet Operation Fund	11,043.26
				Total for Payment No.:		20,442.60

Payment No: 036237

Payment Date	Vendor Name	Voucher No.	Invoice No.	Description	Fund Code	Amount Paid
2026-03-20	LEVY SANTA CLARA CONVENTION CENTER	00594296	LevyInv125	REPAIRS AND MAINT OF KITCHEN	SCCC-Levy Food & Beverage	20,071.15
				Total for Payment No.:		20,071.15

Payment No: 732550

Payment Date	Vendor Name	Voucher No.	Invoice No.	Description	Fund Code	Amount Paid
2026-03-13	PETTY CASH-POLICE	00593952	2143MAR2026	TO ESTABLISH PETTY CASH FUNDIN	General Fund	19,858.88
				Total for Payment No.:		19,858.88

Payment No: 036190

Payment Date	Vendor Name	Voucher No.	Invoice No.	Description	Fund Code	Amount Paid
2026-03-20	IBEW	00594670	02/15/26-03/14/26	UNION DUES B2605 & B2606	Payroll Liability&ClearingAcct	19,804.20
				Total for Payment No.:		19,804.20

Payment No: 732951

Payment Date	Vendor Name	Voucher No.	Invoice No.	Description	Fund Code	Amount Paid
2026-04-02	WESTWOOD PROFESSIONAL SERVICES INC	00595353	1260102779	WARBURTON PARK PLAYGROUND REHA	Parks And Recreation	19,542.50
				Total for Payment No.:		19,542.50

Payment No: 732813

Payment Date	Vendor Name	Voucher No.	Invoice No.	Description	Fund Code	Amount Paid
2026-03-27	REVERSE 1031 LESSEE LLC	00594953	44577-03 UTILITY REFUND	UTILITY REFUND	General Fund	8,429.82
2026-03-27	REVERSE 1031 LESSEE LLC	00594954	44607-03 UTILITY REFUND	UTILITY REFUND	General Fund	156.94
2026-03-27	REVERSE 1031 LESSEE LLC	00594955	44644-03 UTILITY REFUND	UTILITY REFUND	General Fund	10,247.66
2026-03-27	REVERSE 1031 LESSEE LLC	00594956	44663-03 UTILITY REFUND	UTILITY REFUND	General Fund	516.18
				Total for Payment No.:		19,350.60

Payment No: 036413

Payment Date	Vendor Name	Voucher No.	Invoice No.	Description	Fund Code	Amount Paid
2026-04-02	TRUEPOINT SOLUTIONS, LLC	00594366	49078	Finance - February 2026	General Fund	1,337.17

Payment Date	Vendor Name	Voucher No.	Invoice No.	Description	Fund Code	Amount Paid
2026-04-02	TRUEPOINT SOLUTIONS, LLC	00594372	49082	Planning - February 2026	General Fund	789.65
2026-04-02	TRUEPOINT SOLUTIONS, LLC	00594693	49080	ACCELA PERMITTING-DPW MODULE	General Fund	78.97
2026-04-02	TRUEPOINT SOLUTIONS, LLC	00594693	49080	ACCELA PERMITTING-DPW MODULE	General Fund	78.96
2026-04-02	TRUEPOINT SOLUTIONS, LLC	00594579	48795	CDD - January 2026	General Fund	6,211.99
2026-04-02	TRUEPOINT SOLUTIONS, LLC	00595337	49081	ADDITIONAL FUNDS PER AMENDMENT	General Government - Other	10,702.70
				Total for Payment No.:		19,199.44

Payment No: 036369

Payment Date	Vendor Name	Voucher No.	Invoice No.	Description	Fund Code	Amount Paid
2026-04-02	CSG CONSULTANTS INC	00595397	65424	DESIGN SERVICES - AS-NEEDED PL	Water Utility	3,528.00
2026-04-02	CSG CONSULTANTS INC	00594695	65405	LS SERVICES TO#1	General Fund	201.00
2026-04-02	CSG CONSULTANTS INC	00595362	65133	CHANGE ORDER #2 CONSTRUCTION M	PW Capital Proj ManagementFund	6,228.58
2026-04-02	CSG CONSULTANTS INC	00595363	65134	CHANGE ORDER #2 CONSTRUCTION M	PW Capital Proj ManagementFund	5,769.65
2026-04-02	CSG CONSULTANTS INC	00595361	65132	CHANGE ORDER #2 CONSTRUCTION M	PW Capital Proj ManagementFund	3,278.20
				Total for Payment No.:		19,005.43

Payment No: 036330

Payment Date	Vendor Name	Voucher No.	Invoice No.	Description	Fund Code	Amount Paid
2026-03-27	PIPE AND PLANT SOLUTIONS, INC.	00594842	26000-01	SEWER INSPECTION SERVICES - GA	Sewer Utility Construction	18,656.00
				Total for Payment No.:		18,656.00

Payment No: 732715

Payment Date	Vendor Name	Voucher No.	Invoice No.	Description	Fund Code	Amount Paid
2026-03-20	UPAVANTI INC	00594639	1105-Feb 2026	PLAN REVIEW SERVICES	Building New Dvlpmnt Srvc Fee	4,889.89
2026-03-20	UPAVANTI INC	00594637	1102-Jan 2026	PLAN REVIEW SERVICES	Building New Dvlpmnt Srvc Fee	13,564.55
				Total for Payment No.:		18,454.44

Payment No: 732415

Payment Date	Vendor Name	Voucher No.	Invoice No.	Description	Fund Code	Amount Paid
2026-03-13	BKF ENGINEERS	00593856	25110096	ANNA DRIVE NEIGHBORHOOD FLOOD	Storm Drain	18,452.50
				Total for Payment No.:		18,452.50

Payment No: 733039

Payment Date	Vendor Name	Voucher No.	Invoice No.	Description	Fund Code	Amount Paid
2026-04-02	U.S. BANK	00595437	03/15/26-03/28/26	BIWKLY PAYROLL DED PARS B2607	Fringe Benefits	18,410.59
				Total for Payment No.:		18,410.59

Payment No: 036333

Payment Date	Vendor Name	Voucher No.	Invoice No.	Description	Fund Code	Amount Paid
2026-03-27	R3 CONSULTING GROUP, INC.	00594208	125136	SOLID WASTE CONSULTING	Solid Waste Program	13,253.75
2026-03-27	R3 CONSULTING GROUP, INC.	00594208	125136	SOLID WASTE CONSULTING	General Fund	5,125.00
				Total for Payment No.:		18,378.75

Payment No: 732657

Payment Date	Vendor Name	Voucher No.	Invoice No.	Description	Fund Code	Amount Paid
2026-03-20	J FLORES REMODELING INC	00593758	Keltner-1	KELTNER 10587 BATHROOM	General Fund	18,279.00
2026-03-20	J FLORES REMODELING INC	00593758	Keltner-1	KELTNER 10587	General Fund	18,279.00
2026-03-20	J FLORES REMODELING INC	00593758	Keltner-1	KELTNER 10587	General Fund	-18,279.00
				Total for Payment No.:		18,279.00

Payment No: 732616

Payment Date	Vendor Name	Voucher No.	Invoice No.	Description	Fund Code	Amount Paid
2026-03-20	BANKSIA LANDSCAPE, INC.	00594617	27693	LANDSCAPING AND AS-NEEDED REPA	Convention Cnt Maintenance Dis	18,041.08
				Total for Payment No.:		18,041.08

Payment No: 732859

Payment Date	Vendor Name	Voucher No.	Invoice No.	Description	Fund Code	Amount Paid
2026-03-27	BRIGHTVIEW LANDSCAPE SERVICES, INC.	00594780	9659674	LANDSCAPING SERVICES FOR LSAP	LawrenceStation MaintenanceCFD	8,821.20
2026-03-27	BRIGHTVIEW LANDSCAPE SERVICES, INC.	00594821	9630752	LANDSCAPING SERVICES FOR LSAP	LawrenceStation MaintenanceCFD	8,821.20
				Total for Payment No.:		17,642.40

Payment No: 732713

Payment Date	Vendor Name	Voucher No.	Invoice No.	Description	Fund Code	Amount Paid
2026-03-20	U.S. BANK	00594662	03/01/26-03/14/26	BIWKLY PAYROLL DED PARS B2606	Fringe Benefits	17,580.54
				Total for Payment No.:		17,580.54

Payment No: 732652

Payment Date	Vendor Name	Voucher No.	Invoice No.	Description	Fund Code	Amount Paid
2026-03-20	HEXAGON TRANSPORTATION	00594651	18897	TDM Monitoring & Administratio	General Government - Other	9,473.21
2026-03-20	HEXAGON TRANSPORTATION	00594652	18976	TDM Monitoring & Administratio	General Government - Other	7,945.15
				Total for Payment No.:		17,418.36

Payment No: 732851

Payment Date	Vendor Name	Voucher No.	Invoice No.	Description	Fund Code	Amount Paid
2026-03-27	AMERICAN BLAST SYSTEMS	00594643	INV2024-61633	LEVEL IV 10X12, SAPI CUT, SING	General Fund	12,374.77
2026-03-27	AMERICAN BLAST SYSTEMS	00594643	INV2024-61633	AMERICAN BLAST SYSTEMS ADVANCE	General Fund	4,890.98

Payment Date	Vendor Name	Voucher No.	Invoice No.	Description	Fund Code	Amount Paid
				Total for Payment No.:		17,265.75

Payment No: 732978

Payment Date	Vendor Name	Voucher No.	Invoice No.	Description	Fund Code	Amount Paid
2026-04-02	CITY OF STOCKTON	00593984	119688	Security NFL SBLX 2.8.26	General Fund	16,700.80
				Total for Payment No.:		16,700.80

Payment No: 036145

Payment Date	Vendor Name	Voucher No.	Invoice No.	Description	Fund Code	Amount Paid
2026-03-13	INGRAM LIBRARY SERVICES LLC	00593072	94500407	1241/1233/1235 AD BK	General Fund	3,680.82
2026-03-13	INGRAM LIBRARY SERVICES LLC	00593072	94500407	1231/1233/1235/1236 JUV BK	General Fund	2,435.98
2026-03-13	INGRAM LIBRARY SERVICES LLC	00593072	94500407	1232/1233/1235 YA BK	General Fund	785.45
2026-03-13	INGRAM LIBRARY SERVICES LLC	00593258	94646667	1241 AD BK	General Fund	-49.34
2026-03-13	INGRAM LIBRARY SERVICES LLC	00593262	94671089	1241/1233/1235 AD BK	General Fund	2,375.87
2026-03-13	INGRAM LIBRARY SERVICES LLC	00593262	94671089	1231/1233/1235/1236 JUV BK	General Fund	7,063.58
2026-03-13	INGRAM LIBRARY SERVICES LLC	00593262	94671089	1232/1233/1235 YA BK	General Fund	307.92
2026-03-13	INGRAM LIBRARY SERVICES LLC	00593263	94671094	1233 AD BK	General Fund	32.45
				Total for Payment No.:		16,632.73

Payment No: 036175

Payment Date	Vendor Name	Voucher No.	Invoice No.	Description	Fund Code	Amount Paid
2026-03-13	TERADEK LLC	00593768	1014843	FREIGHT	Police Operating Grant Fund	210.71
2026-03-13	TERADEK LLC	00593768	1014843	10-2801 Prism 801 Prism 801 Ba	Police Operating Grant Fund	3,044.59
2026-03-13	TERADEK LLC	00593768	1014843	10-2877-H Prism 877 4K 10bit H	Police Operating Grant Fund	12,734.89
2026-03-13	TERADEK LLC	00593768	1014843	SLAE-10-2877-H	Police Operating Grant	1,713.81

Payment Date	Vendor Name	Voucher No.	Invoice No.	Description	Fund Code	Amount Paid
				Teradek Pro Car	Fund	
2026-03-13	TERADEK LLC	00593768	1014843	Discount on line item 2	Police Operating Grant Fund	-1,273.49
				Total for Payment No.:		16,430.51

Payment No: 732882

Payment Date	Vendor Name	Voucher No.	Invoice No.	Description	Fund Code	Amount Paid
2026-03-27	GLUMAC A TETRA TECH COMPANY	00594750	52533488	FLEET ELECTRIC VEHICLE CHARGIN	Public Buildings	16,280.00
				Total for Payment No.:		16,280.00

Payment No: 732692

Payment Date	Vendor Name	Voucher No.	Invoice No.	Description	Fund Code	Amount Paid
2026-03-20	SEARCHWIDE GLOBAL	00594395	14870	Director of Sales Fee 2nd inst	Deposit Funds.	16,000.00
				Total for Payment No.:		16,000.00

Payment No: 036267

Payment Date	Vendor Name	Voucher No.	Invoice No.	Description	Fund Code	Amount Paid
2026-03-20	VALLEY OIL CO	00594404	248663	UNLEADED FUEL 87 OCTANE - UP T	Fleet Operation Fund	15,795.11
				Total for Payment No.:		15,795.11

Payment No: 732536

Payment Date	Vendor Name	Voucher No.	Invoice No.	Description	Fund Code	Amount Paid
2026-03-13	LC NETWORKS INC	00594015	12534	NETWORK CABLING	General Fund	5,074.99
2026-03-13	LC NETWORKS INC	00594015	12534	NETWORK CABLING	General Fund	5,075.00
2026-03-13	LC NETWORKS INC	00594015	12534	APS INSTALLATION	General Fund	674.99
2026-03-13	LC NETWORKS INC	00594015	12534	APS INSTALLATION	General Fund	675.00
2026-03-13	LC NETWORKS INC	00594015	12534	MATERIALS	General Fund	2,014.98

Payment Date	Vendor Name	Voucher No.	Invoice No.	Description	Fund Code	Amount Paid
2026-03-13	LC NETWORKS INC	00594015	12534	MATERIALS	General Fund	2,015.00
				Total for Payment No.:		15,529.96

Payment No: 036285

Payment Date	Vendor Name	Voucher No.	Invoice No.	Description	Fund Code	Amount Paid
2026-03-27	BOUND TREE MEDICAL LLC	00595021	86114745	AS NEEDED EMERGENCY MEDICAL SE	General Fund	50.39
2026-03-27	BOUND TREE MEDICAL LLC	00595022	86114746	AS NEEDED EMERGENCY MEDICAL SE	General Fund	50.39
2026-03-27	BOUND TREE MEDICAL LLC	00595020	86107757	AS NEEDED EMERGENCY MEDICAL SE	General Fund	435.57
2026-03-27	BOUND TREE MEDICAL LLC	00595023	86128871	AS NEEDED EMERGENCY MEDICAL SE	General Fund	9,785.94
2026-03-27	BOUND TREE MEDICAL LLC	00595023	86128871	AS NEEDED EMERGENCY MEDICAL SE	General Fund	2,206.70
2026-03-27	BOUND TREE MEDICAL LLC	00594153	66814861	YR 3 OPERATIVE IQ LICENSES	General Fund	3,000.00
				Total for Payment No.:		15,528.99

Payment No: 732995

Payment Date	Vendor Name	Voucher No.	Invoice No.	Description	Fund Code	Amount Paid
2026-04-02	JOHNSON CONTROLS FIRE PROTECTION LP	00595401	53860700	CENTRAL PARK LIBRARY	General Fund	717.60
2026-04-02	JOHNSON CONTROLS FIRE PROTECTION LP	00595405	25232260	PARKS	General Fund	337.50
2026-04-02	JOHNSON CONTROLS FIRE PROTECTION LP	00595402	24758904	FIRE	General Fund	770.00
2026-04-02	JOHNSON CONTROLS FIRE PROTECTION LP	00595403	53799111	FIRE	General Fund	468.00
2026-04-02	JOHNSON CONTROLS FIRE PROTECTION LP	00595404	25232261	FIRE	General Fund	825.00
2026-04-02	JOHNSON CONTROLS FIRE PROTECTION LP	00595406	25250770	PARKS	General Fund	730.00
2026-04-02	JOHNSON CONTROLS FIRE	00595408	52967335	PARKS	General Fund	812.95

Payment Date	Vendor Name	Voucher No.	Invoice No.	Description	Fund Code	Amount Paid
	PROTECTION LP					
2026-04-02	JOHNSON CONTROLS FIRE PROTECTION LP	00595408	52967335	PARKS (T)	General Fund	97.18
2026-04-02	JOHNSON CONTROLS FIRE PROTECTION LP	00595407	25243684	CIITY HALL	General Fund	1,240.00
2026-04-02	JOHNSON CONTROLS FIRE PROTECTION LP	00595409	53751972	FIRE	General Fund	6,041.16
2026-04-02	JOHNSON CONTROLS FIRE PROTECTION LP	00595409	53751972	FIRE (T)	General Fund	2,982.39
				Total for Payment No.:		15,021.78

Payment No: 732847

Payment Date	Vendor Name	Voucher No.	Invoice No.	Description	Fund Code	Amount Paid
2026-03-27	1413 CONSULTING	00593982	26-001	Audit of the Property Room	General Fund	14,900.00
				Total for Payment No.:		14,900.00

Payment No: 732576

Payment Date	Vendor Name	Voucher No.	Invoice No.	Description	Fund Code	Amount Paid
2026-03-13	[redacted]	[redacted]	[redacted]	LEGAL SERVICES	[redacted]	[redacted]
				Total for Payment No.:		14,544.00

Payment No: 732974

Payment Date	Vendor Name	Voucher No.	Invoice No.	Description	Fund Code	Amount Paid
2026-04-02	CANON USA INC	00595331	6014788093	FY25-26 STADIUM - BRIEFING ROO	S.C.Stadium Authority Ops	7.59
2026-04-02	CANON USA INC	00595331	6014788093	FY25-26 CITY	Information Technology Service	14,407.04
				Total for Payment No.:		14,414.63

Payment No: 732540

Payment Date	Vendor Name	Voucher No.	Invoice No.	Description	Fund Code	Amount Paid
2026-03-13	LUPE LIMA	00593150	45137	SBLX Town Truck Standby	General Fund	4,030.00
2026-03-13	LUPE LIMA	00593207	45716	MOTORHOME TOW FEES	General Fund	3,000.00
2026-03-13	LUPE LIMA	00593211	45492	TOW FEES	General Fund	310.00
2026-03-13	LUPE LIMA	00593148	45136	SBLX Tow Truck Standby	General Fund	4,030.00
2026-03-13	LUPE LIMA	00593210	45704	TOW FEES	General Fund	310.00
2026-03-13	LUPE LIMA	00593212	45691	TOW FEES, RECOVERY	General Fund	680.00
2026-03-13	LUPE LIMA	00593206	45140	TRAILER TOW FEES	General Fund	2,000.00
				Total for Payment No.:		14,360.00

Payment No: 732918

Payment Date	Vendor Name	Voucher No.	Invoice No.	Description	Fund Code	Amount Paid
2026-03-27	REED & GRAHAM INC	00594833	126458	ASPHALT AND AGGREGATE MATERIAL	Water Utility	524.73
2026-03-27	REED & GRAHAM INC	00594834	128012	AS NEEDED AGGREGATE MATERIALS	Water Utility	628.90
2026-03-27	REED & GRAHAM INC	00594836	128710	AS NEEDED AGGREGATE MATERIALS	Water Utility	634.99
2026-03-27	REED & GRAHAM INC	00594832	126338	ASPHALT AND AGGREGATE MATERIAL	Water Utility	33.64
2026-03-27	REED & GRAHAM INC	00594831	126130	ASPHALT AND AGGREGATE MATERIAL	Water Utility	1,026.59
2026-03-27	REED & GRAHAM INC	00594831	126130	ASPHALT AND AGGREGATE MATERIAL	Water Utility Construction	2,566.44
2026-03-27	REED & GRAHAM INC	00594833	126458	ASPHALT AND AGGREGATE MATERIAL	Water Utility Construction	1,311.83
2026-03-27	REED & GRAHAM INC	00594834	128012	AS NEEDED AGGREGATE MATERIALS	Water Utility Construction	1,572.23
2026-03-27	REED & GRAHAM INC	00594836	128710	AS NEEDED AGGREGATE MATERIALS	Water Utility Construction	1,587.47
2026-03-27	REED & GRAHAM INC	00594832	126338	ASPHALT AND AGGREGATE MATERIAL	Water Utility Construction	84.06
2026-03-27	REED & GRAHAM INC	00593979	129673	MATERIALS - STREET	General Fund	112.55

Payment Date	Vendor Name	Voucher No.	Invoice No.	Description	Fund Code	Amount Paid
2026-03-27	REED & GRAHAM INC	00594831	126130	ASPHALT AND AGGREGATE MATERIAL	Sewer Utility	256.64
2026-03-27	REED & GRAHAM INC	00594834	128012	AS NEEDED AGGREGATE MATERIALS	Sewer Utility	157.23
2026-03-27	REED & GRAHAM INC	00594833	126458	ASPHALT AND AGGREGATE MATERIAL	Sewer Utility	131.18
2026-03-27	REED & GRAHAM INC	00594836	128710	AS NEEDED AGGREGATE MATERIALS	Sewer Utility	158.73
2026-03-27	REED & GRAHAM INC	00594832	126338	ASPHALT AND AGGREGATE MATERIAL	Sewer Utility	8.40
				Total for Payment No.:		10,795.61

Payment No: 036402

Payment Date	Vendor Name	Voucher No.	Invoice No.	Description	Fund Code	Amount Paid
2026-04-02	PAVION CORP	00595258	PSW-PSI-30716	FIRE ALARM PANEL REPLACEMENT A	General Fund	14,356.65
				Total for Payment No.:		14,356.65

Payment No: 732893

Payment Date	Vendor Name	Voucher No.	Invoice No.	Description	Fund Code	Amount Paid
2026-03-27	INTELLINETICS, INC	00593853	33582	Annual Intellivue GX	General Fund	14,104.13
				Total for Payment No.:		14,104.13

Payment No: 732507

Payment Date	Vendor Name	Voucher No.	Invoice No.	Description	Fund Code	Amount Paid
2026-03-13	CITY OF VACAVILLE	00593152	77461	Security NFL 49vSEAHAWK 1.3.26	General Fund	13,309.23
2026-03-13	CITY OF VACAVILLE	00593153	77462	Levi Stadium Officer Training	General Fund	709.46
				Total for Payment No.:		14,018.69

Payment No: 000046

Payment Date	Vendor Name	Voucher No.	Invoice No.	Description	Fund Code	Amount Paid
2026-03-26	PESTMASTER SERVICES L.P.	00594739	489587	SCCC 5001 GREAT AMERICA	Convention Cnt Maintenance Dis	184.62
2026-03-26	PESTMASTER SERVICES L.P.	00594740	496259	SCCC 5001 GREAT AMERICA	Convention Cnt Maintenance Dis	184.62
2026-03-26	PESTMASTER SERVICES L.P.	00594741	498079	SCCC 5001 GREAT AMERICA	Convention Cnt Maintenance Dis	184.62
2026-03-26	PESTMASTER SERVICES L.P.	00594741	498079	TRTION	Public Buildings	30.77
2026-03-26	PESTMASTER SERVICES L.P.	00594741	498079	HEART OF VALLEY 1550 ELCAMINO	Public Buildings	61.54
2026-03-26	PESTMASTER SERVICES L.P.	00594742	498070	COMMERCE PLAZA	Public Buildings	123.08
2026-03-26	PESTMASTER SERVICES L.P.	00594742	498070	PEDDLER'S PLAZA	Public Buildings	184.62
2026-03-26	PESTMASTER SERVICES L.P.	00594740	496259	PEDDLER'S PLAZA	Public Buildings	184.62
2026-03-26	PESTMASTER SERVICES L.P.	00594741	498079	HARRIS LASS	Public Buildings	30.77
2026-03-26	PESTMASTER SERVICES L.P.	00594741	498079	HEADEN INMAN	Public Buildings	61.54
2026-03-26	PESTMASTER SERVICES L.P.	00594741	498079	JAMISON BROWN	Public Buildings	61.54
2026-03-26	PESTMASTER SERVICES L.P.	00594740	496259	HEADEN INMAN	Public Buildings	61.54
2026-03-26	PESTMASTER SERVICES L.P.	00594740	496259	JAMISON BROWN	Public Buildings	61.54
2026-03-26	PESTMASTER SERVICES L.P.	00594740	496259	HEART OF VALLEY 1550 ELCAMINO	Public Buildings	61.54
2026-03-26	PESTMASTER SERVICES L.P.	00594740	496259	TRTION	Public Buildings	30.77
2026-03-26	PESTMASTER SERVICES L.P.	00594740	496259	COMMERCE PLAZA	Public Buildings	123.08
2026-03-26	PESTMASTER SERVICES L.P.	00594739	489587	HARRIS LASS	Public Buildings	30.77
2026-03-26	PESTMASTER SERVICES L.P.	00594739	489587	HEADEN INMAN	Public Buildings	61.54
2026-03-26	PESTMASTER SERVICES L.P.	00594739	489587	JAMISON BROWN	Public Buildings	61.54
2026-03-26	PESTMASTER SERVICES L.P.	00594739	489587	TRTION	Public Buildings	30.77
2026-03-26	PESTMASTER SERVICES L.P.	00594739	489587	HEART OF VALLEY 1550 ELCAMINO	Public Buildings	61.54
2026-03-26	PESTMASTER SERVICES L.P.	00594740	496259	HARRIS LASS	Public Buildings	30.77
2026-03-26	PESTMASTER SERVICES L.P.	00594741	498079	CITYWIDE PEST CONTROL SERVICES	General Fund	369.24
2026-03-26	PESTMASTER SERVICES L.P.	00594741	498079	BERRYESSA ADOBE	General Fund	30.77
2026-03-26	PESTMASTER SERVICES L.P.	00594741	498079	POLICE	General Fund	184.62

Payment Date	Vendor Name	Voucher No.	Invoice No.	Description	Fund Code	Amount Paid
2026-03-26	PESTMASTER SERVICES L.P.	00594741	498079	STREETS	General Fund	61.54
2026-03-26	PESTMASTER SERVICES L.P.	00594741	498079	FIRE	General Fund	984.64
2026-03-26	PESTMASTER SERVICES L.P.	00594741	498079	CENTRAL LIBRARY	General Fund	184.62
2026-03-26	PESTMASTER SERVICES L.P.	00594741	498079	NORTHSIDE LIBRARY	General Fund	123.08
2026-03-26	PESTMASTER SERVICES L.P.	00594741	498079	MISSION LIBRARY	General Fund	61.54
2026-03-26	PESTMASTER SERVICES L.P.	00594741	498079	PARKS	General Fund	953.87
2026-03-26	PESTMASTER SERVICES L.P.	00594741	498079	CEMETRY	General Fund	61.54
2026-03-26	PESTMASTER SERVICES L.P.	00594741	498079	COMMUNICATION SHOP	General Fund	30.77
2026-03-26	PESTMASTER SERVICES L.P.	00594741	498079	PURCHASING WAREHOUSE	General Fund	61.54
2026-03-26	PESTMASTER SERVICES L.P.	00594741	498079	EMERGENCY OPERATIONS (EOC)	General Fund	123.08
2026-03-26	PESTMASTER SERVICES L.P.	00594741	498079	TASMAN	General Fund	184.62
2026-03-26	PESTMASTER SERVICES L.P.	00594741	498079	COMMUNITY DEV -	General Fund	61.54
2026-03-26	PESTMASTER SERVICES L.P.	00594741	498079	MARSALLI BUILDING	General Fund	184.62
2026-03-26	PESTMASTER SERVICES L.P.	00594739	489587	CITYWIDE PEST CONTROL SERVICES	General Fund	369.24
2026-03-26	PESTMASTER SERVICES L.P.	00594739	489587	BERRYESSA ADOBE	General Fund	30.77
2026-03-26	PESTMASTER SERVICES L.P.	00594739	489587	POLICE	General Fund	184.62
2026-03-26	PESTMASTER SERVICES L.P.	00594739	489587	STREETS	General Fund	61.54
2026-03-26	PESTMASTER SERVICES L.P.	00594739	489587	FIRE	General Fund	984.64
2026-03-26	PESTMASTER SERVICES L.P.	00594739	489587	CENTRAL LIBRARY	General Fund	184.62
2026-03-26	PESTMASTER SERVICES L.P.	00594739	489587	NORTHSIDE LIBRARY	General Fund	123.08
2026-03-26	PESTMASTER SERVICES L.P.	00594739	489587	MISSION LIBRARY	General Fund	61.54
2026-03-26	PESTMASTER SERVICES L.P.	00594739	489587	PARKS	General Fund	953.87
2026-03-26	PESTMASTER SERVICES L.P.	00594739	489587	CEMETRY	General Fund	61.54
2026-03-26	PESTMASTER SERVICES L.P.	00594739	489587	COMMUNICATION SHOP	General Fund	30.77
2026-03-26	PESTMASTER SERVICES L.P.	00594739	489587	PURCHASING WAREHOUSE	General Fund	61.54
2026-03-26	PESTMASTER SERVICES L.P.	00594739	489587	EMERGENCY OPERATIONS (EOC)	General Fund	123.08

Payment Date	Vendor Name	Voucher No.	Invoice No.	Description	Fund Code	Amount Paid
2026-03-26	PESTMASTER SERVICES L.P.	00594739	489587	TASMAN	General Fund	184.62
2026-03-26	PESTMASTER SERVICES L.P.	00594739	489587	COMMUNITY DEV -	General Fund	61.54
2026-03-26	PESTMASTER SERVICES L.P.	00594739	489587	MARSALLI BUILDING	General Fund	184.62
2026-03-26	PESTMASTER SERVICES L.P.	00594740	496259	CITYWIDE PEST CONTROL SERVICES	General Fund	369.24
2026-03-26	PESTMASTER SERVICES L.P.	00594740	496259	BERRYESSA ADOBE	General Fund	30.77
2026-03-26	PESTMASTER SERVICES L.P.	00594740	496259	FIRE	General Fund	984.64
2026-03-26	PESTMASTER SERVICES L.P.	00594740	496259	CENTRAL LIBRARY	General Fund	184.62
2026-03-26	PESTMASTER SERVICES L.P.	00594740	496259	POLICE	General Fund	184.62
2026-03-26	PESTMASTER SERVICES L.P.	00594740	496259	STREETS	General Fund	61.54
2026-03-26	PESTMASTER SERVICES L.P.	00594740	496259	NORTHSIDE LIBRARY	General Fund	123.08
2026-03-26	PESTMASTER SERVICES L.P.	00594740	496259	CEMETRY	General Fund	61.54
2026-03-26	PESTMASTER SERVICES L.P.	00594740	496259	MISSION LIBRARY	General Fund	61.54
2026-03-26	PESTMASTER SERVICES L.P.	00594740	496259	PARKS	General Fund	953.87
2026-03-26	PESTMASTER SERVICES L.P.	00594740	496259	EMERGENCY OPERATIONS (EOC)	General Fund	123.08
2026-03-26	PESTMASTER SERVICES L.P.	00594740	496259	COMMUNICATION SHOP	General Fund	30.77
2026-03-26	PESTMASTER SERVICES L.P.	00594740	496259	PURCHASING WAREHOUSE	General Fund	61.54
2026-03-26	PESTMASTER SERVICES L.P.	00594740	496259	TASMAN	General Fund	184.62
2026-03-26	PESTMASTER SERVICES L.P.	00594740	496259	COMMUNITY DEV -	General Fund	61.54
2026-03-26	PESTMASTER SERVICES L.P.	00594740	496259	MARSALLI BUILDING	General Fund	184.62
2026-03-26	PESTMASTER SERVICES L.P.	00594741	498079	MORSE MANSION	General Government - Other	123.08
2026-03-26	PESTMASTER SERVICES L.P.	00594739	489587	MORSE MANSION	General Government - Other	123.08
2026-03-26	PESTMASTER SERVICES L.P.	00594740	496259	MORSE MANSION	General Government - Other	123.08
				Total for Payment No.:		13,261.87

Payment No: 732931

Payment Date	Vendor Name	Voucher No.	Invoice No.	Description	Fund Code	Amount Paid
2026-03-27	TRAVELSCAPE LLC	00594744	1000063818	EXPEDIA CAMPAIGN FEB 26	Deposit Funds.	13,782.85
				Total for Payment No.:		13,782.85

Payment No: 036397

Payment Date	Vendor Name	Voucher No.	Invoice No.	Description	Fund Code	Amount Paid
2026-04-02	NOR-CAL OVERHEAD INC	00595410	54634364	PD 001-7745-87600-(I)6678	General Fund	3,055.00
2026-04-02	NOR-CAL OVERHEAD INC	00595410	54634364	PD 001-7745-87600-(I)6678 (T)	General Fund	152.78
2026-04-02	NOR-CAL OVERHEAD INC	00595412	54777150	FIRE STATION 2 SERVICE CALL	General Fund	470.00
2026-04-02	NOR-CAL OVERHEAD INC	00595414	54311693	FIRE STATION 2 SERVICE CALL	General Fund	2,360.00
2026-04-02	NOR-CAL OVERHEAD INC	00595414	54311693	FIRE STATION 2 SERVICE CALL MA	General Fund	736.59
2026-04-02	NOR-CAL OVERHEAD INC	00595415	54459648	FIRE STATION 2 SERVICE CALL	General Fund	1,420.00
2026-04-02	NOR-CAL OVERHEAD INC	00595415	54459648	FIRE STATION 2 SERVICE CALL MA	General Fund	360.11
2026-04-02	NOR-CAL OVERHEAD INC	00595416	54435324	FIRE STATION 2 SERVICE CALL	General Fund	785.00
2026-04-02	NOR-CAL OVERHEAD INC	00595416	54435324	FIRE STATION 2 SERVICE CALL MA	General Fund	587.09
2026-04-02	NOR-CAL OVERHEAD INC	00595411	54492032	FLEET 053-2123-87570	Fleet Operation Fund	2,595.00
				Total for Payment No.:		12,521.57

Payment No: 036391

Payment Date	Vendor Name	Voucher No.	Invoice No.	Description	Fund Code	Amount Paid
2026-04-02	[redacted]	[redacted]	[redacted]	LEGAL SERVICES - CHANGE ORDER	[redacted]	[redacted]
2026-04-02	[redacted]	[redacted]	[redacted]	LEGAL SERVICES - CHANGE ORDER	[redacted]	[redacted]
				Total for Payment No.:		13,448.50

Payment No: 732677

Payment Date	Vendor Name	Voucher No.	Invoice No.	Description	Fund Code	Amount Paid
2026-03-20	ORCHARD COMMERCIAL, INC	00594626	OCI MF-2026-28-2	PROPERTY MANAGEMENT FOR THE SA	Convention Cnt Maintenance Dis	6,650.00

Payment Date	Vendor Name	Voucher No.	Invoice No.	Description	Fund Code	Amount Paid
2026-03-20	ORCHARD COMMERCIAL, INC	00594629	OCI MF-2026-31-01	PROPERTY MANAGEMENT FOR THE SA	Convention Cnt Maintenance Dis	6,650.00
				Total for Payment No.:		13,300.00

Payment No: 036252

Payment Date	Vendor Name	Voucher No.	Invoice No.	Description	Fund Code	Amount Paid
2026-03-20	PAVION CORP	00594614	PSW-PSI-40663	TAMPER SWITCH AND DUAL INPUT M	General Fund	13,185.33
				Total for Payment No.:		13,185.33

Payment No: 036404

Payment Date	Vendor Name	Voucher No.	Invoice No.	Description	Fund Code	Amount Paid
2026-04-02	PLAN REVIEW CONSULTANTS INC	00595336	PRC2026-01	PLAN REVIEW SERVICES	Building New Dvlpmnt Srvc Fee	12,831.40
				Total for Payment No.:		12,831.40

Payment No: 732901

Payment Date	Vendor Name	Voucher No.	Invoice No.	Description	Fund Code	Amount Paid
2026-03-27	MDN COACHING & CONSULTING	00594128	006	leadership advisory support	Police Operating Grant Fund	3,300.00
2026-03-27	MDN COACHING & CONSULTING	00594128	006	appraisal system design	Police Operating Grant Fund	7,800.00
2026-03-27	MDN COACHING & CONSULTING	00594122	E02	3/26 onsite trng lead	Police Operating Grant Fund	1,686.64
				Total for Payment No.:		12,786.64

Payment No: 732573

Payment Date	Vendor Name	Voucher No.	Invoice No.	Description	Fund Code	Amount Paid
2026-03-13	WEST COAST ARBORISTS INC	00593791	237561	TREE MAINTENANCE SERVICES PUBL	Streets and Highways Capital F	12,537.25
				Total for Payment No.:		12,537.25

Payment No: 733008

Payment Date	Vendor Name	Voucher No.	Invoice No.	Description	Fund Code	Amount Paid
2026-04-02	OLIVEIRA FENCE INC	00595220	26-07	LABOR TO FURNISH AND INSTALL 1	General Fund	8,400.00
2026-04-02	OLIVEIRA FENCE INC	00595220	26-07	MATERIALS TO FURNISH AND INSTA	General Fund	4,103.10
				Total for Payment No.:		12,503.10

Payment No: 036158

Payment Date	Vendor Name	Voucher No.	Invoice No.	Description	Fund Code	Amount Paid
2026-03-13	PENINSULA GYMNASTICS	00593939	0059	CHANGE ORDER #6 - ADDITIONAL F	General Fund	12,127.32
				Total for Payment No.:		12,127.32

Payment No: 036128

Payment Date	Vendor Name	Voucher No.	Invoice No.	Description	Fund Code	Amount Paid
2026-03-13	DKS ASSOC	00593999	0097593	CHANGE ORDER: ADDITIONAL FUNDS	Streets and Highways Capital F	11,381.25
2026-03-13	DKS ASSOC	00593998	0096987	CHANGE ORDER: ADDITIONAL FUNDS	Streets and Highways Capital F	608.75
				Total for Payment No.:		11,990.00

Payment No: 036368

Payment Date	Vendor Name	Voucher No.	Invoice No.	Description	Fund Code	Amount Paid
2026-04-02	COAST COUNTIES TRUCK	00594500	00153575S	LABOR - V3256	Fleet Operation Fund	8,276.92
2026-04-02	COAST COUNTIES TRUCK	00594439	001269810P	PARTS - V3119	Fleet Operation Fund	458.97
2026-04-02	COAST COUNTIES TRUCK	00594503	001269295P	PARTS - V3640	Fleet Operation Fund	107.60
2026-04-02	COAST COUNTIES TRUCK	00594500	00153575S	PARTS / MISC - V3256	Fleet Operation Fund	460.17
2026-04-02	COAST COUNTIES TRUCK	00594502	001269418P	PARTS - V3288	Fleet Operation Fund	1,881.89
2026-04-02	COAST COUNTIES TRUCK	00594502	001269418P	CORE CHARGES - V3288	Fleet Operation Fund	312.10
2026-04-02	COAST COUNTIES TRUCK	00594307	001269720P	Parts V# Stock	Fleet Operation Fund	371.73

Payment Date	Vendor Name	Voucher No.	Invoice No.	Description	Fund Code	Amount Paid
				Total for Payment No.:		11,869.38

Payment No: 036286

Payment Date	Vendor Name	Voucher No.	Invoice No.	Description	Fund Code	Amount Paid
2026-03-27	[redacted]	[redacted]	[redacted]	LEGAL SERVICES ? CHANGE ORDER	[redacted]	[redacted]
				Total for Payment No.:		11,590.00

Payment No: 732590

Payment Date	Vendor Name	Voucher No.	Invoice No.	Description	Fund Code	Amount Paid
2026-03-20	NEBULA CREATIONS LLC	00594406	5206	ART SCULPTURE LOAN	General Fund	11,250.00
				Total for Payment No.:		11,250.00

Payment No: 000063

Payment Date	Vendor Name	Voucher No.	Invoice No.	Description	Fund Code	Amount Paid
2026-04-01	SANTA CLARA LIGHTING, INC.	00594419	36558	LED RETROFIT KITS	General Fund	587.09
2026-04-01	SANTA CLARA LIGHTING, INC.	00594433	36551	ADJ. LED WALLPACK	General Fund	1,200.38
2026-04-01	SANTA CLARA LIGHTING, INC.	00594434	36543	ADJ. AREA LIGHT & BRACKETS	General Fund	8,751.83
2026-04-01	SANTA CLARA LIGHTING, INC.	00594586	36226	CFL REPLACEMENT BULBS	General Fund	496.30
2026-04-01	SANTA CLARA LIGHTING, INC.	00594587	36139	LED BULBS	General Fund	23.90
				Total for Payment No.:		11,059.50

Payment No: 732977

Payment Date	Vendor Name	Voucher No.	Invoice No.	Description	Fund Code	Amount Paid
2026-04-02	CITY OF MODESTO	00593828	167456	Security NFL SBLX 2.8.26	General Fund	10,832.72
				Total for Payment No.:		10,832.72

Payment No: 732869

Payment Date	Vendor Name	Voucher No.	Invoice No.	Description	Fund Code	Amount Paid
2026-03-27	CORE & MAIN LP	00595043	Y571565	TUBING, COPPER, 1IN, WITH BLUE	Water Utility	6,604.25
2026-03-27	CORE & MAIN LP	00595042	Y026818	FLANGE, 6IN TAP 2IN DI	Water Utility	375.70
2026-03-27	CORE & MAIN LP	00595043	Y571565	COUPLING, HYMAX, 8", PART #860	Water Utility	3,620.94
				Total for Payment No.:		10,600.89

Payment No: 036386

Payment Date	Vendor Name	Voucher No.	Invoice No.	Description	Fund Code	Amount Paid
2026-04-02	INGRAM LIBRARY SERVICES LLC	00594281	95027815	1241/1233/1235 AD BK	General Fund	3,936.43
2026-04-02	INGRAM LIBRARY SERVICES LLC	00594281	95027815	1231/1233/1235/1236 JUV BK	General Fund	4,028.06
2026-04-02	INGRAM LIBRARY SERVICES LLC	00594281	95027815	1232/1233/1235 YA BK	General Fund	547.83
2026-04-02	INGRAM LIBRARY SERVICES LLC	00594280	95014135	RSC FL ST PRESCHOOL 2026 BKS	Library Operating Grant Fund	119.85
2026-04-02	INGRAM LIBRARY SERVICES LLC	00594282	95061968	RSC FL ST PRESCHOOL 2026 BKS	Library Operating Grant Fund	1,837.81
				Total for Payment No.:		10,469.98

Payment No: 732578

Payment Date	Vendor Name	Voucher No.	Invoice No.	Description	Fund Code	Amount Paid
2026-03-13	Z-CON SPECIALTY SERVICES, INC.	00593818	2026-482	REMOVAL, TRANSPORTION, AND DIS	Parks And Recreation	10,396.00
				Total for Payment No.:		10,396.00

Payment No: 036343

Payment Date	Vendor Name	Voucher No.	Invoice No.	Description	Fund Code	Amount Paid
2026-03-27	T-MOBILE	00594188	988523946-3/2/2026	CELL PHONES - PD NEW OFFICERS	General Fund	10,312.15
				Total for Payment No.:		10,312.15

Payment No: 732650

Payment Date	Vendor Name	Voucher No.	Invoice No.	Description	Fund Code	Amount Paid
2026-03-20	[redacted]	[redacted]	[redacted]	[redacted]	[redacted]	[redacted]
				Expert Consultant - Legal		
				Total for Payment No.:		10,088.00

Payment No: 036240

Payment Date	Vendor Name	Voucher No.	Invoice No.	Description	Fund Code	Amount Paid
2026-03-20	MIDWEST TAPE LLC	00593622	508512034	1241 AD STRM	General Fund	8,781.01
2026-03-20	MIDWEST TAPE LLC	00593718	508474336	1235 JUV DVD	General Fund	69.53
2026-03-20	MIDWEST TAPE LLC	00593718	508474336	1231 JUV DVD	General Fund	141.81
2026-03-20	MIDWEST TAPE LLC	00593718	508474336	1233 AD DVD	General Fund	31.36
2026-03-20	MIDWEST TAPE LLC	00593718	508474336	1235 AD DVD	General Fund	221.46
2026-03-20	MIDWEST TAPE LLC	00593718	508474336	1241 AD DVD	General Fund	569.77
2026-03-20	MIDWEST TAPE LLC	00593718	508474336	1241 AD ABK	General Fund	92.16
2026-03-20	MIDWEST TAPE LLC	00593718	508474336	1241 AD CD	General Fund	101.74
				Total for Payment No.:		10,008.84

Payment No: 036217

Payment Date	Vendor Name	Voucher No.	Invoice No.	Description	Fund Code	Amount Paid
2026-03-20	ECONOMIC & PLANNING SYSTEMS, INC.	00594650	221084-6	PROFESSIONAL SERVICES	CDD Operating Grant Fund	10,000.00
				Total for Payment No.:		10,000.00

Payment No: 733001

Payment Date	Vendor Name	Voucher No.	Invoice No.	Description	Fund Code	Amount Paid
2026-04-02	LUPE LIMA	00594613	45961	release/bill PD	General Fund	1,362.50
2026-04-02	LUPE LIMA	00594608	45145	boxtruck tow	General Fund	2,000.00
2026-04-02	LUPE LIMA	00594609	45726	transport for evidence	General Fund	620.00
2026-04-02	LUPE LIMA	00594611	45142	RV tow	General Fund	2,000.00
2026-04-02	LUPE LIMA	00594603	45143	trailer tow	General Fund	2,000.00

Payment Date	Vendor Name	Voucher No.	Invoice No.	Description	Fund Code	Amount Paid
2026-04-02	LUPE LIMA	00594606	45144	boxtruck tow	General Fund	2,000.00
				Total for Payment No.:		9,982.50

Payment No: 732506

Payment Date	Vendor Name	Voucher No.	Invoice No.	Description	Fund Code	Amount Paid
2026-03-13	CITY OF MENLO PARK	00593134	42505FEB2026	SECURITY NFL SBLX 2.8.26	General Fund	9,815.67
				Total for Payment No.:		9,815.67

Payment No: 036336

Payment Date	Vendor Name	Voucher No.	Invoice No.	Description	Fund Code	Amount Paid
2026-03-27	[redacted]	[redacted]	[redacted]	PERS ADVANCE DISABILITY PENSIO	Workers Compensation	[redacted]
				Total for Payment No.:		9,815.31

Payment No: 732538

Payment Date	Vendor Name	Voucher No.	Invoice No.	Description	Fund Code	Amount Paid
2026-03-13	[redacted]	[redacted]	[redacted]	LEGAL SERVICES - CHANGE ORDER	General Fund	[redacted]
				Total for Payment No.:		9,633.00

Payment No: 036315

Payment Date	Vendor Name	Voucher No.	Invoice No.	Description	Fund Code	Amount Paid
2026-03-27	[redacted]	[redacted]	[redacted]	PERS ADVANCE DISABILITY PENSIO	Workers Compensation	[redacted]
				Total for Payment No.:		9,617.62

Payment No: 036206

Payment Date	Vendor Name	Voucher No.	Invoice No.	Description	Fund Code	Amount Paid
2026-03-20	BOUND TREE MEDICAL LLC	00593608	86106224	Gloves	General Fund	9,609.77
				Total for Payment No.:		9,609.77

Payment No: 036209

Payment Date	Vendor Name	Voucher No.	Invoice No.	Description	Fund Code	Amount Paid
2026-03-20	CARL WARREN & COMPANY	00594491	CWC-2062632	ADDITIONAL FUNDS PER AMENDMENT	Special Liability Insurance	9,500.00
				Total for Payment No.:		9,500.00

Payment No: 036185

Payment Date	Vendor Name	Voucher No.	Invoice No.	Description	Fund Code	Amount Paid
2026-03-13	WOODARD & CURRAN, INC	00593782	258536	SANITARY SEWER HYDRAULIC MODEL	Sewer Utility Construction	5,983.25
2026-03-13	WOODARD & CURRAN, INC	00593783	259883	SANITARY SEWER HYDRAULIC MODEL	Sewer Utility Construction	3,493.50
				Total for Payment No.:		9,476.75

Payment No: 732865

Payment Date	Vendor Name	Voucher No.	Invoice No.	Description	Fund Code	Amount Paid
2026-03-27	CIVITAS ADVISORS	00594746	59963	MARCH 2026 FIXED FEE SVCS	Deposit Funds.	3,000.00
2026-03-27	CIVITAS ADVISORS	00594746	59963	STANDARD OFFICE EXPENSES	Deposit Funds.	120.00
2026-03-27	CIVITAS ADVISORS	00594747	59964	MARCH 2026 FIXED FEE SVCS	Deposit Funds.	6,000.00
2026-03-27	CIVITAS ADVISORS	00594747	59964	STANDARD OFFICE EXPENSES	Deposit Funds.	240.00
				Total for Payment No.:		9,360.00

Payment No: 036284

Payment Date	Vendor Name	Voucher No.	Invoice No.	Description	Fund Code	Amount Paid
2026-03-27	BLACK & VEATCH MANAGEMENT CONSULTING LLC	00594193	6717266	2026 MAR UTILITY RATE STUDYRCY	Water Recycling Program	903.00
2026-03-27	BLACK & VEATCH MANAGEMENT CONSULTING LLC	00594193	6717266	2026 MAR UTILITY RATE STUDYSWR	Water Utility Construction	4,063.50
2026-03-27	BLACK & VEATCH MANAGEMENT CONSULTING LLC	00594193	6717266	2026 MAR UTILITY RATE STUDYWTR	Water Utility Construction	4,063.50
				Total for Payment No.:		9,030.00

Payment No: 732780

Payment Date	Vendor Name	Voucher No.	Invoice No.	Description	Fund Code	Amount Paid
2026-03-27	HOLDER CONSTRUCTION GROUP, LLC	00594930	24460-11 UTILITY REFUND	UTILITY REFUND	General Fund	3,059.46
2026-03-27	HOLDER CONSTRUCTION GROUP, LLC	00594936	24516-14 UTILITY REFUND	UTILITY REFUND	General Fund	2,800.11
2026-03-27	HOLDER CONSTRUCTION GROUP, LLC	00594970	65033-12 UTILITY REFUND	UTILITY REFUND	General Fund	3,166.07
				Total for Payment No.:		9,025.64

Payment No: 036187

Payment Date	Vendor Name	Voucher No.	Invoice No.	Description	Fund Code	Amount Paid
2026-03-20	AFSCME COUNCIL 57	00594666	02/15/26-03/14/26	UNION DUES B2605 & B2606	Payroll Liability&ClearingAcct	8,993.87
				Total for Payment No.:		8,993.87

Payment No: 036153

Payment Date	Vendor Name	Voucher No.	Invoice No.	Description	Fund Code	Amount Paid
2026-03-13	MUNICIPAL MAINTENANCE EQUIPMNT	00593948	046704	AS-NEEDED REPAIR SERVICES FOR	Sewer Utility	1,193.80
2026-03-13	MUNICIPAL MAINTENANCE EQUIPMNT	00593948	046704	AS-NEEDED REPAIR SERVICES FOR	Sewer Utility	1,089.80
2026-03-13	MUNICIPAL MAINTENANCE EQUIPMNT	00593947	046699	AS-NEEDED REPAIR SERVICES FOR	Sewer Utility	2,583.54
2026-03-13	MUNICIPAL MAINTENANCE EQUIPMNT	00593947	046699	AS-NEEDED REPAIR SERVICES FOR	Sewer Utility	2,030.54
2026-03-13	MUNICIPAL MAINTENANCE EQUIPMNT	00593266	046533	PARTS - V3599	Fleet Operation Fund	662.76
2026-03-13	MUNICIPAL MAINTENANCE EQUIPMNT	00593267	046538	PARTS - V3640	Fleet Operation Fund	1,395.79
				Total for Payment No.:		8,956.23

Payment No: 036311

Payment Date	Vendor Name	Voucher No.	Invoice No.	Description	Fund Code	Amount Paid
2026-03-27	INGRAM LIBRARY SERVICES LLC	00594039	94852777	1231/1233/1235/1236 JUV BK	General Fund	5,440.29
2026-03-27	INGRAM LIBRARY SERVICES LLC	00594039	94852777	1232/1233/1235 YA BK	General Fund	611.85
2026-03-27	INGRAM LIBRARY SERVICES LLC	00594039	94852777	1241/1233/1235 AD BK	General Fund	2,657.47
				Total for Payment No.:		8,709.61

Payment No: 732530

Payment Date	Vendor Name	Voucher No.	Invoice No.	Description	Fund Code	Amount Paid
2026-03-13	IMPEC GROUP, LLC	00593034	2511144	MONTHLY CUSTODIAL SERVICE CRC	General Fund	8,580.00
				Total for Payment No.:		8,580.00

Payment No: 732515

Payment Date	Vendor Name	Voucher No.	Invoice No.	Description	Fund Code	Amount Paid
2026-03-13	ENNIS-FLINT INC	00593194	295952	MATERIALS - STREET	General Fund	8,529.28
				Total for Payment No.:		8,529.28

Payment No: 036164

Payment Date	Vendor Name	Voucher No.	Invoice No.	Description	Fund Code	Amount Paid
2026-03-13	[redacted]	[redacted]	[redacted]	LEGAL SERVICES - CHANGE ORDER	[redacted]	[redacted]
2026-03-13	[redacted]	[redacted]	[redacted]	LEGAL SERVICES - CHANGE ORDER	[redacted]	[redacted]
2026-03-13	[redacted]	[redacted]	[redacted]	LEGAL SERVICES - CHANGE ORDER	[redacted]	[redacted]
				Total for Payment No.:		8,457.00

Payment No: 036381

Payment Date	Vendor Name	Voucher No.	Invoice No.	Description	Fund Code	Amount Paid
2026-04-02	HELLO HOUSING	00595421	002-2026	HH BMP ADMINISTRATION FY25/26	City Affordable Housing	8,300.00
				Total for Payment No.:		8,300.00

Payment No: 036410

Payment Date	Vendor Name	Voucher No.	Invoice No.	Description	Fund Code	Amount Paid
2026-04-02	T-MOBILE	00595322	952058658-3/2/2026	Parks & Rec	Cemetery	39.48
2026-04-02	T-MOBILE	00595322	952058658-3/2/2026	DPW/Street & Auto	Solid Waste Program	53.54
2026-04-02	T-MOBILE	00595322	952058658-3/2/2026	CDD/Bldg - Inspection	Building New Dvlpmnt Srvc Fee	222.26
2026-04-02	T-MOBILE	00595322	952058658-3/2/2026	CDD/Bldg - Permits	Building New Dvlpmnt Srvc Fee	512.42
2026-04-02	T-MOBILE	00595322	952058658-3/2/2026	DPW/Engineering	General Fund	14.06
2026-04-02	T-MOBILE	00595322	952058658-3/2/2026	DPW/Engineering	General Fund	14.06
2026-04-02	T-MOBILE	00595322	952058658-3/2/2026	DPW/Engineering	General Fund	201.10
2026-04-02	T-MOBILE	00595322	952058658-3/2/2026	CDD/Planning	General Fund	0.00
2026-04-02	T-MOBILE	00595322	952058658-3/2/2026	DPW/Engineering	General Fund	14.06
2026-04-02	T-MOBILE	00595322	952058658-3/2/2026	CDD/Planning	General Fund	95.72
2026-04-02	T-MOBILE	00595322	952058658-3/2/2026	Fire	General Fund	296.10
2026-04-02	T-MOBILE	00595322	952058658-3/2/2026	CDD/Housing	General Fund	56.24
2026-04-02	T-MOBILE	00595322	952058658-3/2/2026	Police	General Fund	14.06
2026-04-02	T-MOBILE	00595322	952058658-3/2/2026	Police	General Fund	14.06
2026-04-02	T-MOBILE	00595322	952058658-3/2/2026	Police	General Fund	572.51
2026-04-02	T-MOBILE	00595322	952058658-3/2/2026	Police	General Fund	147.00
2026-04-02	T-MOBILE	00595322	952058658-3/2/2026	CMO/Stadium	S.C.Stadium Authority Ops	56.24
2026-04-02	T-MOBILE	00595322	952058658-3/2/2026	Parks & Rec	General Fund	29.40
2026-04-02	T-MOBILE	00595322	952058658-3/2/2026	Parks & Rec	General Fund	57.52
2026-04-02	T-MOBILE	00595322	952058658-3/2/2026	Parks & Rec	General Fund	29.40
2026-04-02	T-MOBILE	00595322	952058658-3/2/2026	COU	General Fund	141.88
2026-04-02	T-MOBILE	00595322	952058658-3/2/2026	DPW/Facilities	General Fund	168.72
2026-04-02	T-MOBILE	00595322	952058658-3/2/2026	CCO	General Fund	14.06
2026-04-02	T-MOBILE	00595322	952058658-3/2/2026	Parks & Rec	General Fund	29.40
2026-04-02	T-MOBILE	00595322	952058658-3/2/2026	Library	General Fund	100.98

Payment Date	Vendor Name	Voucher No.	Invoice No.	Description	Fund Code	Amount Paid
2026-04-02	T-MOBILE	00595322	952058658-3/2/2026	CCO	General Fund	14.06
2026-04-02	T-MOBILE	00595322	952058658-3/2/2026	DPW/Street & Auto	General Fund	14.06
2026-04-02	T-MOBILE	00595322	952058658-3/2/2026	DPW/Street & Auto	General Fund	87.34
2026-04-02	T-MOBILE	00595322	952058658-3/2/2026	DPW/Street & Auto	General Fund	14.06
2026-04-02	T-MOBILE	00595322	952058658-3/2/2026	DPW/Street & Auto	General Fund	118.44
2026-04-02	T-MOBILE	00595322	952058658-3/2/2026	CAO	General Fund	85.64
2026-04-02	T-MOBILE	00595322	952058658-3/2/2026	HR	General Fund	28.12
2026-04-02	T-MOBILE	00595322	952058658-3/2/2026	DPW/Street & Auto	General Fund	402.46
2026-04-02	T-MOBILE	00595322	952058658-3/2/2026	DPW/Street & Auto	General Fund	59.22
2026-04-02	T-MOBILE	00595322	952058658-3/2/2026	DPW/Street & Auto	General Fund	73.28
2026-04-02	T-MOBILE	00595322	952058658-3/2/2026	Finance/Muni Svcs	General Fund	138.18
2026-04-02	T-MOBILE	00595322	952058658-3/2/2026	Finance/Purchasing	General Fund	56.24
2026-04-02	T-MOBILE	00595322	952058658-3/2/2026	Finance/Business Svcs	General Fund	14.06
2026-04-02	T-MOBILE	00595322	952058658-3/2/2026	Police/Stadium	General Fund	54.90
2026-04-02	T-MOBILE	00595322	952058658-3/2/2026	DPW/Engineering	General Fund	28.12
2026-04-02	T-MOBILE	00595322	952058658-3/2/2026	CMO wireless service	General Fund	348.43
2026-04-02	T-MOBILE	00595322	952058658-3/2/2026	Parks & Rec	General Fund	140.60
2026-04-02	T-MOBILE	00595322	952058658-3/2/2026	Parks & Rec	General Fund	1,410.34
2026-04-02	T-MOBILE	00595322	952058658-3/2/2026	IT	Information Technology Service	680.84
2026-04-02	T-MOBILE	00595322	952058658-3/2/2026	Water & Sewer Utilities	Sewer Utility	1,395.99
2026-04-02	T-MOBILE	00595322	952058658-3/2/2026	Library/READ Santa Clara	Library Operating Grant Fund	14.06
2026-04-02	T-MOBILE	00595322	952058658-3/2/2026	DPW/Street & Auto	Fleet Operation Fund	29.40
				Total for Payment No.:		8,102.11

Payment No: 732756

Payment Date	Vendor Name	Voucher No.	Invoice No.	Description	Fund Code	Amount Paid
2026-03-27	CHINA DELIGHT GROUP INC	00594938	25689-02 UTILITY REFUND	UTILITY REFUND	General Fund	8,237.01
				Total for Payment No.:		8,237.01

Payment No: 036156

Payment Date	Vendor Name	Voucher No.	Invoice No.	Description	Fund Code	Amount Paid
2026-03-13	OVERDRIVE INC	00593075	00910CO26051590	1241 AD EBK	General Fund	749.96
2026-03-13	OVERDRIVE INC	00593074	00910CO26049495	1231 JUV EBK	General Fund	3,353.06
2026-03-13	OVERDRIVE INC	00593076	00910DA26052681	1241 AD EBK	General Fund	2,345.53
2026-03-13	OVERDRIVE INC	00593077	00910CO26054731	1241 AD EBK	General Fund	1,769.31
2026-03-13	OVERDRIVE INC	00593073	00910CO26049457	1241 AD EBK	General Fund	13.55
				Total for Payment No.:		8,231.41

Payment No: 000059

Payment Date	Vendor Name	Voucher No.	Invoice No.	Description	Fund Code	Amount Paid
2026-04-01	MISSION TRAIL WASTE SYSTEMS	00594066	0000565568	DEBRIS BIN HAUILING FEB 2026	Water Utility	123.94
2026-04-01	MISSION TRAIL WASTE SYSTEMS	00594066	0000565568	DEBRIS BIN HAUILING FEB 2026	Cemetery	743.62
2026-04-01	MISSION TRAIL WASTE SYSTEMS	00594066	0000565568	DEBRIS BIN HAUILING FEB 2026	General Fund	100.64
2026-04-01	MISSION TRAIL WASTE SYSTEMS	00594066	0000565568	DEBRIS BIN HAUILING FEB 2026	General Fund	6,001.08
				Total for Payment No.:		6,969.28

Payment No: 000039

Payment Date	Vendor Name	Voucher No.	Invoice No.	Description	Fund Code	Amount Paid
2026-03-26	EBSCO INFORMATION SERVICES	00594030	0601079	1235 AD PR	General Fund	5,748.65
2026-03-26	EBSCO INFORMATION SERVICES	00594038	0601080	1233 AD PR	General Fund	37.96
2026-03-26	EBSCO INFORMATION SERVICES	00594030	0601079	AD NON TAX	General Fund	349.00
2026-03-26	EBSCO INFORMATION SERVICES	00594029	0601078	1235 AD PR	General Fund	1,713.83
				Total for Payment No.:		7,849.44

Payment No: 732527

Payment Date	Vendor Name	Voucher No.	Invoice No.	Description	Fund Code	Amount Paid
2026-03-13	HOME DEPOT SUPPLY	00594004	9246185086	JANITORIAL SUPPLIES FOR WATER	Water Utility	317.88
2026-03-13	HOME DEPOT SUPPLY	00593987	9244162105	JANITORIAL SUPPLIES FOR STREET	General Fund	116.11
2026-03-13	HOME DEPOT SUPPLY	00593988	9245086544	JANITORIAL SUPPLIES FOR POLICE	General Fund	227.09
2026-03-13	HOME DEPOT SUPPLY	00593991	9244221304	JANITORIAL SUPPLIES FOR POLICE	General Fund	278.40
2026-03-13	HOME DEPOT SUPPLY	00593992	9245353788	JANITORIAL SUPPLIES FOR POLICE	General Fund	967.36
2026-03-13	HOME DEPOT SUPPLY	00594002	9246185087	JANITORIAL SUPPLIES FOR STREET	General Fund	497.15
2026-03-13	HOME DEPOT SUPPLY	00594006	9246185085	JANITORIAL SUPPLIES FOR POLICE	General Fund	1,498.40
2026-03-13	HOME DEPOT SUPPLY	00594009	9246185090	JANITORIAL SUPPLIES FOR CITY H	General Fund	880.41
2026-03-13	HOME DEPOT SUPPLY	00594010	9246185089	JANITORIAL SUPPLIES FOR TRITON	General Fund	397.90
2026-03-13	HOME DEPOT SUPPLY	00594022	9245671292	JANITORIAL SUPPLIES	General Fund	2,121.15
				Total for Payment No.:		7,301.85

Payment No: 732708

Payment Date	Vendor Name	Voucher No.	Invoice No.	Description	Fund Code	Amount Paid
2026-03-20	TOWNSEND PUBLIC AFFAIRS INC	00594598	24958	CHANGE ORDER 2: 2026 FUNDS	General Fund	7,725.00
				Total for Payment No.:		7,725.00

Payment No: 732621

Payment Date	Vendor Name	Voucher No.	Invoice No.	Description	Fund Code	Amount Paid
2026-03-20	CAGWIN & DORWARD	00594623	581215	TREE MAINTENANCE SERVICES FOR	Convention Cnt Maintenance Dis	7,686.00
				Total for Payment No.:		7,686.00

Payment No: 732571

Payment Date	Vendor Name	Voucher No.	Invoice No.	Description	Fund Code	Amount Paid
2026-03-13	UNIQUE TOWING	00593151	T287277	SBLX Tow Truck Standby	General Fund	7,440.00
2026-03-13	UNIQUE TOWING	00592990	26-287439	Tow V#3513 WO#160237	Fleet Operation Fund	155.00
				Total for Payment No.:		7,595.00

Payment No: 036132

Payment Date	Vendor Name	Voucher No.	Invoice No.	Description	Fund Code	Amount Paid
2026-03-13	FISHER SCIENTIFIC	00594107	7202859	TRUDEFENDER PREMIER SERVICE PL	General Fund	7,484.72
				Total for Payment No.:		7,484.72

Payment No: 732970

Payment Date	Vendor Name	Voucher No.	Invoice No.	Description	Fund Code	Amount Paid
2026-04-02	BOTACH INC	00595384	INV838413	ITEM: TR-HCY VORTEX HIGH COUNT	S.C.Stadium Authority CIP	868.64
2026-04-02	BOTACH INC	00595384	INV838413	ITEM: RS-85A VORTEX RAZOR HD 2	S.C.Stadium Authority CIP	4,900.28
2026-04-02	BOTACH INC	00595384	INV838413	ITEM: LRF301 VORTEX FURY HD 50	S.C.Stadium Authority CIP	1,551.76
				Total for Payment No.:		7,320.68

Payment No: 732617

Payment Date	Vendor Name	Voucher No.	Invoice No.	Description	Fund Code	Amount Paid
2026-03-20	BAY FC	00594526	43105MAR2026	REFUND OF PERMIT OVERPAYMENT	General Fund	7,238.00
				Total for Payment No.:		7,238.00

Payment No: 732965

Payment Date	Vendor Name	Voucher No.	Invoice No.	Description	Fund Code	Amount Paid
2026-04-02	BAY PRO	00595395	29036	AS NEEDED LANDSCAPE MAINT FOR	Water Utility	7,230.08

Payment Date	Vendor Name	Voucher No.	Invoice No.	Description	Fund Code	Amount Paid
				Total for Payment No.:		7,230.08

Payment No: 036312

Payment Date	Vendor Name	Voucher No.	Invoice No.	Description	Fund Code	Amount Paid
2026-03-27	[redacted]	[redacted]	[redacted]	PERS ADVANCE DISABILITY PENSIO	Workers Compensation	7,204.32
				Total for Payment No.:		7,204.32

Payment No: 732894

Payment Date	Vendor Name	Voucher No.	Invoice No.	Description	Fund Code	Amount Paid
2026-03-27	INVISIO COMMUNICATIONS INC	00594760	SI-US015446	V10 GEN II - T7 - BLACK (ITEM	General Fund	6,600.00
2026-03-27	INVISIO COMMUNICATIONS INC	00594760	SI-US015446	V10 GEN II - T7 - BLACK, T7 HE	General Fund	59.00
2026-03-27	INVISIO COMMUNICATIONS INC	00594760	SI-US015446	V10 GEN II - T7 - BLACK, T7 HE	General Fund	59.00
				Total for Payment No.:		6,718.00

Payment No: 732631

Payment Date	Vendor Name	Voucher No.	Invoice No.	Description	Fund Code	Amount Paid
2026-03-20	D&M TRAFFIC SERVICES	00593319	578114	MATERIALS - STREET	General Fund	1,974.49
2026-03-20	D&M TRAFFIC SERVICES	00593320	578113	MATERIALS - STREET	General Fund	1,500.47
2026-03-20	D&M TRAFFIC SERVICES	00593602	578115	MATERIALS - STREET	General Fund	1,974.49
				Total for Payment No.:		5,449.45

Payment No: 732555

Payment Date	Vendor Name	Voucher No.	Invoice No.	Description	Fund Code	Amount Paid
2026-03-13	[redacted]	[redacted]	[redacted]	LEGAL SERVICES	[redacted]	[redacted]
2026-03-13	[redacted]	[redacted]	[redacted]	LEGAL SERVICES	[redacted]	[redacted]
				Total for Payment No.:		6,601.44

Payment No: 036168

Payment Date	Vendor Name	Voucher No.	Invoice No.	Description	Fund Code	Amount Paid
2026-03-13	SHAPE INC.	00593143	61548B48813	FIELD SERVICE	Storm Drain	2,220.00
2026-03-13	SHAPE INC.	00593143	61548B48813	MATERIALS - STORM DRAIN	Storm Drain	4,212.23
				Total for Payment No.:		6,432.23

Payment No: 733032

Payment Date	Vendor Name	Voucher No.	Invoice No.	Description	Fund Code	Amount Paid
2026-04-02	THE DORE GROUP INC	00595382	2025 136	REAL ESTATE APPRAISAL REPORT I	General Fund	6,200.00
				Total for Payment No.:		6,200.00

Payment No: 036379

Payment Date	Vendor Name	Voucher No.	Invoice No.	Description	Fund Code	Amount Paid
2026-04-02	GRAINGER-SAN JOSE	00594328	9831890075	MATERIALS - STORM	General Fund	512.27
2026-04-02	GRAINGER-SAN JOSE	00594427	9832101670	SHIPPING	General Fund	30.00
2026-04-02	GRAINGER-SAN JOSE	00594427	9832101670	LANDSCAPING HAND TOOLS	General Fund	349.41
2026-04-02	GRAINGER-SAN JOSE	00594425	9826850852	MRTAL HANDLES	General Fund	690.00
2026-04-02	GRAINGER-SAN JOSE	00594424	9826481468	RUBBER BOOTS	General Fund	139.89
2026-04-02	GRAINGER-SAN JOSE	00594423	9826481450	HEDGE SHEARS	General Fund	78.99
2026-04-02	GRAINGER-SAN JOSE	00594422	9826335631	CHARGING STATIONS	General Fund	935.37
2026-04-02	GRAINGER-SAN JOSE	00594458	9839832434	PARTS - SHOP	Fleet Operation Fund	3,275.95
2026-04-02	GRAINGER-SAN JOSE	00594456	9836904939	PARTS - CL2211	Fleet Operation Fund	17.31
				Total for Payment No.:		6,029.19

Payment No: 732903

Payment Date	Vendor Name	Voucher No.	Invoice No.	Description	Fund Code	Amount Paid
2026-03-27	MITY-LITE	00593876	00197467	STACKING CHAIRS WW OAKS PARK	General Fund	5,173.51
2026-03-27	MITY-LITE	00593876	00197467	FREIGHT ESTIMATE	General Fund	838.21

Payment Date	Vendor Name	Voucher No.	Invoice No.	Description	Fund Code	Amount Paid
2026-03-27	MITY-LITE	00593876	00197467	LIFT GATE SERVICE	General Fund	50.00
				Total for Payment No.:		6,061.72

Payment No: 036152

Payment Date	Vendor Name	Voucher No.	Invoice No.	Description	Fund Code	Amount Paid
2026-03-13	MT TIRE SERVICE, LLC	00593957	38630	TIRES	Fleet Operation Fund	229.16
2026-03-13	MT TIRE SERVICE, LLC	00593957	38630	CA TIRE TAX	Fleet Operation Fund	3.50
2026-03-13	MT TIRE SERVICE, LLC	00593958	38217	TIRES	Fleet Operation Fund	750.78
2026-03-13	MT TIRE SERVICE, LLC	00593958	38217	CA TIRE TAX	Fleet Operation Fund	7.00
2026-03-13	MT TIRE SERVICE, LLC	00593960	38788	TIRES	Fleet Operation Fund	2,455.31
2026-03-13	MT TIRE SERVICE, LLC	00593960	38788	CA TIRE TAX	Fleet Operation Fund	3.50
2026-03-13	MT TIRE SERVICE, LLC	00593963	38629	TIRES	Fleet Operation Fund	458.33
2026-03-13	MT TIRE SERVICE, LLC	00593963	38629	CA TIRE TAX	Fleet Operation Fund	7.00
2026-03-13	MT TIRE SERVICE, LLC	00594019	38635	TIRES	Fleet Operation Fund	318.65
2026-03-13	MT TIRE SERVICE, LLC	00594019	38635	CA TIRE TAX	Fleet Operation Fund	3.50
2026-03-13	MT TIRE SERVICE, LLC	00593955	38773	TIRES	Fleet Operation Fund	1,772.91
2026-03-13	MT TIRE SERVICE, LLC	00593955	38773	CA TIRE TAX	Fleet Operation Fund	3.50
				Total for Payment No.:		6,013.14

Payment No: 036266

Payment Date	Vendor Name	Voucher No.	Invoice No.	Description	Fund Code	Amount Paid
2026-03-20	UNIVERSAL SITE SERVICES	00594630	186965	SCHEDULED SWEEPING SERVICES FO	Convention Cnt Maintenance Dis	5,615.66
				Total for Payment No.:		5,615.66

Payment No: 732861

Payment Date	Vendor Name	Voucher No.	Invoice No.	Description	Fund Code	Amount Paid
2026-03-27	CBS BROADCASTING INC	00594392	150036051	CBS 49ERS EXPERIENCE SHOW	Deposit Funds.	5,610.00

Payment Date	Vendor Name	Voucher No.	Invoice No.	Description	Fund Code	Amount Paid
				Total for Payment No.:		5,610.00

Payment No: 732549

Payment Date	Vendor Name	Voucher No.	Invoice No.	Description	Fund Code	Amount Paid
2026-03-13	PACIFIC COAST PETROLEUM INC.	00592987	166603	Parts V# Stock	Fleet Operation Fund	4,402.55
2026-03-13	PACIFIC COAST PETROLEUM INC.	00592988	166604	Parts V#Stock	Fleet Operation Fund	1,085.03
				Total for Payment No.:		5,487.58

Payment No: 732890

Payment Date	Vendor Name	Voucher No.	Invoice No.	Description	Fund Code	Amount Paid
2026-03-27	IIA LIFTING SERVICES, INC.	00594798	INDI109648	MOBILE CRANE AND AERIAL EQUIPM	Fleet Operation Fund	350.00
2026-03-27	IIA LIFTING SERVICES, INC.	00594799	INDI109740	MOBILE CRANE AND AERIAL EQUIPM	Fleet Operation Fund	350.00
2026-03-27	IIA LIFTING SERVICES, INC.	00594801	INDI109944	MOBILE CRANE AND AERIAL EQUIPM	Fleet Operation Fund	2,100.00
2026-03-27	IIA LIFTING SERVICES, INC.	00594803	INDI110226	MOBILE CRANE AND AERIAL EQUIPM	Fleet Operation Fund	750.00
2026-03-27	IIA LIFTING SERVICES, INC.	00594805	INDI110230	MOBILE CRANE AND AERIAL EQUIPM	Fleet Operation Fund	1,800.00
				Total for Payment No.:		5,350.00

Payment No: 000009

Payment Date	Vendor Name	Voucher No.	Invoice No.	Description	Fund Code	Amount Paid
2026-03-20	CINTAS CORP #630	00593741	4261268650	UNIFORMS	General Fund	106.51
2026-03-20	CINTAS CORP #630	00593742	4260807884	UNIFORMS	General Fund	56.11
2026-03-20	CINTAS CORP #630	00593743	4259738090	UJNIFORMS	General Fund	323.75
2026-03-20	CINTAS CORP #630	00593744	4260499657	UNIFORMS	General Fund	106.51
2026-03-20	CINTAS CORP #630	00593493	4260970559	SAFEWASHER SVC	Fleet Operation Fund	77.56
2026-03-20	CINTAS CORP #630	00593493	4260970559	UNIFORM SVCS	Fleet Operation Fund	334.55

Payment Date	Vendor Name	Voucher No.	Invoice No.	Description	Fund Code	Amount Paid
				Total for Payment No.:		1,004.99

Payment No: 036395

Payment Date	Vendor Name	Voucher No.	Invoice No.	Description	Fund Code	Amount Paid
2026-04-02	MUNICIPAL MAINTENANCE EQUIPMNT	00594460	047118	PARTS - V3507	Fleet Operation Fund	981.50
2026-04-02	MUNICIPAL MAINTENANCE EQUIPMNT	00594522	046742	PARTS - V3119	Fleet Operation Fund	4,256.63
				Total for Payment No.:		5,238.13

Payment No: 036238

Payment Date	Vendor Name	Voucher No.	Invoice No.	Description	Fund Code	Amount Paid
2026-03-20	MADDEN MEDIA	00594394	2026-033090	WEBSITE MAINTENANCE	Deposit Funds.	2,220.00
2026-03-20	MADDEN MEDIA	00594394	2026-033090	MARKETING DRIVEN WEBSITE	Deposit Funds.	3,000.00
				Total for Payment No.:		5,220.00

Payment No: 732614

Payment Date	Vendor Name	Voucher No.	Invoice No.	Description	Fund Code	Amount Paid
2026-03-20	ANDERSON COMMERCIAL FLOORING	00594618	392082	PD CONFERENCE ROOM	General Fund	5,201.00
				Total for Payment No.:		5,201.00

Payment No: 036244

Payment Date	Vendor Name	Voucher No.	Invoice No.	Description	Fund Code	Amount Paid
2026-03-20	MT TIRE SERVICE, LLC	00594310	38216	TIRE MAINTENANCE AND REPAIR SE	Fleet Operation Fund	100.00
2026-03-20	MT TIRE SERVICE, LLC	00594311	38627	TIRE MAINTENANCE AND REPAIR SE	Fleet Operation Fund	100.00
2026-03-20	MT TIRE SERVICE, LLC	00594312	38628	TIRE MAINTENANCE AND REPAIR SE	Fleet Operation Fund	50.00
2026-03-20	MT TIRE SERVICE, LLC	00594313	38634	TIRE MAINTENANCE AND REPAIR	Fleet Operation Fund	50.00

Payment Date	Vendor Name	Voucher No.	Invoice No.	Description	Fund Code	Amount Paid
				SE		
2026-03-20	MT TIRE SERVICE, LLC	00594316	38774	TIRE MAINTENANCE AND REPAIR SE	Fleet Operation Fund	60.00
2026-03-20	MT TIRE SERVICE, LLC	00594317	38775	TIRE MAINTENANCE AND REPAIR SE	Fleet Operation Fund	60.00
2026-03-20	MT TIRE SERVICE, LLC	00594308	38192	TIRE MAINTENANCE AND REPAIR SE	Fleet Operation Fund	50.00
2026-03-20	MT TIRE SERVICE, LLC	00594314	38641	TIRE MAINTENANCE AND REPAIR SE	Fleet Operation Fund	120.00
2026-03-20	MT TIRE SERVICE, LLC	00594308	38192	TIRES	Fleet Operation Fund	109.13
2026-03-20	MT TIRE SERVICE, LLC	00594318	38776	TIRE MAINTENANCE AND REPAIR SE	Fleet Operation Fund	120.00
2026-03-20	MT TIRE SERVICE, LLC	00594320	38791	TIRE MAINTENANCE AND REPAIR SE	Fleet Operation Fund	120.00
2026-03-20	MT TIRE SERVICE, LLC	00594319	38787	TIRE MAINTENANCE AND REPAIR SE	Fleet Operation Fund	120.00
2026-03-20	MT TIRE SERVICE, LLC	00594402	38790	TIRE MAINTENANCE AND REPAIR SE	Fleet Operation Fund	60.00
2026-03-20	MT TIRE SERVICE, LLC	00594444	38257	TIRE MAINTENANCE AND REPAIR SE	Fleet Operation Fund	60.00
2026-03-20	MT TIRE SERVICE, LLC	00594445	38258	TIRE MAINTENANCE AND REPAIR SE	Fleet Operation Fund	120.00
2026-03-20	MT TIRE SERVICE, LLC	00594440	38255	TIRES	Fleet Operation Fund	127.68
2026-03-20	MT TIRE SERVICE, LLC	00594440	38255	CA TIRE TAX	Fleet Operation Fund	1.75
2026-03-20	MT TIRE SERVICE, LLC	00594442	38256	TIRE MAINTENANCE AND REPAIR SE	Fleet Operation Fund	25.00
2026-03-20	MT TIRE SERVICE, LLC	00594447	38700	TIRE MAINTENANCE AND REPAIR SE	Fleet Operation Fund	50.00
2026-03-20	MT TIRE SERVICE, LLC	00594448	38701	TIRES	Fleet Operation Fund	650.39
2026-03-20	MT TIRE SERVICE, LLC	00594448	38701	CA TIRE TAX	Fleet Operation Fund	3.50
2026-03-20	MT TIRE SERVICE, LLC	00594449	38702	TIRE MAINTENANCE AND REPAIR SE	Fleet Operation Fund	45.00
2026-03-20	MT TIRE SERVICE, LLC	00594451	38703	TIRE MAINTENANCE AND REPAIR	Fleet Operation Fund	125.00

Payment Date	Vendor Name	Voucher No.	Invoice No.	Description	Fund Code	Amount Paid
				SE		
2026-03-20	MT TIRE SERVICE, LLC	00594452	38948	TIRES	Fleet Operation Fund	1,649.97
2026-03-20	MT TIRE SERVICE, LLC	00594454	38949	TIRES	Fleet Operation Fund	800.24
2026-03-20	MT TIRE SERVICE, LLC	00594454	38949	CA TIRE TAX	Fleet Operation Fund	5.25
2026-03-20	MT TIRE SERVICE, LLC	00594455	38950	TIRE MAINTENANCE AND REPAIR SE	Fleet Operation Fund	50.00
2026-03-20	MT TIRE SERVICE, LLC	00594457	38951	TIRES	Fleet Operation Fund	255.35
2026-03-20	MT TIRE SERVICE, LLC	00594457	38951	CA TIRE TAX	Fleet Operation Fund	3.50
2026-03-20	MT TIRE SERVICE, LLC	00594459	38952	TIRE MAINTENANCE AND REPAIR SE	Fleet Operation Fund	25.00
				Total for Payment No.:		5,116.76

Payment No: 732626

Payment Date	Vendor Name	Voucher No.	Invoice No.	Description	Fund Code	Amount Paid
2026-03-20	CENTURY GRAPHICS	00594384	63813	WATER & SEWER STAFF POLOS AND	Water Utility	2,210.58
2026-03-20	CENTURY GRAPHICS	00594384	63813	SET UP FEE	Water Utility	54.02
2026-03-20	CENTURY GRAPHICS	00594384	63813	WATER & SEWER STAFF POLOS AND	Water Recycling Program	491.25
2026-03-20	CENTURY GRAPHICS	00594384	63813	SET UP FEE	Water Recycling Program	12.00
2026-03-20	CENTURY GRAPHICS	00594384	63813	WATER & SEWER STAFF POLOS AND	Sewer Utility	2,210.59
2026-03-20	CENTURY GRAPHICS	00594384	63813	SET UP FEE	Sewer Utility	54.02
				Total for Payment No.:		5,032.46

Payment No: 732444

Payment Date	Vendor Name	Voucher No.	Invoice No.	Description	Fund Code	Amount Paid
2026-03-13	PG&E	00593953	0008495419-7	ENGR ADVC P000497865	Parks And Recreation	5,000.00
				Total for Payment No.:		5,000.00

Payment No: 732716

Payment Date	Vendor Name	Voucher No.	Invoice No.	Description	Fund Code	Amount Paid
2026-03-20	VERIZON WIRELESS	00593703	6135883635	FD MDC WIRELESS	General Fund	1,102.29
2026-03-20	VERIZON WIRELESS	00593703	6135883635	PD MDC WIRELESS	General Fund	3,853.99
				Total for Payment No.:		4,956.28

Payment No: 732967

Payment Date	Vendor Name	Voucher No.	Invoice No.	Description	Fund Code	Amount Paid
2026-04-02	BMI IMAGING SYSTEMS	00594553	102709	Preparation Document Scanning	General Government - Other	4,934.75
				Total for Payment No.:		4,934.75

Payment No: 732804

Payment Date	Vendor Name	Voucher No.	Invoice No.	Description	Fund Code	Amount Paid
2026-03-27	PACIFIC WEST BUILDERS	00594934	24501-23 UTILITY REFUND	UTILITY REFUND	General Fund	2,936.11
2026-03-27	PACIFIC WEST BUILDERS	00594935	24514-16 UTILITY REFUND	UTILITY REFUND	General Fund	1,978.46
				Total for Payment No.:		4,914.57

Payment No: 732856

Payment Date	Vendor Name	Voucher No.	Invoice No.	Description	Fund Code	Amount Paid
2026-03-27	AT&T MOBILITY	00594261	287286334235X02192026	STREET FLARE ROUTER	Solid Waste Utility-Constructi	40.74
2026-03-27	AT&T MOBILITY	00594261	287286334235X02192026	STADIUM FIRSTNET WIRELESS	General Fund	244.44
2026-03-27	AT&T MOBILITY	00594261	287286334235X02192026	CRRD FIRSTNET WIRELESS	Fire CUPA program Fund	50.62
2026-03-27	AT&T MOBILITY	00594261	287286334235X02192026	FIRE FIRSTNET WIRELESS	General Fund	4,016.44
2026-03-27	AT&T MOBILITY	00594261	287286334235X02192026	EMERGENCY SVCS WIRELESS	General Fund	51.00
2026-03-27	AT&T MOBILITY	00594261	287286334235X02192026	SBLX STADIUM IPADS	General Fund	349.58
2026-03-27	AT&T MOBILITY	00594261	287286334235X02192026	PARKS - GYMNASTICS CENTER	General Fund	43.74

Payment Date	Vendor Name	Voucher No.	Invoice No.	Description	Fund Code	Amount Paid
2026-03-27	AT&T MOBILITY	00594261	287286334235X02192026	LIBRARY - BOOKMOBILE	General Fund	43.74
2026-03-27	AT&T MOBILITY	00594261	287286334235X02192026	CRRD FIRSTNET WIRELESS	Fire New Dvlpmnt Srvc Fee	50.62
				Total for Payment No.:		4,890.92

Payment No: 036150

Payment Date	Vendor Name	Voucher No.	Invoice No.	Description	Fund Code	Amount Paid
2026-03-13	METAFILE INFORMATION SYSTEMS	00592889	060132	SYSTEM SUPPORT (APR-JUN 2026)	General Fund	2,412.17
2026-03-13	METAFILE INFORMATION SYSTEMS	00592889	060132	SYSTEM SUPPORT (APR-JUN 2026)	General Fund	2,412.17
				Total for Payment No.:		4,824.34

Payment No: 036280

Payment Date	Vendor Name	Voucher No.	Invoice No.	Description	Fund Code	Amount Paid
2026-03-27	BARONFELD CONSULTING GROUP LLC	00594745	1057	PROACTIVE OUTREACH FEB 26	Deposit Funds.	4,810.00
				Total for Payment No.:		4,810.00

Payment No: 732690

Payment Date	Vendor Name	Voucher No.	Invoice No.	Description	Fund Code	Amount Paid
2026-03-20	SANTA CLARA WEEKLY	00593757	1250311	PUBLIC HEARING NOTICE AAP2627	General Fund	2,044.00
				Total for Payment No.:		2,044.00

Payment No: 036355

Payment Date	Vendor Name	Voucher No.	Invoice No.	Description	Fund Code	Amount Paid
2026-04-02	TRUSTMARK VOLUNTARY BENEFIT	00595438	02/15/26-03/14/26	LONGTERM CARE PREM B2605&B2606	Payroll Liability&ClearingAcct	4,675.68
				Total for Payment No.:		4,675.68

Payment No: 036407

Payment Date	Vendor Name	Voucher No.	Invoice No.	Description	Fund Code	Amount Paid
2026-04-02	SAN JOSE MAILING	00595431	8569	POSTAGE	General Fund	1,811.60
2026-04-02	SAN JOSE MAILING	00595431	8569	MAILING TAX EXEMPT	General Fund	1,265.10
2026-04-02	SAN JOSE MAILING	00595431	8569	NOTICE	General Fund	1,581.29
				Total for Payment No.:		4,657.99

Payment No: 003973

Payment Date	Vendor Name	Voucher No.	Invoice No.	Description	Fund Code	Amount Paid
2026-03-20	STATE DISBURSEMENT UNIT	00594669	03/01/26-03/14/26	DD WAGE ATTACHMENTS B2606	Payroll Liability&ClearingAcct	4,625.03
				Total for Payment No.:		4,625.03

Payment No: 000031

Payment Date	Vendor Name	Voucher No.	Invoice No.	Description	Fund Code	Amount Paid
2026-03-20	THOMSON REUTERS WEST	00594546	853261249	ONLINE LEGAL DATABASE - FEB 26	General Fund	3,459.75
				Total for Payment No.:		3,459.75

Payment No: 036259

Payment Date	Vendor Name	Voucher No.	Invoice No.	Description	Fund Code	Amount Paid
2026-03-20	SINGER ASSOCIATES, INC.	00594479	140618	PUBLIC INFORMATION RESEARCH	General Fund	4,606.25
				Total for Payment No.:		4,606.25

Payment No: 733037

Payment Date	Vendor Name	Voucher No.	Invoice No.	Description	Fund Code	Amount Paid
2026-04-02	TRIO COMMUNITY MEALS, LLC	00594549	INV2230078460	SNP26 MARCH 9 WEEK	Park and Rec Opr GrantTst Fund	2,379.00
2026-04-02	TRIO COMMUNITY MEALS, LLC	00594548	INV2230077986	SNP26 MARCH 3 WEEK	Park and Rec Opr GrantTst Fund	2,226.50
				Total for Payment No.:		4,605.50

Payment No: 000055

Payment Date	Vendor Name	Voucher No.	Invoice No.	Description	Fund Code	Amount Paid
2026-04-01	CINTAS CORP #630	00594713	4263107637	UNIFORMS	General Fund	56.11
2026-04-01	CINTAS CORP #630	00594714	4262767865	UNIFORMS	General Fund	106.51
2026-04-01	CINTAS CORP #630	00594475	4262510488	UNIFORMS - TAXABLE	Fleet Operation Fund	77.56
2026-04-01	CINTAS CORP #630	00594475	4262510488	UNIFORMS - NONTAXABLE	Fleet Operation Fund	341.01
				Total for Payment No.:		581.19

Payment No: 732516

Payment Date	Vendor Name	Voucher No.	Invoice No.	Description	Fund Code	Amount Paid
2026-03-13	FAST UNDERCAR SANTA CLARA	00592912	26279	Parts V#3494	Fleet Operation Fund	549.16
2026-03-13	FAST UNDERCAR SANTA CLARA	00592940	26522	Parts V#3494/Defect Exchange	Fleet Operation Fund	207.33
2026-03-13	FAST UNDERCAR SANTA CLARA	00592941	26549	BATTERY FEE	Fleet Operation Fund	2.00
2026-03-13	FAST UNDERCAR SANTA CLARA	00592995	27088	Parts V#3592	Fleet Operation Fund	375.94
2026-03-13	FAST UNDERCAR SANTA CLARA	00592996	26689	Parts V#Stock	Fleet Operation Fund	750.32
2026-03-13	FAST UNDERCAR SANTA CLARA	00592996	26689	BATTERY FEE	Fleet Operation Fund	6.00
2026-03-13	FAST UNDERCAR SANTA CLARA	00592941	26549	Parts V#3703	Fleet Operation Fund	170.75
2026-03-13	FAST UNDERCAR SANTA CLARA	00592942	26479	Parts V#3349	Fleet Operation Fund	7.53
2026-03-13	FAST UNDERCAR SANTA CLARA	00592997	26695	Credit	Fleet Operation Fund	-207.33
2026-03-13	FAST UNDERCAR SANTA CLARA	00592999	26846	CA Battery Fee	Fleet Operation Fund	2.00
2026-03-13	FAST UNDERCAR SANTA CLARA	00593000	26819	Parts V#3738	Fleet Operation Fund	10.08
2026-03-13	FAST UNDERCAR SANTA CLARA	00592998	26803	Parts V#Stock	Fleet Operation Fund	30.25
2026-03-13	FAST UNDERCAR SANTA CLARA	00592999	26846	Parts V#3595	Fleet Operation Fund	194.44
2026-03-13	FAST UNDERCAR SANTA CLARA	00593237	29203	PARTS - V3570	Fleet Operation Fund	12.39
2026-03-13	FAST UNDERCAR SANTA CLARA	00593238	29359	PARTS - STOCK	Fleet Operation Fund	554.29
2026-03-13	FAST UNDERCAR SANTA CLARA	00593238	29359	BATTERY FEE	Fleet Operation Fund	6.00
2026-03-13	FAST UNDERCAR SANTA CLARA	00593240	29478	PARTS - V3573	Fleet Operation Fund	173.35
2026-03-13	FAST UNDERCAR SANTA CLARA	00593255	27253	PARTS - V3642	Fleet Operation Fund	20.06
2026-03-13	FAST UNDERCAR SANTA CLARA	00592945	26408	Parts V#3538	Fleet Operation Fund	162.47

Payment Date	Vendor Name	Voucher No.	Invoice No.	Description	Fund Code	Amount Paid
2026-03-13	FAST UNDERCAR SANTA CLARA	00592943	26417	Parts V#3349	Fleet Operation Fund	748.24
2026-03-13	FAST UNDERCAR SANTA CLARA	00592944	26020	Parts V#Stock	Fleet Operation Fund	9.01
2026-03-13	FAST UNDERCAR SANTA CLARA	00593236	29038	PARTS - V3500	Fleet Operation Fund	260.87
2026-03-13	FAST UNDERCAR SANTA CLARA	00593236	29038	CA BATTERY FEE	Fleet Operation Fund	2.00
2026-03-13	FAST UNDERCAR SANTA CLARA	00593256	28121	PARTS - V3576	Fleet Operation Fund	292.48
2026-03-13	FAST UNDERCAR SANTA CLARA	00593256	28121	CA BATTERY FEE	Fleet Operation Fund	2.00
2026-03-13	FAST UNDERCAR SANTA CLARA	00593257	28274	PARTS - V3153	Fleet Operation Fund	95.38
				Total for Payment No.:		4,437.01

Payment No: 036184

Payment Date	Vendor Name	Voucher No.	Invoice No.	Description	Fund Code	Amount Paid
2026-03-13	WINDSTREAM	00593068	77406491	VOIP PHONE SERVICE	Information Technology Service	4,392.13
				Total for Payment No.:		4,392.13

Payment No: 036287

Payment Date	Vendor Name	Voucher No.	Invoice No.	Description	Fund Code	Amount Paid
2026-03-27	CAPTIVATE BILLING	00595025	SC-2026-02	AS-NEEDED AMBULANCE TRANSPORTS	General Fund	4,383.57
				Total for Payment No.:		4,383.57

Payment No: 732426

Payment Date	Vendor Name	Voucher No.	Invoice No.	Description	Fund Code	Amount Paid
2026-03-13	FREMONT BANK	00593859	39831NOV2025	RETENTION FOR CITYWIDE EMERGEN	Public Buildings	4,375.00
				Total for Payment No.:		4,375.00

Payment No: 000057

Payment Date	Vendor Name	Voucher No.	Invoice No.	Description	Fund Code	Amount Paid
2026-04-01	FAST UNDERCAR SANTA CLARA	00594352	34537	Parts V#3149	Fleet Operation Fund	105.65
2026-04-01	FAST UNDERCAR SANTA CLARA	00594353	34306	Parts V#3149	Fleet Operation Fund	421.67
2026-04-01	FAST UNDERCAR SANTA CLARA	00594354	34302	Parts V#3149	Fleet Operation Fund	116.07
2026-04-01	FAST UNDERCAR SANTA CLARA	00594355	34911	Parts V# 3762	Fleet Operation Fund	496.52
2026-04-01	FAST UNDERCAR SANTA CLARA	00594356	34760	Parts V# Stock	Fleet Operation Fund	777.10
2026-04-01	FAST UNDERCAR SANTA CLARA	00594357	33826	Parts V# 3343	Fleet Operation Fund	118.91
2026-04-01	FAST UNDERCAR SANTA CLARA	00594358	33336	Parts - Returned	Fleet Operation Fund	833.61
2026-04-01	FAST UNDERCAR SANTA CLARA	00594359	33380	Parts -Credit Memo (INV33336)	Fleet Operation Fund	-833.61
2026-04-01	FAST UNDERCAR SANTA CLARA	00594505	32540	PARTS - V3215	Fleet Operation Fund	1,188.40
2026-04-01	FAST UNDERCAR SANTA CLARA	00594507	33379	PARTS - V3126	Fleet Operation Fund	833.61
2026-04-01	FAST UNDERCAR SANTA CLARA	00594512	33337	PARTS - V3126	Fleet Operation Fund	210.85
2026-04-01	FAST UNDERCAR SANTA CLARA	00594514	33622	PARTS - V3708	Fleet Operation Fund	34.66
2026-04-01	FAST UNDERCAR SANTA CLARA	00594441	35375	PARTS - V3299	Fleet Operation Fund	40.62
				Total for Payment No.:		4,344.06

Payment No: 732922

Payment Date	Vendor Name	Voucher No.	Invoice No.	Description	Fund Code	Amount Paid
2026-03-27	SANTA CLARA VALLEY HEALTH	00593809	H11595165801	SART 2601140062	General Fund	3,824.00
2026-03-27	SANTA CLARA VALLEY HEALTH	00593814	H11656550800	SART 2602100109	General Fund	508.00
				Total for Payment No.:		4,332.00

Payment No: 000043

Payment Date	Vendor Name	Voucher No.	Invoice No.	Description	Fund Code	Amount Paid
2026-03-26	LN CURTIS & SONS	00595027	INV1044640	AS NEEDED PERSONAL PROTECTIVE	General Fund	4,275.52
2026-03-26	LN CURTIS & SONS	00595027	INV1044640	AS NEEDED PERSONAL PROTECTIVE	General Fund	40.00
				Total for Payment No.:		4,315.52

Payment No: 732565

Payment Date	Vendor Name	Voucher No.	Invoice No.	Description	Fund Code	Amount Paid
2026-03-13	SUNNYVALE DEPT OF PUBLIC	00591485	DPS26-00030	TRFCTLNFL 49v.Panther 11.24.25	General Fund	1,198.35
2026-03-13	SUNNYVALE DEPT OF PUBLIC	00591487	DPS26-00031	TRFCTRL NFL 49vTITANS 12.14.25	General Fund	2,165.70
2026-03-13	SUNNYVALE DEPT OF PUBLIC	00591488	DPS26-00032	TRFCTRL NFL 49vBEARS 12.28.25	General Fund	944.76
				Total for Payment No.:		4,308.81

Payment No: 732519

Payment Date	Vendor Name	Voucher No.	Invoice No.	Description	Fund Code	Amount Paid
2026-03-13	FINELINE GRAPHICS & DESIGN,	00593976	19740	SPRING/SUMMER 2026 ACTIVITY GU	General Fund	4,175.00
2026-03-13	FINELINE GRAPHICS & DESIGN,	00593976	19740	CONTINGENCY AMOUNT FOR ALL ACT	General Fund	95.00
				Total for Payment No.:		4,270.00

Payment No: 732887

Payment Date	Vendor Name	Voucher No.	Invoice No.	Description	Fund Code	Amount Paid
2026-03-27	HOME DEPOT SUPPLY	00594784	9246310323	JANITORIAL SUPPLIES	General Fund	2,659.15
2026-03-27	HOME DEPOT SUPPLY	00594782	9245828097	JANITORIAL SUPPLIES	General Fund	676.14
2026-03-27	HOME DEPOT SUPPLY	00594783	9246071719	JANITORIAL SUPPLIES	General Fund	71.09
2026-03-27	HOME DEPOT SUPPLY	00594781	9245040088	JANITORIAL SUPPLIES	General Fund	1,066.42
2026-03-27	HOME DEPOT SUPPLY	00594536	9245086545	CREDIT MEMO PO# 31650	General Fund	-227.09
				Total for Payment No.:		4,245.71

Payment No: 732871

Payment Date	Vendor Name	Voucher No.	Invoice No.	Description	Fund Code	Amount Paid
2026-03-27	CRAFCO, INC	00593919	9403662458	Parts V# 3075 WO#160440	Fleet Operation Fund	3,561.64
2026-03-27	CRAFCO, INC	00593919	9403662458	Non-T V# 3075 WO#160440	Fleet Operation Fund	665.00
				Total for Payment No.:		4,226.64

Payment No: 732711

Payment Date	Vendor Name	Voucher No.	Invoice No.	Description	Fund Code	Amount Paid
2026-03-20	TRIO COMMUNITY MEALS, LLC	00593200	INV2230077461	SNP26 FEBRUARY 17 WEEK	Park and Rec Opr GrantTst Fund	1,848.30
2026-03-20	TRIO COMMUNITY MEALS, LLC	00593564	INV2230077687	SNP26 FEBRUARY 23 WEEK	Park and Rec Opr GrantTst Fund	2,360.70
				Total for Payment No.:		4,209.00

Payment No: 732637

Payment Date	Vendor Name	Voucher No.	Invoice No.	Description	Fund Code	Amount Paid
2026-03-20	ELITE MAINTENANCE INC	00594504	5194	SWEEPING AND CLEANING SERVICES	General Fund	4,205.90
				Total for Payment No.:		4,205.90

Payment No: 733014

Payment Date	Vendor Name	Voucher No.	Invoice No.	Description	Fund Code	Amount Paid
2026-04-02	[redacted]	[redacted]	[redacted]	LEGAL SERVICES	[redacted]	[redacted]
				Total for Payment No.:		4,147.03

Payment No: 036327

Payment Date	Vendor Name	Voucher No.	Invoice No.	Description	Fund Code	Amount Paid
2026-03-27	OVERDRIVE INC	00594040	00910CO26072868	1241 AD EBK	General Fund	929.04
2026-03-27	OVERDRIVE INC	00594041	00910CO26072923	1241 AD EBK	General Fund	771.91
2026-03-27	OVERDRIVE INC	00594042	00910DA26073062	1241 AD EBK	General Fund	2,149.66
2026-03-27	OVERDRIVE INC	00594043	00910DA26073063	1231 JUV EBK	General Fund	209.96
2026-03-27	OVERDRIVE INC	00594044	00910DA26074954	1241 AD EBK	General Fund	54.99
				Total for Payment No.:		4,115.56

Payment No: 732512

Payment Date	Vendor Name	Voucher No.	Invoice No.	Description	Fund Code	Amount Paid
2026-03-13	EDELMAN CORP	00593215	256092	Dispatch access system	General Fund	280.00

Payment Date	Vendor Name	Voucher No.	Invoice No.	Description	Fund Code	Amount Paid
2026-03-13	EDELMAN CORP	00593216	256093	Property Room Duress Alarms	General Fund	280.00
2026-03-13	EDELMAN CORP	00593218	256098	Upgrade CCure 9000system	General Fund	3,515.00
				Total for Payment No.:		4,075.00

Payment No: 732729

Payment Date	Vendor Name	Voucher No.	Invoice No.	Description	Fund Code	Amount Paid
2026-03-20	ZANKER ROAD LANDFILL	00593311	120263091	INFIELD SOIL BLEND	General Fund	1,057.66
2026-03-20	ZANKER ROAD LANDFILL	00593312	120263080	MULCH	General Fund	3,003.44
				Total for Payment No.:		4,061.10

Payment No: 000058

Payment Date	Vendor Name	Voucher No.	Invoice No.	Description	Fund Code	Amount Paid
2026-04-01	MISSION TRAIL WASTE SYSTEMS	00594026	0000565567	ROLL OFF SVC 1700 WALSH FEB26	Solid Waste Program	4,035.24
				Total for Payment No.:		4,035.24

Payment No: 003979

Payment Date	Vendor Name	Voucher No.	Invoice No.	Description	Fund Code	Amount Paid
2026-04-02	STATE DISBURSEMENT UNIT	00595443	03/15/26-03/28/26	DD WAGE ATTACHMENTS B2607	Payroll Liability&ClearingAcct	4,025.03
				Total for Payment No.:		4,025.03

Payment No: 732661

Payment Date	Vendor Name	Voucher No.	Invoice No.	Description	Fund Code	Amount Paid
2026-03-20	KAIZEN INFOSOURCE LLC	00594648	SANTACLARA 20251222	RECORDS RETENTION DEC26	General Fund	3,000.00
2026-03-20	KAIZEN INFOSOURCE LLC	00594649	41974DEC2025	CREDIT FROM OVERPAYMENT	General Fund	-3,500.00
2026-03-20	KAIZEN INFOSOURCE LLC	00594646	SANTACLARA 20251001	RECORDS RETENTION AUG-SEP26	General Fund	2,000.00
2026-03-20	KAIZEN INFOSOURCE LLC	00594647	SANTACLARA 20251201	RECORDS RETENTION OCT-NOV26	General Fund	2,500.00
				Total for Payment No.:		4,000.00

Payment No: 732908

Payment Date	Vendor Name	Voucher No.	Invoice No.	Description	Fund Code	Amount Paid
2026-03-27	OLIVEIRA FENCE, INC	00594822	26-12	FENCE INSTALLATION LABOR WITH	General Fund	2,350.00
2026-03-27	OLIVEIRA FENCE, INC	00594822	26-12	FENCE INSTALLATION MATERIALS W	General Fund	1,550.00
				Total for Payment No.:		3,900.00

Payment No: 036401

Payment Date	Vendor Name	Voucher No.	Invoice No.	Description	Fund Code	Amount Paid
2026-04-02	PAN ASIAN PUBLICATIONS (USA) INC	00594290	U-18512	1241 AD BK	General Fund	1,992.69
2026-04-02	PAN ASIAN PUBLICATIONS (USA) INC	00594289	U-18510	1231 JUV BK	General Fund	1,833.61
				Total for Payment No.:		3,826.30

Payment No: 732547

Payment Date	Vendor Name	Voucher No.	Invoice No.	Description	Fund Code	Amount Paid
2026-03-13	NEW IMAGE LANDSCAPE COMPANY	00593975	153242	PARKWAYS AND BOULEVARDS LANDSC	General Fund	3,825.64
				Total for Payment No.:		3,825.64

Payment No: 732707

Payment Date	Vendor Name	Voucher No.	Invoice No.	Description	Fund Code	Amount Paid
2026-03-20	[redacted]	[redacted]	[redacted]	[redacted] LEGAL SVS	[redacted]	[redacted]
				Total for Payment No.:		3,812.50

Payment No: 036270

Payment Date	Vendor Name	Voucher No.	Invoice No.	Description	Fund Code	Amount Paid
2026-03-20	WALLACE ROBERTS & TODD LLC	00594645	0000061	CHANGE ORDER #2: ADDITIONAL FU	General Government - Other	3,800.64
				Total for Payment No.:		3,800.64

Payment No: 036121

Payment Date	Vendor Name	Voucher No.	Invoice No.	Description	Fund Code	Amount Paid
2026-03-13	CARAHSOFT TECHNOLOGY CORP	00593802	IN2200811	CONTINGENCY	Building New Dvlpmnt Srvc Fee	3,762.29
				Total for Payment No.:		3,762.29

Payment No: 732998

Payment Date	Vendor Name	Voucher No.	Invoice No.	Description	Fund Code	Amount Paid
2026-04-02	KONE INC	00594717	871955491	SCCC	Convention Cnt Maintenance Dis	156.40
2026-04-02	KONE INC	00594717	871955491	COMMERCE	Public Buildings	491.16
2026-04-02	KONE INC	00594717	871955491	CITY HALL	General Fund	78.20
2026-04-02	KONE INC	00594717	871955491	CENTRAL LIB	General Fund	478.02
2026-04-02	KONE INC	00594717	871955491	PD	General Fund	448.68
2026-04-02	KONE INC	00594717	871955491	SENIOR CENTER	General Fund	308.79
2026-04-02	KONE INC	00594717	871955491	FS 2	General Fund	130.79
2026-04-02	KONE INC	00594717	871955491	BERMAN	General Fund	78.20
2026-04-02	KONE INC	00594717	871955491	GUN RANGE	General Fund	34.80
2026-04-02	KONE INC	00594717	871955491	TASMAN	General Fund	1,252.90
2026-04-02	KONE INC	00594717	871955491	CRC	General Fund	34.80
				Total for Payment No.:		3,492.74

Payment No: 732531

Payment Date	Vendor Name	Voucher No.	Invoice No.	Description	Fund Code	Amount Paid
2026-03-13	IMPERIAL DADE WEST COAST	00594186	40766908	Janitorial Supplies	General Fund	1,333.68
2026-03-13	IMPERIAL DADE WEST COAST	00594187	40773119	Janitorial Supplies	General Fund	2,269.32
				Total for Payment No.:		3,603.00

Payment No: 732742

Payment Date	Vendor Name	Voucher No.	Invoice No.	Description	Fund Code	Amount Paid
2026-03-27	FREMONT BANK	00595015	39831MAR2026	RETENTION FOR CITYWIDE EMERGEN	Public Buildings	2,087.50
2026-03-27	FREMONT BANK	00595015	39831MAR2026	RETENTION - CONTINGENCY.	Public Buildings	1,509.93
				Total for Payment No.:		3,597.43

Payment No: 036276

Payment Date	Vendor Name	Voucher No.	Invoice No.	Description	Fund Code	Amount Paid
2026-03-27	AIRGAS USA, LLC	00594132	9170026852	MISC FEES	General Fund	100.29
2026-03-27	AIRGAS USA, LLC	00594132	9170026852	MEDICAL OXYGEN	General Fund	504.13
				Total for Payment No.:		604.42

Payment No: 732724

Payment Date	Vendor Name	Voucher No.	Invoice No.	Description	Fund Code	Amount Paid
2026-03-20	WEST COAST ARBORISTS INC	00593600	240544	MATERIALS - STREET	Streets and Highways Capital F	3,521.65
				Total for Payment No.:		3,521.65

Payment No: 732635

Payment Date	Vendor Name	Voucher No.	Invoice No.	Description	Fund Code	Amount Paid
2026-03-20	DAVID'S RALLY WHEELS, INC.	00593495	103918	LABOR - FLEET	Fleet Operation Fund	3,512.00
				Total for Payment No.:		3,512.00

Payment No: 732615

Payment Date	Vendor Name	Voucher No.	Invoice No.	Description	Fund Code	Amount Paid
2026-03-20	ANRESCO LABORATORIES	00594627	578798-Q77153	SAMPLE TESTING	Water Utility	3,510.00
				Total for Payment No.:		3,510.00

Payment No: 036172

Payment Date	Vendor Name	Voucher No.	Invoice No.	Description	Fund Code	Amount Paid
2026-03-13	STAPLES ADVANTAGE	00594051	7008608391-BLDGINSP	OFFICE SUPPLIES	Building New Dvlpmnt Srvc Fee	231.57
2026-03-13	STAPLES ADVANTAGE	00594056	7008608391-FIRE	OFFICE SUPPLIES	General Fund	183.67
2026-03-13	STAPLES ADVANTAGE	00594056	7008608391-FIRE	OFFICE SUPPLIES	General Fund	52.97
2026-03-13	STAPLES ADVANTAGE	00594056	7008608391-FIRE	OFFICE SUPPLIES	General Fund	1.68
2026-03-13	STAPLES ADVANTAGE	00594056	7008608391-FIRE	OFFICE SUPPLIES	General Fund	109.11
2026-03-13	STAPLES ADVANTAGE	00594059	7008608391-LIBRARY	OFFICE SUPPLIES	General Fund	102.27
2026-03-13	STAPLES ADVANTAGE	00594060	7008608391-PARKCH	OFFICE SUPPLIES	General Fund	51.58
2026-03-13	STAPLES ADVANTAGE	00594061	7008608391-PARK CRC	OFFICE SUPPLIES	General Fund	406.80
2026-03-13	STAPLES ADVANTAGE	00594057	7008608391-HCS	OFFICE SUPPLIES	General Fund	134.61
2026-03-13	STAPLES ADVANTAGE	00594063	7008608391-PLANNING	OFFICE SUPPLIES	General Fund	82.96
2026-03-13	STAPLES ADVANTAGE	00594064	7008608391-POLICEDET	OFFICE SUPPLIES	General Fund	41.79
2026-03-13	STAPLES ADVANTAGE	00594064	7008608391-POLICEDET	OFFICE SUPPLIES	General Fund	68.42
2026-03-13	STAPLES ADVANTAGE	00594064	7008608391-POLICEDET	OFFICE SUPPLIES	General Fund	439.58
2026-03-13	STAPLES ADVANTAGE	00594062	7008608391-PARK YAC	OFFICE SUPPLIES	General Fund	230.71
2026-03-13	STAPLES ADVANTAGE	00594065	7008608391-SRCTR	OFFICE SUPPLIES	General Fund	373.87
2026-03-13	STAPLES ADVANTAGE	00594052	7008608391-CITYATTY	OFFICE SUPPLIES	General Fund	75.33
2026-03-13	STAPLES ADVANTAGE	00594053	7008608391-CMO	OFFICE SUPPLIES	General Fund	152.71
2026-03-13	STAPLES ADVANTAGE	00594058	7008608391-IT	OFFICE SUPPLIES	Information Technology Service	96.14
2026-03-13	STAPLES ADVANTAGE	00594050	7008608391-AUTO	OFFICE SUPPLIES	Fleet Operation Fund	321.31
				Total for Payment No.:		3,157.08

Payment No: 732905

Payment Date	Vendor Name	Voucher No.	Invoice No.	Description	Fund Code	Amount Paid
2026-03-27	NETFILE	00594852	10804	03/26-05/26 CAMPAIGN SEI SYS	General Fund	1,000.00
2026-03-27	NETFILE	00594852	10804	03/26-05/26 CAMPAIGN SYS	General Fund	2,500.00
				Total for Payment No.:		3,500.00

Payment No: 036394

Payment Date	Vendor Name	Voucher No.	Invoice No.	Description	Fund Code	Amount Paid
2026-04-02	MT TIRE SERVICE, LLC	00595288	38283	TIRE MAINTENANCE AND REPAIR SE	Fleet Operation Fund	120.00
2026-04-02	MT TIRE SERVICE, LLC	00595286	38282	TIRE MAINTENANCE AND REPAIR SE	Fleet Operation Fund	60.00
2026-04-02	MT TIRE SERVICE, LLC	00595291	38285	TIRE MAINTENANCE AND REPAIR SE	Fleet Operation Fund	225.00
2026-04-02	MT TIRE SERVICE, LLC	00595290	38284	TIRE MAINTENANCE AND REPAIR SE	Fleet Operation Fund	50.00
2026-04-02	MT TIRE SERVICE, LLC	00595298	38812	TIRE MAINTENANCE AND REPAIR SE	Fleet Operation Fund	60.00
2026-04-02	MT TIRE SERVICE, LLC	00595293	38304	TIRES	Fleet Operation Fund	480.58
2026-04-02	MT TIRE SERVICE, LLC	00595295	38305	TIRE MAINTENANCE AND REPAIR SE	Fleet Operation Fund	30.00
2026-04-02	MT TIRE SERVICE, LLC	00595296	38306	TIRE MAINTENANCE AND REPAIR SE	Fleet Operation Fund	120.00
2026-04-02	MT TIRE SERVICE, LLC	00595293	38304	CA TIRE TAX	Fleet Operation Fund	1.75
2026-04-02	MT TIRE SERVICE, LLC	00595296	38306	TIRES	Fleet Operation Fund	54.56
2026-04-02	MT TIRE SERVICE, LLC	00595198	38286	TIRES	Fleet Operation Fund	650.39
2026-04-02	MT TIRE SERVICE, LLC	00595198	38286	CA TIRE TAX	Fleet Operation Fund	3.50
2026-04-02	MT TIRE SERVICE, LLC	00595199	38328	TIRES	Fleet Operation Fund	533.49
2026-04-02	MT TIRE SERVICE, LLC	00595200	38331	TIRES	Fleet Operation Fund	533.49
2026-04-02	MT TIRE SERVICE, LLC	00595199	38328	CA TIRE TAX	Fleet Operation Fund	3.50
2026-04-02	MT TIRE SERVICE, LLC	00595200	38331	CA TIRE TAX	Fleet Operation Fund	3.50
2026-04-02	MT TIRE SERVICE, LLC	00595201	38811	TIRES	Fleet Operation Fund	533.49
2026-04-02	MT TIRE SERVICE, LLC	00595201	38811	CA TIRE TAX	Fleet Operation Fund	3.50
				Total for Payment No.:		3,466.75

Payment No: 036364

Payment Date	Vendor Name	Voucher No.	Invoice No.	Description	Fund Code	Amount Paid
2026-04-02	BOUND TREE MEDICAL LLC	00594593	86136885	EMS MEDICAL SUPPLIES	General Fund	3,459.57

Payment Date	Vendor Name	Voucher No.	Invoice No.	Description	Fund Code	Amount Paid
				Total for Payment No.:		3,459.57

Payment No: 036299

Payment Date	Vendor Name	Voucher No.	Invoice No.	Description	Fund Code	Amount Paid
2026-03-27	GARDENLAND POWER EQUIPMENT	00594027	1235251	MATERIALS - STREET	General Fund	29.41
2026-03-27	GARDENLAND POWER EQUIPMENT	00594046	1234187	MATERIALS - STREET	General Fund	31.81
2026-03-27	GARDENLAND POWER EQUIPMENT	00594049	1234186	MATERIALS - STREET	General Fund	3,395.01
				Total for Payment No.:		3,456.23

Payment No: 036388

Payment Date	Vendor Name	Voucher No.	Invoice No.	Description	Fund Code	Amount Paid
2026-04-02	INTERTEK AIM	00595226	US0100006292	CHEMICAL ANALYSIS OF DEPOSIT S	General Fund	2,250.00
2026-04-02	INTERTEK AIM	00595226	US0100006292	MICRO XRD SURCHARGE	General Fund	1,200.00
				Total for Payment No.:		3,450.00

Payment No: 732807

Payment Date	Vendor Name	Voucher No.	Invoice No.	Description	Fund Code	Amount Paid
2026-03-27	PHASE 3 COMMUNICATIONS	00594995	82027-06 UTILITY REFUND	UTILITY REFUND	General Fund	3,385.65
				Total for Payment No.:		3,385.65

Payment No: 036400

Payment Date	Vendor Name	Voucher No.	Invoice No.	Description	Fund Code	Amount Paid
2026-04-02	OVERDRIVE INC	00594285	00910DA26078943	1241 AD EBK	General Fund	166.99
2026-04-02	OVERDRIVE INC	00594283	00910DA26077279	1232 YA EBK	General Fund	98.00
2026-04-02	OVERDRIVE INC	00594284	00910DA26077280	1241 AD EBK	General Fund	51.00
2026-04-02	OVERDRIVE INC	00594288	00910DA26080603	1231 JUV EBK	General Fund	35.99
2026-04-02	OVERDRIVE INC	00594287	00910DA26080602	1241 AD EBK	General Fund	1,702.16

Payment Date	Vendor Name	Voucher No.	Invoice No.	Description	Fund Code	Amount Paid
2026-04-02	OVERDRIVE INC	00594286	00910CO26080201	1241 AD EBK	General Fund	1,291.78
				Total for Payment No.:		3,345.92

Payment No: 036385

Payment Date	Vendor Name	Voucher No.	Invoice No.	Description	Fund Code	Amount Paid
2026-04-02	INFOSEND INC	00594556	305781	TAX & LICENSE MAILING SERVICES	General Fund	131.78
2026-04-02	INFOSEND INC	00594556	305781	TAX & LICENSE MAILING SERVICES	General Fund	1,266.28
2026-04-02	INFOSEND INC	00594322	304028	TAX & LICENSE MAILING SERVICES	General Fund	1,753.75
2026-04-02	INFOSEND INC	00594322	304028	TAX & LICENSE MAILING SERVICES	General Fund	180.99
				Total for Payment No.:		3,332.80

Payment No: 732554

Payment Date	Vendor Name	Voucher No.	Invoice No.	Description	Fund Code	Amount Paid
2026-03-13	REED & GRAHAM INC	00593949	129119	AS NEEDED AGGREGATE MATERIALS	Water Utility	664.37
2026-03-13	REED & GRAHAM INC	00593949	129119	AS NEEDED AGGREGATE MATERIALS	Water Utility Construction	1,660.90
2026-03-13	REED & GRAHAM INC	00593949	129119	AS NEEDED AGGREGATE MATERIALS	Sewer Utility	166.09
				Total for Payment No.:		2,491.36

Payment No: 036380

Payment Date	Vendor Name	Voucher No.	Invoice No.	Description	Fund Code	Amount Paid
2026-04-02	GURUS EDUCATIONAL SERVICES INC	00595332	20260313	CHANGE ORDER 2: ADDITIONAL FUN	General Fund	3,287.05
				Total for Payment No.:		3,287.05

Payment No: 732899

Payment Date	Vendor Name	Voucher No.	Invoice No.	Description	Fund Code	Amount Paid
2026-03-27	LINCOLN AQUATICS	00593916	36177402	MURIATIC ACID	General Fund	783.08

Payment Date	Vendor Name	Voucher No.	Invoice No.	Description	Fund Code	Amount Paid
2026-03-27	LINCOLN AQUATICS	00594023	36177453	LIQUID CHLORINE	General Fund	779.15
2026-03-27	LINCOLN AQUATICS	00594024	36177455	MURIATIC ACID	General Fund	773.04
2026-03-27	LINCOLN AQUATICS	00594025	36177456	LIQUID CHLORINE	General Fund	677.01
2026-03-27	LINCOLN AQUATICS	00594162	36177570	SANI CHLOR	General Fund	204.37
				Total for Payment No.:		3,216.65

Payment No: 036389

Payment Date	Vendor Name	Voucher No.	Invoice No.	Description	Fund Code	Amount Paid
2026-04-02	LEHR	00594471	SI130176	PARTS - V3826	Vehicle Replacement Fund	3,194.87
				Total for Payment No.:		3,194.87

Payment No: 732792

Payment Date	Vendor Name	Voucher No.	Invoice No.	Description	Fund Code	Amount Paid
2026-03-27	M BAR M EXCAVATION	00594932	24486-16 UTILITY REFUND	UTILITY REFUND	General Fund	3,168.57
				Total for Payment No.:		3,168.57

Payment No: 036211

Payment Date	Vendor Name	Voucher No.	Invoice No.	Description	Fund Code	Amount Paid
2026-03-20	CLUB CARE INC	00593573	134636	REPAIR	General Fund	125.00
2026-03-20	CLUB CARE INC	00593573	134636	SHIPPING	General Fund	171.16
2026-03-20	CLUB CARE INC	00593573	134636	FITNESS PARTS AND REPAIRS	General Fund	2,245.96
2026-03-20	CLUB CARE INC	00593574	135430	FEBRUARY MONTHLY MAINTENANCE	General Fund	560.00
				Total for Payment No.:		3,102.12

Payment No: 036250

Payment Date	Vendor Name	Voucher No.	Invoice No.	Description	Fund Code	Amount Paid
2026-03-20	OVERDRIVE INC	00593647	00910CP26066708	1241 AD EBK	General Fund	135.00
2026-03-20	OVERDRIVE INC	00593648	00910CP26067015	1241 AD EBK	General Fund	165.08
2026-03-20	OVERDRIVE INC	00593644	00910CP26066120	1241 AD EBK	General Fund	256.77
2026-03-20	OVERDRIVE INC	00593639	00910CP26064714	1231 JUV EBK	General Fund	4.77
2026-03-20	OVERDRIVE INC	00593596	00910CO26058563	1241 AD EBK	General Fund	30.77
2026-03-20	OVERDRIVE INC	00593597	00910DA26059306	1241 AD EBK	General Fund	2,263.20
2026-03-20	OVERDRIVE INC	00593598	00910CO26062749	1231 JUV EBK	General Fund	233.93
				Total for Payment No.:		3,089.52

Payment No: 732566

Payment Date	Vendor Name	Voucher No.	Invoice No.	Description	Fund Code	Amount Paid
2026-03-13	SUNNYVALE FORD	00592984	266672	Parts V# Shop	Fleet Operation Fund	630.16
2026-03-13	SUNNYVALE FORD	00592985	270818	Parts V#3382	Fleet Operation Fund	102.53
2026-03-13	SUNNYVALE FORD	00592986	270723	Parts V#3589	Fleet Operation Fund	114.95
2026-03-13	SUNNYVALE FORD	00593274	FOCS900451	LABOR - V3538	Fleet Operation Fund	1,957.50
2026-03-13	SUNNYVALE FORD	00593274	FOCS900451	PARTS - V3538	Fleet Operation Fund	276.85
				Total for Payment No.:		3,081.99

Payment No: 732427

Payment Date	Vendor Name	Voucher No.	Invoice No.	Description	Fund Code	Amount Paid
2026-03-13	GEETHA CHANDU	00593302	42100FEB2026	GENERAL PLAN AMENDMENT REFUND	General Fund	3,080.00
				Total for Payment No.:		3,080.00

Payment No: 732748

Payment Date	Vendor Name	Voucher No.	Invoice No.	Description	Fund Code	Amount Paid
2026-03-27	ABC TREE FARMS	00594933	24491-15 UTILITY REFUND	UTILITY REFUND	General Fund	3,050.81
				Total for Payment No.:		3,050.81

Payment No: 036186

Payment Date	Vendor Name	Voucher No.	Invoice No.	Description	Fund Code	Amount Paid
2026-03-20	SVP UNIT 9E	00594676	02/15/26-03/14/26	UNION DUES B2605 & B2606	Payroll Liability&ClearingAcct	3,050.00
				Total for Payment No.:		3,050.00

Payment No: 732875

Payment Date	Vendor Name	Voucher No.	Invoice No.	Description	Fund Code	Amount Paid
2026-03-27	EDELMAN CORP	00594267	256105	OLD COURTHOUSE	General Fund	3,022.00
				Total for Payment No.:		3,022.00

Payment No: 732858

Payment Date	Vendor Name	Voucher No.	Invoice No.	Description	Fund Code	Amount Paid
2026-03-27	BMI IMAGING SYSTEMS	00593831	102681	WEB Hosting / Digital Reel	General Fund	3,000.00
				Total for Payment No.:		3,000.00

Payment No: 036124

Payment Date	Vendor Name	Voucher No.	Invoice No.	Description	Fund Code	Amount Paid
2026-03-13	CINTAS CORP #630	00592910	4260221089	Uniform	Fleet Operation Fund	334.55
2026-03-13	CINTAS CORP #630	00592910	4260221089	Safewasher Svc	Fleet Operation Fund	77.56
				Total for Payment No.:		412.11

Payment No: 733036

Payment Date	Vendor Name	Voucher No.	Invoice No.	Description	Fund Code	Amount Paid
2026-04-02	TMC SHOOTING RANGE SPECIALISTS	00594530	2612	Range Cleaning	General Fund	2,985.00
				Total for Payment No.:		2,985.00

Payment No: 732752

Payment Date	Vendor Name	Voucher No.	Invoice No.	Description	Fund Code	Amount Paid
2026-03-27	BEAR ELECTRICAL SOLUTIONS	00594973	66033-18 UTILITY REFUND	UTILITY REFUND	General Fund	2,875.59
				Total for Payment No.:		2,875.59

Payment No: 733019

Payment Date	Vendor Name	Voucher No.	Invoice No.	Description	Fund Code	Amount Paid
2026-04-02	SANTA CLARA MUFFLERS	00594534	10238	PARTS - V3395	Fleet Operation Fund	2,298.17
2026-04-02	SANTA CLARA MUFFLERS	00594534	10238	LABOR - V3395	Fleet Operation Fund	560.00
				Total for Payment No.:		2,858.17

Payment No: 000037

Payment Date	Vendor Name	Voucher No.	Invoice No.	Description	Fund Code	Amount Paid
2026-03-26	DLT SOLUTIONS LLC	00595009	SI727726	AUTOCAD - INCLUDING SPECIALIZE	Water Utility	0.00
2026-03-26	DLT SOLUTIONS LLC	00595009	SI727726	CIVIL 3D #110003319219 2/20/20	Water Utility	1,973.44
2026-03-26	DLT SOLUTIONS LLC	00595009	SI727726	AUTOCAD - INCLUDING SPECIALIZE	Sewer Utility	0.00
2026-03-26	DLT SOLUTIONS LLC	00595009	SI727726	CIVIL 3D #110003319219 2/20/20	Sewer Utility	845.76
				Total for Payment No.:		2,819.20

Payment No: 732567

Payment Date	Vendor Name	Voucher No.	Invoice No.	Description	Fund Code	Amount Paid
2026-03-13	TMC SHOOTING RANGE SPECIALISTS	00593220	2607	Range Cleaning	General Fund	2,810.00
				Total for Payment No.:		2,810.00

Payment No: 732855

Payment Date	Vendor Name	Voucher No.	Invoice No.	Description	Fund Code	Amount Paid
2026-03-27	AT&T MOBILITY	00594260	287354097878X02192026	PD FIRSTNET WIRELESS	General Fund	2,802.51
				Total for Payment No.:		2,802.51

Payment No: 000041

Payment Date	Vendor Name	Voucher No.	Invoice No.	Description	Fund Code	Amount Paid
2026-03-26	JP GRAPHICS INC	00593761	109483	MATERIALS - STREET - CUC	Solid Waste Program	1,389.71
2026-03-26	JP GRAPHICS INC	00593762	109484	MATERIALS - STREET - CUC	Solid Waste Program	1,372.83
2026-03-26	JP GRAPHICS INC	00593762	109484	SHIPPING	Solid Waste Program	16.37
2026-03-26	JP GRAPHICS INC	00593761	109483	SHIPPING	Solid Waste Program	16.37
				Total for Payment No.:		2,795.28

Payment No: 036151

Payment Date	Vendor Name	Voucher No.	Invoice No.	Description	Fund Code	Amount Paid
2026-03-13	MIDWEST TAPE LLC	00593164	508401836	1241 AD CD	General Fund	37.68
2026-03-13	MIDWEST TAPE LLC	00593164	508401836	1241 AD DVD	General Fund	1,350.01
2026-03-13	MIDWEST TAPE LLC	00593164	508401836	1235 AD DVD	General Fund	74.44
2026-03-13	MIDWEST TAPE LLC	00593164	508401836	1235 JUV DVD	General Fund	21.54
2026-03-13	MIDWEST TAPE LLC	00593164	508401836	1241 AD ABK	General Fund	258.21
2026-03-13	MIDWEST TAPE LLC	00593165	508449588	1241 AD CD	General Fund	70.61
2026-03-13	MIDWEST TAPE LLC	00593165	508449588	1241 AD ABK	General Fund	61.91
2026-03-13	MIDWEST TAPE LLC	00593165	508449588	1241 AD DVD	General Fund	839.28
2026-03-13	MIDWEST TAPE LLC	00593165	508449588	1235 AD DVD	General Fund	11.72
2026-03-13	MIDWEST TAPE LLC	00593165	508449588	1235 JUV DVD	General Fund	42.56
				Total for Payment No.:		2,767.96

Payment No: 732669

Payment Date	Vendor Name	Voucher No.	Invoice No.	Description	Fund Code	Amount Paid
2026-03-20	MALLORY SAFETY & SUPPLY LLC	00594628	6362066	ANSI 3 SAFETY VESTS	Water Utility	1,222.75

Payment Date	Vendor Name	Voucher No.	Invoice No.	Description	Fund Code	Amount Paid
2026-03-20	MALLORY SAFETY & SUPPLY LLC	00594628	6362066	ANSI 3 SAFETY VESTS	Water Recycling Program	271.72
2026-03-20	MALLORY SAFETY & SUPPLY LLC	00594628	6362066	ANSI 3 SAFETY VESTS	Sewer Utility	1,222.75
				Total for Payment No.:		2,717.22

Payment No: 036191

Payment Date	Vendor Name	Voucher No.	Invoice No.	Description	Fund Code	Amount Paid
2026-03-20	PUBLIC SAFETY NON-SWORN	00594672	02/15/26-03/14/26	UNION DUES B2605 & B2606	Payroll Liability&ClearingAcct	2,675.00
				Total for Payment No.:		2,675.00

Payment No: 732632

Payment Date	Vendor Name	Voucher No.	Invoice No.	Description	Fund Code	Amount Paid
2026-03-20	DAIKIN APPLIED	00594615	3543282	ANNUAL CHILLER MAINTENANCE	Public Buildings	2,670.00
				Total for Payment No.:		2,670.00

Payment No: 036113

Payment Date	Vendor Name	Voucher No.	Invoice No.	Description	Fund Code	Amount Paid
2026-03-13	BAY AREA PL SERVICES	00593209	35280	PHLEBOTOMIST FEES	General Fund	2,650.00
				Total for Payment No.:		2,650.00

Payment No: 036188

Payment Date	Vendor Name	Voucher No.	Invoice No.	Description	Fund Code	Amount Paid
2026-03-20	CITY OF SANTA CLARA EMPLOYEES	00594673	02/15/26-03/14/26	UNION DUES B2605 & B2606	Payroll Liability&ClearingAcct	2,586.00
				Total for Payment No.:		2,586.00

Payment No: 036314

Payment Date	Vendor Name	Voucher No.	Invoice No.	Description	Fund Code	Amount Paid
2026-03-27	KEPT COMPANIES	00595029	X-D190669	ONSITE FLEET VEHICLE WASHING	Fleet Operation Fund	1,591.67

Payment Date	Vendor Name	Voucher No.	Invoice No.	Description	Fund Code	Amount Paid
				S		
				Total for Payment No.:		1,591.67

Payment No: 000036

Payment Date	Vendor Name	Voucher No.	Invoice No.	Description	Fund Code	Amount Paid
2026-03-26	CINTAS CORP #630	00594263	4262351345	UNIFORMS	General Fund	155.25
2026-03-26	CINTAS CORP #630	00594264	4262019099	UNIFORMS	General Fund	142.46
2026-03-26	CINTAS CORP #630	00594265	4261557936	UNIFORMS	General Fund	56.11
2026-03-26	CINTAS CORP #630	00594266	4253930009	UNIFORMS	General Fund	444.54
2026-03-26	CINTAS CORP #630	00593881	4261699141	Uniforms	Fleet Operation Fund	334.55
2026-03-26	CINTAS CORP #630	00593881	4261699141	Safewasher SVC	Fleet Operation Fund	77.56
				Total for Payment No.:		1,210.47

Payment No: 036293

Payment Date	Vendor Name	Voucher No.	Invoice No.	Description	Fund Code	Amount Paid
2026-03-27	CSG CONSULTANTS INC	00594246	64825	LS SERVICES TO#1	General Fund	2,563.75
				Total for Payment No.:		2,563.75

Payment No: 733009

Payment Date	Vendor Name	Voucher No.	Invoice No.	Description	Fund Code	Amount Paid
2026-04-02	PARS	00594559	59973	ARS PARS FEES - JANUARY 2026	General Fund	2,527.27
				Total for Payment No.:		2,527.27

Payment No: 036141

Payment Date	Vendor Name	Voucher No.	Invoice No.	Description	Fund Code	Amount Paid
2026-03-13	[redacted]	[redacted]	[redacted]	LEGAL SERVICES	[redacted]	[redacted]
				Total for Payment No.:		2,520.90

Payment No: 036117

Payment Date	Vendor Name	Voucher No.	Invoice No.	Description	Fund Code	Amount Paid
2026-03-13	[redacted]	[redacted]	[redacted]	LEGAL SERVICES	[redacted]	[redacted]
2026-03-13	[redacted]	[redacted]	[redacted]	LEGAL SERVICES	[redacted]	[redacted]
				Total for Payment No.:		2,520.02

Payment No: 732864

Payment Date	Vendor Name	Voucher No.	Invoice No.	Description	Fund Code	Amount Paid
2026-03-27	CERTIFIED FOLDER DISPLAY SERVICE INC	00586034	INV40-006240	OCT25 VISITOR GUIDE SVCS	Deposit Funds.	2,513.90
				Total for Payment No.:		2,513.90

Payment No: 732885

Payment Date	Vendor Name	Voucher No.	Invoice No.	Description	Fund Code	Amount Paid
2026-03-27	GRANICUS LLC	00594748	223764	SUBSCRIPTION FEB 26	Deposit Funds.	1,255.34
2026-03-27	GRANICUS LLC	00594749	225386	SUBSCRIPTION MAR 26	Deposit Funds.	1,255.34
				Total for Payment No.:		2,510.68

Payment No: 036303

Payment Date	Vendor Name	Voucher No.	Invoice No.	Description	Fund Code	Amount Paid
2026-03-27	GRAINGER-SAN JOSE	00593888	9819934663	VARIOUS TOOLS SUPPLIES	General Fund	1,194.32
2026-03-27	GRAINGER-SAN JOSE	00594127	9828659186	MATERIALS - STREET	General Fund	1,652.69
2026-03-27	GRAINGER-SAN JOSE	00593587	9812918242	PLASTIC SHELF	General Fund	36.33
2026-03-27	GRAINGER-SAN JOSE	00593588	9812147354	WIRE LOOMS	General Fund	360.03
2026-03-27	GRAINGER-SAN JOSE	00593245	9819392953	PARTS - SHIOP	Fleet Operation Fund	320.25
2026-03-27	GRAINGER-SAN JOSE	00593261	9810815846	PARTS - SHOP	Fleet Operation Fund	243.21
2026-03-27	GRAINGER-SAN JOSE	00593140	9793786410	Parts V#Stock	Fleet Operation Fund	67.23
2026-03-27	GRAINGER-SAN JOSE	00593500	9811463307	PARTS - FUEL ISLAND MNTNC	Fleet Operation Fund	343.39
2026-03-27	GRAINGER-SAN JOSE	00593502	9821483469	PARTS - V#3640	Fleet Operation Fund	6.44
2026-03-27	GRAINGER-SAN JOSE	00593504	9823581906	PARTS - STOCK	Fleet Operation Fund	614.38

Payment Date	Vendor Name	Voucher No.	Invoice No.	Description	Fund Code	Amount Paid
2026-03-27	GRAINGER-SAN JOSE	00592970	9805921948	Parts V#2155	Fleet Operation Fund	294.94
2026-03-27	GRAINGER-SAN JOSE	00592971	9806213816	Parts V#2951	Fleet Operation Fund	121.82
				Total for Payment No.:		5,255.03

Payment No: 732723

Payment Date	Vendor Name	Voucher No.	Invoice No.	Description	Fund Code	Amount Paid
2026-03-20	WATERWORKS INDUSTRIES, INC	00594619	32277	FOUNTAIN MAINTENANCE AT THE SA	Convention Cnt Maintenance Dis	2,466.00
				Total for Payment No.:		2,466.00

Payment No: 036140

Payment Date	Vendor Name	Voucher No.	Invoice No.	Description	Fund Code	Amount Paid
2026-03-13	GUERRA CONSTRUCTION GROUP	00594139	3 Feb	AS-NEEDED ASPHALT AND CONCRETE	Streets and Highways Capital F	2,455.60
				Total for Payment No.:		2,455.60

Payment No: 036166

Payment Date	Vendor Name	Voucher No.	Invoice No.	Description	Fund Code	Amount Paid
2026-03-13	SAFEWAY SIGN CO	00593202	60955	MATERIALS - STREET	General Fund	2,446.58
				Total for Payment No.:		2,446.58

Payment No: 732919

Payment Date	Vendor Name	Voucher No.	Invoice No.	Description	Fund Code	Amount Paid
2026-03-27	[redacted]	[redacted]	[redacted]	LEGAL SERVICES	[redacted]	[redacted]
				Total for Payment No.:		2,428.00

Payment No: 036146

Payment Date	Vendor Name	Voucher No.	Invoice No.	Description	Fund Code	Amount Paid
2026-03-13	KEPT COMPANIES	00593966	X-D177981	ONSITE FLEET VEHICLE WASHING S	Fleet Operation Fund	2,387.43

Payment Date	Vendor Name	Voucher No.	Invoice No.	Description	Fund Code	Amount Paid
				Total for Payment No.:		2,387.43

Payment No: 036232

Payment Date	Vendor Name	Voucher No.	Invoice No.	Description	Fund Code	Amount Paid
2026-03-20	INDUSTRIAL SCIENTIFIC CORP	00594596	2900716	GAS MONITORING EQUIPMENT	Sewer Utility	1,536.18
				Total for Payment No.:		1,536.18

Payment No: 000027

Payment Date	Vendor Name	Voucher No.	Invoice No.	Description	Fund Code	Amount Paid
2026-03-20	INDUSTRIAL PLUMBING SUPPLY	00593323	128931	RECLAIMED WATER KIT	General Fund	1,309.34
2026-03-20	INDUSTRIAL PLUMBING SUPPLY	00593323	128931	FREIGHT	General Fund	29.56
2026-03-20	INDUSTRIAL PLUMBING SUPPLY	00593589	129008	PUSH METER HANDLE	General Fund	785.48
2026-03-20	INDUSTRIAL PLUMBING SUPPLY	00593589	129008	SET SCREWS	General Fund	163.14
2026-03-20	INDUSTRIAL PLUMBING SUPPLY	00593589	129008	FREIGHT	General Fund	28.15
				Total for Payment No.:		2,315.67

Payment No: 036165

Payment Date	Vendor Name	Voucher No.	Invoice No.	Description	Fund Code	Amount Paid
2026-03-13	SAFETY CENTER, INCORPORATED	00593950	10751846528	TRAFFIC CONTROL & FLAGGING TRA	Water Utility	805.00
2026-03-13	SAFETY CENTER, INCORPORATED	00593950	10751846528	TRAFFIC CONTROL & FLAGGING TRA	Sewer Utility	1,495.00
				Total for Payment No.:		2,300.00

Payment No: 732563

Payment Date	Vendor Name	Voucher No.	Invoice No.	Description	Fund Code	Amount Paid
2026-03-13	STANFORD HOSPITAL AND CLINICS	00592858	10003364	MED DIRECTOR SVCS - FEB	General Fund	2,296.00
				Total for Payment No.:		2,296.00

Payment No: 733024

Payment Date	Vendor Name	Voucher No.	Invoice No.	Description	Fund Code	Amount Paid
2026-04-02	STANFORD HOSPITAL AND CLINICS	00594594	10003545	MEDICAL DIRECTOR SERVICES	General Fund	2,296.00
				Total for Payment No.:		2,296.00

Payment No: 732888

Payment Date	Vendor Name	Voucher No.	Invoice No.	Description	Fund Code	Amount Paid
2026-03-27	HYDROSCIENCE ENGINEERS INC	00594839	316004016	AS-NEEDED SERVICES	Water Utility	2,295.00
				Total for Payment No.:		2,295.00

Payment No: 732857

Payment Date	Vendor Name	Voucher No.	Invoice No.	Description	Fund Code	Amount Paid
2026-03-27	BLUEMEDIA INC	00595050	INV-92903	SBLX FLAGS	General Fund	2,253.82
				Total for Payment No.:		2,253.82

Payment No: 000033

Payment Date	Vendor Name	Voucher No.	Invoice No.	Description	Fund Code	Amount Paid
2026-03-20	ZORO TOOLS INC.	00593330	INV18425465	STAPLES	General Fund	67.05
2026-03-20	ZORO TOOLS INC.	00593331	INV18424108	WORK BOOTS	General Fund	16.57
2026-03-20	ZORO TOOLS INC.	00593332	INV18420175	BUNGEE HOOKS	General Fund	54.29
2026-03-20	ZORO TOOLS INC.	00593331	INV18424108	SHIPPING	General Fund	5.00
2026-03-20	ZORO TOOLS INC.	00593681	INV18465176	CLEANER CARTRIDGES	General Fund	2,100.39
				Total for Payment No.:		2,243.30

Payment No: 000021

Payment Date	Vendor Name	Voucher No.	Invoice No.	Description	Fund Code	Amount Paid
2026-03-20	BAKER SUPPLIES AND REPAIRS	00593490	944943	PARTS - V#3804 WO#160429	Fleet Operation Fund	638.05
2026-03-20	BAKER SUPPLIES AND REPAIRS	00593489	944860	PARTS - V#3803 WO#160432	Fleet Operation Fund	1,023.72
2026-03-20	BAKER SUPPLIES AND REPAIRS	00593490	944943	NON-TAX - V#3804 WO#160429	Fleet Operation Fund	203.50

Payment Date	Vendor Name	Voucher No.	Invoice No.	Description	Fund Code	Amount Paid
2026-03-20	BAKER SUPPLIES AND REPAIRS	00593489	944860	NON-TAX - V#3803 WO#160432	Fleet Operation Fund	358.00
				Total for Payment No.:		2,223.27

Payment No: 732529

Payment Date	Vendor Name	Voucher No.	Invoice No.	Description	Fund Code	Amount Paid
2026-03-13	IIA LIFTING SERVICES, INC.	00593964	INDI109490	MOBILE CRANE AND AERIAL EQUIPM	Fleet Operation Fund	2,200.00
				Total for Payment No.:		2,200.00

Payment No: 732498

Payment Date	Vendor Name	Voucher No.	Invoice No.	Description	Fund Code	Amount Paid
2026-03-13	AT&T CALNET	00593149	000024819889	PD MDC WIRELESS	General Fund	2,183.78
				Total for Payment No.:		2,183.78

Payment No: 036361

Payment Date	Vendor Name	Voucher No.	Invoice No.	Description	Fund Code	Amount Paid
2026-04-02	BAUER COMPRESSORS INC	00595386	0000345738	QUARTERLY COMPRESSOR AIR TESTI	General Fund	700.00
2026-04-02	BAUER COMPRESSORS INC	00595386	0000345738	NFPA AIR TEST W/ CERTIFICATE	General Fund	300.00
2026-04-02	BAUER COMPRESSORS INC	00595388	0000345739	NFPA AIR TEST W/ CERTIFICATE	General Fund	300.00
2026-04-02	BAUER COMPRESSORS INC	00595388	0000345739	PARTS - COMPRESSOR PM - 3 @ $5	General Fund	153.89
2026-04-02	BAUER COMPRESSORS INC	00595388	0000345739	QUARTERLY COMPRESSOR AIR TESTI	General Fund	700.00
				Total for Payment No.:		2,153.89

Payment No: 732818

Payment Date	Vendor Name	Voucher No.	Invoice No.	Description	Fund Code	Amount Paid
2026-03-27	SC ALLIED LLC	00594919	17918-09 UTILITY REFUND	UTILITY REFUND	General Fund	2,147.79

Payment Date	Vendor Name	Voucher No.	Invoice No.	Description	Fund Code	Amount Paid
				Total for Payment No.:		2,147.79

Payment No: 732972

Payment Date	Vendor Name	Voucher No.	Invoice No.	Description	Fund Code	Amount Paid
2026-04-02	BSN SPORTS, LLC	00594429	933411410	BASEBALL BASES & ACCESSORIES	General Fund	2,124.71
				Total for Payment No.:		2,124.71

Payment No: 732940

Payment Date	Vendor Name	Voucher No.	Invoice No.	Description	Fund Code	Amount Paid
2026-04-02	AEGIS FIRE SYSTEMS, INC	00595434	32328MAR2026	TECH REFUND FIR25-0013	General Fund	69.16
2026-04-02	AEGIS FIRE SYSTEMS, INC	00595434	32328MAR2026	PARTIAL REFUND FIR25-0013 PERM	Fire New Dvlpmnt Srvc Fee	2,052.00
				Total for Payment No.:		2,121.16

Payment No: 000065

Payment Date	Vendor Name	Voucher No.	Invoice No.	Description	Fund Code	Amount Paid
2026-04-01	UNITED SITE SERVICES INC	00594443	114-14205590	PORTABLE RESTROOM RENTAL NON T	General Fund	201.88
2026-04-01	UNITED SITE SERVICES INC	00594443	114-14205590	PORTABLE RESTROOM RENTAL	General Fund	311.00
2026-04-01	UNITED SITE SERVICES INC	00594573	INV-5968569	CABRILLO RESTROOM RENTAL	General Fund	1,450.00
2026-04-01	UNITED SITE SERVICES INC	00594573	INV-5968569	CABRILLO RESTROOM RENTAL	General Fund	130.95
				Total for Payment No.:		2,093.83

Payment No: 732431

Payment Date	Vendor Name	Voucher No.	Invoice No.	Description	Fund Code	Amount Paid
2026-03-13	JOSHUA MINOR	00593956	43087FEB2026	RETURN MONEY SCPD#2410210073	Deposit Funds.	2,083.00
				Total for Payment No.:		2,083.00

Payment No: 036340

Payment Date	Vendor Name	Voucher No.	Invoice No.	Description	Fund Code	Amount Paid
2026-03-27	STAPLES ADVANTAGE	00594904	7008791950-WATER	OFFICE SUPPLIES	Water Utility	29.32
2026-03-27	STAPLES ADVANTAGE	00594895	7008791950-CEMETERY	OFFICE SUPPLIES	Cemetery	57.65
2026-03-27	STAPLES ADVANTAGE	00594898	7008791950-CMO	OFFICE SUPPLIES	General Fund	39.62
2026-03-27	STAPLES ADVANTAGE	00594901	7008791950-FIRE	OFFICE SUPPLIES	General Fund	90.33
2026-03-27	STAPLES ADVANTAGE	00594901	7008791950-FIRE	OFFICE SUPPLIES	General Fund	56.80
2026-03-27	STAPLES ADVANTAGE	00594901	7008791950-FIRE	OFFICE SUPPLIES	General Fund	90.31
2026-03-27	STAPLES ADVANTAGE	00594902	7008791950-MUNISVC	OFFICE SUPPLIES	General Fund	283.70
2026-03-27	STAPLES ADVANTAGE	00594903	7008791950-PARKYARD	OFFICE SUPPLIES	General Fund	145.61
2026-03-27	STAPLES ADVANTAGE	00594894	7008791950-BLDGMTCE	OFFICE SUPPLIES	General Fund	234.80
2026-03-27	STAPLES ADVANTAGE	00594896	7008791950-CITYATTY	OFFICE SUPPLIES	General Fund	5.50
2026-03-27	STAPLES ADVANTAGE	00594897	7008791950-CITYCLERK	OFFICE SUPPLIES	General Fund	155.87
2026-03-27	STAPLES ADVANTAGE	00594904	7008791950-WATER	OFFICE SUPPLIES	Sewer Utility	29.31
				Total for Payment No.:		1,218.82

Payment No: 733010

Payment Date	Vendor Name	Voucher No.	Invoice No.	Description	Fund Code	Amount Paid
2026-04-02	PLAYAWAY PRODUCTS LLC	00594292	527731	1231 JUV PW	General Fund	2,053.35
				Total for Payment No.:		2,053.35

Payment No: 732570

Payment Date	Vendor Name	Voucher No.	Invoice No.	Description	Fund Code	Amount Paid
2026-03-13	UNDERGROUND REPUBLIC WATER	00593920	S100048629.002	PRICE RECONCILIATION	Water Utility	0.70
2026-03-13	UNDERGROUND REPUBLIC WATER	00594012	S100050704.001	FIRE HYDRANT METER LOCKING DEV	Water Utility	4,433.20
2026-03-13	UNDERGROUND REPUBLIC WATER	00593915	S100047235.001	MATERIAL RETURNED PO#31848	Sewer Utility	-2,398.91
				Total for Payment No.:		2,034.99

Payment No: 732964

Payment Date	Vendor Name	Voucher No.	Invoice No.	Description	Fund Code	Amount Paid
2026-04-02	AT&T CALNET	00594691	000024966325	PD MDC WIRELESS	General Fund	1,964.21
				Total for Payment No.:		1,964.21

Payment No: 732867

Payment Date	Vendor Name	Voucher No.	Invoice No.	Description	Fund Code	Amount Paid
2026-03-27	COGENT COMMUNICATIONS	00594257	CITYOFSA00023MAR2026	INTERNET SERVICES	Information Technology Service	1,951.00
				Total for Payment No.:		1,951.00

Payment No: 732984

Payment Date	Vendor Name	Voucher No.	Invoice No.	Description	Fund Code	Amount Paid
2026-04-02	DYMAXION RESEARCH LTD	00594348	1832	SCHEDULE 3W ANNUAL SUB	General Fund	1,932.00
				Total for Payment No.:		1,932.00

Payment No: 732655

Payment Date	Vendor Name	Voucher No.	Invoice No.	Description	Fund Code	Amount Paid
2026-03-20	IMPEC GROUP, LLC	00593749	2602212	SCCC	Convention Cnt Maintenance Dis	360.00
2026-03-20	IMPEC GROUP, LLC	00593747	2602127	COMMERCE - PEDDLER	Public Buildings	194.11
2026-03-20	IMPEC GROUP, LLC	00593748	2602218	PD	General Fund	1,060.00
2026-03-20	IMPEC GROUP, LLC	00593750	2602211	CITY HALL	General Fund	300.00
				Total for Payment No.:		1,914.11

Payment No: 000040

Payment Date	Vendor Name	Voucher No.	Invoice No.	Description	Fund Code	Amount Paid
2026-03-26	FAST UNDERCAR SANTA CLARA	00593776	31946	PARTS - STOCK	Fleet Operation Fund	401.84
2026-03-26	FAST UNDERCAR SANTA CLARA	00593776	31946	CA BATTERY FEE	Fleet Operation Fund	4.00
2026-03-26	FAST UNDERCAR SANTA CLARA	00593777	31824	PARTS - V3475	Fleet Operation Fund	81.23
2026-03-26	FAST UNDERCAR SANTA CLARA	00593781	31757	PARTS - V3651	Fleet Operation Fund	38.19

Payment Date	Vendor Name	Voucher No.	Invoice No.	Description	Fund Code	Amount Paid
2026-03-26	FAST UNDERCAR SANTA CLARA	00593775	32243	PARTS - V3413	Fleet Operation Fund	7.16
2026-03-26	FAST UNDERCAR SANTA CLARA	00593840	30725	PARTS - V3317	Fleet Operation Fund	162.47
2026-03-26	FAST UNDERCAR SANTA CLARA	00593803	31882	PARTS - V3509	Fleet Operation Fund	7.16
2026-03-26	FAST UNDERCAR SANTA CLARA	00593841	31024	PARTS - V3127	Fleet Operation Fund	464.20
2026-03-26	FAST UNDERCAR SANTA CLARA	00593842	30831	PARTS - V3317	Fleet Operation Fund	221.74
2026-03-26	FAST UNDERCAR SANTA CLARA	00593842	30831	CA BATTERY FEE	Fleet Operation Fund	2.00
2026-03-26	FAST UNDERCAR SANTA CLARA	00593843	31147	PARTS - V3483	Fleet Operation Fund	511.23
				Total for Payment No.:		1,901.22

Payment No: 732698

Payment Date	Vendor Name	Voucher No.	Invoice No.	Description	Fund Code	Amount Paid
2026-03-20	STEVEN DOLEZAL	00593651	02-26	Psych Services	General Fund	1,900.00
				Total for Payment No.:		1,900.00

Payment No: 732986

Payment Date	Vendor Name	Voucher No.	Invoice No.	Description	Fund Code	Amount Paid
2026-04-02	EDELMAN CORP	00594524	256106	Access Cards	General Fund	707.39
2026-04-02	EDELMAN CORP	00594351	256091	CPL BUILDING MAINTENANCE	SA General Obligation Bnd- CIP	1,120.00
				Total for Payment No.:		1,827.39

Payment No: 732666

Payment Date	Vendor Name	Voucher No.	Invoice No.	Description	Fund Code	Amount Paid
2026-03-20	[redacted]	[redacted]	[redacted]	LEGAL SERVICES - CHANGE ORDER	[redacted]	[redacted]
2026-03-20	[redacted]	[redacted]	[redacted]	LEGAL SERVICES - CHANGE ORDER	[redacted]	[redacted]
				Total for Payment No.:		1,824.00

Payment No: 003967

Payment Date	Vendor Name	Voucher No.	Invoice No.	Description	Fund Code	Amount Paid
2026-03-09	REPLACEMENT BENEFIT FUND	00593851	100000018199710	REPLACEMENT BENEFIT CHARGES	General Fund	1,810.25
				Total for Payment No.:		1,810.25

Payment No: 733027

Payment Date	Vendor Name	Voucher No.	Invoice No.	Description	Fund Code	Amount Paid
2026-04-02	STEVE BLANC INVESTIGATIONS	00594540	495	Background - Bustos	General Fund	1,804.00
				Total for Payment No.:		1,804.00

Payment No: 036136

Payment Date	Vendor Name	Voucher No.	Invoice No.	Description	Fund Code	Amount Paid
2026-03-13	GOODYEAR COMMERCIAL TIRE & SERVICE	00593242	184-1103863	PARTS - STOCK	Fleet Operation Fund	1,777.89
2026-03-13	GOODYEAR COMMERCIAL TIRE & SERVICE	00593242	184-1103863	CA WASTE TIRE FEE	Fleet Operation Fund	22.75
				Total for Payment No.:		1,800.64

Payment No: 732898

Payment Date	Vendor Name	Voucher No.	Invoice No.	Description	Fund Code	Amount Paid
2026-03-27	LANGUAGE LINE SOLUTIONS	00594259	11864283	LANGUAGE LINE SERVICES	General Fund	468.75
2026-03-27	LANGUAGE LINE SOLUTIONS	00594259	11864283	LANGUAGE LINE SERVICES	Information Technology Service	1,326.82
				Total for Payment No.:		1,795.57

Payment No: 732533

Payment Date	Vendor Name	Voucher No.	Invoice No.	Description	Fund Code	Amount Paid
2026-03-13	[redacted]	[redacted]	[redacted]	LEGAL SERVICES	[redacted]	[redacted]
				Total for Payment No.:		1,066.50

Payment No: 732927

Payment Date	Vendor Name	Voucher No.	Invoice No.	Description	Fund Code	Amount Paid
2026-03-27	T-MOBILE USA INC	00593892	L2602100277	TDOA 2509280030	General Fund	100.00
2026-03-27	T-MOBILE USA INC	00593905	L2602170096	TDOA 251010008	General Fund	150.00
2026-03-27	T-MOBILE USA INC	00593906	l2602180119	TDOA / Recurring Ping	General Fund	165.00
2026-03-27	T-MOBILE USA INC	00593908	L2602240014	Tower Dumps	General Fund	200.00
2026-03-27	T-MOBILE USA INC	00593914	L2602240225	Recurring Ping, TDOA	General Fund	165.00
2026-03-27	T-MOBILE USA INC	00593897	L2602100323	Recurring Ping	General Fund	115.00
2026-03-27	T-MOBILE USA INC	00593900	L2602110354	Recurring Ping	General Fund	115.00
2026-03-27	T-MOBILE USA INC	00593902	L2602130238	Cell Area Dump	General Fund	150.00
2026-03-27	T-MOBILE USA INC	00593917	L2603030112	Recurring Ping	General Fund	115.00
2026-03-27	T-MOBILE USA INC	00593923	L2603030355	TDOA 2602140064	General Fund	50.00
2026-03-27	T-MOBILE USA INC	00593925	L2603070041	TDOA/Recurring Ping	General Fund	165.00
2026-03-27	T-MOBILE USA INC	00593941	L2603090113	Tower Dumps	General Fund	250.00
				Total for Payment No.:		1,740.00

Payment No: 732579

Payment Date	Vendor Name	Voucher No.	Invoice No.	Description	Fund Code	Amount Paid
2026-03-20	AARON GANDY	00594299	26916FEB2026	REIMB FOR LEATHER PASSPORTS	General Fund	1,715.00
				Total for Payment No.:		1,715.00

Payment No: 036264

Payment Date	Vendor Name	Voucher No.	Invoice No.	Description	Fund Code	Amount Paid
2026-03-20	UNITAS GLOBAL INC.	00593702	INV15050570	INTERNET SERVICES	Information Technology Service	1,710.28
				Total for Payment No.:		1,710.28

Payment No: 732673

Payment Date	Vendor Name	Voucher No.	Invoice No.	Description	Fund Code	Amount Paid
2026-03-20	NAPA AUTO PARTS	00593522	072058	PARTS - V#3286	Fleet Operation Fund	51.82

Payment Date	Vendor Name	Voucher No.	Invoice No.	Description	Fund Code	Amount Paid
2026-03-20	NAPA AUTO PARTS	00593523	072131	PARTS - V#3286	Fleet Operation Fund	67.83
2026-03-20	NAPA AUTO PARTS	00593524	072208	PARTS - V#3648	Fleet Operation Fund	16.10
2026-03-20	NAPA AUTO PARTS	00593515	071751	PARTS - STOCK	Fleet Operation Fund	1,251.65
2026-03-20	NAPA AUTO PARTS	00593517	071963	PARTS - V#3637	Fleet Operation Fund	129.72
2026-03-20	NAPA AUTO PARTS	00593518	071964	PARTS - V#3406	Fleet Operation Fund	94.11
2026-03-20	NAPA AUTO PARTS	00593519	072018	PARTS - V#3358	Fleet Operation Fund	11.95
2026-03-20	NAPA AUTO PARTS	00593520	072055	PARTS - V#3286	Fleet Operation Fund	57.90
				Total for Payment No.:		1,681.08

Payment No: 732638

Payment Date	Vendor Name	Voucher No.	Invoice No.	Description	Fund Code	Amount Paid
2026-03-20	ENGINEERS -CITY OF SANTA CLARA	00594663	02/15/26-03/14/26	UNION DUES B2605 & B2606	Payroll Liability&ClearingAcct	1,670.24
				Total for Payment No.:		1,670.24

Payment No: 732557

Payment Date	Vendor Name	Voucher No.	Invoice No.	Description	Fund Code	Amount Paid
2026-03-13	SANTA CLARA WEEKLY	00594159	1250308	CITYWIDE OBJECTIVE DESIGN STAN	General Fund	1,624.00
				Total for Payment No.:		1,624.00

Payment No: 732853

Payment Date	Vendor Name	Voucher No.	Invoice No.	Description	Fund Code	Amount Paid
2026-03-27	ASCAP	00594198	194FEB2026	Library Music License	General Fund	267.30
2026-03-27	ASCAP	00594198	194FEB2026	Cult. Comm. Music License	General Fund	267.30
2026-03-27	ASCAP	00594198	194FEB2026	CRC Music License	General Fund	1,085.40
				Total for Payment No.:		1,620.00

Payment No: 732779

Payment Date	Vendor Name	Voucher No.	Invoice No.	Description	Fund Code	Amount Paid
2026-03-27	HOLDER CONSTRUCTION	00594931	24466-14 UTILITY REFUND	UTILITY REFUND	General Fund	1,619.11
				Total for Payment No.:		1,619.11

Payment No: 732556

Payment Date	Vendor Name	Voucher No.	Invoice No.	Description	Fund Code	Amount Paid
2026-03-13	SANTA CLARA LIGHTING, INC.	00593032	36398	LED LIGHTING	General Fund	1,047.16
2026-03-13	SANTA CLARA LIGHTING, INC.	00593032	36398	TOOLS	General Fund	90.52
2026-03-13	SANTA CLARA LIGHTING, INC.	00593033	36348	LED RETROFIT KITS	General Fund	403.60
				Total for Payment No.:		1,541.28

Payment No: 036310

Payment Date	Vendor Name	Voucher No.	Invoice No.	Description	Fund Code	Amount Paid
2026-03-27	HSQ TECHNOLOGY INC	00594753	123341-11	QUARTERLY PHONE SUPPORT (SCADA	Storm Drain	492.80
2026-03-27	HSQ TECHNOLOGY INC	00594753	123341-11	QUARTERLY PHONE SUPPORT (SCADA	Sewer Utility	1,047.20
				Total for Payment No.:		1,540.00

Payment No: 732687

Payment Date	Vendor Name	Voucher No.	Invoice No.	Description	Fund Code	Amount Paid
2026-03-20	ROSS RECREATION EQUIPMENT INC	00593585	I29333	7QTY LRG STEEL COVERS	General Fund	1,110.89
2026-03-20	ROSS RECREATION EQUIPMENT INC	00593585	I29333	FREIGHT	General Fund	391.00
				Total for Payment No.:		1,501.89

Payment No: 036112

Payment Date	Vendor Name	Voucher No.	Invoice No.	Description	Fund Code	Amount Paid
2026-03-13	BAKER TILLY US, LLP	00593820	BT3492865	CITYWIDE RISK ASSESSMENT AND A	General Fund	750.00

Payment Date	Vendor Name	Voucher No.	Invoice No.	Description	Fund Code	Amount Paid
2026-03-13	BAKER TILLY US, LLP	00593819	BT3457304	CITYWIDE RISK ASSESSMENT AND A	General Fund	750.00
				Total for Payment No.:		1,500.00

Payment No: 732560

Payment Date	Vendor Name	Voucher No.	Invoice No.	Description	Fund Code	Amount Paid
2026-03-13	SHIFT IN PERSPECTIVE, INC.	00593196	3A	CLIENT 333007 SESSION 12 (2025	General Fund	375.00
2026-03-13	SHIFT IN PERSPECTIVE, INC.	00593196	3A	CLIENT 333007 SESSIO 1-3 (2026	General Fund	1,125.00
				Total for Payment No.:		1,500.00

Payment No: 733007

Payment Date	Vendor Name	Voucher No.	Invoice No.	Description	Fund Code	Amount Paid
2026-04-02	OFFICE SOLUTIONS	00594718	12739	HR	General Fund	1,500.00
				Total for Payment No.:		1,500.00

Payment No: 732665

Payment Date	Vendor Name	Voucher No.	Invoice No.	Description	Fund Code	Amount Paid
2026-03-20	LC ACTION POLICE SUPPLY	00593616	67865	Outer Vest Carrier	General Fund	500.00
2026-03-20	LC ACTION POLICE SUPPLY	00593625	485175	Body Armor - Bailey	General Fund	999.59
				Total for Payment No.:		1,499.59

Payment No: 732559

Payment Date	Vendor Name	Voucher No.	Invoice No.	Description	Fund Code	Amount Paid
2026-03-13	SHERIFF'S OFFICE	00593135	3246	EOD NFL 49v.SEAHAWK 1.3.26	General Fund	1,475.15
				Total for Payment No.:		1,475.15

Payment No: 732558

Payment Date	Vendor Name	Voucher No.	Invoice No.	Description	Fund Code	Amount Paid
2026-03-13	SHANNON MOYA	00593142	36950FEB2026	CASp openbook exam reg 2/7/24	Building Fee Admin	250.00

Payment Date	Vendor Name	Voucher No.	Invoice No.	Description	Fund Code	Amount Paid
					Retainage	
2026-03-13	SHANNON MOYA	00593142	36950FEB2026	CASp closebook exam reg 2/7/24	Building Fee Admin Retainage	250.00
2026-03-13	SHANNON MOYA	00593142	36950FEB2026	CASp openbook exam reg 6/9/25	Building Fee Admin Retainage	250.00
2026-03-13	SHANNON MOYA	00593142	36950FEB2026	CASp closebook exam reg 6/9/25	Building Fee Admin Retainage	250.00
2026-03-13	SHANNON MOYA	00593142	36950FEB2026	CASp openbook exam reg 10/3/25	Building Fee Admin Retainage	250.00
2026-03-13	SHANNON MOYA	00593142	36950FEB2026	CASp cert payment	Building Fee Admin Retainage	200.00
				Total for Payment No.:		1,450.00

Payment No: 732525

Payment Date	Vendor Name	Voucher No.	Invoice No.	Description	Fund Code	Amount Paid
2026-03-13	HERITAGE LANDSCAPE SUPPLY	00593276	0025115108-001	MATERIALS - P&B	General Fund	132.96
2026-03-13	HERITAGE LANDSCAPE SUPPLY	00593277	0024844283-001	MATERIALS - P&B	General Fund	1,308.41
				Total for Payment No.:		1,441.37

Payment No: 732889

Payment Date	Vendor Name	Voucher No.	Invoice No.	Description	Fund Code	Amount Paid
2026-03-27	ICONIX WATERWORKS (US) INC	00594247	U2616006965	40 G5 MONUMENT LIDS	General Fund	1,438.27
				Total for Payment No.:		1,438.27

Payment No: 732734

Payment Date	Vendor Name	Voucher No.	Invoice No.	Description	Fund Code	Amount Paid
2026-03-27	BAY AREA AIR QUALITY	00594170	T200991	26.2027 HUBBARD ANNUAL RENEWAL	Water Utility	1,436.00
				Total for Payment No.:		1,436.00

Payment No: 036223

Payment Date	Vendor Name	Voucher No.	Invoice No.	Description	Fund Code	Amount Paid
2026-03-20	GARDENLAND POWER EQUIPMENT	00593321	1232291	MATERIALS - STREET	General Fund	905.90
2026-03-20	GARDENLAND POWER EQUIPMENT	00593477	1232287	MATERIALS - TREE	General Fund	169.96
2026-03-20	GARDENLAND POWER EQUIPMENT	00593679	1233883	DRIVE TUBE ASSEMBLY	General Fund	348.07
				Total for Payment No.:		1,423.93

Payment No: 732866

Payment Date	Vendor Name	Voucher No.	Invoice No.	Description	Fund Code	Amount Paid
2026-03-27	CLOUDBURST CONSULTING GROUP, INC.	00595032	INV-0000019291	CLOUDBURST CONSULTING HUD TECH	General Fund	1,413.00
				Total for Payment No.:		1,413.00

Payment No: 733031

Payment Date	Vendor Name	Voucher No.	Invoice No.	Description	Fund Code	Amount Paid
2026-04-02	SUNNYVALE FORD	00594332	272086	Parts V#3536	Fleet Operation Fund	215.74
2026-04-02	SUNNYVALE FORD	00594334	272101	Parts V# 3149	Fleet Operation Fund	189.32
2026-04-02	SUNNYVALE FORD	00594472	272104	PARTS - V3418	Fleet Operation Fund	333.79
2026-04-02	SUNNYVALE FORD	00594473	272179	PARTS - V2899	Fleet Operation Fund	389.54
2026-04-02	SUNNYVALE FORD	00594550	271964	PARTS - STOCK	Fleet Operation Fund	270.87
				Total for Payment No.:		1,399.26

Payment No: 732668

Payment Date	Vendor Name	Voucher No.	Invoice No.	Description	Fund Code	Amount Paid
2026-03-20	LUPE LIMA	00593736	45866	tow fees/release	General Fund	768.50
2026-03-20	LUPE LIMA	00593511	45232	TOWING - V#3334 WO#159755	Fleet Operation Fund	627.18
				Total for Payment No.:		1,395.68

Payment No: 732416

Payment Date	Vendor Name	Voucher No.	Invoice No.	Description	Fund Code	Amount Paid
2026-03-13	BRANDON COCO	00593812	33378JUL2025	CA TRAFFIC ENG LICENSE REVIEW	General Fund	1,395.00
				Total for Payment No.:		1,395.00

Payment No: 732969

Payment Date	Vendor Name	Voucher No.	Invoice No.	Description	Fund Code	Amount Paid
2026-04-02	BOETHING TREELAND FARMS	00594360	SI-1459464	PURCHASED TREES	Cemetery	1,371.79
				Total for Payment No.:		1,371.79

Payment No: 732929

Payment Date	Vendor Name	Voucher No.	Invoice No.	Description	Fund Code	Amount Paid
2026-03-27	TELEFLEX LLC	00594157	9511195275	MEDICAL SUPPLIES	General Fund	1,364.06
				Total for Payment No.:		1,364.06

Payment No: 732595

Payment Date	Vendor Name	Voucher No.	Invoice No.	Description	Fund Code	Amount Paid
2026-03-20	SALVADOR NARANJO	00594677	PRCK#106843	REPLACE PRCK#106843	Payroll Liability&ClearingAcct	1,345.67
				Total for Payment No.:		1,345.67

Payment No: 036344

Payment Date	Vendor Name	Voucher No.	Invoice No.	Description	Fund Code	Amount Paid
2026-03-27	TECHNOLOGY, ENGINEERING & CONSTRUCTION	00594754	214287	AST AND UST STORAGE TANK SCHED	Fleet Operation Fund	1,320.00
				Total for Payment No.:		1,320.00

Payment No: 000050

Payment Date	Vendor Name	Voucher No.	Invoice No.	Description	Fund Code	Amount Paid
2026-03-26	STRYKER	00594197	9211751784	KIT, ALVARIUM BATTERY, SERVICE	General Fund	547.25
2026-03-26	STRYKER	00594197	9211751784	FREIGHT	General Fund	0.02

Payment Date	Vendor Name	Voucher No.	Invoice No.	Description	Fund Code	Amount Paid
2026-03-26	STRYKER	00594197	9211751784	POWER PRO 2, HIGH CONFIG (6507	General Fund	586.20
2026-03-26	STRYKER	00594197	9211751784	FREIGHT	General Fund	136.39
				Total for Payment No.:		1,269.86

Payment No: 732568

Payment Date	Vendor Name	Voucher No.	Invoice No.	Description	Fund Code	Amount Paid
2026-03-13	TOMO BOOKS USA	00593078	8634	1231 JUV BK	General Fund	923.50
2026-03-13	TOMO BOOKS USA	00593079	8635	1241 AD BK	General Fund	339.34
				Total for Payment No.:		1,262.84

Payment No: 733023

Payment Date	Vendor Name	Voucher No.	Invoice No.	Description	Fund Code	Amount Paid
2026-04-02	SITEONE LANDSCAPE SUPPLY, LLC	00594417	161064462-001	LIQUID HERBICIDE	General Fund	1,260.61
				Total for Payment No.:		1,260.61

Payment No: 732697

Payment Date	Vendor Name	Voucher No.	Invoice No.	Description	Fund Code	Amount Paid
2026-03-20	SIERRA PACIFIC TURF SUPPLY	00593586	01052143	RYE GRASS SEED	General Fund	732.78
2026-03-20	SIERRA PACIFIC TURF SUPPLY	00593586	01052143	FERTILIZER	General Fund	419.36
2026-03-20	SIERRA PACIFIC TURF SUPPLY	00593586	01052143	HAND TOOLS	General Fund	106.07
				Total for Payment No.:		1,258.21

Payment No: 036118

Payment Date	Vendor Name	Voucher No.	Invoice No.	Description	Fund Code	Amount Paid
2026-03-13	BOUND TREE MEDICAL LLC	00594141	86104695	AS NEEDED EMERGENCY MEDICAL SE	General Fund	1,048.03
2026-03-13	BOUND TREE MEDICAL LLC	00594141	86104695	AS NEEDED EMERGENCY MEDICAL SE	General Fund	204.84
				Total for Payment No.:		1,252.87

Payment No: 732676

Payment Date	Vendor Name	Voucher No.	Invoice No.	Description	Fund Code	Amount Paid
2026-03-20	OFFICE SOLUTIONS	00593753	12719	TEEN CENTER	General Fund	1,250.00
				Total for Payment No.:		1,250.00

Payment No: 036126

Payment Date	Vendor Name	Voucher No.	Invoice No.	Description	Fund Code	Amount Paid
2026-03-13	COMCAST	00594184	2/23/26AC8155400650182213	FIRE 1990 WALSH AVE	General Fund	128.89
2026-03-13	COMCAST	00594184	2/23/26AC8155400650182213	FIRE 1177 ALVISO ST	General Fund	62.50
2026-03-13	COMCAST	00594184	2/23/26AC8155400650182213	PD 601 EL CAMINO REAL	General Fund	289.86
2026-03-13	COMCAST	00594184	2/23/26AC8155400650182213	PD 3992 RIVERMARK PLZ	General Fund	30.22
2026-03-13	COMCAST	00594184	2/23/26AC8155400650182213	SR CNTR 1303 FREMONT ST	General Fund	150.11
2026-03-13	COMCAST	00594184	2/23/26AC8155400650182213	PARK TEEN 2446 CABRILLO AVE	General Fund	306.72
2026-03-13	COMCAST	00594184	2/23/26AC8155400650182213	CH 1500 WARBURTON AVE	Information Technology Service	228.79
2026-03-13	COMCAST	00594184	2/23/26AC8155400650182213	IT 1405 CIVIC CNTR DR	Information Technology Service	46.82
				Total for Payment No.:		1,243.91

Payment No: 732737

Payment Date	Vendor Name	Voucher No.	Invoice No.	Description	Fund Code	Amount Paid
2026-03-27	BAY AREA AIR QUALITY	00594183	T200984	26.2027 SAN TOMAS ANNUAL RENEW	Water Utility	1,239.00
				Total for Payment No.:		1,239.00

Payment No: 732870

Payment Date	Vendor Name	Voucher No.	Invoice No.	Description	Fund Code	Amount Paid
2026-03-27	CORODATA RECORDS MANAGEMENT, INC	00594847	RS7154807	OFFSITE RECORDS MGMT STORAGE	General Fund	61.50
2026-03-27	CORODATA RECORDS MANAGEMENT, INC	00594849	RS3773672	OFFSITE RECORDS MGMT STORAGE	General Fund	1,147.72
				Total for Payment No.:		1,209.22

Payment No: 732664

Payment Date	Vendor Name	Voucher No.	Invoice No.	Description	Fund Code	Amount Paid
2026-03-20	LAW ENFORCEMENT PSYCHOLOGICAL	00593628	35566	Psych for Recruits	General Fund	1,200.00
				Total for Payment No.:		1,200.00

Payment No: 732975

Payment Date	Vendor Name	Voucher No.	Invoice No.	Description	Fund Code	Amount Paid
2026-04-02	CENTRAL WHOLESALE NURSERY	00594437	829340	CERCIS - PLANTS	General Fund	905.99
2026-04-02	CENTRAL WHOLESALE NURSERY	00594438	829344	PLANTS & BAGGED SOIL	General Fund	267.27
				Total for Payment No.:		1,173.26

Payment No: 732714

Payment Date	Vendor Name	Voucher No.	Invoice No.	Description	Fund Code	Amount Paid
2026-03-20	UNIQUE TOWING	00593731	T288469	TOW FEES	General Fund	310.00
2026-03-20	UNIQUE TOWING	00593536	26-287888	TOWING - V#2871 WO#160312	Fleet Operation Fund	852.50
				Total for Payment No.:		1,162.50

Payment No: 732545

Payment Date	Vendor Name	Voucher No.	Invoice No.	Description	Fund Code	Amount Paid
2026-03-13	MUSSON THEATRICAL	00593937	INV2549	Incidental Theater Purchases v	General Fund	848.56
2026-03-13	MUSSON THEATRICAL	00593938	INV2566	Incidental Theater Purchases v	General Fund	304.46
				Total for Payment No.:		1,153.02

Payment No: 036227

Payment Date	Vendor Name	Voucher No.	Invoice No.	Description	Fund Code	Amount Paid
2026-03-20	HI-TECH EMERGENCY VEHICLE SERVICE INC	00593507	183940	PARTS - V#3581	Fleet Operation Fund	1,142.74
				Total for Payment No.:		1,142.74

Payment No: 000029

Payment Date	Vendor Name	Voucher No.	Invoice No.	Description	Fund Code	Amount Paid
2026-03-20	SANTA CLARA LIGHTING, INC.	00593314	36233	LED ETROFIT ASSEMBLY	General Fund	732.01
2026-03-20	SANTA CLARA LIGHTING, INC.	00593754	36297	CITY HALL	General Fund	387.78
				Total for Payment No.:		1,119.79

Payment No: 732722

Payment Date	Vendor Name	Voucher No.	Invoice No.	Description	Fund Code	Amount Paid
2026-03-20	WATERSAVERS IRRIGATION INC	00593671	3367898-00	PVC FITTINGS	General Fund	169.58
2026-03-20	WATERSAVERS IRRIGATION INC	00593673	3367523-00	PVC FITTINGS	General Fund	112.00
2026-03-20	WATERSAVERS IRRIGATION INC	00593675	3367517-00	PVC FITTINGS & ACCESSORIES	General Fund	815.14
				Total for Payment No.:		1,096.72

Payment No: 036261

Payment Date	Vendor Name	Voucher No.	Invoice No.	Description	Fund Code	Amount Paid
2026-03-20	TRUEPOINT SOLUTIONS, LLC	00593292	48796	CDD Planning - January 2026	General Fund	1,089.76
				Total for Payment No.:		1,089.76

Payment No: 036323

Payment Date	Vendor Name	Voucher No.	Invoice No.	Description	Fund Code	Amount Paid
2026-03-27	MUNICIPAL MAINTENANCE EQUIPMNT	00594779	046829	AS-NEEDED REPAIR SERVICES FOR	Sewer Utility	901.27
2026-03-27	MUNICIPAL MAINTENANCE EQUIPMNT	00594779	046829	AS-NEEDED REPAIR SERVICES FOR	Sewer Utility	8.26
2026-03-27	MUNICIPAL MAINTENANCE	00593808	046971	PARTS - V3640	Fleet Operation Fund	179.98

Payment Date	Vendor Name	Voucher No.	Invoice No.	Description	Fund Code	Amount Paid
	EQUIPMNT					
				Total for Payment No.:		1,089.51

Payment No: 733026

Payment Date	Vendor Name	Voucher No.	Invoice No.	Description	Fund Code	Amount Paid
2026-04-02	STERICYCLE INC	00594633	8013671496	HUMAN RESOURCES	General Fund	14.41
2026-04-02	STERICYCLE INC	00594633	8013671496	FINANCE - ACCOUNTING & PAYROLL	General Fund	28.84
2026-04-02	STERICYCLE INC	00594633	8013671496	HOUSING	General Fund	14.41
2026-04-02	STERICYCLE INC	00594633	8013671496	FINANCE - MUNICIPAL SERVICES	General Fund	14.42
2026-04-02	STERICYCLE INC	00594633	8013671496	CCO - RECORDS CENTER	General Fund	14.41
2026-04-02	STERICYCLE INC	00594633	8013671496	CITY ATTORNEY'S OFFICE	General Fund	14.41
2026-04-02	STERICYCLE INC	00594199	8012825928	FINANCE - MUNICIPAL SERVICES	General Fund	50.95
2026-04-02	STERICYCLE INC	00594199	8012825928	FINANCE - ACCOUNTING & PAYROLL	General Fund	101.89
2026-04-02	STERICYCLE INC	00594199	8012825928	HOUSING	General Fund	50.94
2026-04-02	STERICYCLE INC	00594199	8012825928	HUMAN RESOURCES	General Fund	50.94
2026-04-02	STERICYCLE INC	00594199	8012825928	CCO - RECORDS CENTER	General Fund	50.94
2026-04-02	STERICYCLE INC	00594199	8012825928	CITY ATTORNEY'S OFFICE	General Fund	50.94
2026-04-02	STERICYCLE INC	00594253	8013106673	CCO - RECORDS CENTER	General Fund	48.29
2026-04-02	STERICYCLE INC	00594253	8013106673	CITY ATTORNEY'S OFFICE	General Fund	48.29
2026-04-02	STERICYCLE INC	00594253	8013106673	FINANCE - ACCOUNTING & PAYROLL	General Fund	96.56
2026-04-02	STERICYCLE INC	00594253	8013106673	HOUSING	General Fund	48.29
2026-04-02	STERICYCLE INC	00594253	8013106673	HUMAN RESOURCES	General Fund	48.29
2026-04-02	STERICYCLE INC	00594253	8013106673	FINANCE - MUNICIPAL SERVICES	General Fund	48.28
2026-04-02	STERICYCLE INC	00594258	8013385979	CCO - RECORDS CENTER	General Fund	41.12
2026-04-02	STERICYCLE INC	00594258	8013385979	FINANCE - MUNICIPAL SERVICES	General Fund	41.12

Payment Date	Vendor Name	Voucher No.	Invoice No.	Description	Fund Code	Amount Paid
2026-04-02	STERICYCLE INC	00594258	8013385979	FINANCE - ACCOUNTING & PAYROLL	General Fund	82.25
2026-04-02	STERICYCLE INC	00594258	8013385979	HOUSING	General Fund	41.12
2026-04-02	STERICYCLE INC	00594258	8013385979	HUMAN RESOURCES	General Fund	41.12
2026-04-02	STERICYCLE INC	00594258	8013385979	CITY ATTORNEY'S OFFICE	General Fund	41.12
				Total for Payment No.:		1,083.35

Payment No: 733005

Payment Date	Vendor Name	Voucher No.	Invoice No.	Description	Fund Code	Amount Paid
2026-04-02	NAPA AUTO PARTS	00594338	074689	Parts V#3498	Fleet Operation Fund	154.52
2026-04-02	NAPA AUTO PARTS	00594339	074994	Parts V# Stock	Fleet Operation Fund	93.85
2026-04-02	NAPA AUTO PARTS	00594340	074824	Parts V#3649	Fleet Operation Fund	16.10
2026-04-02	NAPA AUTO PARTS	00594337	074982	Parts V# Shop	Fleet Operation Fund	11.00
2026-04-02	NAPA AUTO PARTS	00594341	074505	Parts V# Stock	Fleet Operation Fund	258.66
2026-04-02	NAPA AUTO PARTS	00594342	074654	Parts V#3217	Fleet Operation Fund	146.28
2026-04-02	NAPA AUTO PARTS	00594343	074288	Parts V#3351	Fleet Operation Fund	20.62
2026-04-02	NAPA AUTO PARTS	00594344	074624	Parts V#Shop	Fleet Operation Fund	70.18
2026-04-02	NAPA AUTO PARTS	00594461	075119	PARTS - V3563	Fleet Operation Fund	50.90
2026-04-02	NAPA AUTO PARTS	00594462	075168	PARTS - V3650	Fleet Operation Fund	10.32
2026-04-02	NAPA AUTO PARTS	00594463	075283	PARTS - V3299	Fleet Operation Fund	34.13
2026-04-02	NAPA AUTO PARTS	00594523	073900	PARTS - V3215	Fleet Operation Fund	115.66
2026-04-02	NAPA AUTO PARTS	00594527	073718	PARTS - V3672	Fleet Operation Fund	11.97
2026-04-02	NAPA AUTO PARTS	00594529	074209	PARTS - V3719	Fleet Operation Fund	62.79
				Total for Payment No.:		1,056.98

Payment No: 733028

Payment Date	Vendor Name	Voucher No.	Invoice No.	Description	Fund Code	Amount Paid
2026-04-02	STEVENS CREEK CHEVROLET	00594545	245768-2	PARTS - V3345	Fleet Operation Fund	1.22

Payment Date	Vendor Name	Voucher No.	Invoice No.	Description	Fund Code	Amount Paid
2026-04-02	STEVENS CREEK CHEVROLET	00594547	245768-1	PARTS - V3395	Fleet Operation Fund	1,039.38
				Total for Payment No.:		1,040.60

Payment No: 733013

Payment Date	Vendor Name	Voucher No.	Invoice No.	Description	Fund Code	Amount Paid
2026-04-02	RACHEL PECHTER OTR/L	00594601	1	CLIENT 2112 SESSIONS 1-3	General Fund	1,020.00
				Total for Payment No.:		1,020.00

Payment No: 036416

Payment Date	Vendor Name	Voucher No.	Invoice No.	Description	Fund Code	Amount Paid
2026-04-02	WAXIE SANITARY SUPPLY	00594688	83834741	KLEENLINE SELECT 2001 MULTIFOL	General Fund	1,007.79
				Total for Payment No.:		1,007.79

Payment No: 732471

Payment Date	Vendor Name	Voucher No.	Invoice No.	Description	Fund Code	Amount Paid
2026-03-13	MOHAMMAD ANSARI	00594075	29961-05 UTILITY REFUND	UTILITY REFUND	General Fund	1,007.15
				Total for Payment No.:		1,007.15

Payment No: 036301

Payment Date	Vendor Name	Voucher No.	Invoice No.	Description	Fund Code	Amount Paid
2026-03-27	GFI ENTERTAINMENT LLC	00594734	1163	A/V TECH/EQU - EARTH DAY	General Fund	1,000.00
				Total for Payment No.:		1,000.00

Payment No: 732926

Payment Date	Vendor Name	Voucher No.	Invoice No.	Description	Fund Code	Amount Paid
2026-03-27	STEVENS CREEK XPRESS CAR WASH	00593921	27-637	Car Wash	Fleet Operation Fund	1,000.00
				Total for Payment No.:		1,000.00

Payment No: 732438

Payment Date	Vendor Name	Voucher No.	Invoice No.	Description	Fund Code	Amount Paid
2026-03-13	NATHAN FORD	00593822	32322FEB2026	CONFINED SPARE RESCUE REIMBURS	General Fund	1,000.00
				Total for Payment No.:		1,000.00

Payment No: 732418

Payment Date	Vendor Name	Voucher No.	Invoice No.	Description	Fund Code	Amount Paid
2026-03-13	BRIDGET BARBIERI	00593866	100	UTILITY BOX ART FOR TRAFFIC BO	General Fund	1,000.00
				Total for Payment No.:		1,000.00

Payment No: 732599

Payment Date	Vendor Name	Voucher No.	Invoice No.	Description	Fund Code	Amount Paid
2026-03-20	VIVIENNE KO	00594409	100	CULTURAL COMMISSION UTILITY BO	General Fund	1,000.00
				Total for Payment No.:		1,000.00

Payment No: 732968

Payment Date	Vendor Name	Voucher No.	Invoice No.	Description	Fund Code	Amount Paid
2026-04-02	BOBBIE SALINGER-THERAPY	00594600	1	CLIENT .01 SESSIONS 1-4	General Fund	1,000.00
				Total for Payment No.:		1,000.00

Payment No: 732913

Payment Date	Vendor Name	Voucher No.	Invoice No.	Description	Fund Code	Amount Paid
2026-03-27	PESTEC	00594758	381082	BURROWING ANIMAL CONTROL SERVI	Solid Waste Utility-Constructi	1,000.00
				Total for Payment No.:		1,000.00

Payment No: 732973

Payment Date	Vendor Name	Voucher No.	Invoice No.	Description	Fund Code	Amount Paid
2026-04-02	BSSB	00595119	2	PAYMENT 2 FOR ED/AD	Solid Waste Program	1,000.00

Payment Date	Vendor Name	Voucher No.	Invoice No.	Description	Fund Code	Amount Paid
				Total for Payment No.:		1,000.00

Payment No: 732620

Payment Date	Vendor Name	Voucher No.	Invoice No.	Description	Fund Code	Amount Paid
2026-03-20	BSSB	00592859	1	EARTH DAY PERFORMANCE	Solid Waste Program	1,000.00
				Total for Payment No.:		1,000.00

Payment No: 732622

Payment Date	Vendor Name	Voucher No.	Invoice No.	Description	Fund Code	Amount Paid
2026-03-20	CALIFORNIA UTILITY COMPANY	00593737	2776	2026 FEB 5X5 SAW CUT/CONCRETE	Water Utility	1,000.00
				Total for Payment No.:		1,000.00

Payment No: 000054

Payment Date	Vendor Name	Voucher No.	Invoice No.	Description	Fund Code	Amount Paid
2026-04-01	CINTAS CORP #630	00594716	4262507675	2026 MAR WATER UNIFORM SERVICE	Water Utility	663.17
2026-04-01	CINTAS CORP #630	00594554	4261557928	UNIFORM SERVICES	General Fund	69.40
2026-04-01	CINTAS CORP #630	00594555	4262351454	UNIFORM SERVICES	General Fund	69.40
2026-04-01	CINTAS CORP #630	00594716	4262507675	2026 MAR SEWER UNIFORM SERVICE	Sewer Utility	197.85
				Total for Payment No.:		999.82

Payment No: 036254

Payment Date	Vendor Name	Voucher No.	Invoice No.	Description	Fund Code	Amount Paid
2026-03-20	R & R INDUSTRIES INC	00594493	706918	VEST, SURVEYOR SAFETY, X-LARGE	Water Utility	265.57
2026-03-20	R & R INDUSTRIES INC	00594493	706918	VEST, SURVEYOR SAFETY, MEDIUM	Water Utility	265.57
2026-03-20	R & R INDUSTRIES INC	00594493	706918	VEST, SAFETY, 4X SIZE, LIME GR	Water Utility	132.78

Payment Date	Vendor Name	Voucher No.	Invoice No.	Description	Fund Code	Amount Paid
2026-03-20	R & R INDUSTRIES INC	00594493	706918	FREIGHT	Water Utility	63.93
2026-03-20	R & R INDUSTRIES INC	00594493	706918	VEST, SURVEYOR SAFETY, XX-LARG	Water Utility	132.78
2026-03-20	R & R INDUSTRIES INC	00594493	706918	VEST, SURVEYOR SAFETY, LARGE S	Water Utility	132.78
				Total for Payment No.:		993.41

Payment No: 732721

Payment Date	Vendor Name	Voucher No.	Invoice No.	Description	Fund Code	Amount Paid
2026-03-20	VERIZON WIRELESS	00593708	6136804242	FIRE CRRD WIRELESS	General Fund	281.43
2026-03-20	VERIZON WIRELESS	00593708	6136804242	FIRE RADIOS	General Fund	76.02
2026-03-20	VERIZON WIRELESS	00593708	6136804242	FIRE CRRD WIRELESS	General Fund	139.20
2026-03-20	VERIZON WIRELESS	00593708	6136804242	FIRE CRRD WIRELESS	Fire CUPA program Fund	186.15
2026-03-20	VERIZON WIRELESS	00593708	6136804242	FIRE CRRD WIRELESS	Fire New Dvlpmnt Srvc Fee	279.78
				Total for Payment No.:		962.58

Payment No: 732702

Payment Date	Vendor Name	Voucher No.	Invoice No.	Description	Fund Code	Amount Paid
2026-03-20	SUNNYVALE DEPT OF PUBLIC	00593481	DPS26-00035	TRFCTL NFL SBLX 2.8.26	General Fund	944.76
				Total for Payment No.:		944.76

Payment No: 732569

Payment Date	Vendor Name	Voucher No.	Invoice No.	Description	Fund Code	Amount Paid
2026-03-13	TRIANGLE FASTENER CORPORATION	00593144	25016086-00	MATERIALS - STREET	General Fund	862.06
2026-03-13	TRIANGLE FASTENER CORPORATION	00593144	25016086-00	CARRIER CHARGES	General Fund	24.42
2026-03-13	TRIANGLE FASTENER CORPORATION	00593145	25016227-00	MATERIALS - STREET	General Fund	23.41

Payment Date	Vendor Name	Voucher No.	Invoice No.	Description	Fund Code	Amount Paid
2026-03-13	TRIANGLE FASTENER CORPORATION	00593146	25016124-00	MATERIALS - STREET	General Fund	32.81
				Total for Payment No.:		942.70

Payment No: 003976

Payment Date	Vendor Name	Voucher No.	Invoice No.	Description	Fund Code	Amount Paid
2026-03-27	NAVIA BENEFIT SOLUTIONS, INC	00595330	35989APR2026	DD: NAVIA COMMUTER BENEFT 0426	Payroll Liability&ClearingAcct	939.50
				Total for Payment No.:		939.50

Payment No: 000023

Payment Date	Vendor Name	Voucher No.	Invoice No.	Description	Fund Code	Amount Paid
2026-03-20	DUNN-EDWARDS CORP	00593677	2011A34568	PAINT	General Fund	305.77
2026-03-20	DUNN-EDWARDS CORP	00593591	2011A34371	PAINT & SUPPLIES	General Fund	616.66
				Total for Payment No.:		922.43

Payment No: 036363

Payment Date	Vendor Name	Voucher No.	Invoice No.	Description	Fund Code	Amount Paid
2026-04-02	[redacted]	[redacted]	[redacted]	LEGAL SERVICES	[redacted]	[redacted]
				Total for Payment No.:		914.50

Payment No: 732575

Payment Date	Vendor Name	Voucher No.	Invoice No.	Description	Fund Code	Amount Paid
2026-03-13	WEST COAST SAND & GRAVEL INC	00593035	925671	TURFACE MOUNDMASTER BRICKS	General Fund	902.34
				Total for Payment No.:		902.34

Payment No: 036221

Payment Date	Vendor Name	Voucher No.	Invoice No.	Description	Fund Code	Amount Paid
2026-03-20	FRANKLIN FRAWLEY THINK TANK	00594599	25-5005	HAZMAT AND LARGE SPECIAL SPORT	Expendable Trust Funds	900.00

Payment Date	Vendor Name	Voucher No.	Invoice No.	Description	Fund Code	Amount Paid
				Total for Payment No.:		900.00

Payment No: 036174

Payment Date	Vendor Name	Voucher No.	Invoice No.	Description	Fund Code	Amount Paid
2026-03-13	SUMMIT UNIFORMS	00593204	37539	HNT PANTS	General Fund	113.75
2026-03-13	SUMMIT UNIFORMS	00593205	37412	HNT PANTS	General Fund	113.75
2026-03-13	SUMMIT UNIFORMS	00593221	38165	RSII Uniforms - Navas	General Fund	372.97
2026-03-13	SUMMIT UNIFORMS	00593222	37358	Crossing Guard Hats	General Fund	295.31
				Total for Payment No.:		895.78

Payment No: 732663

Payment Date	Vendor Name	Voucher No.	Invoice No.	Description	Fund Code	Amount Paid
2026-03-20	KONE INC	00593752	1159087127	SCCC	Convention Cnt Maintenance Dis	887.69
				Total for Payment No.:		887.69

Payment No: 732925

Payment Date	Vendor Name	Voucher No.	Invoice No.	Description	Fund Code	Amount Paid
2026-03-27	STERICYCLE INC	00593990	8013297984	Shredding	General Fund	310.55
2026-03-27	STERICYCLE INC	00593994	8013585340	Shredding	General Fund	262.40
2026-03-27	STERICYCLE INC	00593997	8013021847	Shredding	General Fund	310.75
				Total for Payment No.:		883.70

Payment No: 732688

Payment Date	Vendor Name	Voucher No.	Invoice No.	Description	Fund Code	Amount Paid
2026-03-20	RSG INC	00594501	14883	TASK 5 - DRAFT COMM BEN PROG	General Fund	880.00
				Total for Payment No.:		880.00

Payment No: 036409

Payment Date	Vendor Name	Voucher No.	Invoice No.	Description	Fund Code	Amount Paid
2026-04-02	SUMMIT UNIFORMS	00593827	35800	Stadium Bike Patches	General Fund	875.00
				Total for Payment No.:		875.00

Payment No: W26216

Payment Date	Vendor Name	Voucher No.	Invoice No.	Description	Fund Code	Amount Paid
2026-04-02	MISSIONSQUARE RETIREMENT	00595449	03/15/26-03/28/26A	WT: B2607 457 PLN CONTRIBUTION	Fringe Benefits	867.64
				Total for Payment No.:		867.64

Payment No: 732606

Payment Date	Vendor Name	Voucher No.	Invoice No.	Description	Fund Code	Amount Paid
2026-03-20	US TREASURY	00594685	03/1/26-03/14/26ND	WAGE ATTACHMENT B2606	Payroll Liability&ClearingAcct	834.60
				Total for Payment No.:		834.60

Payment No: 732957

Payment Date	Vendor Name	Voucher No.	Invoice No.	Description	Fund Code	Amount Paid
2026-04-02	US TREASURY	00595454	03/15/26-03/28/26ND	WAGE ATTACHMENT B2607	Payroll Liability&ClearingAcct	834.60
				Total for Payment No.:		834.60

Payment No: W26206

Payment Date	Vendor Name	Voucher No.	Invoice No.	Description	Fund Code	Amount Paid
2026-03-20	MISSIONSQUARE RETIREMENT	00594679	03/01/26-03/14/26A	WT: B2606 457 PLN CONTRIBUTION	Fringe Benefits	828.40
				Total for Payment No.:		828.40

Payment No: 000032

Payment Date	Vendor Name	Voucher No.	Invoice No.	Description	Fund Code	Amount Paid
2026-03-20	TIFCO INDUSTRIES	00593535	72169181	PARTS - SHOP	Fleet Operation Fund	827.77
				Total for Payment No.:		827.77

Payment No: 036290

Payment Date	Vendor Name	Voucher No.	Invoice No.	Description	Fund Code	Amount Paid
2026-03-27	CLEARBLU ENVIRONMENTAL	00594795	35370	LABOR, MAINTENANCE, AND AS-NEE	Fleet Operation Fund	815.04
2026-03-27	CLEARBLU ENVIRONMENTAL	00594795	35370	TAXABLE ITEMS (CONSUMABLES AND	Fleet Operation Fund	10.92
				Total for Payment No.:		825.96

Payment No: 732796

Payment Date	Vendor Name	Voucher No.	Invoice No.	Description	Fund Code	Amount Paid
2026-03-27	MEIDEN AMERICA	00594916	17710-03 UTILITY REFUND	UTILITY REFUND	General Fund	651.96
2026-03-27	MEIDEN AMERICA	00594917	17711-03 UTILITY REFUND	UTILITY REFUND	General Fund	167.63
				Total for Payment No.:		819.59

Payment No: 732938

Payment Date	Vendor Name	Voucher No.	Invoice No.	Description	Fund Code	Amount Paid
2026-03-27	WEST COAST SAND & GRAVEL INC	00593879	931897	TURFACE	General Fund	809.38
				Total for Payment No.:		809.38

Payment No: 000064

Payment Date	Vendor Name	Voucher No.	Invoice No.	Description	Fund Code	Amount Paid
2026-04-01	TIFCO INDUSTRIES	00594336	72172900	Parts/Tools V#Shop	Fleet Operation Fund	804.59
				Total for Payment No.:		804.59

Payment No: 036181

Payment Date	Vendor Name	Voucher No.	Invoice No.	Description	Fund Code	Amount Paid
2026-03-13	WAXIE SANITARY SUPPLY	00594185	83801421	JANITORIAL SUPPLIES	General Fund	795.19
				Total for Payment No.:		795.19

Payment No: 732782

Payment Date	Vendor Name	Voucher No.	Invoice No.	Description	Fund Code	Amount Paid
2026-03-27	IVAN SALVADOR HERNANDEZ	00594943	29701-02 UTILITY REFUND	UTILITY REFUND	General Fund	794.07
				Total for Payment No.:		794.07

Payment No: 732738

Payment Date	Vendor Name	Voucher No.	Invoice No.	Description	Fund Code	Amount Paid
2026-03-27	BELLECCI & ASSOCIATES INC	00594837	240053.00-15	BOWERS PARK PARKING LOT REHABI	Storm Drain	719.70
2026-03-27	BELLECCI & ASSOCIATES INC	00594837	240053.00-15	ADDITIONAL SERVICES.	Storm Drain	68.05
				Total for Payment No.:		787.75

Payment No: 036189

Payment Date	Vendor Name	Voucher No.	Invoice No.	Description	Fund Code	Amount Paid
2026-03-20	CITY OF SANTA CLARA UNIT 9	00594668	02/15/26-03/14/26	UNION DUES B2605 & B2606	Payroll Liability&ClearingAcct	780.00
				Total for Payment No.:		780.00

Payment No: 733035

Payment Date	Vendor Name	Voucher No.	Invoice No.	Description	Fund Code	Amount Paid
2026-04-02	THE SOURCING GROUP LLC	00594325	771548	DOORHANGERS	General Fund	774.96
				Total for Payment No.:		774.96

Payment No: 732992

Payment Date	Vendor Name	Voucher No.	Invoice No.	Description	Fund Code	Amount Paid
2026-04-02	HERITAGE LANDSCAPE SUPPLY	00594418	0025560425-001	SPLICE KITS / MARKING PAINT	General Fund	278.32
2026-04-02	HERITAGE LANDSCAPE SUPPLY	00594574	0025591919-002	AXE HANDLE	General Fund	34.11
2026-04-02	HERITAGE LANDSCAPE SUPPLY	00594576	0025591919-001	AXE HEAD	General Fund	19.53
2026-04-02	HERITAGE LANDSCAPE SUPPLY	00594580	0025591545-001	HAND TOOLS	General Fund	241.26
2026-04-02	HERITAGE LANDSCAPE SUPPLY	00594326	0025345375-001	MATERIALS - STORM	General Fund	94.22

Payment Date	Vendor Name	Voucher No.	Invoice No.	Description	Fund Code	Amount Paid
2026-04-02	HERITAGE LANDSCAPE SUPPLY	00594330	0025462541-001	MATERIALS - P&B	General Fund	106.72
				Total for Payment No.:		774.16

Payment No: 732445

Payment Date	Vendor Name	Voucher No.	Invoice No.	Description	Fund Code	Amount Paid
2026-03-13	REBECCA GARY	00594158	39603FEB2026	HAZMAT IC IST REIMB	General Fund	256.44
2026-03-13	REBECCA GARY	00594158	39603FEB2026	COMPANY OFFICER 2A IST REIMB	General Fund	514.93
				Total for Payment No.:		771.37

Payment No: 036406

Payment Date	Vendor Name	Voucher No.	Invoice No.	Description	Fund Code	Amount Paid
2026-04-02	SAITECH INC	00595423	261425	ADDITIONAL AS-NEEDED LICENSES	Information Technology Service	94.95
2026-04-02	SAITECH INC	00595422	261424	ADDITIONAL AS-NEEDED LICENSES	Information Technology Service	94.95
2026-04-02	SAITECH INC	00595424	261423	ADDITIONAL AS-NEEDED LICENSES	Information Technology Service	567.60
				Total for Payment No.:		757.50

Payment No: 732634

Payment Date	Vendor Name	Voucher No.	Invoice No.	Description	Fund Code	Amount Paid
2026-03-20	DARRYL PANG	00593642	260228SCPD	Polygraph for Peckham & Serran	General Fund	750.00
				Total for Payment No.:		750.00

Payment No: 732541

Payment Date	Vendor Name	Voucher No.	Invoice No.	Description	Fund Code	Amount Paid
2026-03-13	MALLORY SAFETY & SUPPLY LLC	00594126	6363920	SAFETY VESTS AND HARD HAT SWEA	Water Utility	747.50
				Total for Payment No.:		747.50

Payment No: 732574

Payment Date	Vendor Name	Voucher No.	Invoice No.	Description	Fund Code	Amount Paid
2026-03-13	WEST COAST CODE CONSULTANTS INC	00593872	226-01-004-01	PLAN REVIEW SERVICES	Building New Dvlpmnt Srvc Fee	742.00
				Total for Payment No.:		742.00

Payment No: 036214

Payment Date	Vendor Name	Voucher No.	Invoice No.	Description	Fund Code	Amount Paid
2026-03-20	DELL MARKETING LP	00594605	10864104826	COMPUTER EQUIPMENT - TAXABLE	General Fund	0.02
2026-03-20	DELL MARKETING LP	00594605	10864104826	COMPUTER EQUIPMENT - TAXABLE	General Fund	675.06
2026-03-20	DELL MARKETING LP	00594605	10864104826	COMPUTER EQUIPMENT - NON-TAXAB	General Fund	60.33
2026-03-20	DELL MARKETING LP	00594605	10864104826	ENVIRONMENTAL FEES	General Fund	5.00
				Total for Payment No.:		740.41

Payment No: 036120

Payment Date	Vendor Name	Voucher No.	Invoice No.	Description	Fund Code	Amount Paid
2026-03-13	BRUCE BARTON PUMP SERVICE INC	00593027	0119759-IN	POOL PUMP	General Fund	738.28
				Total for Payment No.:		738.28

Payment No: 732485

Payment Date	Vendor Name	Voucher No.	Invoice No.	Description	Fund Code	Amount Paid
2026-03-13	YANG, YANYING	00594082	47753-05 UTILITY REFUND	UTILITY REFUND	General Fund	708.30
				Total for Payment No.:		708.30

Payment No: 732923

Payment Date	Vendor Name	Voucher No.	Invoice No.	Description	Fund Code	Amount Paid
2026-03-27	SANTA CLARA WEEKLY	00594853	1250325	LEGAL ORDINANCE 2085	General Fund	700.00

Payment Date	Vendor Name	Voucher No.	Invoice No.	Description	Fund Code	Amount Paid
				Total for Payment No.:		700.00

Payment No: 732770

Payment Date	Vendor Name	Voucher No.	Invoice No.	Description	Fund Code	Amount Paid
2026-03-27	GREYSTAR LP - TASMAN EAST	00594968	61731-03 UTILITY REFUND	UTILITY REFUND	General Fund	698.81
				Total for Payment No.:		698.81

Payment No: 732946

Payment Date	Vendor Name	Voucher No.	Invoice No.	Description	Fund Code	Amount Paid
2026-04-02	FARALLON CONSULTING	00591132	0058611	AGREEMENT FOR HAZARDOUS SUBSTA	Public Buildings	691.50
				Total for Payment No.:		691.50

Payment No: 732937

Payment Date	Vendor Name	Voucher No.	Invoice No.	Description	Fund Code	Amount Paid
2026-03-27	WARD CLEAN AIR PRODUCTS	00594191	7760	SW VERSION 2.5 NO SMOKE CONTRO	General Fund	654.62
2026-03-27	WARD CLEAN AIR PRODUCTS	00594191	7760	SHIPPING	General Fund	29.46
				Total for Payment No.:		684.08

Payment No: 732812

Payment Date	Vendor Name	Voucher No.	Invoice No.	Description	Fund Code	Amount Paid
2026-03-27	RAINBOW DONUTS	00594947	31995-02 UTILITY REFUND	UTILITY REFUND	General Fund	682.61
				Total for Payment No.:		682.61

Payment No: 036348

Payment Date	Vendor Name	Voucher No.	Invoice No.	Description	Fund Code	Amount Paid
2026-03-27	WALLACE ROBERTS & TODD LLC	00594874	08841.01-0000029	Contingency	Parks And Recreation	680.00

Payment Date	Vendor Name	Voucher No.	Invoice No.	Description	Fund Code	Amount Paid
				Total for Payment No.:		680.00

Payment No: 000035

Payment Date	Vendor Name	Voucher No.	Invoice No.	Description	Fund Code	Amount Paid
2026-03-26	CINTAS CORP #630	00593832	4261696429	2026 MAR WATER UNIFORM SERVICE	Water Utility	470.71
2026-03-26	CINTAS CORP #630	00593832	4261696429	2026 MAR SEWER UNIFORM SERVICE	Sewer Utility	207.73
				Total for Payment No.:		678.44

Payment No: 036123

Payment Date	Vendor Name	Voucher No.	Invoice No.	Description	Fund Code	Amount Paid
2026-03-13	CINTAS CORP #630	00593192	4260218402	2026 FEB WATER UNIFORM SERVICE	Water Utility	479.34
2026-03-13	CINTAS CORP #630	00593192	4260218402	2026 FEB SEWER UNIFORM SERVICE	Sewer Utility	194.85
				Total for Payment No.:		674.19

Payment No: 732443

Payment Date	Vendor Name	Voucher No.	Invoice No.	Description	Fund Code	Amount Paid
2026-03-13	PERRAULT, EVERETT	00594167	29068JAN2026	TOOLS REIMBURSEMENT	Fleet Operation Fund	661.43
				Total for Payment No.:		661.43

Payment No: 732732

Payment Date	Vendor Name	Voucher No.	Invoice No.	Description	Fund Code	Amount Paid
2026-03-27	BAY AREA AIR QUALITY	00594163	T200305	26.2027 BROOKDA LE ANUAL RENEW	Water Utility	661.00
				Total for Payment No.:		661.00

Payment No: 036408

Payment Date	Vendor Name	Voucher No.	Invoice No.	Description	Fund Code	Amount Paid
2026-04-02	SMITH-EMERY OF SAN FRANCISCO,	00595218	739645-5	CHANGE ORDER #1 SPECIAL INSPEC	PW Capital Proj ManagementFund	658.16
				Total for Payment No.:		658.16

Payment No: 732735

Payment Date	Vendor Name	Voucher No.	Invoice No.	Description	Fund Code	Amount Paid
2026-03-27	BAY AREA AIR QUALITY	00594179	T200309	26.2027 LAWRENCE ANNUAL RENEWL	Water Utility	655.00
				Total for Payment No.:		655.00

Payment No: 732602

Payment Date	Vendor Name	Voucher No.	Invoice No.	Description	Fund Code	Amount Paid
2026-03-20	CA FRANCHISE TAX BOARD	00594681	03/1/26-03/14/26LF	WAGE ATTACHMENT B2606	Payroll Liability&ClearingAcct	650.00
				Total for Payment No.:		650.00

Payment No: 732954

Payment Date	Vendor Name	Voucher No.	Invoice No.	Description	Fund Code	Amount Paid
2026-04-02	CA FRANCHISE TAX BOARD	00595450	03/15/26-03/28/26LF	WAGE ATTACHMENT B2607	Payroll Liability&ClearingAcct	650.00
				Total for Payment No.:		650.00

Payment No: 732518

Payment Date	Vendor Name	Voucher No.	Invoice No.	Description	Fund Code	Amount Paid
2026-03-13	FERGUSON ENTERPRISES LLC	00593875	1914419	WRONG PARTS PO#32416	Water Utility	142.68
2026-03-13	FERGUSON ENTERPRISES LLC	00593880	CM159695	WRONG PARTS PO#32416 CREDIT	Water Utility	-142.68
2026-03-13	FERGUSON ENTERPRISES LLC	00593878	1914421	WRONG PRICE PO#32418	Water Utility	2,141.03
2026-03-13	FERGUSON ENTERPRISES LLC	00593883	CM159778	WRONG PRICE PO#32418	Water Utility	-2,141.03
2026-03-13	FERGUSON ENTERPRISES LLC	00593983	1916202	CLAMP, FULL CIRCLE, 10IN X 15I	Water Utility	637.29
				Total for Payment No.:		637.29

Payment No: 732509

Payment Date	Vendor Name	Voucher No.	Invoice No.	Description	Fund Code	Amount Paid
2026-03-13	DANA SAFETY SUPPLY, INC	00592911	7610693	Parts V#3775	Vehicle Replacement Fund	636.65
				Total for Payment No.:		636.65

Payment No: 036183

Payment Date	Vendor Name	Voucher No.	Invoice No.	Description	Fund Code	Amount Paid
2026-03-13	WESTERN STATES OIL CO	00593003	515881	PD Motors Entry	Fleet Operation Fund	633.07
				Total for Payment No.:		633.07

Payment No: 732689

Payment Date	Vendor Name	Voucher No.	Invoice No.	Description	Fund Code	Amount Paid
2026-03-20	SAN JOSE BOILER WORKS	00593739	INV5539	CENTRAL LIB	General Fund	76.61
2026-03-20	SAN JOSE BOILER WORKS	00593740	INV5432	CENTRAL LIB	General Fund	554.00
				Total for Payment No.:		630.61

Payment No: 732731

Payment Date	Vendor Name	Voucher No.	Invoice No.	Description	Fund Code	Amount Paid
2026-03-27	BAY AREA AIR QUALITY	00594161	T200306	26.2027 BENTON ANNUAL RENEWAL	Water Utility	630.00
				Total for Payment No.:		630.00

Payment No: 732803

Payment Date	Vendor Name	Voucher No.	Invoice No.	Description	Fund Code	Amount Paid
2026-03-27	OCHOA MANAGEMENT	00594924	19545-02 UTILITY REFUND	UTILITY REFUND	General Fund	628.16
				Total for Payment No.:		628.16

Payment No: 036365

Payment Date	Vendor Name	Voucher No.	Invoice No.	Description	Fund Code	Amount Paid
2026-04-02	CA DEPT OF JUSTICE	00594661	028664	Records	General Fund	138.00
2026-04-02	CA DEPT OF JUSTICE	00594661	028664	Levi	General Fund	132.00
2026-04-02	CA DEPT OF JUSTICE	00594661	028664	Recruiting	General Fund	326.00
2026-04-02	CA DEPT OF JUSTICE	00594661	028664	Crossing Guard	General Fund	32.00
				Total for Payment No.:		628.00

Payment No: 732736

Payment Date	Vendor Name	Voucher No.	Invoice No.	Description	Fund Code	Amount Paid
2026-03-27	BAY AREA AIR QUALITY	00594182	T200308	26.2027 POMEROY ANNUAL RENEWAL	Water Utility	624.00
				Total for Payment No.:		624.00

Payment No: 000034

Payment Date	Vendor Name	Voucher No.	Invoice No.	Description	Fund Code	Amount Paid
2026-03-26	BAKER SUPPLIES AND REPAIRS	00593772	944940	PARTS - V3737	Fleet Operation Fund	619.27
				Total for Payment No.:		619.27

Payment No: 732733

Payment Date	Vendor Name	Voucher No.	Invoice No.	Description	Fund Code	Amount Paid
2026-03-27	BAY AREA AIR QUALITY	00594166	T200307	26.2027 DE LA CRUZ ANUAL RENEW	Sewer Utility	618.00
				Total for Payment No.:		618.00

Payment No: 732482

Payment Date	Vendor Name	Voucher No.	Invoice No.	Description	Fund Code	Amount Paid
2026-03-13	TIC INVESTMENT COMPANY	00594092	80550-05 UTILITY REFUND	UTILITY REFUND	General Fund	613.44
				Total for Payment No.:		613.44

Payment No: 036304

Payment Date	Vendor Name	Voucher No.	Invoice No.	Description	Fund Code	Amount Paid
2026-03-27	GREEN HALO SYSTEMS	00595033	6379	OPTION 4: 5/1/25 - 4/30/26 WAS	Solid Waste Program	611.00
				Total for Payment No.:		611.00

Payment No: 036193

Payment Date	Vendor Name	Voucher No.	Invoice No.	Description	Fund Code	Amount Paid
2026-03-20	ACCEL AIR SYSTEMS, INC.	00594616	47537	PARKS	General Fund	605.00
				Total for Payment No.:		605.00

Payment No: 733029

Payment Date	Vendor Name	Voucher No.	Invoice No.	Description	Fund Code	Amount Paid
2026-04-02	STEVENS CREEK XPRESS CAR WASH	00594315	27-638	Detail V#3332	Fleet Operation Fund	300.00
				Total for Payment No.:		300.00

Payment No: 732587

Payment Date	Vendor Name	Voucher No.	Invoice No.	Description	Fund Code	Amount Paid
2026-03-20	MARIA LINH LE	00594387	29997FEB2026	LUNAR NEW YEAR EVENT REIMB	General Fund	600.00
				Total for Payment No.:		600.00

Payment No: 732744

Payment Date	Vendor Name	Voucher No.	Invoice No.	Description	Fund Code	Amount Paid
2026-03-27	PAUL POLACEK	00593942	32317MAR2026	IAPMO Certification Plumbing	Building New Dvlpmnt Srvc Fee	300.00
2026-03-27	PAUL POLACEK	00593942	32317MAR2026	IAPMO Certification Mechanical	Building New Dvlpmnt Srvc Fee	300.00
				Total for Payment No.:		600.00

Payment No: 000028

Payment Date	Vendor Name	Voucher No.	Invoice No.	Description	Fund Code	Amount Paid
2026-03-20	MUSSON THEATRICAL	00594519	INV2651	Incidental Theater Purchases v	General Fund	591.83
				Total for Payment No.:		591.83

Payment No: 732720

Payment Date	Vendor Name	Voucher No.	Invoice No.	Description	Fund Code	Amount Paid
2026-03-20	VERIZON WIRELESS	00593707	6136804243	CDD/BLDG DIV WIRELESS	Building New Dvlpmnt Srvc Fee	40.44
2026-03-20	VERIZON WIRELESS	00593707	6136804243	CDD WIRELESS	Building New Dvlpmnt Srvc Fee	242.64
2026-03-20	VERIZON WIRELESS	00593707	6136804243	DPW/STREET WIRELESS	General Fund	80.88
2026-03-20	VERIZON WIRELESS	00593707	6136804243	DPW/STREET WIRELESS	General Fund	81.84
2026-03-20	VERIZON WIRELESS	00593707	6136804243	DPW/STREET WIRELESS	General Fund	20.22
2026-03-20	VERIZON WIRELESS	00593707	6136804243	DPW/STREET WIRELESS	General Fund	20.22
2026-03-20	VERIZON WIRELESS	00593707	6136804243	CMO WIRELESS	General Fund	20.22
2026-03-20	VERIZON WIRELESS	00593707	6136804243	PARKS/SR CENTER WIRELESS	General Fund	41.40
2026-03-20	VERIZON WIRELESS	00593707	6136804243	WATER/SEWER DEPT WIRELESS	Sewer Utility	41.40
				Total for Payment No.:		589.26

Payment No: 732801

Payment Date	Vendor Name	Voucher No.	Invoice No.	Description	Fund Code	Amount Paid
2026-03-27	NATRON ENERGY INC	00594969	62046-07 UTILITY REFUND	UTILITY REFUND	General Fund	583.94
				Total for Payment No.:		583.94

Payment No: 732819

Payment Date	Vendor Name	Voucher No.	Invoice No.	Description	Fund Code	Amount Paid
2026-03-27	SEMLAR SCIENTIFIC INC	00594918	17738-06 UTILITY REFUND	UTILITY REFUND	General Fund	579.47
				Total for Payment No.:		579.47

Payment No: 732683

Payment Date	Vendor Name	Voucher No.	Invoice No.	Description	Fund Code	Amount Paid
2026-03-20	PINE CONE LUMBER CO	00593669	305723	LUMBER & ACESSORIES	General Fund	76.33
2026-03-20	PINE CONE LUMBER CO	00593669	305723	CA LPA 1%	General Fund	0.53
2026-03-20	PINE CONE LUMBER CO	00593315	305103	LUMBER	General Fund	294.27
2026-03-20	PINE CONE LUMBER CO	00593315	305103	TOOLS	General Fund	92.36
2026-03-20	PINE CONE LUMBER CO	00593315	305103	CA LPA 1.00%	General Fund	2.34
2026-03-20	PINE CONE LUMBER CO	00593317	305102	LUMBER	General Fund	96.37
2026-03-20	PINE CONE LUMBER CO	00593317	305102	CA LPA 1%	General Fund	0.88
				Total for Payment No.:		563.08

Payment No: 732772

Payment Date	Vendor Name	Voucher No.	Invoice No.	Description	Fund Code	Amount Paid
2026-03-27	GUERRA, LETICIA	00594965	51437-02 UTILITY REFUND	UTILITY REFUND	General Fund	562.22
				Total for Payment No.:		562.22

Payment No: 000030

Payment Date	Vendor Name	Voucher No.	Invoice No.	Description	Fund Code	Amount Paid
2026-03-20	SUNNYVALE FORD	00593531	271397	PARTS - V#3335	Fleet Operation Fund	164.40
2026-03-20	SUNNYVALE FORD	00593532	271517	PARTS - V#3300	Fleet Operation Fund	353.78
2026-03-20	SUNNYVALE FORD	00593531	271397	CORE PRICE	Fleet Operation Fund	35.00
				Total for Payment No.:		553.18

Payment No: 733017

Payment Date	Vendor Name	Voucher No.	Invoice No.	Description	Fund Code	Amount Paid
2026-04-02	SAFETY-KLEEN SYSTEMS INC	00594345	99273589	HAZMAT	Fleet Operation Fund	535.00
				Total for Payment No.:		535.00

Payment No: 036415

Payment Date	Vendor Name	Voucher No.	Invoice No.	Description	Fund Code	Amount Paid
2026-04-02	UNITY COURIER SERVICE INC	00594349	47746	LINK + DELIVERY	General Fund	262.48
2026-04-02	UNITY COURIER SERVICE INC	00594642	48208	LINK + DELIVERY	General Fund	271.14
				Total for Payment No.:		533.62

Payment No: 000062

Payment Date	Vendor Name	Voucher No.	Invoice No.	Description	Fund Code	Amount Paid
2026-04-01	SAN JOSE BMW	00594309	285235	Parts V# 3772 WO# 160532	Fleet Operation Fund	354.50
2026-04-01	SAN JOSE BMW	00594309	285235	Labor V# 3772 WO# 160532	Fleet Operation Fund	168.00
				Total for Payment No.:		522.50

Payment No: 036367

Payment Date	Vendor Name	Voucher No.	Invoice No.	Description	Fund Code	Amount Paid
2026-04-02	CFRA	00594278	INV151310	1241 AD PR	General Fund	505.00
				Total for Payment No.:		505.00

Payment No: 036251

Payment Date	Vendor Name	Voucher No.	Invoice No.	Description	Fund Code	Amount Paid
2026-03-20	PAN ASIAN PUBLICATIONS (USA) INC	00593595	U-18502	1241 AD BK	General Fund	501.91
				Total for Payment No.:		501.91

Payment No: 036210

Payment Date	Vendor Name	Voucher No.	Invoice No.	Description	Fund Code	Amount Paid
2026-03-20	CDH COUNSELING SERVICES, PLLC	00593666	714	CLIENT 1001 SESSIONS 1-2	General Fund	500.00
				Total for Payment No.:		500.00

Payment No: 732999

Payment Date	Vendor Name	Voucher No.	Invoice No.	Description	Fund Code	Amount Paid
2026-04-02	LC ACTION POLICE SUPPLY	00594537	485604	Outer Carrier Vest - Colla	General Fund	500.00

Payment Date	Vendor Name	Voucher No.	Invoice No.	Description	Fund Code	Amount Paid
				Total for Payment No.:		500.00

Payment No: 732914

Payment Date	Vendor Name	Voucher No.	Invoice No.	Description	Fund Code	Amount Paid
2026-03-27	PETRINOVICH PUGH & COMPANY LLP	00594743	408294	CONF AND CONSULT	Deposit Funds.	500.00
				Total for Payment No.:		500.00

Payment No: 732719

Payment Date	Vendor Name	Voucher No.	Invoice No.	Description	Fund Code	Amount Paid
2026-03-20	VERIZON WIRELESS	00593706	6136810069	MUNI SVCS WIRELESS	General Fund	499.35
				Total for Payment No.:		499.35

Payment No: 733015

Payment Date	Vendor Name	Voucher No.	Invoice No.	Description	Fund Code	Amount Paid
2026-04-02	REP NUT & BOLT GUY	00594436	40599	BUILDING HARDWARE	General Fund	498.69
				Total for Payment No.:		498.69

Payment No: 732524

Payment Date	Vendor Name	Voucher No.	Invoice No.	Description	Fund Code	Amount Paid
2026-03-13	HEARTS & BADGES FAMILY COUNSELING	00593188	1380-01	CLIENT 1380 SESSION 1-2 (2025)	General Fund	330.00
2026-03-13	HEARTS & BADGES FAMILY COUNSELING	00593188	1380-01	CLIENT 1380 SESSION 1 (2026)	General Fund	165.00
				Total for Payment No.:		495.00

Payment No: 732546

Payment Date	Vendor Name	Voucher No.	Invoice No.	Description	Fund Code	Amount Paid
2026-03-13	NAPA AUTO PARTS	00592974	070238	Parts V#Stock	Fleet Operation Fund	159.13
2026-03-13	NAPA AUTO PARTS	00592975	070311	Parts V#3359	Fleet Operation Fund	11.98

Payment Date	Vendor Name	Voucher No.	Invoice No.	Description	Fund Code	Amount Paid
2026-03-13	NAPA AUTO PARTS	00592982	069646	Parts V#2845	Fleet Operation Fund	68.18
2026-03-13	NAPA AUTO PARTS	00592983	070283	Parts V#3538	Fleet Operation Fund	17.35
2026-03-13	NAPA AUTO PARTS	00592981	069568	Parts V#Stock	Fleet Operation Fund	69.47
2026-03-13	NAPA AUTO PARTS	00593268	071189	PARTS - V3193	Fleet Operation Fund	37.05
2026-03-13	NAPA AUTO PARTS	00593269	071217	PARTS - V3576	Fleet Operation Fund	18.41
2026-03-13	NAPA AUTO PARTS	00593270	071610	PARTS - V3739	Fleet Operation Fund	16.46
2026-03-13	NAPA AUTO PARTS	00593001	070618	Parts V#3622	Fleet Operation Fund	59.39
2026-03-13	NAPA AUTO PARTS	00593002	070588	Parts V#3505	Fleet Operation Fund	21.58
2026-03-13	NAPA AUTO PARTS	00593244	071689	PARTS - V3500	Fleet Operation Fund	13.63
				Total for Payment No.:		492.63

Payment No: 000053

Payment Date	Vendor Name	Voucher No.	Invoice No.	Description	Fund Code	Amount Paid
2026-04-01	ALTEC INDUSTRIES INC	00594306	13482522	Parts V#3204	Fleet Operation Fund	286.84
2026-04-01	ALTEC INDUSTRIES INC	00594435	13482752	PARTS - V3701	Fleet Operation Fund	202.69
				Total for Payment No.:		489.53

Payment No: 000052

Payment Date	Vendor Name	Voucher No.	Invoice No.	Description	Fund Code	Amount Paid
2026-03-26	UNITED SITE SERVICES INC	00594160	114-14203802	CARMICHAEL RESTROOM RENTAL	General Fund	338.29
2026-03-26	UNITED SITE SERVICES INC	00594160	114-14203802	WEEKLY SERVICE	General Fund	150.00
				Total for Payment No.:		488.29

Payment No: 732618

Payment Date	Vendor Name	Voucher No.	Invoice No.	Description	Fund Code	Amount Paid
2026-03-20	BOETHING TREELAND FARMS	00593279	SI-1457723	ONE TREE AND FOUR PLANTS	Cemetery	486.06
				Total for Payment No.:		486.06

Payment No: 036138

Payment Date	Vendor Name	Voucher No.	Invoice No.	Description	Fund Code	Amount Paid
2026-03-13	GRANITE CONSTRUCTION CO	00593147	3144509	MATERIALS - STREET	General Fund	466.18
2026-03-13	GRANITE CONSTRUCTION CO	00593147	3144509	ENVIRONMENTAL FEE	General Fund	16.37
				Total for Payment No.:		482.55

Payment No: 732437

Payment Date	Vendor Name	Voucher No.	Invoice No.	Description	Fund Code	Amount Paid
2026-03-13	MEI NG	00593160	31151FEB2026	Civil PE License Renewal	Building New Dvlpmnt Srvc Fee	180.00
2026-03-13	MEI NG	00593162	31151FEB2026A	CASp Certification Renewal Fee	Building Fee Admin Retainage	300.00
				Total for Payment No.:		480.00

Payment No: 732446

Payment Date	Vendor Name	Voucher No.	Invoice No.	Description	Fund Code	Amount Paid
2026-03-13	RICHARD FITTING	00594180	1044JAN2026	DOW & INTERAGENCY SYMPOSIUM	General Fund	472.69
				Total for Payment No.:		472.69

Payment No: 732537

Payment Date	Vendor Name	Voucher No.	Invoice No.	Description	Fund Code	Amount Paid
2026-03-13	LEILA ZWELLING	00593190	4	CLIENT 9744 SESSIONS 5-6	General Fund	470.00
				Total for Payment No.:		470.00

Payment No: 036307

Payment Date	Vendor Name	Voucher No.	Invoice No.	Description	Fund Code	Amount Paid
2026-03-27	HI-TECH EMERGENCY VEHICLE SERVICE INC	00593910	183969	Parts V#3809	Fleet Operation Fund	461.12
				Total for Payment No.:		461.12

Payment No: 732757

Payment Date	Vendor Name	Voucher No.	Invoice No.	Description	Fund Code	Amount Paid
2026-03-27	CHOATE WANG	00594941	28073-12 UTILITY REFUND	UTILITY REFUND	General Fund	456.74
				Total for Payment No.:		456.74

Payment No: 732915

Payment Date	Vendor Name	Voucher No.	Invoice No.	Description	Fund Code	Amount Paid
2026-03-27	PINE CONE LUMBER CO	00593918	306118	LUMBER	General Fund	450.27
2026-03-27	PINE CONE LUMBER CO	00593918	306118	CA LPA 1.00%	General Fund	4.13
				Total for Payment No.:		454.40

Payment No: 732895

Payment Date	Vendor Name	Voucher No.	Invoice No.	Description	Fund Code	Amount Paid
2026-03-27	JENNIFER BYMUN LCSW	00593658	6878-3	CLIENT 6878 SESSIONS 3-4	General Fund	450.00
				Total for Payment No.:		450.00

Payment No: 732675

Payment Date	Vendor Name	Voucher No.	Invoice No.	Description	Fund Code	Amount Paid
2026-03-20	NINA REYNA LMFT	00593684	101-0126	CLIENT 101 SESSIONS 1-2	General Fund	450.00
				Total for Payment No.:		450.00

Payment No: 732504

Payment Date	Vendor Name	Voucher No.	Invoice No.	Description	Fund Code	Amount Paid
2026-03-13	CENTRALSQUARE TECHNOLOGIES,	00594013	458305	LUCITY EAM UPGRADE	General Fund	450.00
				Total for Payment No.:		450.00

Payment No: 732662

Payment Date	Vendor Name	Voucher No.	Invoice No.	Description	Fund Code	Amount Paid
2026-03-20	KAREN GOEHRING	00593668	9-5	CLIENT 9 SESSIONS 4-5	General Fund	450.00
				Total for Payment No.:		450.00

Payment No: 732746

Payment Date	Vendor Name	Voucher No.	Invoice No.	Description	Fund Code	Amount Paid
2026-03-27	SEAN M TRACY	00595052	40095MAR2026	COMPANY OFFICER 2C IST REIMB	General Fund	450.00
				Total for Payment No.:		450.00

Payment No: 732997

Payment Date	Vendor Name	Voucher No.	Invoice No.	Description	Fund Code	Amount Paid
2026-04-02	KAREN GOEHRING	00594604	9-6	CLIENT 9 SESSIONS 6-7	General Fund	450.00
				Total for Payment No.:		450.00

Payment No: 732988

Payment Date	Vendor Name	Voucher No.	Invoice No.	Description	Fund Code	Amount Paid
2026-04-02	FERNANDO CHAVEZ	00591644	42949JAN2026	Plumbing Permit	Building New Dvlpmnt Srvc Fee	255.20
2026-04-02	FERNANDO CHAVEZ	00591644	42949JAN2026	Electric Permit	Building New Dvlpmnt Srvc Fee	190.40
				Total for Payment No.:		445.60

Payment No: 732924

Payment Date	Vendor Name	Voucher No.	Invoice No.	Description	Fund Code	Amount Paid
2026-03-27	STANDARD PLUMBING SUPPLY CO	00593886	ACJT68	TOILET KIT	General Fund	442.99
				Total for Payment No.:		442.99

Payment No: 036125

Payment Date	Vendor Name	Voucher No.	Invoice No.	Description	Fund Code	Amount Paid
2026-03-13	COAST COUNTIES TRUCK	00592994	01268243P	Parts V#Stock	Fleet Operation Fund	229.83
2026-03-13	COAST COUNTIES TRUCK	00593252	01268444P	PARTS - V3357	Fleet Operation Fund	174.10
2026-03-13	COAST COUNTIES TRUCK	00593235	01268679P	PARTS - V3218	Fleet Operation Fund	30.96
				Total for Payment No.:		434.89

Payment No: 732971

Payment Date	Vendor Name	Voucher No.	Invoice No.	Description	Fund Code	Amount Paid
2026-04-02	BRINK'S INCORPORATED	00594298	5905598	EXCESS ITEM & LIABILITY CHARGE	General Fund	10.92
2026-04-02	BRINK'S INCORPORATED	00594300	7067871	EXCESS ITEMS CHARGE	General Fund	17.17
2026-04-02	BRINK'S INCORPORATED	00594302	8397611	EXCESS ITEM & LIABILITY CHARGE	General Fund	58.66
2026-04-02	BRINK'S INCORPORATED	00594305	13140604	ARMORED COURIER SERVICE	General Fund	347.76
				Total for Payment No.:		434.51

Payment No: 732904

Payment Date	Vendor Name	Voucher No.	Invoice No.	Description	Fund Code	Amount Paid
2026-03-27	NAPA AUTO PARTS	00593835	072683	PARTS - V3637	Fleet Operation Fund	45.27
2026-03-27	NAPA AUTO PARTS	00593834	072303	PARTS - V3669/3714	Fleet Operation Fund	70.84
2026-03-27	NAPA AUTO PARTS	00593821	073561	PARTS - V3629	Fleet Operation Fund	52.33
2026-03-27	NAPA AUTO PARTS	00593836	073087	PARTS - SHOP	Fleet Operation Fund	20.49
2026-03-27	NAPA AUTO PARTS	00593837	072957	PARTS - STOCK	Fleet Operation Fund	59.54
2026-03-27	NAPA AUTO PARTS	00593838	073142	PARTS - STOCK	Fleet Operation Fund	234.23
2026-03-27	NAPA AUTO PARTS	00593839	073146	CREDIT - INV 73142	Fleet Operation Fund	-54.62
				Total for Payment No.:		428.08

Payment No: 732787

Payment Date	Vendor Name	Voucher No.	Invoice No.	Description	Fund Code	Amount Paid
2026-03-27	JIDAN DUAN	00594952	42771-02 UTILITY REFUND	UTILITY REFUND	General Fund	425.14
				Total for Payment No.:		425.14

Payment No: 732674

Payment Date	Vendor Name	Voucher No.	Invoice No.	Description	Fund Code	Amount Paid
2026-03-20	NASTICH LAW, A PROFESSIONAL	00594513	1587	CHANGE ORDER 1: ADDITIONAL FUN	General Fund	425.00
				Total for Payment No.:		425.00

Payment No: 732976

Payment Date	Vendor Name	Voucher No.	Invoice No.	Description	Fund Code	Amount Paid
2026-04-02	CINCO BOOKS CORP	00594279	51329	1241 AD BK	General Fund	414.10
				Total for Payment No.:		414.10

Payment No: 732949

Payment Date	Vendor Name	Voucher No.	Invoice No.	Description	Fund Code	Amount Paid
2026-04-02	JENNA HUFFSTUTLER	00595228	33193MAR2026	CSAIA CONFERENCE REIMB	General Fund	404.13
				Total for Payment No.:		404.13

Payment No: 732706

Payment Date	Vendor Name	Voucher No.	Invoice No.	Description	Fund Code	Amount Paid
2026-03-20	THE SOURCING GROUP LLC	00593601	767101	Business Cards and Envelopes	General Fund	201.88
2026-03-20	THE SOURCING GROUP LLC	00593601	767101	Business Cards and Envelopes	General Fund	201.89
				Total for Payment No.:		403.77

Payment No: 732535

Payment Date	Vendor Name	Voucher No.	Invoice No.	Description	Fund Code	Amount Paid
2026-03-13	LAW ENFORCEMENT PSYCHOLOGICAL	00593219	35521	Psych Eval - Fernandez	General Fund	400.00
				Total for Payment No.:		400.00

Payment No: 732953

Payment Date	Vendor Name	Voucher No.	Invoice No.	Description	Fund Code	Amount Paid
2026-04-02	CA FRANCHISE TAX BOARD	00595448	03/15/26-03/28/26CF	WAGE ATTACHMENT B2607	Payroll Liability&ClearingAcct	396.89
				Total for Payment No.:		396.89

Payment No: 000045

Payment Date	Vendor Name	Voucher No.	Invoice No.	Description	Fund Code	Amount Paid
2026-03-26	MUSSON THEATRICAL	00594840	INV2719	Incidental Theater Purchases v	General Fund	313.08

Payment Date	Vendor Name	Voucher No.	Invoice No.	Description	Fund Code	Amount Paid
2026-03-26	MUSSON THEATRICAL	00595034	INV2761	Incidental Theater Purchases v	General Fund	78.57
				Total for Payment No.:		391.65

Payment No: 036354

Payment Date	Vendor Name	Voucher No.	Invoice No.	Description	Fund Code	Amount Paid
2026-04-02	INTL FIREFIGHTERS LOCAL 1171	00595442	03/01/26-03/28/26	RETIRED FIRE MED BENEFIT B2607	Payroll Liability&ClearingAcct	387.00
				Total for Payment No.:		387.00

Payment No: 732786

Payment Date	Vendor Name	Voucher No.	Invoice No.	Description	Fund Code	Amount Paid
2026-03-27	JIAN RUAN	00594979	71401-12 UTILITY REFUND	UTILITY REFUND	General Fund	386.82
				Total for Payment No.:		386.82

Payment No: 732544

Payment Date	Vendor Name	Voucher No.	Invoice No.	Description	Fund Code	Amount Paid
2026-03-13	MOUNTAIN VIEW GARDEN CENTER	00593198	119213	MATERIALS - P&B	General Fund	381.66
				Total for Payment No.:		381.66

Payment No: 732624

Payment Date	Vendor Name	Voucher No.	Invoice No.	Description	Fund Code	Amount Paid
2026-03-20	CCH INCORPORATED	00593599	4806360893	SHIPPING	General Fund	14.71
2026-03-20	CCH INCORPORATED	00593599	4806360893	1241 AD BK	General Fund	365.00
				Total for Payment No.:		379.71

Payment No: 733038

Payment Date	Vendor Name	Voucher No.	Invoice No.	Description	Fund Code	Amount Paid
2026-04-02	TURF STAR, INC.	00594335	INV141917	Parts V#3759	Fleet Operation Fund	378.12

Payment Date	Vendor Name	Voucher No.	Invoice No.	Description	Fund Code	Amount Paid
				Total for Payment No.:		378.12

Payment No: 732585

Payment Date	Vendor Name	Voucher No.	Invoice No.	Description	Fund Code	Amount Paid
2026-03-20	JACOB CONTRERAS	00594386	32435FEB2026	OFFICER 2B TRAINING REIMBURSEM	General Fund	375.00
				Total for Payment No.:		375.00

Payment No: 732651

Payment Date	Vendor Name	Voucher No.	Invoice No.	Description	Fund Code	Amount Paid
2026-03-20	HERITAGE LANDSCAPE SUPPLY	00593318	0025261568-001	TOOLS	General Fund	60.07
2026-03-20	HERITAGE LANDSCAPE SUPPLY	00593590	0025307647-001	FUSILADE	General Fund	105.34
2026-03-20	HERITAGE LANDSCAPE SUPPLY	00593663	0025282530-001	MATERIALS - P&B	General Fund	208.86
				Total for Payment No.:		374.27

Payment No: 732699

Payment Date	Vendor Name	Voucher No.	Invoice No.	Description	Fund Code	Amount Paid
2026-03-20	STEVENS CREEK CHEVROLET	00593528	243601	PARTS - V#3613	Fleet Operation Fund	371.74
				Total for Payment No.:		371.74

Payment No: 036281

Payment Date	Vendor Name	Voucher No.	Invoice No.	Description	Fund Code	Amount Paid
2026-03-27	BAY AREA DATA SUPPLY	00594192	208511	HP CF258A TONER	General Fund	371.03
				Total for Payment No.:		371.03

Payment No: 732597

Payment Date	Vendor Name	Voucher No.	Invoice No.	Description	Fund Code	Amount Paid
2026-03-20	US POSTAL SERVICE	00594521	2947JAN2026A	ANNUAL PERMIT RENEWAL FEE	General Fund	370.00
				Total for Payment No.:		370.00

Payment No: 732461

Payment Date	Vendor Name	Voucher No.	Invoice No.	Description	Fund Code	Amount Paid
2026-03-13	JEN-LUNG TSENG	00594100	79156-01 UTILITY REFUND C	UTILITY REFUND	General Fund	368.52
				Total for Payment No.:		368.52

Payment No: 732603

Payment Date	Vendor Name	Voucher No.	Invoice No.	Description	Fund Code	Amount Paid
2026-03-20	CA FRANCHISE TAX BOARD	00594682	03/1/26-03/14/26JP	WAGE ATTACHMENT B2606	Payroll Liability&ClearingAcct	365.18
				Total for Payment No.:		365.18

Payment No: 732769

Payment Date	Vendor Name	Voucher No.	Invoice No.	Description	Fund Code	Amount Paid
2026-03-27	GAEA GLOBAL TECHNOLOGIES	00594915	17705-17 UTILITY REFUND	UTILITY REFUND	General Fund	359.19
				Total for Payment No.:		359.19

Payment No: 732760

Payment Date	Vendor Name	Voucher No.	Invoice No.	Description	Fund Code	Amount Paid
2026-03-27	DANIELA GOMEZ	00594925	21302-19 UTILITY REFUND	UTILITY REFUND	General Fund	357.08
				Total for Payment No.:		357.08

Payment No: 732941

Payment Date	Vendor Name	Voucher No.	Invoice No.	Description	Fund Code	Amount Paid
2026-04-02	AFSHAN HAMID	00589337	42059NOV2025	PROFESSIONAL DEVELOPMENT	Building New Dvlpmnt Srvc Fee	225.93
2026-04-02	AFSHAN HAMID	00589337	42059NOV2025	PROFESSIONAL DEVELOPMENT	General Fund	72.84
2026-04-02	AFSHAN HAMID	00589337	42059NOV2025	PROFESSIONAL DEVELOPMENT	General Fund	56.02
				Total for Payment No.:		354.79

Payment No: 732704

Payment Date	Vendor Name	Voucher No.	Invoice No.	Description	Fund Code	Amount Paid
2026-03-20	TALK TO TAYLOR, LLC	00593674	20	CLIENT 001 SESSION 3-4	General Fund	350.00
				Total for Payment No.:		350.00

Payment No: 732930

Payment Date	Vendor Name	Voucher No.	Invoice No.	Description	Fund Code	Amount Paid
2026-03-27	TELEPATH CORPORATION	00593817	SI-269979	March WAVE Airtime	General Fund	350.00
				Total for Payment No.:		350.00

Payment No: 036207

Payment Date	Vendor Name	Voucher No.	Invoice No.	Description	Fund Code	Amount Paid
2026-03-20	CA DEPT OF JUSTICE	00593659	021732	Recruiting	General Fund	230.00
2026-03-20	CA DEPT OF JUSTICE	00593659	021732	Crossing Gd.	General Fund	32.00
2026-03-20	CA DEPT OF JUSTICE	00593659	021732	PAL/Records	General Fund	49.00
2026-03-20	CA DEPT OF JUSTICE	00593659	021732	Permits	General Fund	32.00
				Total for Payment No.:		343.00

Payment No: 036377

Payment Date	Vendor Name	Voucher No.	Invoice No.	Description	Fund Code	Amount Paid
2026-04-02	GARDENLAND POWER EQUIPMENT	00594421	1236710	ENGINE MAINTENANCE SUPPLIES	General Fund	339.88
				Total for Payment No.:		339.88

Payment No: 036411

Payment Date	Vendor Name	Voucher No.	Invoice No.	Description	Fund Code	Amount Paid
2026-04-02	TECHNOLOGY, ENGINEERING & CONSTRUCTION	00595197	214370	AST AND UST STORAGE TANK SCHED	Fleet Operation Fund	334.36
				Total for Payment No.:		334.36

Payment No: W26215

Payment Date	Vendor Name	Voucher No.	Invoice No.	Description	Fund Code	Amount Paid
2026-04-02	MISSIONSQUARE RETIREMENT	00595447	03/15/26-03/28/26	WT: B2607 401 (A) PLAN CONTRIB	Fringe Benefits	330.77
				Total for Payment No.:		330.77

Payment No: W26205

Payment Date	Vendor Name	Voucher No.	Invoice No.	Description	Fund Code	Amount Paid
2026-03-20	MISSIONSQUARE RETIREMENT	00594678	03/01/26-03/14/26	WT: B2606 401 (A) PLAN CONTRIB	Fringe Benefits	330.77
				Total for Payment No.:		330.77

Payment No: 000038

Payment Date	Vendor Name	Voucher No.	Invoice No.	Description	Fund Code	Amount Paid
2026-03-26	DUNN-EDWARDS CORP	00593882	2011A34704	PAINT SUPPLIES	General Fund	93.55
2026-03-26	DUNN-EDWARDS CORP	00593884	2011A33994	PAINT SUPPLIES	General Fund	236.94
				Total for Payment No.:		330.49

Payment No: 732806

Payment Date	Vendor Name	Voucher No.	Invoice No.	Description	Fund Code	Amount Paid
2026-03-27	PELIO 650 WALSH LLC	00594922	18404-16 UTILITY REFUND	UTILITY REFUND	General Fund	327.65
				Total for Payment No.:		327.65

Payment No: 036283

Payment Date	Vendor Name	Voucher No.	Invoice No.	Description	Fund Code	Amount Paid
2026-03-27	BELL ELECTRICAL SUPPLY, INC.	00594262	5904729	PD ELECTRICAL	General Fund	325.63
				Total for Payment No.:		325.63

Payment No: 732448

Payment Date	Vendor Name	Voucher No.	Invoice No.	Description	Fund Code	Amount Paid
2026-03-13	THIEN-PHU V NGO	00593823	40591FEB2026	HAZMAT REIMBURSEMENT	General Fund	325.00
				Total for Payment No.:		325.00

Payment No: 732598

Payment Date	Vendor Name	Voucher No.	Invoice No.	Description	Fund Code	Amount Paid
2026-03-20	VIET DUONG	00594385	39599FEB2026	HAZMAT REIMBURSEMENT	General Fund	325.00
				Total for Payment No.:		325.00

Payment No: 732499

Payment Date	Vendor Name	Voucher No.	Invoice No.	Description	Fund Code	Amount Paid
2026-03-13	BAKER SUPPLIES AND REPAIRS	00593251	944871	PARTS - V3737	Fleet Operation Fund	319.27
				Total for Payment No.:		319.27

Payment No: 733042

Payment Date	Vendor Name	Voucher No.	Invoice No.	Description	Fund Code	Amount Paid
2026-04-02	WESTERN TRUCK FAB	00594474	28212	PARTS - V3410	Fleet Operation Fund	316.75
				Total for Payment No.:		316.75

Payment No: 732805

Payment Date	Vendor Name	Voucher No.	Invoice No.	Description	Fund Code	Amount Paid
2026-03-27	PCID LLC	00594921	18003-09 UTILITY REFUND	UTILITY REFUND	General Fund	315.62
				Total for Payment No.:		315.62

Payment No: 036329

Payment Date	Vendor Name	Voucher No.	Invoice No.	Description	Fund Code	Amount Paid
2026-03-27	PENINSULA BUILDING MATERIALS	00594155	279350	WHITE SAND	General Fund	311.01
				Total for Payment No.:		311.01

Payment No: 733040

Payment Date	Vendor Name	Voucher No.	Invoice No.	Description	Fund Code	Amount Paid
2026-04-02	UNIQUE TOWING	00594612	289014	tow fees	General Fund	310.00
				Total for Payment No.:		310.00

Payment No: 732730

Payment Date	Vendor Name	Voucher No.	Invoice No.	Description	Fund Code	Amount Paid
2026-03-20	ZOLL DATA SYSTEMS INC	00593655	INV00222815	MONTHLY MAINTENANCE 04/2026	General Fund	309.23
				Total for Payment No.:		309.23

Payment No: 732996

Payment Date	Vendor Name	Voucher No.	Invoice No.	Description	Fund Code	Amount Paid
2026-04-02	JOHNSTONE SUPPLY	00594715	25-S101176487.001	SUPPLIES	General Fund	307.33
				Total for Payment No.:		307.33

Payment No: 732981

Payment Date	Vendor Name	Voucher No.	Invoice No.	Description	Fund Code	Amount Paid
2026-04-02	D&M TRAFFIC SERVICES	00594329	578272	MATERIALS - STORM	General Fund	305.55
				Total for Payment No.:		305.55

Payment No: 036341

Payment Date	Vendor Name	Voucher No.	Invoice No.	Description	Fund Code	Amount Paid
2026-03-27	STEVE ERNST	00594764	18429MAR2026	CRASH DATA RETRIEVAL KIA/TESLA	General Fund	301.00
				Total for Payment No.:		301.00

Payment No: 732526

Payment Date	Vendor Name	Voucher No.	Invoice No.	Description	Fund Code	Amount Paid
2026-03-13	HERITAGE LANDSCAPE SUPPLY GROUP INC	00593226	0024734399-001	MATERIALS - TREE	General Fund	300.21
				Total for Payment No.:		300.21

Payment No: 036204

Payment Date	Vendor Name	Voucher No.	Invoice No.	Description	Fund Code	Amount Paid
2026-03-20	BAY AREA PL SERVICES	00593730	21146A	PHLEBOTOMIST (UNBILLED)	General Fund	300.00
				Total for Payment No.:		300.00

Payment No: 732935

Payment Date	Vendor Name	Voucher No.	Invoice No.	Description	Fund Code	Amount Paid
2026-03-27	VERIZON WIRELESS	00593929	9022425457	PKU/Ping	General Fund	300.00
				Total for Payment No.:		300.00

Payment No: 732600

Payment Date	Vendor Name	Voucher No.	Invoice No.	Description	Fund Code	Amount Paid
2026-03-20	XIAOJING LI	00593476	39480FEB2026	CASp Certification Renewal Fee	Building Fee Admin Retainage	300.00
				Total for Payment No.:		300.00

Payment No: 732932

Payment Date	Vendor Name	Voucher No.	Invoice No.	Description	Fund Code	Amount Paid
2026-03-27	TRIANGLE FASTENER CORPORATION	00594021	25016342-00	BOLTS	General Fund	163.69
2026-03-27	TRIANGLE FASTENER CORPORATION	00594020	25016276-00	SCREWS	General Fund	134.86
				Total for Payment No.:		298.55

Payment No: 036231

Payment Date	Vendor Name	Voucher No.	Invoice No.	Description	Fund Code	Amount Paid
2026-03-20	IMAGE SALES INC	00593199	0079832-IN	SHIPPING	General Fund	28.37
2026-03-20	IMAGE SALES INC	00593199	0079832-IN	EVOLIS PRINTER CARD2 RIBBONS	General Fund	268.14
				Total for Payment No.:		296.51

Payment No: 036139

Payment Date	Vendor Name	Voucher No.	Invoice No.	Description	Fund Code	Amount Paid
2026-03-13	GRANITE ROCK CO #29145	00593946	2274435	AS-NEEDED AGGREGATE MATERIALS	Water Utility	29.21
2026-03-13	GRANITE ROCK CO #29145	00593946	2274435	AS-NEEDED AGGREGATE MATERIALS	Water Utility	29.21
2026-03-13	GRANITE ROCK CO #29145	00593946	2274435	AS-NEEDED AGGREGATE	Water Utility	145.98

Payment Date	Vendor Name	Voucher No.	Invoice No.	Description	Fund Code	Amount Paid
				MATERIALS	Construction	
2026-03-13	GRANITE ROCK CO #29145	00593946	2274435	AS-NEEDED AGGREGATE MATERIALS	Sewer Utility	29.21
				Total for Payment No.:		233.61

Payment No: 732821

Payment Date	Vendor Name	Voucher No.	Invoice No.	Description	Fund Code	Amount Paid
2026-03-27	SON, SEOYOUNG	00594992	78964-06 UTILITY REFUND	UTILITY REFUND	General Fund	291.13
				Total for Payment No.:		291.13

Payment No: 036291

Payment Date	Vendor Name	Voucher No.	Invoice No.	Description	Fund Code	Amount Paid
2026-03-27	COAST COUNTIES TRUCK	00593773	01269166P	PARTS - V3255	Fleet Operation Fund	51.90
2026-03-27	COAST COUNTIES TRUCK	00593774	01269152P	PARTS - V3640	Fleet Operation Fund	89.26
2026-03-27	COAST COUNTIES TRUCK	00593774	01269152P	FREIGHT INBOUND	Fleet Operation Fund	55.00
2026-03-27	COAST COUNTIES TRUCK	00593887	01268722P	Parts V#3255	Fleet Operation Fund	93.02
				Total for Payment No.:		289.18

Payment No: 036403

Payment Date	Vendor Name	Voucher No.	Invoice No.	Description	Fund Code	Amount Paid
2026-04-02	PENINSULA BUILDING MATERIALS	00594327	277639	MATERIALS - STORM	General Fund	283.73
				Total for Payment No.:		283.73

Payment No: 732455

Payment Date	Vendor Name	Voucher No.	Invoice No.	Description	Fund Code	Amount Paid
2026-03-13	BAILEY, VIRGINIA	00594101	83047-01 UTILITY REFUND A	UTILITY REFUND	General Fund	273.94
				Total for Payment No.:		273.94

Payment No: 732646

Payment Date	Vendor Name	Voucher No.	Invoice No.	Description	Fund Code	Amount Paid
2026-03-20	FERGUSON ENTERPRISES LLC	00594466	1918782	Discnt-TUBING, COPPER, 1IN, RI	Water Utility	162.60
2026-03-20	FERGUSON ENTERPRISES LLC	00594466	1918782	Discnt - TUBING, COPPER, 3/4IN	Water Utility	110.65
				Total for Payment No.:		273.25

Payment No: 732725

Payment Date	Vendor Name	Voucher No.	Invoice No.	Description	Fund Code	Amount Paid
2026-03-20	WEST COAST SAND & GRAVEL INC	00589515	908178	SANDY TOPSOIL	General Fund	266.60
				Total for Payment No.:		266.60

Payment No: 732950

Payment Date	Vendor Name	Voucher No.	Invoice No.	Description	Fund Code	Amount Paid
2026-04-02	METLIFE INDIVIDUAL LONG TERM	00595440	19647956APR2026	BIWEEKLY PR METLIFE B2607	Payroll Liability&ClearingAcct	266.60
				Total for Payment No.:		266.60

Payment No: 732472

Payment Date	Vendor Name	Voucher No.	Invoice No.	Description	Fund Code	Amount Paid
2026-03-13	MOLLY WELTER	00594085	55594-01 UTILITY REFUND	UTILITY REFUND	General Fund	263.18
				Total for Payment No.:		263.18

Payment No: 036179

Payment Date	Vendor Name	Voucher No.	Invoice No.	Description	Fund Code	Amount Paid
2026-03-13	UNITY COURIER SERVICE INC	00593141	46761	LINK + DELIVERY	General Fund	262.48
				Total for Payment No.:		262.48

Payment No: 036265

Payment Date	Vendor Name	Voucher No.	Invoice No.	Description	Fund Code	Amount Paid
2026-03-20	UNITY COURIER SERVICE INC	00593682	47245	LINK + DELIVERY	General Fund	262.48

Payment Date	Vendor Name	Voucher No.	Invoice No.	Description	Fund Code	Amount Paid
				Total for Payment No.:		262.48

Payment No: 732989

Payment Date	Vendor Name	Voucher No.	Invoice No.	Description	Fund Code	Amount Paid
2026-04-02	FLEETPRIDE, INC.	00594450	132578170	PARTS - STOCK	Fleet Operation Fund	196.17
2026-04-02	FLEETPRIDE, INC.	00594453	132981541	PARTS - V3410	Fleet Operation Fund	53.91
2026-04-02	FLEETPRIDE, INC.	00594446	132933696	PARTS - V3410	Fleet Operation Fund	12.10
				Total for Payment No.:		262.18

Payment No: 732768

Payment Date	Vendor Name	Voucher No.	Invoice No.	Description	Fund Code	Amount Paid
2026-03-27	FUEL GOOD LLC	00594948	33702-02 UTILITY REFUND	UTILITY REFUND	General Fund	261.89
				Total for Payment No.:		261.89

Payment No: 732630

Payment Date	Vendor Name	Voucher No.	Invoice No.	Description	Fund Code	Amount Paid
2026-03-20	CRIME SCENE CLEANERS INC	00593728	96992	clean car and mat	General Fund	260.00
				Total for Payment No.:		260.00

Payment No: 732539

Payment Date	Vendor Name	Voucher No.	Invoice No.	Description	Fund Code	Amount Paid
2026-03-13	LINCOLN AQUATICS	00593028	36176536	FREIGHT	General Fund	11.67
2026-03-13	LINCOLN AQUATICS	00593028	36176536	3/8" CONNECTING NUT	General Fund	248.15
				Total for Payment No.:		259.82

Payment No: 732670

Payment Date	Vendor Name	Voucher No.	Invoice No.	Description	Fund Code	Amount Paid
2026-03-20	MARY HAMILTON	00575806	41887APR2025	reimbursement - foundation fee	Cemetery	252.00

Payment Date	Vendor Name	Voucher No.	Invoice No.	Description	Fund Code	Amount Paid
				Total for Payment No.:		252.00

Payment No: 732814

Payment Date	Vendor Name	Voucher No.	Invoice No.	Description	Fund Code	Amount Paid
2026-03-27	RINA FUJIWARA	00594984	73035-21 UTILITY REFUND	UTILITY REFUND	General Fund	250.86
				Total for Payment No.:		250.86

Payment No: 036322

Payment Date	Vendor Name	Voucher No.	Invoice No.	Description	Fund Code	Amount Paid
2026-03-27	MT TIRE SERVICE, LLC	00594807	38329	TIRE MAINTENANCE AND REPAIR SE	Fleet Operation Fund	60.00
2026-03-27	MT TIRE SERVICE, LLC	00594808	38330	TIRE MAINTENANCE AND REPAIR SE	Fleet Operation Fund	45.00
2026-03-27	MT TIRE SERVICE, LLC	00594809	38332	TIRE MAINTENANCE AND REPAIR SE	Fleet Operation Fund	90.00
2026-03-27	MT TIRE SERVICE, LLC	00594810	38947	TIRE MAINTENANCE AND REPAIR SE	Fleet Operation Fund	50.00
				Total for Payment No.:		245.00

Payment No: 732717

Payment Date	Vendor Name	Voucher No.	Invoice No.	Description	Fund Code	Amount Paid
2026-03-20	VERIZON WIRELESS	00593704	6136819415	FIRE EMS WIRELESS	General Fund	242.46
				Total for Payment No.:		242.46

Payment No: 732430

Payment Date	Vendor Name	Voucher No.	Invoice No.	Description	Fund Code	Amount Paid
2026-03-13	JORDAN FACHKO	00593962	24595JAN2026	REIMB FOR CATO 2025	General Fund	239.02
				Total for Payment No.:		239.02

Payment No: 732607

Payment Date	Vendor Name	Voucher No.	Invoice No.	Description	Fund Code	Amount Paid
2026-03-20	VEHICLE REGISTRATION	00594687	03/1/26-03/14/26DL	WAGE ATTACHMENT B2606	Payroll Liability&ClearingAcct	235.00
				Total for Payment No.:		235.00

Payment No: 732884

Payment Date	Vendor Name	Voucher No.	Invoice No.	Description	Fund Code	Amount Paid
2026-03-27	GP SPORTS	00593506	37497	PARTS - V#STAD018 WO#160136	Fleet Operation Fund	34.89
2026-03-27	GP SPORTS	00593506	37497	LABOR - V#STAD018 WO#160136	Fleet Operation Fund	200.00
				Total for Payment No.:		234.89

Payment No: 732456

Payment Date	Vendor Name	Voucher No.	Invoice No.	Description	Fund Code	Amount Paid
2026-03-13	CRAIG SATO	00594099	85472-01 UTILITY REFUND A	UTILITY REFUND	General Fund	228.56
				Total for Payment No.:		228.56

Payment No: 732534

Payment Date	Vendor Name	Voucher No.	Invoice No.	Description	Fund Code	Amount Paid
2026-03-13	JENNIFER BYMUN LCSW	00593189	6878-2	CLIENT 6878 SESSION 2	General Fund	225.00
				Total for Payment No.:		225.00

Payment No: 732994

Payment Date	Vendor Name	Voucher No.	Invoice No.	Description	Fund Code	Amount Paid
2026-04-02	JENNIFER BYMUN LCSW	00594602	6878-4	CLIENT 6878 SESSION 5	General Fund	225.00
				Total for Payment No.:		225.00

Payment No: 732797

Payment Date	Vendor Name	Voucher No.	Invoice No.	Description	Fund Code	Amount Paid
2026-03-27	METRO PCS INC	00594978	71032-01 UTILITY REFUND	UTILITY REFUND	General Fund	223.46

Payment Date	Vendor Name	Voucher No.	Invoice No.	Description	Fund Code	Amount Paid
				Total for Payment No.:		223.46

Payment No: 732454

Payment Date	Vendor Name	Voucher No.	Invoice No.	Description	Fund Code	Amount Paid
2026-03-13	ATMECS GLOBAL INC	00594073	17509-04 UTILITY REFUND	UTILITY REFUND	General Fund	223.22
				Total for Payment No.:		223.22

Payment No: 732463

Payment Date	Vendor Name	Voucher No.	Invoice No.	Description	Fund Code	Amount Paid
2026-03-13	JET MECHANICAL INC	00594071	15950-04 UTILITY REFUND	UTILITY REFUND	General Fund	221.64
				Total for Payment No.:		221.64

Payment No: 732508

Payment Date	Vendor Name	Voucher No.	Invoice No.	Description	Fund Code	Amount Paid
2026-03-13	CORE & MAIN LP	00593792	Y477827	BALL VALVE, 3/4IN. FORD B11-33	Water Utility	221.60
				Total for Payment No.:		221.60

Payment No: 732696

Payment Date	Vendor Name	Voucher No.	Invoice No.	Description	Fund Code	Amount Paid
2026-03-20	SHREDLOGIX INC	00594634	28265	SHREDDING SERVICES	General Fund	72.00
2026-03-20	SHREDLOGIX INC	00594634	28265	SHREDDING SERVICES	General Fund	72.00
2026-03-20	SHREDLOGIX INC	00594634	28265	SHREDDING SERVICES	General Fund	36.00
2026-03-20	SHREDLOGIX INC	00594634	28265	SHREDDING SERVICES	General Fund	36.00
				Total for Payment No.:		216.00

Payment No: 732414

Payment Date	Vendor Name	Voucher No.	Invoice No.	Description	Fund Code	Amount Paid
2026-03-13	ANTHONY PIANTO	00593959	27682JAN2026	REIMB FOR CATO 2025	General Fund	208.25
				Total for Payment No.:		208.25

Payment No: 732419

Payment Date	Vendor Name	Voucher No.	Invoice No.	Description	Fund Code	Amount Paid
2026-03-13	CESAR RODRIGUEZ	00593961	33164JAN2026	REIMB FOR CATO 2025	General Fund	208.25
				Total for Payment No.:		208.25

Payment No: 732591

Payment Date	Vendor Name	Voucher No.	Invoice No.	Description	Fund Code	Amount Paid
2026-03-20	PAULINA MORALES	00594531	42056MAR2026	CAL CITIES TRAVEL REIMBURSEMEN	General Fund	204.47
				Total for Payment No.:		204.47

Payment No: 036316

Payment Date	Vendor Name	Voucher No.	Invoice No.	Description	Fund Code	Amount Paid
2026-03-27	LEHR	00593805	SI129892	PARTS - V3826	Vehicle Replacement Fund	202.07
				Total for Payment No.:		202.07

Payment No: 732700

Payment Date	Vendor Name	Voucher No.	Invoice No.	Description	Fund Code	Amount Paid
2026-03-20	STEVENS CREEK XPRESS CAR WASH	00593529	27-622	LABOR - V#2871 WO#160312	Fleet Operation Fund	200.00
				Total for Payment No.:		200.00

Payment No: 732450

Payment Date	Vendor Name	Voucher No.	Invoice No.	Description	Fund Code	Amount Paid
2026-03-13	TYLER DURAN	00593971	33186JAN2026	REIMB FOR CATO 2025	General Fund	199.25
				Total for Payment No.:		199.25

Payment No: 732648

Payment Date	Vendor Name	Voucher No.	Invoice No.	Description	Fund Code	Amount Paid
2026-03-20	GYM DOCTORS	00593657	00177392	SERVICE CALL FOR STATION 3	General Fund	199.00
				Total for Payment No.:		199.00

Payment No: 732594

Payment Date	Vendor Name	Voucher No.	Invoice No.	Description	Fund Code	Amount Paid
2026-03-20	ROGELIO GUTIERREZ	00593584	9014MAR2026	REIMBURSEMENT FOR COURT	General Fund	197.22
				Total for Payment No.:		197.22

Payment No: 732476

Payment Date	Vendor Name	Voucher No.	Invoice No.	Description	Fund Code	Amount Paid
2026-03-13	QUYNH NGUYEN	00594079	37093-04 UTILITY REFUND	UTILITY REFUND	General Fund	196.35
				Total for Payment No.:		196.35

Payment No: 733000

Payment Date	Vendor Name	Voucher No.	Invoice No.	Description	Fund Code	Amount Paid
2026-04-02	LINCOLN AQUATICS	00594420	36177830	CHLORINE NEUTRALIZER	General Fund	192.66
				Total for Payment No.:		192.66

Payment No: 732681

Payment Date	Vendor Name	Voucher No.	Invoice No.	Description	Fund Code	Amount Paid
2026-03-20	PEACE OFFICERS RESEARCH ASSOC OF CA	00593732	886068	member dues	General Fund	192.00
				Total for Payment No.:		192.00

Payment No: 732684

Payment Date	Vendor Name	Voucher No.	Invoice No.	Description	Fund Code	Amount Paid
2026-03-20	QUADIENT FINANCE USA INC	00594489	17935193	POSTAGE METER SUPPLIES	General Fund	191.79
				Total for Payment No.:		191.79

Payment No: 732428

Payment Date	Vendor Name	Voucher No.	Invoice No.	Description	Fund Code	Amount Paid
2026-03-13	GREG DEGER	00594171	17266JAN2026	DOW & INTERAGENCY SYMPOSIUM	General Fund	189.75
				Total for Payment No.:		189.75

Payment No: 036351

Payment Date	Vendor Name	Voucher No.	Invoice No.	Description	Fund Code	Amount Paid
2026-03-27	WESTERN STATES OIL CO	00593877	516401	Fuel V#P.D. MotorsEntry	Fleet Operation Fund	177.86
				Total for Payment No.:		177.86

Payment No: 732593

Payment Date	Vendor Name	Voucher No.	Invoice No.	Description	Fund Code	Amount Paid
2026-03-20	RICHARD FITTING	00594382	1044FEB2026	NORTHCOM SUMMIT REIMB	General Fund	174.75
				Total for Payment No.:		174.75

Payment No: 732850

Payment Date	Vendor Name	Voucher No.	Invoice No.	Description	Fund Code	Amount Paid
2026-03-27	AMAZON CAPITAL SERVICES, INC.	00594028	1FRD-C7M4-GTDR	1241 AD DVD	General Fund	61.60
2026-03-27	AMAZON CAPITAL SERVICES, INC.	00594028	1FRD-C7M4-GTDR	SUPPLIES	General Fund	112.14
				Total for Payment No.:		173.74

Payment No: 732766

Payment Date	Vendor Name	Voucher No.	Invoice No.	Description	Fund Code	Amount Paid
2026-03-27	ELENA TOMOVA	00594908	12622-24 UTILITY REFUND	UTILITY REFUND	General Fund	172.91
				Total for Payment No.:		172.91

Payment No: 036133

Payment Date	Vendor Name	Voucher No.	Invoice No.	Description	Fund Code	Amount Paid
2026-03-13	GARDENLAND POWER EQUIPMENT	00593193	1231571	PARTS - STREET	General Fund	70.42

Payment Date	Vendor Name	Voucher No.	Invoice No.	Description	Fund Code	Amount Paid
2026-03-13	GARDENLAND POWER EQUIPMENT	00593193	1231571	LABOR - STREET	General Fund	94.24
				Total for Payment No.:		164.66

Payment No: 732475

Payment Date	Vendor Name	Voucher No.	Invoice No.	Description	Fund Code	Amount Paid
2026-03-13	NIRMAL SANDHU	00594097	89457-02 UTILITY REFUND	UTILITY REFUND	General Fund	164.41
				Total for Payment No.:		164.41

Payment No: 732465

Payment Date	Vendor Name	Voucher No.	Invoice No.	Description	Fund Code	Amount Paid
2026-03-13	JUNE JUNG, MYUNG	00594090	79514-05 UTILITY REFUND	UTILITY REFUND	General Fund	159.43
				Total for Payment No.:		159.43

Payment No: 036167

Payment Date	Vendor Name	Voucher No.	Invoice No.	Description	Fund Code	Amount Paid
2026-03-13	SAN JOSE MAILING	00593253	8543	TRAFFIC CALMING MAILINGS	Streets and Highways Capital F	159.23
				Total for Payment No.:		159.23

Payment No: 732776

Payment Date	Vendor Name	Voucher No.	Invoice No.	Description	Fund Code	Amount Paid
2026-03-27	HIEU NGUYEN	00594958	45147-11 UTILITY REFUND	UTILITY REFUND	General Fund	156.19
				Total for Payment No.:		156.19

Payment No: 732562

Payment Date	Vendor Name	Voucher No.	Invoice No.	Description	Fund Code	Amount Paid
2026-03-13	STANDARD PLUMBING SUPPLY CO	00593030	ABDL52	PVC FITTINGS	General Fund	153.10

Payment Date	Vendor Name	Voucher No.	Invoice No.	Description	Fund Code	Amount Paid
				Total for Payment No.:		153.10

Payment No: 732830

Payment Date	Vendor Name	Voucher No.	Invoice No.	Description	Fund Code	Amount Paid
2026-03-27	YUICHI TADA	00594988	76531-04 UTILITY REFUND	UTILITY REFUND	General Fund	152.32
				Total for Payment No.:		152.32

Payment No: 732740

Payment Date	Vendor Name	Voucher No.	Invoice No.	Description	Fund Code	Amount Paid
2026-03-27	DAN LEVEQUE	00593850	37664MAR2026	ICC Inspector cert. renewal	Building New Dvlpmnt Srvc Fee	150.00
				Total for Payment No.:		150.00

Payment No: 732604

Payment Date	Vendor Name	Voucher No.	Invoice No.	Description	Fund Code	Amount Paid
2026-03-20	CA FRANCHISE TAX BOARD	00594684	03/1/26-03/14/26MR	WAGE ATTACHMENT B2606	Payroll Liability&ClearingAcct	150.00
				Total for Payment No.:		150.00

Payment No: 732955

Payment Date	Vendor Name	Voucher No.	Invoice No.	Description	Fund Code	Amount Paid
2026-04-02	CA FRANCHISE TAX BOARD	00595451	03/15/26-03/28/26MR	WAGE ATTACHMENT B2607	Payroll Liability&ClearingAcct	150.00
				Total for Payment No.:		150.00

Payment No: 732659

Payment Date	Vendor Name	Voucher No.	Invoice No.	Description	Fund Code	Amount Paid
2026-03-20	JIAHAN HONG	00593290	43104FEB2026	BLD Technology Fee	General Fund	4.85
2026-03-20	JIAHAN HONG	00593290	43104FEB2026	BLD PT Site Clearance - Minor	General Fund	144.00

Payment Date	Vendor Name	Voucher No.	Invoice No.	Description	Fund Code	Amount Paid
				Total for Payment No.:		148.85

Payment No: 732658

Payment Date	Vendor Name	Voucher No.	Invoice No.	Description	Fund Code	Amount Paid
2026-03-20	JAMES STEFANI	00593285	43103FEB2026	BLD Technology Fee	General Fund	4.85
2026-03-20	JAMES STEFANI	00593285	43103FEB2026	Bld PT Site Clearance - Minor	General Fund	144.00
				Total for Payment No.:		148.85

Payment No: 732522

Payment Date	Vendor Name	Voucher No.	Invoice No.	Description	Fund Code	Amount Paid
2026-03-13	GOLDEN GATE TRUCK CENTER	00592946	FA005383322:01	Parts V#3406	Fleet Operation Fund	144.50
				Total for Payment No.:		144.50

Payment No: 732848

Payment Date	Vendor Name	Voucher No.	Invoice No.	Description	Fund Code	Amount Paid
2026-03-27	A TOOL SHED	00593844	1783195-4	MATERIALS - STREET	General Fund	143.77
				Total for Payment No.:		143.77

Payment No: 732829

Payment Date	Vendor Name	Voucher No.	Invoice No.	Description	Fund Code	Amount Paid
2026-03-27	YIMING GONG	00594911	13824-27 UTILITY REFUND	UTILITY REFUND	General Fund	140.65
				Total for Payment No.:		140.65

Payment No: 733011

Payment Date	Vendor Name	Voucher No.	Invoice No.	Description	Fund Code	Amount Paid
2026-04-02	QUICK SMOG CHECK CENTER	00594532	30561	SMOG - V3150	Fleet Operation Fund	140.00
				Total for Payment No.:		140.00

Payment No: 732916

Payment Date	Vendor Name	Voucher No.	Invoice No.	Description	Fund Code	Amount Paid
2026-03-27	QUICK SMOG CHECK CENTER	00593769	30513	SMOG - V3127	Fleet Operation Fund	140.00
				Total for Payment No.:		140.00

Payment No: 732685

Payment Date	Vendor Name	Voucher No.	Invoice No.	Description	Fund Code	Amount Paid
2026-03-20	QUICK SMOG CHECK CENTER	00593526	30465	LABOR - V#3125 WO#160376	Fleet Operation Fund	140.00
				Total for Payment No.:		140.00

Payment No: 732553

Payment Date	Vendor Name	Voucher No.	Invoice No.	Description	Fund Code	Amount Paid
2026-03-13	QUICK SMOG CHECK CENTER	00593271	30449	SMOG CERT - V3387	Fleet Operation Fund	140.00
				Total for Payment No.:		140.00

Payment No: 732826

Payment Date	Vendor Name	Voucher No.	Invoice No.	Description	Fund Code	Amount Paid
2026-03-27	VISHALKUMAR PATEL	00594912	14509-30 UTILITY REFUND	UTILITY REFUND	General Fund	139.14
				Total for Payment No.:		139.14

Payment No: 732417

Payment Date	Vendor Name	Voucher No.	Invoice No.	Description	Fund Code	Amount Paid
2026-03-13	BRIAN LEE	00593250	43086FEB2026	MEAL RMBRSMNT SBLX-DOC DPW	General Fund	136.71
				Total for Payment No.:		136.71

Payment No: 732781

Payment Date	Vendor Name	Voucher No.	Invoice No.	Description	Fund Code	Amount Paid
2026-03-27	ISAIAH HIDALGO	00594972	65522-26 UTILITY REFUND	UTILITY REFUND	General Fund	135.47
				Total for Payment No.:		135.47

Payment No: 732907

Payment Date	Vendor Name	Voucher No.	Invoice No.	Description	Fund Code	Amount Paid
2026-03-27	OIL CHANGERS	00593926	FEB2026CARWASH	Car Wash	Fleet Operation Fund	133.00
				Total for Payment No.:		133.00

Payment No: 732811

Payment Date	Vendor Name	Voucher No.	Invoice No.	Description	Fund Code	Amount Paid
2026-03-27	RADHA DESAI	00594986	75764-08 UTILITY REFUND	UTILITY REFUND	General Fund	132.21
				Total for Payment No.:		132.21

Payment No: 732470

Payment Date	Vendor Name	Voucher No.	Invoice No.	Description	Fund Code	Amount Paid
2026-03-13	MIZUNO, YUTA	00594096	82738-02 UTILITY REFUND	UTILITY REFUND	General Fund	132.17
				Total for Payment No.:		132.17

Payment No: 732477

Payment Date	Vendor Name	Voucher No.	Invoice No.	Description	Fund Code	Amount Paid
2026-03-13	RYOHEI MASUDA	00594093	82454-02 UTILITY REFUND	UTILITY REFUND	General Fund	131.74
				Total for Payment No.:		131.74

Payment No: 036313

Payment Date	Vendor Name	Voucher No.	Invoice No.	Description	Fund Code	Amount Paid
2026-03-27	KAREN HARDY	00595054	4791MAR2026	2025 NLC CITY SUMMIT	General Fund	129.85
				Total for Payment No.:		129.85

Payment No: 732788

Payment Date	Vendor Name	Voucher No.	Invoice No.	Description	Fund Code	Amount Paid
2026-03-27	JOONTAE KIM	00594993	80993-08 UTILITY REFUND	UTILITY REFUND	General Fund	129.77

Payment Date	Vendor Name	Voucher No.	Invoice No.	Description	Fund Code	Amount Paid
				Total for Payment No.:		129.77

Payment No: 732761

Payment Date	Vendor Name	Voucher No.	Invoice No.	Description	Fund Code	Amount Paid
2026-03-27	DE YANG	00594982	72448-14 UTILITY REFUND	UTILITY REFUND	General Fund	126.48
				Total for Payment No.:		126.48

Payment No: 732495

Payment Date	Vendor Name	Voucher No.	Invoice No.	Description	Fund Code	Amount Paid
2026-03-13	ALTEC INDUSTRIES INC	00592980	13446969	Parts V#3791	Fleet Operation Fund	22.54
2026-03-13	ALTEC INDUSTRIES INC	00593248	13454307	PARTS - V3228	Fleet Operation Fund	103.28
				Total for Payment No.:		125.82

Payment No: 732820

Payment Date	Vendor Name	Voucher No.	Invoice No.	Description	Fund Code	Amount Paid
2026-03-27	SHIH-YANG LIU	00594999	87855-02 UTILITY REFUND	UTILITY REFUND	General Fund	125.69
				Total for Payment No.:		125.69

Payment No: 732601

Payment Date	Vendor Name	Voucher No.	Invoice No.	Description	Fund Code	Amount Paid
2026-03-20	CA FRANCHISE TAX BOARD	00594680	03/1/26-03/14/26CB	WAGE ATTACHMENT B2606	Payroll Liability&ClearingAcct	125.00
				Total for Payment No.:		125.00

Payment No: 732952

Payment Date	Vendor Name	Voucher No.	Invoice No.	Description	Fund Code	Amount Paid
2026-04-02	CA FRANCHISE TAX BOARD	00595446	03/15/26-03/28/26CB	WAGE ATTACHMENT B2607	Payroll Liability&ClearingAcct	125.00

Payment Date	Vendor Name	Voucher No.	Invoice No.	Description	Fund Code	Amount Paid
				Total for Payment No.:		125.00

Payment No: 732832

Payment Date	Vendor Name	Voucher No.	Invoice No.	Description	Fund Code	Amount Paid
2026-03-27	ZHANG, WENMAO	00594998	86167-02 UTILITY REFUND	UTILITY REFUND	General Fund	123.71
				Total for Payment No.:		123.71

Payment No: 732572

Payment Date	Vendor Name	Voucher No.	Invoice No.	Description	Fund Code	Amount Paid
2026-03-13	VERIZON WIRELESS	00592888	9923696103	WIRELESS SERVICE	Information Technology Service	122.89
				Total for Payment No.:		122.89

Payment No: 732451

Payment Date	Vendor Name	Voucher No.	Invoice No.	Description	Fund Code	Amount Paid
2026-03-13	WILSON, ANGELIQUE	00593951	30434FEB2026	REIMB FOR POTTING SOIL & CONTA	General Fund	120.64
				Total for Payment No.:		120.64

Payment No: 732824

Payment Date	Vendor Name	Voucher No.	Invoice No.	Description	Fund Code	Amount Paid
2026-03-27	TAKAYUKI MORI	00594980	72043-20 UTILITY REFUND	UTILITY REFUND	General Fund	120.26
				Total for Payment No.:		120.26

Payment No: 732642

Payment Date	Vendor Name	Voucher No.	Invoice No.	Description	Fund Code	Amount Paid
2026-03-20	FEDERAL EXPRESS	00593756	9-176-07220	FEDEX EXPRESS - COSTA CHECK	General Fund	48.82
				Total for Payment No.:		48.82

Payment No: 732755

Payment Date	Vendor Name	Voucher No.	Invoice No.	Description	Fund Code	Amount Paid
2026-03-27	BLUEGROUND US INC	00594983	72535-18 UTILITY REFUND	UTILITY REFUND	General Fund	119.08
				Total for Payment No.:		119.08

Payment No: 732464

Payment Date	Vendor Name	Voucher No.	Invoice No.	Description	Fund Code	Amount Paid
2026-03-13	JOSHUA ROOORDA	00594095	82721-04 UTILITY REFUND	UTILITY REFUND	General Fund	118.81
				Total for Payment No.:		118.81

Payment No: 732775

Payment Date	Vendor Name	Voucher No.	Invoice No.	Description	Fund Code	Amount Paid
2026-03-27	HIDEAKI YAMAGISHI	00594981	72046-16 UTILITY REFUND	UTILITY REFUND	General Fund	118.70
				Total for Payment No.:		118.70

Payment No: 000049

Payment Date	Vendor Name	Voucher No.	Invoice No.	Description	Fund Code	Amount Paid
2026-03-26	SANTA CLARA LIGHTING, INC.	00594271	36495	FS 2	General Fund	117.25
				Total for Payment No.:		117.25

Payment No: 732827

Payment Date	Vendor Name	Voucher No.	Invoice No.	Description	Fund Code	Amount Paid
2026-03-27	WEIXIN WANG	00594909	13076-28 UTILITY REFUND	UTILITY REFUND	General Fund	116.72
				Total for Payment No.:		116.72

Payment No: 036142

Payment Date	Vendor Name	Voucher No.	Invoice No.	Description	Fund Code	Amount Paid
2026-03-13	HI-TECH EMERGENCY VEHICLE	00593246	183927	PARTS - V3218	Fleet Operation Fund	93.31

Payment Date	Vendor Name	Voucher No.	Invoice No.	Description	Fund Code	Amount Paid
	SERVICE INC					
2026-03-13	HI-TECH EMERGENCY VEHICLE SERVICE INC	00593246	183927	SHIPPING	Fleet Operation Fund	23.21
				Total for Payment No.:		116.52

Payment No: 732462

Payment Date	Vendor Name	Voucher No.	Invoice No.	Description	Fund Code	Amount Paid
2026-03-13	JEONGJIN HYEON	00594091	80086-09 UTILITY REFUND	UTILITY REFUND	General Fund	116.29
				Total for Payment No.:		116.29

Payment No: 732790

Payment Date	Vendor Name	Voucher No.	Invoice No.	Description	Fund Code	Amount Paid
2026-03-27	KAROLA STORCH	00594997	82459-05 UTILITY REFUND	UTILITY REFUND	General Fund	116.29
				Total for Payment No.:		116.29

Payment No: 732764

Payment Date	Vendor Name	Voucher No.	Invoice No.	Description	Fund Code	Amount Paid
2026-03-27	DINAPOLI FAMILY LLP	00594974	66362-02 UTILITY REFUND	UTILITY REFUND	General Fund	113.94
				Total for Payment No.:		113.94

Payment No: 732816

Payment Date	Vendor Name	Voucher No.	Invoice No.	Description	Fund Code	Amount Paid
2026-03-27	RUIQI ZHANG	00594977	70969-15 UTILITY REFUND	UTILITY REFUND	General Fund	112.60
				Total for Payment No.:		112.60

Payment No: 732767

Payment Date	Vendor Name	Voucher No.	Invoice No.	Description	Fund Code	Amount Paid
2026-03-27	EPHEMERAL CARBON	00594914	17566-06 UTILITY REFUND	UTILITY REFUND	General Fund	111.61
				Total for Payment No.:		111.61

Payment No: 000051

Payment Date	Vendor Name	Voucher No.	Invoice No.	Description	Fund Code	Amount Paid
2026-03-26	SUNNYVALE FORD	00593885	271744	Parts V# 3127	Fleet Operation Fund	107.25
2026-03-26	SUNNYVALE FORD	00593928	271693	Parts V#3528	Fleet Operation Fund	3.68
				Total for Payment No.:		110.93

Payment No: 732942

Payment Date	Vendor Name	Voucher No.	Invoice No.	Description	Fund Code	Amount Paid
2026-04-02	ALEJANDRA LOPEZ	00595315	43059FEB2026	BACKGROUND INV REIMBURSEMENT	General Fund	108.61
				Total for Payment No.:		108.61

Payment No: 732460

Payment Date	Vendor Name	Voucher No.	Invoice No.	Description	Fund Code	Amount Paid
2026-03-13	ISRRAEL RAMIREZ	00594080	43239-21 UTILITY REFUND	UTILITY REFUND	General Fund	107.83
				Total for Payment No.:		107.83

Payment No: 036349

Payment Date	Vendor Name	Voucher No.	Invoice No.	Description	Fund Code	Amount Paid
2026-03-27	WAXIE SANITARY SUPPLY	00594175	83817982	SPARTAN NABC CLEANER	General Fund	53.68
2026-03-27	WAXIE SANITARY SUPPLY	00594172	83817980	SPARTAN NABC CLEANER	General Fund	53.68
				Total for Payment No.:		107.36

Payment No: 732962

Payment Date	Vendor Name	Voucher No.	Invoice No.	Description	Fund Code	Amount Paid
2026-04-02	AARC CONSULTANTS, LLC	00595394	2025-6130	RISK & RESILIANCE ACCESS / ERP	Water Utility	106.15
				Total for Payment No.:		106.15

Payment No: 732822

Payment Date	Vendor Name	Voucher No.	Invoice No.	Description	Fund Code	Amount Paid
2026-03-27	SUHAIL HABIB	00594966	51651-18 UTILITY REFUND	UTILITY REFUND	General Fund	106.13
				Total for Payment No.:		106.13

Payment No: 732542

Payment Date	Vendor Name	Voucher No.	Invoice No.	Description	Fund Code	Amount Paid
2026-03-13	MIKE'S TRUCK OUTFITTERS	00592989	1005	Parts V#3326 WO#160270	Fleet Operation Fund	39.00
2026-03-13	MIKE'S TRUCK OUTFITTERS	00592989	1005	Parts V#3326 WO#160270	Fleet Operation Fund	66.57
				Total for Payment No.:		105.57

Payment No: 732794

Payment Date	Vendor Name	Voucher No.	Invoice No.	Description	Fund Code	Amount Paid
2026-03-27	MARIGANTI SARATH CHANDRA	00594939	27489-16 UTILITY REFUND	UTILITY REFUND	General Fund	104.91
				Total for Payment No.:		104.91

Payment No: 732473

Payment Date	Vendor Name	Voucher No.	Invoice No.	Description	Fund Code	Amount Paid
2026-03-13	MOON SANG KWON	00594086	72131-27 UTILITY REFUND	UTILITY REFUND	General Fund	102.37
				Total for Payment No.:		102.37

Payment No: 732765

Payment Date	Vendor Name	Voucher No.	Invoice No.	Description	Fund Code	Amount Paid
2026-03-27	EDWARD MATSUZAKI	00594929	24215-28 UTILITY	UTILITY REFUND	General Fund	102.01

Payment Date	Vendor Name	Voucher No.	Invoice No.	Description	Fund Code	Amount Paid
			REFUND			
				Total for Payment No.:		102.01

Payment No: 732777

Payment Date	Vendor Name	Voucher No.	Invoice No.	Description	Fund Code	Amount Paid
2026-03-27	HIROSEKI SAGARA	00594989	77497-08 UTILITY REFUND	UTILITY REFUND	General Fund	100.91
				Total for Payment No.:		100.91

Payment No: 732778

Payment Date	Vendor Name	Voucher No.	Invoice No.	Description	Fund Code	Amount Paid
2026-03-27	HIROYUKI SHIMADA	00594991	77553-08 UTILITY REFUND	UTILITY REFUND	General Fund	100.39
				Total for Payment No.:		100.39

Payment No: 732956

Payment Date	Vendor Name	Voucher No.	Invoice No.	Description	Fund Code	Amount Paid
2026-04-02	SANTA CLARA CO SHERIFFS DEPT	00595455	03/15/26-03/28/26PR	WAGE ATTACHMENT B2607	Payroll Liability&ClearingAcct	100.00
				Total for Payment No.:		100.00

Payment No: 732605

Payment Date	Vendor Name	Voucher No.	Invoice No.	Description	Fund Code	Amount Paid
2026-03-20	SANTA CLARA CO SHERIFFS DEPT	00594686	03/1/26-03/14/26PR	WAGE ATTACHMENT B2606	Payroll Liability&ClearingAcct	100.00
				Total for Payment No.:		100.00

Payment No: 732809

Payment Date	Vendor Name	Voucher No.	Invoice No.	Description	Fund Code	Amount Paid
2026-03-27	PROVE ME REALTY INC	00594975	67880-07 UTILITY REFUND	UTILITY REFUND	General Fund	98.89

Payment Date	Vendor Name	Voucher No.	Invoice No.	Description	Fund Code	Amount Paid
				Total for Payment No.:		98.89

Payment No: 732789

Payment Date	Vendor Name	Voucher No.	Invoice No.	Description	Fund Code	Amount Paid
2026-03-27	KAI SENG CHOI	00594963	49573-20 UTILITY REFUND	UTILITY REFUND	General Fund	98.66
				Total for Payment No.:		98.66

Payment No: 732763

Payment Date	Vendor Name	Voucher No.	Invoice No.	Description	Fund Code	Amount Paid
2026-03-27	DIMAL KAVINDU GAMITH JAYALATH ARACHCHIGE	00594957	45076-22 UTILITY REFUND	UTILITY REFUND	General Fund	96.70
				Total for Payment No.:		96.70

Payment No: 732682

Payment Date	Vendor Name	Voucher No.	Invoice No.	Description	Fund Code	Amount Paid
2026-03-20	PEACE OFFICERS RESEARCH ASSOC OF CA	00593729	517813	DUES	General Fund	96.00
				Total for Payment No.:		96.00

Payment No: 732810

Payment Date	Vendor Name	Voucher No.	Invoice No.	Description	Fund Code	Amount Paid
2026-03-27	QUEREN CELI GUIZI DA SILVA	00594944	29976-16 UTILITY REFUND	UTILITY REFUND	General Fund	94.72
				Total for Payment No.:		94.72

Payment No: 036246

Payment Date	Vendor Name	Voucher No.	Invoice No.	Description	Fund Code	Amount Paid
2026-03-20	NI GOVERNMENT SERVICES	00593735	26022908551	satellite monthly	General Fund	94.26
				Total for Payment No.:		94.26

Payment No: 732532

Payment Date	Vendor Name	Voucher No.	Invoice No.	Description	Fund Code	Amount Paid
2026-03-13	INSTANT STORAGE SERVICE	00593208	155634	Storage Container	General Fund	92.76
				Total for Payment No.:		92.76

Payment No: 732466

Payment Date	Vendor Name	Voucher No.	Invoice No.	Description	Fund Code	Amount Paid
2026-03-13	KO KOBAYASHI	00594088	78006-10 UTILITY REFUND	UTILITY REFUND	General Fund	90.69
				Total for Payment No.:		90.69

Payment No: 732667

Payment Date	Vendor Name	Voucher No.	Invoice No.	Description	Fund Code	Amount Paid
2026-03-20	LUNAS PRESS BOOKS	00593632	444	1231 JUV BK	General Fund	90.57
				Total for Payment No.:		90.57

Payment No: 732817

Payment Date	Vendor Name	Voucher No.	Invoice No.	Description	Fund Code	Amount Paid
2026-03-27	SARK VC INC	00594923	19112-12 UTILITY REFUND	UTILITY REFUND	General Fund	87.75
				Total for Payment No.:		87.75

Payment No: 732478

Payment Date	Vendor Name	Voucher No.	Invoice No.	Description	Fund Code	Amount Paid
2026-03-13	SABIR ISMAIL	00594069	12942-17 UTILITY REFUND	UTILITY REFUND	General Fund	84.59
				Total for Payment No.:		84.59

Payment No: 036109

Payment Date	Vendor Name	Voucher No.	Invoice No.	Description	Fund Code	Amount Paid
2026-03-13	[redacted]	[redacted]	[redacted]	LEGAL SERVICES	[redacted]	[redacted]

Payment Date	Vendor Name	Voucher No.	Invoice No.	Description	Fund Code	Amount Paid
				Total for Payment No.:		80.00

Payment No: 732799

Payment Date	Vendor Name	Voucher No.	Invoice No.	Description	Fund Code	Amount Paid
2026-03-27	NAM YOON	00594945	30135-15 UTILITY REFUND	UTILITY REFUND	General Fund	78.51
				Total for Payment No.:		78.51

Payment No: 732783

Payment Date	Vendor Name	Voucher No.	Invoice No.	Description	Fund Code	Amount Paid
2026-03-27	JASWANT SINGH	00594926	22552-13 UTILITY REFUND	UTILITY REFUND	General Fund	76.91
				Total for Payment No.:		76.91

Payment No: 732678

Payment Date	Vendor Name	Voucher No.	Invoice No.	Description	Fund Code	Amount Paid
2026-03-20	PACIFIC TELEMANAGEMENT SVCS	00593701	2151226	PD PAY PHONE SERVICE MAR 2026	Information Technology Service	75.00
				Total for Payment No.:		75.00

Payment No: 000022

Payment Date	Vendor Name	Voucher No.	Invoice No.	Description	Fund Code	Amount Paid
2026-03-20	CINTAS CORP #630	00593333	4260807907	UNIFORM SERVICES	General Fund	69.40
				Total for Payment No.:		69.40

Payment No: 732467

Payment Date	Vendor Name	Voucher No.	Invoice No.	Description	Fund Code	Amount Paid
2026-03-13	LESLIE PHAN	00594081	46582-32 UTILITY REFUND	UTILITY REFUND	General Fund	65.69
				Total for Payment No.:		65.69

Payment No: 732802

Payment Date	Vendor Name	Voucher No.	Invoice No.	Description	Fund Code	Amount Paid
2026-03-27	NINGYI LIU	00594994	81013-12 UTILITY REFUND	UTILITY REFUND	General Fund	63.89
				Total for Payment No.:		63.89

Payment No: 732784

Payment Date	Vendor Name	Voucher No.	Invoice No.	Description	Fund Code	Amount Paid
2026-03-27	JENNIFER JOHNSON	00594976	70808-20 UTILITY REFUND	UTILITY REFUND	General Fund	62.52
				Total for Payment No.:		62.52

Payment No: 000024

Payment Date	Vendor Name	Voucher No.	Invoice No.	Description	Fund Code	Amount Paid
2026-03-20	FAST UNDERCAR SANTA CLARA	00593496	29870	PARTS - V#3566	Fleet Operation Fund	10.08
2026-03-20	FAST UNDERCAR SANTA CLARA	00593497	29882	PARTS - V#3566	Fleet Operation Fund	14.86
2026-03-20	FAST UNDERCAR SANTA CLARA	00593499	29902	PARTS - V#3630	Fleet Operation Fund	36.52
				Total for Payment No.:		61.46

Payment No: 036170

Payment Date	Vendor Name	Voucher No.	Invoice No.	Description	Fund Code	Amount Paid
2026-03-13	SONSRAY MACHINERY LLC	00591403	PSO210420-1	Parts V# Returned	Fleet Operation Fund	152.94
2026-03-13	SONSRAY MACHINERY LLC	00591404	PSR010332-1	Parts- V# Credit	Fleet Operation Fund	-152.94
2026-03-13	SONSRAY MACHINERY LLC	00593272	PSO216724-1	PARTS - V3637	Fleet Operation Fund	46.20
2026-03-13	SONSRAY MACHINERY LLC	00593272	PSO216724-1	FREIGHT PARTS	Fleet Operation Fund	15.24
				Total for Payment No.:		61.44

Payment No: 732791

Payment Date	Vendor Name	Voucher No.	Invoice No.	Description	Fund Code	Amount Paid
2026-03-27	KEGAN THORREZ	00594985	73091-19 UTILITY REFUND	UTILITY REFUND	General Fund	57.33

Payment Date	Vendor Name	Voucher No.	Invoice No.	Description	Fund Code	Amount Paid
				Total for Payment No.:		57.33

Payment No: 000042

Payment Date	Vendor Name	Voucher No.	Invoice No.	Description	Fund Code	Amount Paid
2026-03-26	LINDE GAS & EQUIPMENT INC	00594755	55057471	AS NEEDED INDUSTRIAL GAS	Fleet Operation Fund	54.70
2026-03-26	LINDE GAS & EQUIPMENT INC	00594755	55057471	AS NEEDED INDUSTRIAL GAS	Fleet Operation Fund	2.46
				Total for Payment No.:		57.16

Payment No: 732457

Payment Date	Vendor Name	Voucher No.	Invoice No.	Description	Fund Code	Amount Paid
2026-03-13	D RODRIGUES	00594078	34667-01 UTILITY REFUND	UTILITY REFUND	General Fund	56.00
				Total for Payment No.:		56.00

Payment No: 732747

Payment Date	Vendor Name	Voucher No.	Invoice No.	Description	Fund Code	Amount Paid
2026-03-27	02 CREATION INC	00594920	17964-14 UTILITY REFUND	UTILITY REFUND	General Fund	54.24
				Total for Payment No.:		54.24

Payment No: 732468

Payment Date	Vendor Name	Voucher No.	Invoice No.	Description	Fund Code	Amount Paid
2026-03-13	MARIYA STEPANOVA	00594068	12317-27 UTILITY REFUND	UTILITY REFUND	General Fund	53.45
				Total for Payment No.:		53.45

Payment No: 732481

Payment Date	Vendor Name	Voucher No.	Invoice No.	Description	Fund Code	Amount Paid
2026-03-13	TIANHAO DAI	00594087	75449-11 UTILITY REFUND	UTILITY REFUND	General Fund	53.18

Payment Date	Vendor Name	Voucher No.	Invoice No.	Description	Fund Code	Amount Paid
				Total for Payment No.:		53.18

Payment No: 732582

Payment Date	Vendor Name	Voucher No.	Invoice No.	Description	Fund Code	Amount Paid
2026-03-20	ELIZABETH KLOTZ	00594525	38001MAR2026	SAN MATEO TRAVEL REIMBURSEMENT	Water Utility	51.00
				Total for Payment No.:		51.00

Payment No: 732718

Payment Date	Vendor Name	Voucher No.	Invoice No.	Description	Fund Code	Amount Paid
2026-03-20	VERIZON WIRELESS	00593705	6136819414	FIRE STADIUM WIRELESS	General Fund	50.10
				Total for Payment No.:		50.10

Payment No: 732496

Payment Date	Vendor Name	Voucher No.	Invoice No.	Description	Fund Code	Amount Paid
2026-03-13	AMN HEALTHCARE LANGUAGE SERVICES INC	00593187	SIN769793	MINIMUM MONTHLY FEE	General Fund	50.00
				Total for Payment No.:		50.00

Payment No: 732852

Payment Date	Vendor Name	Voucher No.	Invoice No.	Description	Fund Code	Amount Paid
2026-03-27	AMN HEALTHCARE LANGUAGE SERVICES INC	00594169	SIN794287	MINIMUM MONTHLY FEE	General Fund	50.00
				Total for Payment No.:		50.00

Payment No: 733012

Payment Date	Vendor Name	Voucher No.	Invoice No.	Description	Fund Code	Amount Paid
2026-04-02	RACHEL MAK	00595215	43151MAR2026	GARDEN MEMBERSHIP DEP REFUND	General Fund	50.00
				Total for Payment No.:		50.00

Payment No: 036173

Payment Date	Vendor Name	Voucher No.	Invoice No.	Description	Fund Code	Amount Paid
2026-03-13	STILES TRUCK & BODY EQUIP INC	00593247	72619	PARTS - V3387	Fleet Operation Fund	47.99
				Total for Payment No.:		47.99

Payment No: 732798

Payment Date	Vendor Name	Voucher No.	Invoice No.	Description	Fund Code	Amount Paid
2026-03-27	MICHELE HERNANDEZ	00594961	46425-04 UTILITY REFUND	UTILITY REFUND	General Fund	46.57
				Total for Payment No.:		46.57

Payment No: 732483

Payment Date	Vendor Name	Voucher No.	Invoice No.	Description	Fund Code	Amount Paid
2026-03-13	VARUN NAGPAL	00594067	12302-20 UTILITY REFUND	UTILITY REFUND	General Fund	43.85
				Total for Payment No.:		43.85

Payment No: 732843

Payment Date	Vendor Name	Voucher No.	Invoice No.	Description	Fund Code	Amount Paid
2026-03-27	PG&E	00594248	0541963339-0 FEB2026	TS @ CALVERT/CALVERT	General Fund	43.54
				Total for Payment No.:		43.54

Payment No: 732459

Payment Date	Vendor Name	Voucher No.	Invoice No.	Description	Fund Code	Amount Paid
2026-03-13	HYUNKYOON KIM	00594084	52537-04 UTILITY REFUND	UTILITY REFUND	General Fund	43.46
				Total for Payment No.:		43.46

Payment No: 000048

Payment Date	Vendor Name	Voucher No.	Invoice No.	Description	Fund Code	Amount Paid
2026-03-26	ROYAL BRASS INC	00593912	00380877	Parts V# 3255	Fleet Operation Fund	42.72

Payment Date	Vendor Name	Voucher No.	Invoice No.	Description	Fund Code	Amount Paid
				Total for Payment No.:		42.72

Payment No: 732523

Payment Date	Vendor Name	Voucher No.	Invoice No.	Description	Fund Code	Amount Paid
2026-03-13	GOLDEN STATE EMERGENCY VEHICLE SERV, INC	00593260	CI054738	PARTS - V2951	Fleet Operation Fund	41.78
				Total for Payment No.:		41.78

Payment No: 732883

Payment Date	Vendor Name	Voucher No.	Invoice No.	Description	Fund Code	Amount Paid
2026-03-27	GOLDEN STATE EMERGENCY VEHICLE SERV, INC	00593898	CI054791	Parts V#2950	Fleet Operation Fund	41.77
				Total for Payment No.:		41.77

Payment No: 732823

Payment Date	Vendor Name	Voucher No.	Invoice No.	Description	Fund Code	Amount Paid
2026-03-27	SUMMERWOOD APARTMENTS LLC	00594940	27662-23 UTILITY REFUND	UTILITY REFUND	General Fund	38.94
				Total for Payment No.:		38.94

Payment No: 036253

Payment Date	Vendor Name	Voucher No.	Invoice No.	Description	Fund Code	Amount Paid
2026-03-20	PENINSULA BUILDING MATERIALS	00593278	652666	FINANCE CHARGE - JAN 2026	General Fund	38.30
				Total for Payment No.:		38.30

Payment No: 732458

Payment Date	Vendor Name	Voucher No.	Invoice No.	Description	Fund Code	Amount Paid
2026-03-13	GAURAV JAIN	00594083	51816-14 UTILITY REFUND	UTILITY REFUND	General Fund	37.25
				Total for Payment No.:		37.25

Payment No: 732754

Payment Date	Vendor Name	Voucher No.	Invoice No.	Description	Fund Code	Amount Paid
2026-03-27	BETA APPLIANCES	00594960	46319-01 UTILITY REFUND	UTILITY REFUND	General Fund	36.22
				Total for Payment No.:		36.22

Payment No: 732479

Payment Date	Vendor Name	Voucher No.	Invoice No.	Description	Fund Code	Amount Paid
2026-03-13	SALVADOR MARTINEZ	00594077	31283-10 UTILITY REFUND	UTILITY REFUND	General Fund	36.17
				Total for Payment No.:		36.17

Payment No: 732543

Payment Date	Vendor Name	Voucher No.	Invoice No.	Description	Fund Code	Amount Paid
2026-03-13	MISSION VALLEY FORD TRUCK	00593265	01-2611	PARTS - V3625	Fleet Operation Fund	35.31
				Total for Payment No.:		35.31

Payment No: 732785

Payment Date	Vendor Name	Voucher No.	Invoice No.	Description	Fund Code	Amount Paid
2026-03-27	JENNY ARANGUREN	00594907	12532-21 UTILITY REFUND	UTILITY REFUND	General Fund	35.06
				Total for Payment No.:		35.06

Payment No: 732958

Payment Date	Vendor Name	Voucher No.	Invoice No.	Description	Fund Code	Amount Paid
2026-04-02	PG&E	00594533	1086875099-2 MAR2026	Lawrence Station Gas Charges	LawrenceStation MaintenanceCFD	35.06
				Total for Payment No.:		35.06

Payment No: 732808

Payment Date	Vendor Name	Voucher No.	Invoice No.	Description	Fund Code	Amount Paid
2026-03-27	PHILIP CHARLEBOIS	00594967	54201-14 UTILITY	UTILITY REFUND	General Fund	33.43

Payment Date	Vendor Name	Voucher No.	Invoice No.	Description	Fund Code	Amount Paid
			REFUND			
				Total for Payment No.:		33.43

Payment No: 732800

Payment Date	Vendor Name	Voucher No.	Invoice No.	Description	Fund Code	Amount Paid
2026-03-27	NARASIMHA RAO ATLURI	00594959	45649-26 UTILITY REFUND	UTILITY REFUND	General Fund	33.06
				Total for Payment No.:		33.06

Payment No: 732793

Payment Date	Vendor Name	Voucher No.	Invoice No.	Description	Fund Code	Amount Paid
2026-03-27	MAO, YI	00594987	76445-11 UTILITY REFUND	UTILITY REFUND	General Fund	31.96
				Total for Payment No.:		31.96

Payment No: 732480

Payment Date	Vendor Name	Voucher No.	Invoice No.	Description	Fund Code	Amount Paid
2026-03-13	SHIYI HAN	00594089	78826-06 UTILITY REFUND	UTILITY REFUND	General Fund	31.19
				Total for Payment No.:		31.19

Payment No: 732484

Payment Date	Vendor Name	Voucher No.	Invoice No.	Description	Fund Code	Amount Paid
2026-03-13	WORKMAN, NANCY	00594076	30572-18 UTILITY REFUND	UTILITY REFUND	General Fund	30.53
				Total for Payment No.:		30.53

Payment No: 732751

Payment Date	Vendor Name	Voucher No.	Invoice No.	Description	Fund Code	Amount Paid
2026-03-27	ARPITHA BETTADAPUR MOHAN	00594971	65256-26 UTILITY REFUND	UTILITY REFUND	General Fund	29.81

Payment Date	Vendor Name	Voucher No.	Invoice No.	Description	Fund Code	Amount Paid
				Total for Payment No.:		29.81

Payment No: 732849

Payment Date	Vendor Name	Voucher No.	Invoice No.	Description	Fund Code	Amount Paid
2026-03-27	ALLIED AUTO STORES	00593770	01JC9937	PARTS - V3528	Fleet Operation Fund	21.70
2026-03-27	ALLIED AUTO STORES	00593771	01JD0380	PARTS - V3528	Fleet Operation Fund	39.63
2026-03-27	ALLIED AUTO STORES	00593480	01GN4631	CREDIT - INV 01GN1153	Fleet Operation Fund	-14.75
2026-03-27	ALLIED AUTO STORES	00593482	01GR7721	CREDIT - INV 01GP9882	Fleet Operation Fund	-18.18
				Total for Payment No.:		28.40

Payment No: 732773

Payment Date	Vendor Name	Voucher No.	Invoice No.	Description	Fund Code	Amount Paid
2026-03-27	HANNAH PRADOS	00594962	49463-10 UTILITY REFUND	UTILITY REFUND	General Fund	27.07
				Total for Payment No.:		27.07

Payment No: 036129

Payment Date	Vendor Name	Voucher No.	Invoice No.	Description	Fund Code	Amount Paid
2026-03-13	EBSCO INFORMATION SERVICES	00593070	2601008	1241 AD PR	General Fund	2.78
2026-03-13	EBSCO INFORMATION SERVICES	00593071	2601009	1241 AD PR	General Fund	23.83
				Total for Payment No.:		26.61

Payment No: 732872

Payment Date	Vendor Name	Voucher No.	Invoice No.	Description	Fund Code	Amount Paid
2026-03-27	D&M TRAFFIC SERVICES	00593759	578180	MATERIALS - STREET	General Fund	24.75
				Total for Payment No.:		24.75

Payment No: 732750

Payment Date	Vendor Name	Voucher No.	Invoice No.	Description	Fund Code	Amount Paid
2026-03-27	AN NGUYEN	00594950	36211-25 UTILITY REFUND	UTILITY REFUND	General Fund	24.63
				Total for Payment No.:		24.63

Payment No: 732486

Payment Date	Vendor Name	Voucher No.	Invoice No.	Description	Fund Code	Amount Paid
2026-03-13	YIMIN JIANG	00594094	82593-03 UTILITY REFUND	UTILITY REFUND	General Fund	23.33
				Total for Payment No.:		23.33

Payment No: 732759

Payment Date	Vendor Name	Voucher No.	Invoice No.	Description	Fund Code	Amount Paid
2026-03-27	DALBIR SINGH	00594927	23302-25 UTILITY REFUND	UTILITY REFUND	General Fund	22.69
				Total for Payment No.:		22.69

Payment No: 732828

Payment Date	Vendor Name	Voucher No.	Invoice No.	Description	Fund Code	Amount Paid
2026-03-27	YI-MING CHANG	00594990	77524-05 UTILITY REFUND	UTILITY REFUND	General Fund	22.30
				Total for Payment No.:		22.30

Payment No: 732815

Payment Date	Vendor Name	Voucher No.	Invoice No.	Description	Fund Code	Amount Paid
2026-03-27	ROHRBACH, PATLY	00594913	15738-03 UTILITY REFUND	UTILITY REFUND	General Fund	21.80
				Total for Payment No.:		21.80

Payment No: 732896

Payment Date	Vendor Name	Voucher No.	Invoice No.	Description	Fund Code	Amount Paid
2026-03-27	KALL8	00593874	E42516022826	Monthly Q Card	General Fund	21.66

Payment Date	Vendor Name	Voucher No.	Invoice No.	Description	Fund Code	Amount Paid
				Total for Payment No.:		21.66

Payment No: 732469

Payment Date	Vendor Name	Voucher No.	Invoice No.	Description	Fund Code	Amount Paid
2026-03-13	MARTINEZ, LEO	00594072	16580-01 UTILITY REFUND	UTILITY REFUND	General Fund	19.83
				Total for Payment No.:		19.83

Payment No: 732762

Payment Date	Vendor Name	Voucher No.	Invoice No.	Description	Fund Code	Amount Paid
2026-03-27	DEEPAK KOLE	00594937	24558-35 UTILITY REFUND	UTILITY REFUND	General Fund	19.30
				Total for Payment No.:		19.30

Payment No: 732753

Payment Date	Vendor Name	Voucher No.	Invoice No.	Description	Fund Code	Amount Paid
2026-03-27	BERNARDO, CARLOS M	00594949	35047-10 UTILITY REFUND	UTILITY REFUND	General Fund	19.07
				Total for Payment No.:		19.07

Payment No: 732795

Payment Date	Vendor Name	Voucher No.	Invoice No.	Description	Fund Code	Amount Paid
2026-03-27	MAYRA SANCHEZ	00594951	37815-18 UTILITY REFUND	UTILITY REFUND	General Fund	16.59
				Total for Payment No.:		16.59

Payment No: 732474

Payment Date	Vendor Name	Voucher No.	Invoice No.	Description	Fund Code	Amount Paid
2026-03-13	NANCY TO	00594074	23391-21 UTILITY REFUND	UTILITY REFUND	General Fund	15.51
				Total for Payment No.:		15.51

Payment No: 732758

Payment Date	Vendor Name	Voucher No.	Invoice No.	Description	Fund Code	Amount Paid
2026-03-27	CHRIS ROESTI	00594946	30788-01 UTILITY REFUND	UTILITY REFUND	General Fund	15.00
				Total for Payment No.:		15.00

Payment No: 732564

Payment Date	Vendor Name	Voucher No.	Invoice No.	Description	Fund Code	Amount Paid
2026-03-13	STEVENS CREEK CHEVROLET	00593273	244846-1	PARTS - V3576	Fleet Operation Fund	14.42
				Total for Payment No.:		14.42

Payment No: 732774

Payment Date	Vendor Name	Voucher No.	Invoice No.	Description	Fund Code	Amount Paid
2026-03-27	HENIL KETANBHAI SHAH	00594996	82376-06 UTILITY REFUND	UTILITY REFUND	General Fund	14.09
				Total for Payment No.:		14.09

Payment No: 036279

Payment Date	Vendor Name	Voucher No.	Invoice No.	Description	Fund Code	Amount Paid
2026-03-27	BADGER METER INC	00594778	80228816	CELLULAR SERVICE FEES FOR SMAR	Water Utility	13.80
				Total for Payment No.:		13.80

Payment No: 732771

Payment Date	Vendor Name	Voucher No.	Invoice No.	Description	Fund Code	Amount Paid
2026-03-27	GRISALIN MANAGEMENT	00594964	51025-09 UTILITY REFUND	UTILITY REFUND	General Fund	13.64
				Total for Payment No.:		13.64

Payment No: 732453

Payment Date	Vendor Name	Voucher No.	Invoice No.	Description	Fund Code	Amount Paid
2026-03-13	ADITYA JAMWAL	00594070	14094-26 UTILITY	UTILITY REFUND	General Fund	10.80

Payment Date	Vendor Name	Voucher No.	Invoice No.	Description	Fund Code	Amount Paid
			REFUND			
				Total for Payment No.:		10.80

Payment No: 732825

Payment Date	Vendor Name	Voucher No.	Invoice No.	Description	Fund Code	Amount Paid
2026-03-27	TINA GIOVACCHINI	00594942	29582-08 UTILITY REFUND	UTILITY REFUND	General Fund	10.27
				Total for Payment No.:		10.27

Payment No: 732831

Payment Date	Vendor Name	Voucher No.	Invoice No.	Description	Fund Code	Amount Paid
2026-03-27	ZACHARY CLARK	00594910	13335-21 UTILITY REFUND	UTILITY REFUND	General Fund	6.29
				Total for Payment No.:		6.29

Payment No: 732749

Payment Date	Vendor Name	Voucher No.	Invoice No.	Description	Fund Code	Amount Paid
2026-03-27	AMLAN PAUL	00594928	23428-21 UTILITY REFUND	UTILITY REFUND	General Fund	6.01
				Total for Payment No.:		6.01

All Other City Funds Group Total	**26,251,361.47**
Overall Total	**75,463,423.99**

26-1668 Agenda Date: 5/5/2026

REPORT TO COUNCIL

SUBJECT

Action on Award of a Public Works Contract for the Citywide Emergency Generators Replacement Phase 3 Project to Saboo Inc. and Approval of Related Budget Amendments

BACKGROUND

The Department of Public Works manages emergency generators at various facilities citywide. The average age of the emergency generators is increasing, resulting in higher maintenance costs and decreased reliability. Since City facilities are considered critical operations, generator evaluation and replacement has been prioritized through a multi-phase program in compliance with regulatory agency requirements. A Phase 1 generator replacement project was completed in 2025, and the construction of a Phase 2 generator replacement project is currently in progress and nearing completion.

On April 17, 2024, the City Manager executed a design professional services agreement with Salas O'Brien Engineers, Inc. for the Citywide Emergency Generators Replacement Phase 3 Project (Project). The Project includes the replacement of four generators located at the Downtown Water Booster, the Serra Water Booster, the De La Cruz Sewer Pump Station, and the Utilities Corporation Yard. A map of these sites is included as Attachment 1. The Project scope generally includes removal and installation of new generators, automatic transfer switches, fuel tanks, associated electrical work, foundations, and other incidental work necessary to complete the Project.

DISCUSSION

In November 2025, a competitive Request for Bids (RFB) for construction of the Project was published on the City's bid notification system, BidNet. The RFB was viewed by various vendors, including contractors, suppliers, plan rooms and builders exchanges, among others. Additional vendors were able to view the RFB as members of various plan rooms and builder exchanges. Staff also reached out to contractors and vendors who had submitted bids on similar past projects.

The bid opening for the project was scheduled for December 11, 2025, however no bids for the Project were received. Following the bid opening, staff performed research and contractor outreach to determine why the City didn't receive any bids, and ultimately concluded that contractor workload, time of year, and the fact that contractors were bidding on other projects contributed to the City not receiving any bids. Accordingly, staff felt that rebidding the project at the beginning of the year might improve the City's ability to receive competitive bid packages.

On January 7, 2026, staff readvertised the RFB for construction of the Project on BidNet. On February 12, 2026, bids for the Project were opened via video conference. Four bids were received ranging from $1,998,800 to $2,948,888. The Bid Summary is included as Attachment 2. The lowest bids submitted by AAAA Generator Service Inc. (AAAA) and SCC Electric Inc. (SCC) were reviewed

and determined to be non-responsive because both bids omitted certain documentation required in the bid package. The bid submitted by the third apparent low bidder, Saboo Inc., in the amount of $2,700,000 was reviewed by Public Works staff and the City Attorney's Office for compliance with the terms and conditions of the bid documents and has been determined to be a responsive and responsible bid. This bid amount is 6 percent above the engineer's estimate of $2,537,000. Staff recommends awarding the construction contract to Saboo Inc.

Award of contract will enable construction of the Project to commence, with substantial completion anticipated by Spring 2029. The date is subject to change based on any unforeseen conditions discovered during construction. The contract includes prevailing wage requirements.

ENVIRONMENTAL REVIEW

This project being considered is exempt from the California Environmental Quality Act ("CEQA") pursuant to CEQA Guidelines section 15301 (c), "Existing Facilities," as the activity consists of the repair, maintenance or minor alteration of existing facilities involving no or negligible expansion of the use beyond that presently existing.

FISCAL IMPACT

The approximate cost of the construction contract for the Citywide Emergency Generators Replacement Phase 3 Project is $2,700,000, plus a 15 percent contingency of $405,000 for any potential change orders, for a total not-to-exceed contract amount of $3,105,000.

The Project is funded by several sources within the Capital Improvement Program including the Standby Stationary Generators project in the Public Buildings Fund, the Electric Yard Building and Grounds project in the Electric Utility Capital Fund, and the Buildings and Grounds project in the Water Utility Capital Fund. Budget actions in the total amount of $3,385,850 are recommended to consolidate the funds required for completion of the Project. Staff recommends transferring the following amounts into the Stationary Standby Generators project in the Public Buildings Fund: $360,530 from the Electric Yard Building and Grounds Project in the Electric Utility Capital Fund; $2,300,000 from the Buildings and Grounds Project in the Water Utility Capital Fund; and $725,320 from the unrestricted fund balance in the Water Utility Fund. These amounts represent the portion of the Project costs associated with Water, Sewer, and Electric Utility sites.

The total budget action amount of $3,385,850 includes $3,105,000 to address the costs associated with the total not-to-exceed construction contract and $280,850 to address the costs associated with project delivery including engineering, construction inspection and administration, and other project costs.

Budget Amendments
FY 2025/26

	Current	Increase/ (Decrease)	Revised
Water Utility Fund			
Transfers To Public Buildings Capital Fund	$0	$725,320	$725,320

Fund Balance

Unrestricted	$1,308,848	($725,320)	$583,528
Water Utility Capital Fund			
Expenditure			
Buildings and Grounds	$5,202,723	($2,300,000)	$2,902,723
Transfers To Public Buildings Capital Fund	$0	$2,300,000	$2,300,000
Electric Utility Capital Fund			
Expenditure			
Electric Yard Building and Grounds	$1,219,582	($360,530)	$859,052
Transfers To Public Buildings Capital Fund	$0	$360,530	$360,530
Public Buildings Capital Fund			
Transfers From			
Water Utility Fund	$0	$725,320	$725,320
Water Utility Capital Fund	$0	$2,300,000	$2,300,000
Electric Utility Capital Fund	$0	$360,530	$360,530
Expenditures			
Standby Stationary Generators	$1,338,443	$3,385,850	$4,724,293

COORDINATION

This report has been coordinated with the Finance Department, the Water and Sewer Utilities Department, Silicon Valley Power, and the City Attorney's Office.

PUBLIC CONTACT

Public contact was made by posting the Council agenda on the City's official-notice bulletin board outside City Hall Council Chambers. A complete agenda packet is available on the City's website and in the City Clerk's Office at least 72 hours prior to a Regular Meeting and 24 hours prior to a Special Meeting. A hard copy of any agenda report may be requested by contacting the City Clerk's Office at (408) 615-2220, email clerk@santaclaraca.gov or at the public information desk at any City of Santa Clara public library.

RECOMMENDATION

1. Determine that the proposed actions are exempt from CEQA pursuant to Section 15301 (c), "Existing Facilities," of Title 14 of California Code of Regulations;
2. Award the Public Works Contract for the Citywide Emergency Generators Replacement Phase 3 Project to the lowest responsive and responsible bidder, Saboo Inc., in the amount of $2,700,000 and authorize the City Manager or Designee to execute any and all documents associated with, and necessary for the award, completion, and acceptance of this Project in final forms approved by the City Attorney;
3. Authorize the City Manager or Designee to execute change orders up to approximately 15 percent of the original contract price, or $405,000, for a total not to exceed contract amount of $3,105,000; and
4. Approve the following FY 2025/26 budget amendments:

a. In the Public Buildings Capital Fund, recognize a transfer from the Water Utility Fund in the amount of $725,320, a transfer from the Water Utility Capital Fund in the amount of $2,300,000, and a transfer from the Electric Utility Capital Fund in the amount of $360,530, and increase the Standby Stationary Generators Project by $3,385,850 (five affirmative Council votes required to appropriate additional revenue) ;
b. In the Water Utility Fund, establish a transfer to the Public Buildings Capital Fund in the amount of $725,320 and decrease the Unrestricted Ending Fund Balance in the amount of $725,320 (five affirmative Council votes required for the use of unused balances) ;
c. In the Water Utility Capital Fund, establish a transfer to the Public Buildings Capital Fund in the amount of $2,300,000 and decrease the Buildings and Grounds Project by $2,300,000 (majority affirmative Council votes required) ; and
d. In the Electric Utility Capital Fund, establish a transfer to the Public Buildings Capital Fund in the amount of $360,530 and decrease the Electric Yard Building and Grounds Project in the amount of $360,530 (majority affirmative Council votes required) .

Reviewed by: Craig Mobeck, Director of Public Works
Approved by: Jovan Grogan, City Manager

ATTACHMENTS
1. Project Location Map
2. Bid Summary

DE LA CRUZ PUMP STATION
3899 DE LA CRUZ BOULEVARD, SANTA CLARA, CA 95054

SERRA BOOSTER
200 LAWRENCE EXPRESSWAY, SANTA CLARA, CA 95051

UTILITY CORPORATION YARD
MARTIN AVENUE SAN JOSE, CA 95128

DOWNTOWN BOOSTER
351 BROKAW ROAD SANTA CLARA, CA 95050

PROJECT SITE LOCATION MAPS

SCALE: NONE

Attachment 2
Bid Summary

Citywide Emergency Generators Replacement Phase 3 Project (CE 23-24-09)

BID SUMMARY	**Bid Opening Date: February 12, 2026**	
ENGINEER'S ESTIMATE:	**$ 2,537,000**	
Contractor	**Total Bid ($)**	**Percentage above/below Engineer's Estimate**
AAAA Generator Services, Inc.	$ 1,998,800	21% Below
SCC Electric, Inc.	$ 2,430,000	4% Below
Saboo, Inc.	$ 2,700,000	6% Above
Redwood Engineering Construction	$ 2,948,888	16% Above

26-275 Agenda Date: 5/5/2026

REPORT TO COUNCIL

SUBJECT

Action to Authorize the City Manager to Enter into an Exclusive Negotiating Agreement (ENA) with Valley Water for the Development of the Pure Water Silicon Valley Project (PWSV)

BACKGROUND

The City of San José and City of Santa Clara ("Cities") and Santa Clara Valley Water District ("Valley Water") have historically collaborated to expand recycled water and augment the local water supply in the County of Santa Clara. The Cities and Valley Water partnered on the construction of the Silicon Valley Advanced Water Purification Center ("SVAWPC"), more commonly known as the Advanced Water Purification Center, or "AWPC"), an advanced wastewater treatment facility producing up to eight million gallons per day of purified water that is blended with treated effluent from the San José-Santa Clara Water Pollution Control Plant, otherwise known as the Regional Wastewater Facility ("RWF") to enhance recycled water quality distributed by the South Bay Water Recycling ("SBWR") Program. The Cities are co-owners of the land surrounding the RWF, and the City of San José serves as the administering agency for the RWF.

In January 2023, Valley Water and the Cities of San José and Santa Clara executed a Letter of Intent for Collaborating on the Expansion of Recycled and Purified Water in Santa Clara County (RTC 23-1053). This collaboration involves leveraging treated wastewater from the RWF for potable reuse. While updating its Water Supply Master Plan 2050, Valley Water determined that investing in potable reuse was an effective way to address projected water supply shortages for the communities in its service area. This is especially true during drought periods, which are becoming more intense and longer in duration due to climate change.

The Cities and Valley Water are partnering on the PWSV to develop a direct potable reuse ("DPR") project adjacent to the SVAWPC with a goal of producing 24,000 acre-feet per year of purified water to ensure a sustainable future water supply for the communities.

In June 2025, the City Council approved an Option Agreement for an Amendment to the Ground Lease for the PWSV Project, formerly known as the Purified Water Project (RTC 25-572). The Option Agreement included requirements that Valley Water must meet to exercise the Amendment to the Ground Lease, which would update the footprint of Valley Water's SVAWPC lease to account for the construction and operations of the DPR demonstration facility. Requirements of the Option Agreement include, in part, completion of environmental and approval of CEQA determinations, execution of proposed amendments to the Operations and Maintenance Agreement and Integration Agreement, and coordination and negotiations with Microsoft regarding their planned improvements. In 2017, Microsoft acquired a parcel of land known as APN 015-31-054 from a private entity, located southeast of the RWF buffer lands, and is separate from the RWF buffer lands.

In August 2025, at a joint City of San José City Council and Valley Water Board of Directors meeting, staff presented progress on the PWSV Project, including plans to prepare an Exclusive Negotiations Agreement for the proposed PWSV site.

DISCUSSION

Following the direction of the City of San José City Council and Valley Water Board of Directors from the August 19, 2025, joint meeting, staff from the Cities and Valley Water developed and completed the ENA (Attachment 1) for approval by the City Councils and Valley Water Board and execution by the City Managers and Valley Water's Chief Executive Officer.

A DPR project, like the PWSV, requires significant study and cost to meet the state's DPR regulatory requirements, adopted in October 2024, and to be a successful water supply project that protects public health and the environment. The Cities have been actively collaborating with Valley Water, as Valley Water moves forward with significant investments in the PWSV. The ENA provides Valley Water with assurance that the land proposed for the PWSV will be available for at least three years before Valley Water makes significant upfront planning and study investments.

The ENA also protects the Cities and the RWF's long-term interest in effective use of the land by not reserving the land indefinitely should PWSV not be successful, experience substantial delays, or if desirable alternative uses of the land are identified within the five to 10-year time frame.

In addition to the significant number of studies and costs that Valley Water will incur, a number of agreements need to be negotiated between the Cities, the RWF, and Valley Water for leasing the land, source water supply, and long-term operational agreements, since a full-scale DPR facility and the RWF will be connected yet remain as separate facilities. The ENA will reserve the land while the parties negotiate the agreements required for the PWSV. The following is a summary of the terms of the ENA:

1. Parties: City of San Jose, City of Santa Clara, Valley Water Authority
2. Term: Three years unless earlier terminated for default or extended in the discretion of the San Jose City Manager for up to three additional one-year periods. Valley Water can also terminate if the project proves to be infeasible.
3. Cities' Obligations: Engage in exclusive, good-faith negotiations during the term for agreements setting forth the terms for the development and operation of the PWSV project on the identified site. Note: The City of San Jose has primary responsibility of negotiations and for implementing all other aspects for the ENA.
4. Valley Water's Obligations/Costs: Valley Water to bear all of its own costs in negotiations and its efforts to develop the project, including for CEQA analysis.
5. Reservation of Rights: San Jose reserves the right to use the property for RWF operations pending any agreement for the PWSV project. Entering into the ENA and negotiating terms for the project does not commit the Cities to approving any agreement or required entitlements for the project.

Staff will return to the City Council for future updates at major project milestones or if action is required via informational memoranda or other appropriate means.

ENVIRONMENTAL REVIEW

The action being considered does not constitute a "project" within the meaning of the California

Environmental Quality Act ("CEQA") pursuant to CEQA Guidelines section 15378(b)(5) in that it is a governmental organizational or administrative activity that will not result in direct or indirect changes in the environment.

FISCAL IMPACT

There is no fiscal impact associated with this ENA. It is an agreement to negotiate the terms of the future land lease and other required agreements for the PWSV Project. All the PWSV costs referenced in this memorandum, including staff time for City of San José employees, will be paid for or reimbursed by Valley Water.

COORDINATION

This report has been coordinated with the City Attorney's Office

PUBLIC CONTACT

Public contact was made by posting the Council agenda on the City's official-notice bulletin board outside City Hall Council Chambers. A complete agenda packet is available on the City's website and in the City Clerk's Office at least 72 hours prior to a Regular Meeting and 24 hours prior to a Special Meeting. A hard copy of any agenda report may be requested by contacting the City Clerk's Office at (408) 615-2220, email clerk@santaclaraca.gov or at the public information desk at any City of Santa Clara public library.

RECOMMENDATION

Authorize the City Manager or their designee to execute the Exclusive Negotiations Agreement between the City of San José, City of Santa Clara, and Valley Water in substantially the form presented, in a final form approved by the City Attorney

Reviewed by: John Ramirez, Director, Water and Sewer Utilities
Approved by: Jovan Grogan, City Manager

ATTACHMENTS

1. Exclusive Negotiating Agreement between the City of San José, City of Santa Clara, and Valley Water

EXCLUSIVE NEGOTIATIONS AGREEMENT

APN 01531063

This Exclusive Negotiations Agreement ("Agreement") is effective the date fully executed (“Effective Date”) by and between the CITY OF SAN JOSE, a municipal corporation of the State of California ("City"), the CITY OF SANTA CLARA, a municipal corporation of the State of California (“Santa Clara”), and SANTA CLARA VALLEY WATER DISTRICT, a California special district (“Valley Water”). City, Santa Clara, and Valley Water are sometimes referred to herein as a "Party" or collectively as the "Parties."

RECITALS

A. WHEREAS, City is the owner of certain real property located at the east side of Zanker Road, north of State Route 237 (APN 01531063) in the City of San José, and more particularly described on Exhibit A attached hereto and incorporated herein by this reference (“Property”);

B. WHEREAS, City and Santa Clara are the owners of the San Jose/Santa Clara Water Pollution Control Plant (collectively “Owners”);

C. WHEREAS, City is the administering agency for the management of the San Jose/Santa Clara Water Pollution Control Plant lands, including for the Property;

D. WHEREAS, Valley Water proposes to construct and operate a full-scale direct potable reuse (“DPR”) facility project known as “Pure Water Silicon Valley” (“Project”) on a portion of the Property as shown on Exhibit A; and

E. WHEREAS, Owners desire to offer Valley Water the opportunity to exclusively negotiate with the Owners to construct and operate the Project on the Property.

NOW, THEREFORE, in consideration of the mutual covenants and promises hereinafter set forth, the Parties hereby agree as follows:

1. Good Faith Negotiations. Subject to the terms and conditions of this Agreement, Owners and Valley Water shall work diligently and in good faith to negotiate and jointly prepare the agreements required to construct and operate the proposed Project on the Property (collectively, the “Project Agreements”), including, but not limited to, (a) an option agreement for ground lease and property use agreement, (b) a ground lease and property use agreement, and (c) one or more agreements that address source water, reverse osmosis concentrate, and operations and maintenance of the Project. During the Term of this Agreement, Owners agree not to solicit offers or proposals or negotiate with any other person or entity regarding the development of the Property. It is expressly understood and agreed by the Parties that this Agreement does not convey any

interest in the Property or constitute any approval whatsoever of any project, including the proposed Project. By its execution of this Agreement, the Owners are not committing to or agreeing to undertake (a) any disposition of land to Valley Water; or (b) any other acts requiring the subsequent independent exercise of discretion by the City, or its departments. It is further agreed and understood that this Agreement does not imply any obligation on the part of Owners nor Valley Water to enter into the Project Agreements or any agreement that may result from the negotiations contemplated herein.

2. Term of Agreement.

A. The term of this Agreement shall be for a period of three (3) years commencing on the Effective Date of this Agreement and terminating thirty-six (36) months after the Effective Date ("Initial Term") unless earlier terminated or extended as provided in this Section.

B. The City Manager of the City of San Jose, or the City Manager's designee, acting on behalf of the Owners, shall have the right to extend the Initial Term of this Agreement in one-year increments up to a maximum of three (3) one-year periods ("Option Period(s)"). The decision to extend the Initial Term or any of the Option Period(s) shall be at the sole and absolute discretion of the City Manager. If City elects to extend the Initial Term or any of the Option Period(s), the City shall notify Valley Water in writing not less than thirty (30) days prior to expiration of the Initial Term or the expiration of the Option Period(s) ("Notice of Extension") in the form set forth in Exhibit C. The Initial Term and the Option Period(s) of this Agreement shall be collectively referred to as "The Term".

C. If Valley Water does not comply in a timely and diligent manner with any material obligation of Valley Water under this Agreement, City, at its option, may terminate this Agreement on behalf of the Owners at any time following written notice to Valley Water and failure of Valley Water to cure the breach within a reasonable period of time following receipt of such notice. The City Manager, or the City Manager's designee, may terminate this Agreement on behalf of the Owners. The termination shall be effective upon Valley Water's receipt of City's written notice. If, during the Term, Valley Water determines that it is not feasible for Valley Water to develop the Project, Valley Water shall have the right to terminate this Agreement upon providing written notice to City. Valley Water's Chief Executive Officer ("CEO"), or the CEO's designee, may terminate this Agreement on behalf of Valley Water.

3. City Use of Property. Prior to the Parties executing a ground lease and property use agreement for the Project, City is entitled to use the lands designated on Exhibit A for temporary or interim purposes related to the San Jose/Santa Clara Water Pollution Control Plant.

4. Project Milestones. Within the time periods set forth in the Schedule of Performance attached hereto as Exhibit B ("Schedule of Performance"), the Parties shall

have completed the milestones set forth therein. The City Manager is authorized to extend, on behalf of the Owners, the date for the performance of any task listed on Exhibit B.

5. Disclosure of Confidential Information. The Parties are subject to the California Public Records Act ("Act"). The Act generally provides that written documents retained by either Party are subject to disclosure upon the request of any third party except for specific limited exceptions provided for in the Act. Each Party shall designate as "Confidential" any information which they provide to the other Party which they desire to keep confidential. If a request for disclosure of any information designated as "Confidential" by either Party is made under the Act, they shall notify the other Party in writing and the other Party shall have the opportunity to object to the release of such information.

6. Valley Water Responsibilities.

A. Development Costs. Valley Water expressly acknowledges that all expenses and costs it may incur during the Term of this Agreement or as a result of this Agreement are its sole obligation and responsibility and done at its sole risk, including, but not limited to, any costs associated with the proposed Project and any costs incurred to prepare the necessary studies and analysis required for any proposed project.

B. California Environmental Quality Act. The California Environmental Quality Act ("CEQA") is applicable to any Project contemplated by this Agreement. Environmental clearance must be obtained prior to obtaining City Council approval of any Project Agreements related to the proposed Project.

7. Owners' Responsibilities.

A. Owners' Assistance and Cooperation. Owners shall cooperate with Valley Water by providing information regarding the Property.

B. Distinction from Regulatory Authority of the Owners. Valley Water understands and agrees that this Agreement does not and shall not be construed to indicate or imply that the Owners, acting as regulatory or permitting authorities, have hereby granted or are obligated to grant any approval or permit required by law for the development of the Project on the Property as contemplated by this Agreement.

C. Public Hearing. If the negotiations contemplated herein culminate in the Project Agreements, the agreements will be brought forward for consideration by the Owners' respective City Councils and Valley Water Board, provided, however, such agreements shall become effective only after having been considered and approved by the Owners' respective City Councils in their sole and absolute discretion following any public hearings or other actions required by law.

8. Notices. All notices and other communications required or permitted to be given under this Agreement shall be in writing and may be delivered by hand, by facsimile transmission with verification of receipt, or by United States mail, postage prepaid and return receipt requested, addressed to the respective Parties as follows:

To City:

Jeff Provenzano
Director of Environmental Services
City of San José
200 East Santa Clara Street, 10th floor tower
San Jose, CA 95113

To Valley Water:

Aaron Baker
Chief Operating Officer
Santa Clara Valley Water District
5750 Almaden Expressway
San Jose, CA 95118

To Santa Clara:

John Ramirez
Director of Water & Sewer Utilities
City of Santa Clara
1500 Warburton Avenue
Santa Clara, CA 95050

or to such other address as any party may designate by notice in accordance with this Section.

A copy of any notice of a legal nature, including, but not limited to, any claims against City, its officers or employees shall also be served in the manner specified above to the following address:

City of San José
City Attorney's Office
200 East Santa Clara Street, 16th Floor
San Jose, CA 95113

A copy of any notice of a legal nature, including, but not limited to, any claims against Valley Water, its officers or employees shall also be served in the manner specified above to the following address:

Santa Clara Valley Water District
Office of District Counsel
5750 Almaden Expressway
San Jose, CA 95118

A copy of any notice of a legal nature, including, but not limited to, any claims against Santa Clara, its officers or employees shall also be served in the manner specified above to the following address:

City of Santa Clara
City Attorney's Office
1500 Warburton Avenue
Santa Clara, CA 95050

9. Waiver of Lis Pendens. It is expressly understood and agreed by the Parties that no lis pendens shall be filed with respect to this Agreement or any dispute or act arising from it.

10. Time of Essence. It is understood and agreed by the Parties that time is of the essence in the performance of the obligations of this Agreement.

11. Assignment. Valley Water may not transfer or assign any or all of its rights or obligations hereunder except with the prior written consent of City which may be granted or withheld in City's sole and absolute discretion, and any such attempted assignment without the prior written consent of City shall be wholly void and of no effect.

12. No Third Party Beneficiaries. This Agreement is made and entered into solely for the benefit of the City and Valley Water and no other person shall have any right of action under this Agreement.

13. Governing Law. The law governing this Agreement shall be that of the State of California.

14. Venue. In the event that suit shall be brought by either party hereunder, the Parties agree that trial of such action shall be exclusively vested in a state court in the County of Santa Clara, or where appropriate, in the United States District Court for the Northern District of California, San Jose, California.

15. Prior Agreements and Amendments. This Agreement, including all Exhibits listed below and attached hereto, represents the entire understanding of the Parties as to those matters contained herein. No prior oral or written understanding between the Parties shall be of any force or effect with respect to those matters covered hereunder.

This Agreement may only be modified by a written amendment duly executed by the Parties.

Exhibit A	Description of Property
Exhibit B	Schedule of Performance
Exhibit C	Notice of Exercise of Option to Extend Agreement

IN WITNESS WHEREOF, the Parties hereto have executed this Agreement on the Effective Date.

APPROVED AS TO FORM:

By: _____
Wesley Klimczak
Sr. Deputy City Attorney

CITY OF SAN JOSE

By: _____
Toni Taber, MMC
City Clerk

APPROVED AS TO FORM:

By: _____
Glen R. Googins
City Attorney

CITY OF SANTA CLARA

By: _____
Jōvan D. Grogan
City Manager

APPROVED AS TO FORM:

By: _____
E. Ray Ruiz
Assistant District Counsel

SANTA CLARA VALLEY WATER DISTRICT

By: _____
Melanie Richardson, PE
Interim Chief Executive Officer

EXHIBIT A

DESCRIPTION OF PROPERTY

Real property in the City of San Jose, County of Santa Clara, State of CALIFORNIA, described as follows:

APN: 01531063

Exhibit A

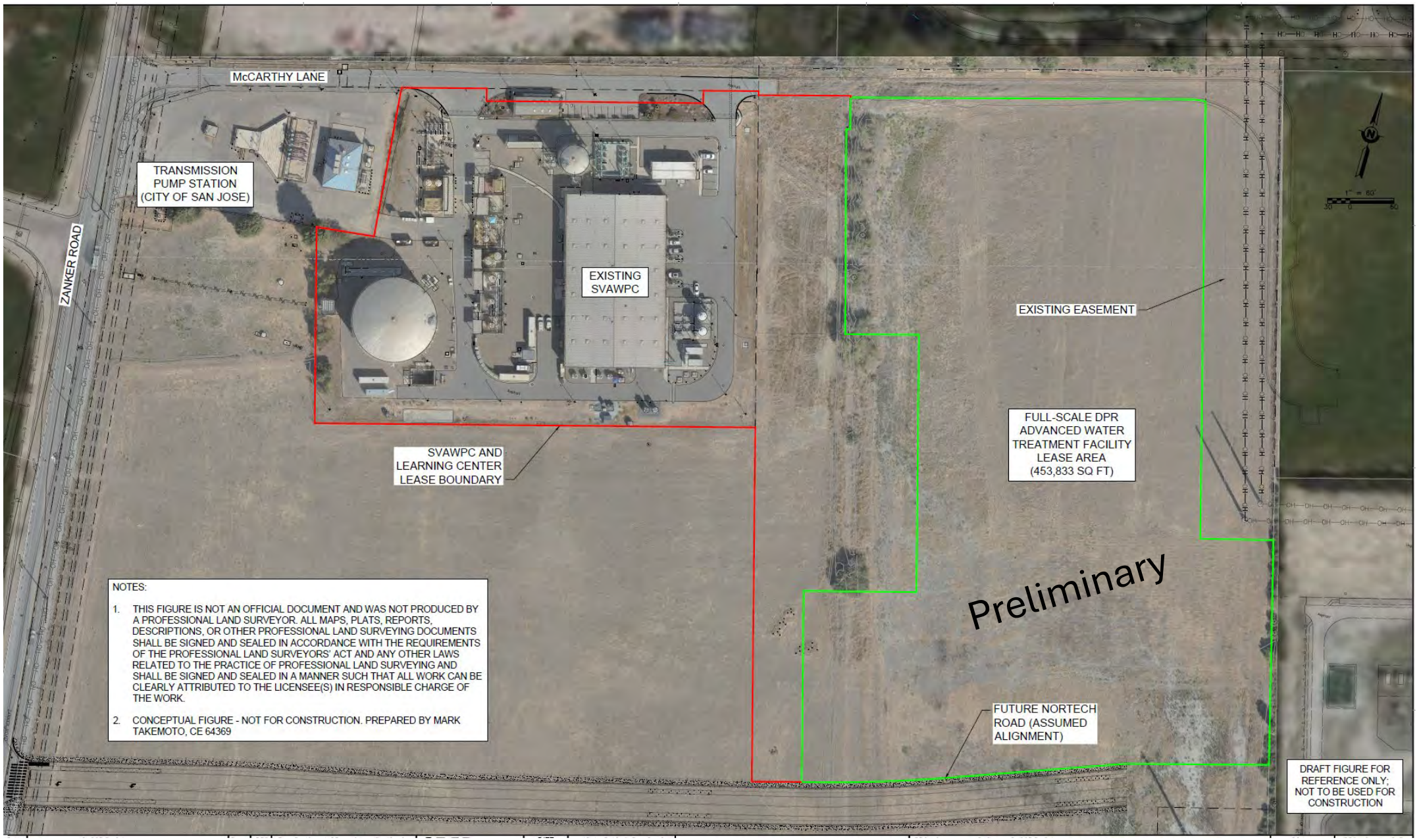
McCARTHY LANE
TRANSMISSION PUMP STATION (CITY OF SAN JOSE)
ZANKER ROAD
EXISTING SVAWPC
EXISTING EASEMENT
FULL-SCALE DPR ADVANCED WATER TREATMENT FACILITY LEASE AREA (453,833 SQ FT)
SVAWPC AND LEARNING CENTER LEASE BOUNDARY
Preliminary
FUTURE NORTECH ROAD (ASSUMED ALIGNMENT)
DRAFT FIGURE FOR REFERENCE ONLY; NOT TO BE USED FOR CONSTRUCTION
NOTES:
1. THIS FIGURE IS NOT AN OFFICIAL DOCUMENT AND WAS NOT PRODUCED BY A PROFESSIONAL LAND SURVEYOR. ALL MAPS, PLATS, REPORTS, DESCRIPTIONS, OR OTHER PROFESSIONAL LAND SURVEYING DOCUMENTS SHALL BE SIGNED AND SEALED IN ACCORDANCE WITH THE REQUIREMENTS OF THE PROFESSIONAL LAND SURVEYORS' ACT AND ANY OTHER LAWS RELATED TO THE PRACTICE OF PROFESSIONAL LAND SURVEYING AND SHALL BE SIGNED AND SEALED IN A MANNER SUCH THAT ALL WORK CAN BE CLEARLY ATTRIBUTED TO THE LICENSEE(S) IN RESPONSIBLE CHARGE OF THE WORK.
2. CONCEPTUAL FIGURE - NOT FOR CONSTRUCTION. PREPARED BY MARK TAKEMOTO, CE 64369

EXHIBIT B

SCHEDULE OF PERFORMANCE

Note:
Whenever this Schedule of Performance requires the submission of plans or other documents at a specified time, such plans or other documents as submitted shall be complete and adequate for review by the City within the time set forth herein. Prior to the time set for each particular submission, Valley Water shall consult with City staff informally as necessary concerning such submission in order to assure that such submission will be complete and in a proper form within the time for submission set forth herein.

Milestone	Deadline From Effective Date
Valley Water to take necessary actions to include the Project in its capital improvement program.	6 months
Valley Water to Request Private Letter Ruling from Internal Revenue Service that DPR Program, will not, in and of itself, adversely affect the exclusion from gross income of interest on proposed tax-exempt bonds for Federal income tax purposes under the Internal Revenue Code of 1986, as amended.	2 years
City and Valley Water to extend Right of Entry Agreement, dated August 21, 2024, prior to termination of the Right of Entry Agreement on August 21, 2027.	Prior to termination of Right of Entry.
Completion of Option agreement for full scale facility area.	3 years

EXHIBIT C

NOTICE OF EXERCISE OF OPTION TO EXTEND AGREEMENT BETWEEN THE CITY OF SAN JOSE AND SANTA CLARA VALLEY WATER DISTRICT

WHEREAS, on_____ , 2026, the CITY OF SAN JOSE ("City"), the City of Santa Clara ("Santa Clara"), and SANTA CLARA VALLEY WATER DISTRICT ("Valley Water") entered into an Exclusive Negotiations Agreement ("Agreement") which contains an option to extend the Agreement for three (3) additional one-year periods (each an "Option Period"); and

WHEREAS, City has made the determination to extend the Agreement for the first/second/third one-year Option Period;

NOW, THEREFORE,

City hereby exercises on behalf of itself and Santa Clara, pursuant to Section 2(B) of the Agreement, the first/second/third one-year option to extend the term of the Agreement for the period of _____ through _____. All the terms and conditions of the Agreement shall remain in full force and effect during the Option Period.

APPROVED AS TO FORM:

By:_____
Wesley Klimczak
Sr. Deputy City Attorney

CITY OF SAN JOSE

By: _____
Toni Taber
City Clerk

26-67 Agenda Date: 5/5/2026

REPORT TO COUNCIL

SUBJECT

Action on a Resolution to Adopt a List of Projects Funded by Senate Bill 1, The Road Repair and Accountability Act, for Fiscal Year 2026-27

BACKGROUND

In April 2017, Senate Bill 1 (SB 1), the Road Repair and Accountability Act of 2017, was signed into law. SB 1 increased the per gallon fuel excise taxes, diesel fuel sales tax, and vehicle registration fees to address basic road maintenance and rehabilitation. SB 1 directs the State Controller to allocate 50 percent of the tax revenues to the State and 50 percent to cities and counties. The amount received by the City of Santa Clara and other eligible cities is determined by a formula.

Per SB 1, funding should be prioritized for basic road maintenance, rehabilitation, and critical safety projects. The Pavement Condition Index (PCI) is a numerical index between zero and 100 that is used to indicate the general condition of pavement, with zero considered as ‘Failed’ and 100 considered as ‘Brand New.’ A city may spend its portion of SB 1 funds on transportation priorities other than road maintenance and critical safety projects if the city’s average PCI meets or exceeds 80. As of March 2026, the City of Santa Clara’s current average PCI is 73.

In order to receive funding, the City must follow the Local Streets and Roads Funding Program Reporting Guidelines adopted by the California Transportation Commission. The guidelines require the City to submit a project list annually that identifies proposed projects (Project List).

This will be the tenth year the City will receive SB 1 funding and the City Council previously approved SB 1 Project Lists starting in FY 2017/18. Maintenance for the streets identified under the previous project lists has been completed, and the Project List for FY 2025/26 is projected to be completed in 2026. The streets listed within the Project List for FY 2026/27, considered in this report, are projected to be completed in 2027.

DISCUSSION

The City must adopt a Project List for FY 2026/27 by Resolution and submit it in order to be eligible to receive FY 2026/27 SB 1 funds. The Resolution (Attachment 1) and proposed Project List (Attachment 2) identify streets to receive maintenance and rehabilitation in order to extend the pavement surface life, improve ride quality, and improve the overall pavement condition of the City street network utilizing SB 1 funding.

The SB 1 Guidelines allow flexibility for the City to fund projects in accordance with local needs and priorities. The Project List can be revised at a later date should the City’s needs and priorities change. Additionally, the City can fund projects that were not included in the Project List in any given year and can also choose not to fund projects that were on the list without amending or resubmitting.

The Project List is developed based on information from the City's Pavement Management System, which prioritizes pavement projects to provide the most cost-effective maintenance program based on street conditions, remaining pavement service life, and available funds.

Adoption of the Resolution will allow the City to remain eligible to receive FY 2026/27 SB 1 funds. If the Resolution is not adopted, the funds may be forfeited and distributed to other eligible agencies.

ENVIRONMENTAL REVIEW

The action being considered does not constitute a "project" within the meaning of the California Environmental Quality Act ("CEQA") pursuant to CEQA Guidelines section 15378(b)(4) in that it is a fiscal activity that does not involve any commitment to any specific project which may result in a potential significant impact on the environment. Any project on the list that moves forward to construction will be evaluated in accordance with CEQA as part of the approval process.

FISCAL IMPACT

Based upon revenue estimates published by the League of California Cities in January 2026, it is projected that the City could receive up to $3.78 million of SB 1 funds in FY 2026/27. Appropriation of SB 1 revenues will be brought forward for Council's consideration through the FY 2026/27 and 2027/28 Biennial Capital Improvement Program budget process, and budget amendments may be brought forward in the future should the actual SB 1 revenues received from the State increase or decrease from the budgeted amount.

COORDINATION

This report has been coordinated with the Finance Department and the City Attorney's Office.

PUBLIC CONTACT

Public contact was made by posting the Council agenda on the City's official-notice bulletin board outside City Hall Council Chambers. A complete agenda packet is available on the City's website and in the City Clerk's Office at least 72 hours prior to a Regular Meeting and 24 hours prior to a Special Meeting. A hard copy of any agenda report may be requested by contacting the City Clerk's Office at (408) 615-2220, email clerk@santaclaraca.gov or at the public information desk at any City of Santa Clara public library.

RECOMMENDATION

Adopt a Resolution with a List of Projects Funded by Senate Bill 1, The Road Repair and Accountability Act, for Fiscal Year 2026-27.

Reviewed by: Craig Mobeck, Director of Public Works
Approved by: Jovan Grogan, City Manager

ATTACHMENTS

1. Resolution
2. Senate Bill 1 Proposed Project List for FY 2026-27

RESOLUTION NO. _____

A RESOLUTION OF THE CITY OF SANTA CLARA, CALIFORNIA TO ADOPT A LIST OF PROJECTS FUNDED BY SENATE BILL 1, THE ROAD REPAIR AND ACCOUNTABILITY ACT, FOR FISCAL YEAR 2026-27

WHEREAS, Senate Bill 1 (SB 1), the Road Repair and Accountability Act of 2017 (Chapter 5, Statutes of 2017) was passed by the Legislature and Signed into law by Governor Edmund G. Brown in April 2017;

WHEREAS, SB 1 created the Road Maintenance and Rehabilitation Account (RMRA) to address basic road maintenance, rehabilitation, and critical safety needs on both the state highway and local streets and road system;

WHEREAS, SB1 requires cities to provide basic annual RMRA project reporting to the California Transportation Commission (CTC) in order to be eligible for RMRA funding;

WHEREAS, the CTC adopted the Local Streets and Roads Funding Program Reporting Guidelines (Guidelines) that describe the general policies and procedures for carrying out the annual RMRA project reporting requirements for cities;

WHEREAS, SB 1 and the Guidelines require that cities must submit a List of Projects proposed to receive RMRA funding to the CTC each fiscal year and that the list of projects must be adopted by resolution by the City Council at a regular public meeting;

WHEREAS, SB 1 and the Guidelines provide that the List of Projects shall not limit the flexibility of an eligible city to fund projects in accordance with local needs and priorities and an eligible city may make changes to the List of Projects;

WHEREAS, to receive RMRA funding, the City of Santa Clara must adopt a resolution adopting a list of proposed projects at a regular public meeting and such project list must include a description and the location of each proposed project, a proposed schedule for the project's completion, and the estimated useful life of the improvement; and

WHEREAS, the City of Santa Clara affirms its commitment that the RMRA apportionments will

be used and reported on as required by statute and the Guidelines.

NOW THEREFORE, BE IT RESOLVED BY THE CITY OF SANTA CLARA AS FOLLOWS:

1. That the foregoing recitals are true and correct.

2. That the City of Santa Clara adopts the Senate Bill (SB) 1 Proposed Project List for Fiscal Year 2026-27 as attached and incorporated herein by reference into this Resolution.

3. Effective date. This resolution shall become effective immediately.

I HEREBY CERTIFY THE FOREGOING TO BE A TRUE COPY OF A RESOLUTION PASSED AND ADOPTED BY THE CITY OF SANTA CLARA, CALIFORNIA, AT A REGULAR MEETING THEREOF HELD ON THE ___ DAY OF _____, 2026, BY THE FOLLOWING VOTE:

AYES: COUNCILORS:

NOES: COUNCILORS:

ABSENT: COUNCILORS:

ABSTAINED: COUNCILORS:

ATTEST: _____
NORA PIMENTEL, MMC
ASSISTANT CITY CLERK
CITY OF SANTA CLARA

Attachments incorporated by reference:
1. Senate Bill (SB) 1 Proposed Project List for FY 2026-27

Project List
LSR -FY26/27-5019-001
FY 26/27

Project Details

ID	Title	Description		Est. Completion		Useful Life		Assem.	Senate	Elements
				Pre-Con	Con	Min	Max			
PP001	Annual Street Maintenance and Rehabilitation Program Project	This project will include: ADA Curb Ramp Installation (New), Bicycle Lane (New), Document Preparation, Pavement Rehab/Repair (Existing), Paving and/or Striping Installation (New Safety), Paving and/or Striping Rehab/Repair (Existing Safety), Sidewalk and/or Crosswalk Rehab/Repair (Existing), Traffic Signals, Lights, and/or Signage Rehab/Repair (Existing Safety)	**The following locations identified are subject to be changed:** • **ADAMS WAY (**HAYES AVE. to WOODHAMS RD.) *[ADAMSW 000001]* • **ALLEN CT.** (ALLEN WAY to CUL-DE-SAC) *[ALLNCT 000001]* • **ALLEN WAY** (RODONOVAN DR. to CRONIN DR.) *[ALLNWY 000001]* • **ALLEN WAY** (CRONIN DR. to BURNETT AVE.) *[ALLNWY 000002]* • **ALVISO ST.** (MARKET ST. to POPLAR ST.) *[ALVISO 000004]* • **ALVISO ST.** (POPLAR ST. to COLLEGE ST.) *[ALVISO 000005]* • **ALVISO ST.** (HILMAR ST. to NEWHALL ST.) *[ALVISO 000006]* • **ALVISO ST.** (NEWHALL ST. to HEATHERDALE AVE.) *[ALVISO 000007]* • **ALVISO ST.** (COLLEGE ST. to CAMINO) *[ALVISO 000008]* • **ALVISO ST.** (CAMINO DR. to HILMAR ST.) *[ALVISO 000009]* • **ATHERTON DRIVE** (CRONIN DR. to WOODHAMS RD.) *[ATHRTN 000001]*	05/2027	12/2027	3	20	26	10	Complete Streets, Sustainability

ID	Title	Description		Est. Completion		Useful Life		Assem.	Senate	Elements
				Pre-Con	Con	Min	Max			
			• **BAYLOR DRIVE** (PRINCETON WAY to VANDERBILT WAY) *[BAYLOR 000001]* • **BELLA VISTA AVENUE** (ST. LAWRENCE DR. to NOBILI AVE.) *[BELVST 000001]* • **BELLA VISTA COURT** (ST. LAWRENCE DR. to CUL-DE-SAC) *[BLVSTC 000001]* • **BONNIE DRIVE** (QUINN AVE. to MISSION GLEN DR.) *[BONIDR 000001]* • **BONNIE DRIVE** (DUNDEE AVE. to QUINN AVE.) *[BONIDR 000002]* • **BONNIE DRIVE** (BOWERS AVE. to DUNDEE DR.) *[BONIDR 000003]* • **BRIARCLIFF COURT** (KENYON DR. to CUL-DE-SAC) *[BRICLF 000001]* • **BRIARWOOD DRIVE** (ST. LAWRENCE DR. to CABRILLO AVE.) *[BRIRWD 000002]* • **BRIARWOOD DRIVE** (WARBURTON AVE. to ST. LAWRENCE DR.) *[BRIRWD 000003]* • **BURKE DRIVE** (NELSON DR. to EISENHOWER DR.) *[BURKED 000001]* • **BURNETT AVENUE** (PRUNERIDGE AVE. to ALLEN WAY) *[BURNET 000001]* • **CARTER WAY** (GENEVA DR. to TRACY DR.) *[CARTER 000001]* • **CLARK AVENUE** (STEBBINS AVE. to MORRISON AVE.) *[CLARKA 000001]* • **CLINTON AVENUE** (HARVARD DR. to ROSEMONT DR.) *[CLINTN 000001]*						

ID	Title	Description		Est. Completion		Useful Life		Assem.	Senate	Elements
				Pre-Con	Con	Min	Max			
			• **CALVERT COURT** (TRACY DR. to CUL-DE-SAC) *[CLVRTC 000001]* • **CALVERT DRIVE** (HARVARD AVE. to TRACY DR.) *[CLVRTD 000001]* • **CAMBRIDGE DRIVE** (FORBES AVE. to EDEN DR.) *[CMBRDG 000001]* • **DAYTON AVENUE** (ROSEMONT DR. to CLINTON AVE.) *[DAYTON 000001]* • **DEBORAH DRIVE** (MONROE ST. to PASETTA DR.) *[DEBORA 000001]* • **DOMINICAN DRIVE** (HARVARD AVE. to OXFORD DR.) *[DMINCN 000001]* • **DRAKE COURT** (PRUNERIDGE AVE. to CUL-DE-SAC) *[DRAKEC 000001]* • **DUNDEE DRIVE** (TARTAN DR. to BONNIE DR.) *[DUNDEE 000001]* • **EDEN COURT** (EDEN DR. to CUL-DE-SAC) *[EDENCT 000001]* • **EDEN DRIVE** (HARVARD DR. to TULANE DR.) *[EDENDR 000001]* • **EDEN DRIVE** (TULANE DR. to CAMBRIDGE DR.) *[EDENDR 000002]* • **ELLENA DRIVE** (WILLIAM DR. to LOS PADRES BLVD.) *[ELENAD 000001]* • **ELLIOT COURT** (ELLIOT ST. to CUL-DE-SAC) *[ELIOTC 000001]* • **ELLIOT STREET** (MORRISON AVE. to QUINN AVE.) *[ELIOTS 000001]* • **ELLIOT STREET** (QUINN AVE. to ELLIOT CT.) *[ELIOTS 000002]*						

ID	Title	Description		Est. Completion		Useful Life		Assem.	Senate	Elements
				Pre-Con	Con	Min	Max			
			• **ELLIOT STREET** (ELLIOT CT. to MONROE ST.) *[ELIOTS 000003]* • **EMIG COURT** (FOWLER AVE. to CUL-DE-SAC) *[EMIGCT 000001]* • **FLORA VISTA AVENUE** (WARBURTON AVE. to NOBILI AVE.) *[FLRVST 000004]* • **FORBES AVENUE** (HARVARD DR. to POMEROY AVE.) *[FORBES 000001]* • **FOWLER AVENUE** (WARBURTON AVE. to CALABAZAS BLVD.) *[FOWLER 000001]* • **GALWAY COURT** (PASETTA DR. to CUL-DE-SAC) *[GALWAY 000001]* • **GENEVA DRIVE** (CALVERT DR. to PRUNERIDGE AVE.) *[GENEVA 000001]* • **HARVARD AVENUE** (LAWRENCE EXPWY. to PRUNERIDGE AVE.) *[HARVRD 000001]* • **HARVARD AVENUE** (PRUNERIDGE AVE. to LEHIGH DR.) *[HARVRD 000002]* • **HARVARD AVENUE** (LEHIGH DR. to PRINCETON WAY) *[HARVRD 000003]* • **HAYES AVENUE** (MAURICIA AVE. to PRUNERIDGE AVE.) *[HAYESA 000001]* • **HEATHERDALE AVENUE** (ALVISO ST. to NEWHALL ST.) *[HTHRDL 000001]* • **JONES AVENUE** (WARBURTON AVE. to FOWLER AVE.) *[JONESA 000001]* • **KELLOGG WAY** (MAURICIA AVE. to ATHERTON DR.) *[KELLOG 000002]*						

ID	Title	Description		Est. Completion		Useful Life		Assem.	Senate	Elements
				Pre-Con	Con	Min	Max			
			• **KENYON DRIVE** (HARVARD AVE. to CAMBRIDGE DR.) *[KENYON 000001]* • **LAGUNA COURT** (NOBILI AVE. to CUL-DE-SAC) *[LAGUNA 000001]* • **LEHIGH DRIVE** (LAWRENCE EXPWY. to HARVARD AVE.) *[LEHIGH 000001]* • **LINDEN DRIVE** (WASHINGTON ST. to NEWHALL ST.) *[LINDEN 000001]* • **LINDEN DRIVE** (NEWHALL ST. to CITY LIMIT) *[LINDEN 000002]* • **LOS PADRES BOULEVARD** (PASETTA DR. to MONROE ST.) *[LSPADR 000001]* • **MANLY COURT** (PRUNERIDGE AVE. to CUL-DE-SAC) *[MANLYC 000001]* • **MISSION GLEN DRIVE** (BONNIE DR. to TARTAN DR.) *[MSNGLN 000001]* • **NAZARETH COURT** (KENYON DR. to CUL-DE-SAC) *[NZARTH 000001]* • **OXFORD COURT** (OXFORD DR. to CUL-DE-SAC) *[OXFDCT 000001]* • **OXFORD DRIVE** (KENYON DR. to DOMINICAN DR.) *[OXFDDR 000001]* • **PASETTA DRIVE** (WILLIAM DR. to DEAD END) *[PASETA 000001]* • **POMEROY AVENUE** (FOWLER AVE. to WARBURTON AVE.) *[POMROY 000001]* • **PRINCETON COURT** (PRINCETON WAY to CUL-DE-SAC) *[PRNCTC 000001]* • **PRINCETON WAY** (HOMESTEAD RD. to POMEROY AVE.) *[PRNCTW 000001]*						

ID	Title	Description		Est. Completion		Useful Life		Assem.	Senate	Elements
				Pre-Con	Con	Min	Max			
			• **PURDUE COURT** (PRINCETON WAY to CUL-DE-SAC) *[PURDUE 000001]* • **PYLE COURT** (ELLIOT ST. to CUL-DE-SAC) *[PYLECT 000001]* • **QUINN AVENUE** (BONNIE DR. to MONROE ST.) *[QUINAV 000001]* • **QUINN AVENUE** (MONROE ST. to MORRISON AVE.) *[QUINAV 000002]* • **QUINN COURT** (QUINN AVE. to CUL-DE-SAC) *[QUINCT 000001]* • **RODONOVAN COURT** (RODONOVAN DR. to CUL-DE-SAC) *[RDNVNC 000001]* • **RODONOVAN DRIVE** (MAURICIA AVE. to CUL-DE-SAC) *[RDNVND 000002]* • **ROSEMONT DRIVE** (PRUNERIDGE AVE. to DAYTON AVE.) *[ROSEMT 000001]* • **SHADY GLEN AVENUE** (ALVISO ST. to NEWHALL ST.) *[SHDYGL 000001]* • **SLOAT COURT** (PRUNERIDGE AVE. to CUL-DE-SAC) *[SLOATC 000001]* • **SANTA BARBARA AVENUE** (BRIARWOOD DR. to NOBILI AVE.) *[SNBRBR 000001]* • **SAN MARCOS WAY** (WARBURTON AVE. to ST. LAWRENCE DR.) *[SNMARC 000001]* • **SANTA INEZ COURT** (SANTA BARBARA AVE. to CUL-DE-SAC) *[SNTIZC 000001]*						

ID	Title	Description		Est. Completion		Useful Life		Assem.	Senate	Elements
				Pre-Con	Con	Min	Max			
			• **SANTA ROSA COURT** (SANTA BARBARA AVE. to CUL-DE-SAC) *[STARSA 000001]* • **STEBBINS AVENUE** (CLARK AVE. to MONROE ST.) *[STEBNS 000001]* • **ST. LAWRENCE DRIVE** (LAWRENCE EXPWY. to BRIARWOOD DR.) *[STLRDR 000001]* • **ST. LAWRENCE DRIVE** (BRIARWOOD DR. to VICTORIA AVE.) *[STLRDR 000002]* • **TARTAN DRIVE** (DUNDEE DR. to QUINN AVE.) *[TARTAN 000001]* • **TARTAN DRIVE** (QUINN AVE. to MISSION GLEN DR.) *[TARTAN 000002]* • **TRACY DRIVE** (PRUNERIDGE AVE. to DEAD END) *[TRACYD 000001]* • **TULANE COURT** (EDEN DR. to CUL-DE-SAC) *[TULANC 000001]* • **TULANE DRIVE** (KENYON DR. to EDEN DR.) *[TULAND 000001]* • **TOWNSEND AVENUE** (WARBURTON AVE. to VICTORIA AVE.) *[TWNSND 000001]* • **TOWNSEND AVENUE** (VICTORIA AVE. to CABRILLO AVE.) *[TWNSND 000002]* • **VICTORIA AVENUE** (WARBURTON AVE. to NOBILI AVE.) *[VCTRIA 000001]* • **VICTORIA AVENUE** (NOBILI AVE. to TOWNSEND AVE.) *[VCTRIA 000002]* • **VICTORIA AVENUE** (TOWNSEND AVE. to CUL-DE-SAC) *[VCTRIA 000003]*						

ID	Title	Description		Est. Completion		Useful Life		Assem.	Senate	Elements
				Pre-Con	Con	Min	Max			
			• **VANDERBILT WAY** (BAYLOR DR. to YALE LN.) *[VNDRBL 000001]* • **WHEELING DRIVE** (TULANE DR. to CAMBRIDGE DR.) *[WHELNG 000001]* • **WILLIAM DRIVE** (ELLENA DR. to PASETTA DR.) *[WILIAM 000001]* • **WISTARIA AVENUE** (LINDEN DR. to NEWHALL ST.) *[WSTRIA 000001]* • **YALE LANE** (VANDERBILT WAY to PRINCETON WAY) *[YALELN 000001]*						

26-491 Agenda Date: 5/5/2026

REPORT TO CITY COUNCIL

SUBJECT
Action on a Resolution of the City of Santa Clara Authorizing the Display of the FIFA ceremonial flag from May 12, 2026 to July 19, 2026.

BACKGROUND
In 2026, the City of Santa Clara will be hosting six Fédération Internationale de Football (FIFA) Men's World Cup 2026 (FWC26) matches at Levi's® Stadium (Stadium).

The FIFA Men's World Cup is an international association football competition among the senior men's national teams of the members of the Fédération Internationale de Football (FIFA), the sport's global governing body. The World Cup is globally recognized as the most prestigious association football competition and the most widely viewed and followed sporting event in the world.

On August 28, 2018, the City Council approved Council Policy 48 (Attachment 2) titled "Display of Flags," which established guidelines for the exhibition of the United States of America flag, California State flag, City of Santa Clara flag, and the display of ceremonial flags at City facilities and at City Hall. Per Council Policy 48, the City Council may by resolution authorize the display of a ceremonial flag for a period of time that is reasonable or customary for the subject that is to be commemorated, but no longer than 30 continuous days.

DISCUSSION
To mark a milestone of 30 days until matches of the FIFA World Cup are played at Levi's Stadium, the Bay Area Host Committee is participating in a series of flag raisings throughout the Bay Area. The Committee's first stop is in Santa Clara as the host city and BAHC has provided an official FIFA World Cup flag to the city for a flag raising ceremony. As part of the City's "Where the Mission Meets the Moment" community engagement campaign, the City proposes displaying the FIFA flag May 12, 2026 through July 19, 2026 at City Hall. This flag will serve as a visible symbol of pride alongside the City's '26 community engagement campaign flag which is currently displayed at City Hall. As the campaign is for 2026, staff recommends that the City Council waive the 30-day continuous maximum restriction for the display of a ceremonial flag.

In accordance with Council Policy 48, it is recommended that the City Council adopt a resolution authorizing the display of the FIFA World Cup flag from May 12, 2026 to July 19, 2026, and to waive the 30 continuous day requirement.

ENVIRONMENTAL REVIEW
The action being considered does not constitute a "project" within the meaning of the California Environmental Quality Act ("CEQA") pursuant to CEQA Guidelines section 15378(a) as it has no

potential for resulting in either a direct physical change in the environment, or a reasonably foreseeable indirect physical change in the environment.

FISCAL IMPACT
There is no fiscal impact to the City other than staff time.

COORDINATION
This report was coordinated with the City Attorney's Office.

PUBLIC CONTACT
Public contact was made by posting the Council agenda on the City's official-notice bulletin board outside City Hall Council Chambers. A complete agenda packet is available on the City's website and in the City Clerk's Office at least 72 hours prior to a Regular Meeting and 24 hours prior to a Special Meeting. A hard copy of any agenda report may be requested by contacting the City Clerk's Office at (408) 615-2220, email clerk@santaclaraca.gov or at the public information desk at any City of Santa Clara public library.

RECOMMENDATION
Adopt a Resolution waiving the 30 continuous day maximum display period in City Council Policy 48 ("Display of Flags") and authorizing the display of the FIFA World Cup flag from May 12, 2026 to July 19, 2026 at City Hall and other suitable locations throughout the City approved by the City Manager.

Reviewed by: Janine De la Vega, Public Information Officer
Approved by: Jovan Grogan, City Manager

ATTACHMENTS
1. City Council Policy 48 ("Display of Flags")
2. Draft Resolution

DISPLAY OF FLAGS POLICY

PURPOSE

To establish clear guidelines for: 1) the exhibition of the United States of America flag, the California State flag, the City of Santa Clara flag at City facilities and at City Hall, and 2) the display of ceremonial flags.

POLICY

It is the policy of the City of Santa Clara that flags should be displayed in conformance with Federal and State laws and policies, as stated in the Federal "The Flag" publication of the Congress, Title 4, Chapter, 1 of the United States Code, and the State of California Government Code Sections 430 and 437.

The City's flagpoles are not intended to serve as a forum for free expression by the public. The City will not display a ceremonial flag based on a request from a third party, nor will the City use its flagpoles to sponsor the expression of a third party.

PROCEDURE

Federal, State, and City Flags

1. Outdoor flags will be flown at City facilities in the following order of precedence: first, the United States of America flag; second, the California State flag; third, the City of Santa Clara flag;
2. The City of Santa Clara flag will be flown wherever there are sufficient poles to do so. The City flag may be displayed on the same pole with, and underneath the State flag, whenever the pole is of sufficient height. The Federal, State, and City flags shall not be flown on a single pole of any height.
3. Indoor City flags shall be displayed at a minimum in the City Hall Council Chambers and in the Mayor's Office.

Ceremonial Flags

1. Flags of governments recognized by the United States may be displayed upon the request of the Mayor, a member of the City Council, or the City Manager. If flags of two or more nations are flown, the foreign flag(s) must be of equal size and displayed on staffs of equal height as the United States flag.
2. The flags of official Sister Cities of the City of Santa Clara may be displayed in conjunction with an event involving the Sister City or Cities, and shall follow the City flag in the order of precedence of Federal, State, and City flags.

DISPLAY OF FLAGS POLICY

3. Ceremonial flags of significance to the City's history may be displayed as designated by City Council by adoption of a resolution in conjunction with official actions or proclamations of the City Council.
4. Ceremonial flags that commemorate special observances must be approved by City Council by adoption of a resolution prior to the observance and shall be displayed for a period of time that is reasonable or customary for the subject that is to be commemorated, but no longer than 30 continuous days.
5. All ceremonial flags shall be no larger than three feet by five feet and no smaller than two feet by four feet.

RESOLUTION NO. _____

A RESOLUTION OF THE CITY OF SANTA CLARA, CALIFORNIA, AUTHORIZING THE DISPLAY OF THE FIFA WORLD CUP FLAG FROM MAY 12, 2026 TO JULY 19, 2026.

WHEREAS, in 2026, the City of Santa Clara will be hosting six Fédération Internationale de Football (FIFA) Men's World Cup 2026 (FWC26) matches at Levi's® Stadium (Stadium);

WHEREAS, to celebrate this once-in-a-lifetime opportunity of hosting this major sporting event, Santa Clara developed, through community input, a community engagement campaign "Where the Mission Meets the Moment." The campaign's primary purpose is to foster community pride and belonging, ensuring that residents feel ownership, excitement, and connection as Santa Clara prepares to welcome the world; and,

WHEREAS, the FIFA World Cup is an international association football competition of the senior men's national teams of the Fédération Internationale de Football Association (FIFA), and it is tournament that fosters a sense of national pride as countries rally around their teams. The 2026 World Cup will be the first ever tournament hosted by three countries – the United States, Canada, and Mexico. The FIFA World Cup will host six matches at Levi's Stadium from June 13 – July 1, 2026.

WHEREAS, August 28, 2018, the City Council of the City of Santa Clara adopted Resolution No. 18-8597 approving the Council Policy on the Display of Flags (CP 048) which established guidelines for the exhibition of the United States of America flag, California State flag, City of Santa Clara flag, and the display of ceremonial flags at City facilities and at City Hall; and,

WHEREAS, the display of ceremonial flags that commemorate special observances is permitted under the Council Policy on the Display of Flags, attached hereto as Attachment 1, when approved by the City Council by adoption of a resolution prior to the observance and shall be displayed for a period of time no longer than 30 continuous days; and,

WHEREAS, the display of the FIFA World Cup flag during the 2026 year will celebrate hosting

this major global sporting event,

WHEREAS, the display of the FIFA World Cup flag from May 12, 2026, through July 19, 2026, serves to recognize and celebrate the City's role as host of six matches in the FIFA World Cup.

NOW THEREFORE, BE IT RESOLVED BY THE CITY OF SANTA CLARA AS FOLLOWS:

1. That the City Council waives the 30 continuous days limitation in Council Policy 048 relating to the display of ceremonial flags.
2. FIFA World Cup Flag will be displayed for increments of 30-days between May 12, 2026, and July 19, 2026 at various City facilities as determined by the City Manager and at City Hall.

3. Effective date. This resolution shall become effective immediately.

I HEREBY CERTIFY THE FOREGOING TO BE A TRUE COPY OF A RESOLUTION PASSED AND ADOPTED BY THE CITY OF SANTA CLARA, CALIFORNIA, AT A REGULAR MEETING THEREOF HELD ON THE ___ DAY OF _____, 2026, BY THE FOLLOWING VOTE:

AYES: COUNCILORS:

NOES: COUNCILORS:

ABSENT: COUNCILORS:

ABSTAINED: COUNCILORS:

ATTEST: _____
NORA PIMENTEL, MMC
ASSISTANT CITY CLERK
CITY OF SANTA CLARA

Attachments incorporated by reference:
1. Council Policy on the Display of Flags

26-500 Agenda Date: 5/5/2026

REPORT TO COUNCIL

SUBJECT

Approve an Update to the Unit 1 Classified Salary Plan to Reflect the Approved Increase to the 40-hour Special Assignment Pay

BACKGROUND

The Santa Clara Firefighters, International Association of Firefighters, Local 1171 (Unit 1) Memorandum of Understanding (MOU) expired on or about December 31, 2025. On or about April 9, 2026, the City and Unit 1 reached a Mediation Joint Recommendation on terms for a successor MOU. The Mediation Joint Recommendation was ratified by Unit 1 membership and approved by City Council on or about April 21, 2026, along with the corresponding update to the Classified Salary Plan. However, the update to the Classified Salary Plan approved on April 21st did not reflect the increase to the 40-hour special assignment pay.

Updated Salary Plan

Section 9 of the Personnel and Salary Resolution requires City Council approval of compensation plans for both classified and unclassified positions. California Code Regulations Section 570.5 requires the adoption of updated publicly available salary schedules by the governing body. The attached Resolution approves the updated salary plan for all classifications represented by Unit 1 consistent with the terms of the subject MOU.

DISCUSSION

As part of the Mediation Joint Recommendation ratified by Unit 1 membership and approved by City Council on April 21, 2026, the special assignment pay for eligible employees on a 40-hour schedule was increased from approximately twelve and one-half percent (12.5%) currently to approximately fifteen percent (15%), and effective the first pay period after Council approval which is April 26, 2026. Normally, premium pays are additional pays provided to eligible employees in addition to their base pay. However, Unit 1 employees eligible for the special assignment pay for being assigned to a 40-hour schedule (from a 24-hour shift schedule) are instead placed into a corresponding classification where the salary range reflects the special assignment pay. Accordingly, while the pay plan approved on April 21st reflected the agreed upon wage increases, the increase in the special assignment pay for eligible employees on a 40-hour schedule of approximately 2.5% (12.5% to 15%) was not reflected at the time.

Updated Salary Plan:

The City of Santa Clara contracts with the California Public Employees' Retirement System (CalPERS) to provide retirement benefits for employees in both classified and unclassified positions. When the City makes modifications to the salary schedules for its classified or unclassified positions, the City Council must approve and adopt the publicly available salary schedules to comply with California Code of Regulations (CCR) section 570.5. The Classified Salary Plan has been modified to reflect the 2.5% increase to reflect the special assignment pay of 15% (from 12.5%) for classifications on a 40-hour schedule assigned to Unit 1 pursuant to the terms of the Mediation Joint Recommendation.

ENVIRONMENTAL REVIEW

The action being considered does not constitute a "project" within the meaning of the California Environmental Quality Act ("CEQA") pursuant to CEQA Guidelines section 15378(b)(5) in that it is a governmental organizational or administrative activity that will not result in direct or indirect changes in the environment.

FISCAL IMPACT

There is no fiscal impact as this action is an update to the Classified Pay Plan to reflect the change to the special assignment pay that was approved on April 21, 2026.

COORDINATION

This report has been coordinated with the Finance Department and City Attorney's Office.

PUBLIC CONTACT

Public contact was made by posting the Council agenda on the City's official-notice bulletin board outside City Hall Council Chambers. A complete agenda packet is available on the City's website and in the City Clerk's Office at least 72 hours prior to a Regular Meeting and 24 hours prior to a Special Meeting. A hard copy of any agenda report may be requested by contacting the City Clerk's Office at (408) 615-2220, email clerk@santaclaraca.gov, or at the public information desk at any City of Santa Clara public library.

RECOMMENDATION

Adopt a Resolution Updating the Salary Plan for various Unit 1 classified positions to satisfy the requirements of California Code of Regulations Section 570.5.

Reviewed by: Marco Mercado, Acting Director of Human Resources
Approved by: Jōvan D. Grogan, City Manager

ATTACHMENTS

1. Classified Salary Plan (Effective April 26, 2026) and Approved May 5, 2026
2. Resolution Approving Updated Classified Salary Plan Effective April 26, 2026

					Step 1			Step 2			Step 3			Step 4			Step 5			Step 6			Step 7		
Job Title	Job Code	Union Code	Sal Plan	Grade	Hourly	Monthly	Annual	Hourly	Monthly	Annual	Hourly	Monthly	Annual	Hourly	Monthly	Annual	Hourly	Monthly	Annual	Hourly	Monthly	Annual	Hourly	Monthly	Annual
Account Clerk I	210	578	A	019	$ 39.886269	$ 6,913.62	$ 82,963.44	$ 41.904750	$ 7,263.49	$ 87,161.88	$ 44.062788	$ 7,637.55	$ 91,650.60	$ 46.318673	$ 8,028.57	$ 96,342.84	$ 48.595500	$ 8,423.22	$ 101,078.64	$ 49.775827	$ 8,627.81	$ 103,533.72	$ 51.060808	$ 8,850.54	$ 106,206.48
Account Clerk II	215	578	A	023	$ 44.062788	$ 7,637.55	$ 91,650.60	$ 46.318673	$ 8,028.57	$ 96,342.84	$ 48.595500	$ 8,423.22	$ 101,078.64	$ 51.060808	$ 8,850.54	$ 106,206.48	$ 53.575154	$ 9,286.36	$ 111,436.32	$ 54.769385	$ 9,493.36	$ 113,920.32	$ 56.145346	$ 9,731.86	$ 116,782.32
Account Clerk III	220	578	A	025	$ 46.318673	$ 8,028.57	$ 96,342.84	$ 48.595500	$ 8,423.22	$ 101,078.64	$ 51.060808	$ 8,850.54	$ 106,206.48	$ 53.575154	$ 9,286.36	$ 111,436.32	$ 56.145346	$ 9,731.86	$ 116,782.32	$ 57.528173	$ 9,971.55	$ 119,658.60	$ 58.980865	$ 10,223.35	$ 122,680.20
Accountant	205	578	A	031	$ 53.575154	$ 9,286.36	$ 111,436.32	$ 56.145346	$ 9,731.86	$ 116,782.32	$ 58.980865	$ 10,223.35	$ 122,680.20	$ 61.956115	$ 10,739.06	$ 128,868.72	$ 65.022115	$ 11,270.50	$ 135,246.00	$ 66.579577	$ 11,540.46	$ 138,485.52	$ 68.304692	$ 11,839.48	$ 142,073.76
Accounting Technician I	216	578	A	018	$ 38.922462	$ 6,746.56	$ 80,958.72	$ 40.843096	$ 7,079.47	$ 84,953.64	$ 42.973269	$ 7,448.70	$ 89,384.40	$ 45.145327	$ 7,825.19	$ 93,902.28	$ 47.471077	$ 8,228.32	$ 98,739.84	$ 48.595500	$ 8,423.22	$ 101,078.64	$ 49.775827	$ 8,627.81	$ 103,533.72
Accounting Technician II	217	578	A	020	$ 40.843096	$ 7,079.47	$ 84,953.64	$ 42.973269	$ 7,448.70	$ 89,384.40	$ 45.145327	$ 7,825.19	$ 93,902.28	$ 47.471077	$ 8,228.32	$ 98,739.84	$ 49.775827	$ 8,627.81	$ 103,533.72	$ 51.060808	$ 8,850.54	$ 106,206.48	$ 52.352942	$ 9,074.51	$ 108,894.12
Associate Engineer (Civil)	321	4	E	034	$ 67.189788	$ 11,646.23	$ 139,754.76	$ 70.682827	$ 12,251.69	$ 147,020.28	$ 74.090481	$ 12,842.35	$ 154,108.20	$ 77.800788	$ 13,485.47	$ 161,825.64	$ 81.767308	$ 14,173.00	$ 170,076.00	$ 83.909596	$ 14,544.33	$ 174,531.96	$ 85.997712	$ 14,906.27	$ 178,875.24
Associate Planner	240	578	A	036	$ 60.433500	$ 10,475.14	$ 125,701.68	$ 63.478615	$ 11,002.96	$ 132,035.52	$ 66.579577	$ 11,540.46	$ 138,485.52	$ 70.050635	$ 12,142.11	$ 145,705.32	$ 73.598596	$ 12,757.09	$ 153,085.08	$ 75.344596	$ 13,059.73	$ 156,716.76	$ 77.104673	$ 13,364.81	$ 160,377.72
Asst Elec Utility Engineer	230	4	E2	032	$ 70.037538	$ 12,139.84	$ 145,678.08	$ 73.409538	$ 12,724.32	$ 152,691.84	$ 77.214462	$ 13,383.84	$ 160,606.08	$ 80.942192	$ 14,029.98	$ 168,359.76	$ 85.002404	$ 14,733.75	$ 176,805.00	$ 87.160212	$ 15,107.77	$ 181,293.24	$ 89.325692	$ 15,483.12	$ 185,797.44
Asst Engineer (Civil)	228	4	E	032	$ 64.100538	$ 11,110.76	$ 133,329.12	$ 67.189788	$ 11,646.23	$ 139,754.76	$ 70.682827	$ 12,251.69	$ 147,020.28	$ 74.090481	$ 12,842.35	$ 154,108.20	$ 77.800788	$ 13,485.47	$ 161,825.64	$ 79.772365	$ 13,827.21	$ 165,926.52	$ 81.767308	$ 14,173.00	$ 170,076.00
Asst Planner	232	578	A	029	$ 51.060808	$ 8,850.54	$ 106,206.48	$ 53.575154	$ 9,286.36	$ 111,436.32	$ 56.145346	$ 9,731.86	$ 116,782.32	$ 58.980865	$ 10,223.35	$ 122,680.20	$ 61.956115	$ 10,739.06	$ 128,868.72	$ 63.478615	$ 11,002.96	$ 132,035.52	$ 65.022115	$ 11,270.50	$ 135,246.00
Asst Training Officer	233S	1S	C1	041	$ 67.713956	$ 16,431.92	$ 197,183.04	$ 71.157157	$ 17,267.47	$ 207,209.64	$ 74.709560	$ 18,129.52	$ 217,554.24	$ 78.480371	$ 19,044.57	$ 228,534.84	$ 82.474863	$ 20,013.90	$ 240,166.80	$ 84.466896	$ 20,497.30	$ 245,967.60	$ 86.583832	$ 21,011.01	$ 252,132.12
Asst Wtr & Sanitary Swr Super	229	578	A	038	$ 63.478615	$ 11,002.96	$ 132,035.52	$ 66.579577	$ 11,540.46	$ 138,485.52	$ 70.050635	$ 12,142.11	$ 145,705.32	$ 73.598596	$ 12,757.09	$ 153,085.08	$ 77.104673	$ 13,364.81	$ 160,377.72	$ 79.039269	$ 13,700.14	$ 164,401.68	$ 81.008769	$ 14,041.52	$ 168,498.24
Auto Services Utility Worker	244	578	A	015	$ 36.142846	$ 6,264.76	$ 75,177.12	$ 37.937712	$ 6,575.87	$ 78,910.44	$ 39.886269	$ 6,913.62	$ 82,963.44	$ 41.904750	$ 7,263.49	$ 87,161.88	$ 44.062788	$ 7,637.55	$ 91,650.60	$ 45.145327	$ 7,825.19	$ 93,902.28	$ 46.318673	$ 8,028.57	$ 96,342.84
Automotive Technician I	248	6	G	020	$ 40.337712	$ 6,991.87	$ 83,902.44	$ 42.379846	$ 7,345.84	$ 88,150.08	$ 44.611500	$ 7,732.66	$ 92,791.92	$ 46.934308	$ 8,135.28	$ 97,623.36	$ 49.222096	$ 8,531.83	$ 102,381.96	$ 50.450192	$ 8,744.70	$ 104,936.40	$ 51.685269	$ 8,958.78	$ 107,505.36
Automotive Technician II	249	6	G	022	$ 42.379846	$ 7,345.84	$ 88,150.08	$ 44.611500	$ 7,732.66	$ 92,791.92	$ 46.934308	$ 8,135.28	$ 97,623.36	$ 49.222096	$ 8,531.83	$ 102,381.96	$ 51.685269	$ 8,958.78	$ 107,505.36	$ 52.976538	$ 9,182.60	$ 110,191.20	$ 54.169558	$ 9,389.39	$ 112,672.68
Automotive Technician III	250	6	G	028	$ 49.222096	$ 8,531.83	$ 102,381.96	$ 51.685269	$ 8,958.78	$ 107,505.36	$ 54.169558	$ 9,389.39	$ 112,672.68	$ 56.801192	$ 9,845.54	$ 118,146.48	$ 59.713558	$ 10,350.35	$ 124,204.20	$ 61.159212	$ 10,600.93	$ 127,211.16	$ 62.625865	$ 10,855.15	$ 130,261.80
Building Maint Worker	260	6	G	026	$ 46.934308	$ 8,135.28	$ 97,623.36	$ 49.222096	$ 8,531.83	$ 102,381.96	$ 51.685269	$ 8,958.78	$ 107,505.36	$ 54.169558	$ 9,389.39	$ 112,672.68	$ 56.801192	$ 9,845.54	$ 118,146.48	$ 58.253942	$ 10,097.35	$ 121,168.20	$ 59.713558	$ 10,350.35	$ 124,204.20
Business Analyst	262	578	A	035	$ 58.980865	$ 10,223.35	$ 122,680.20	$ 61.956115	$ 10,739.06	$ 128,868.72	$ 65.022115	$ 11,270.50	$ 135,246.00	$ 68.304692	$ 11,839.48	$ 142,073.76	$ 71.831654	$ 12,450.82	$ 149,409.84	$ 73.598596	$ 12,757.09	$ 153,085.08	$ 75.344596	$ 13,059.73	$ 156,716.76
Business Analyst-Fiber	262A	578	A	035	$ 58.980865	$ 10,223.35	$ 122,680.20	$ 61.956115	$ 10,739.06	$ 128,868.72	$ 65.022115	$ 11,270.50	$ 135,246.00	$ 68.304692	$ 11,839.48	$ 142,073.76	$ 71.831654	$ 12,450.82	$ 149,409.84	$ 73.598596	$ 12,757.09	$ 153,085.08	$ 75.344596	$ 13,059.73	$ 156,716.76
Business Analyst-Public Benef	262B	578	A	035	$ 58.980865	$ 10,223.35	$ 122,680.20	$ 61.956115	$ 10,739.06	$ 128,868.72	$ 65.022115	$ 11,270.50	$ 135,246.00	$ 68.304692	$ 11,839.48	$ 142,073.76	$ 71.831654	$ 12,450.82	$ 149,409.84	$ 73.598596	$ 12,757.09	$ 153,085.08	$ 75.344596	$ 13,059.73	$ 156,716.76
Buyer	270	578	A	032	$ 54.769385	$ 9,493.36	$ 113,920.32	$ 57.528173	$ 9,971.55	$ 119,658.60	$ 60.433500	$ 10,475.14	$ 125,701.68	$ 63.478615	$ 11,002.96	$ 132,035.52	$ 66.579577	$ 11,540.46	$ 138,485.52	$ 68.304692	$ 11,839.48	$ 142,073.76	$ 70.050635	$ 12,142.11	$ 145,705.32
Chief of Party	310	578	A	034	$ 57.528173	$ 9,971.55	$ 119,658.60	$ 60.433500	$ 10,475.14	$ 125,701.68	$ 63.478615	$ 11,002.96	$ 132,035.52	$ 66.579577	$ 11,540.46	$ 138,485.52	$ 70.050635	$ 12,142.11	$ 145,705.32	$ 71.831654	$ 12,450.82	$ 149,409.84	$ 73.598596	$ 12,757.09	$ 153,085.08
Chief Storekeeper	319	578	A	032	$ 54.769385	$ 9,493.36	$ 113,920.32	$ 57.528173	$ 9,971.55	$ 119,658.60	$ 60.433500	$ 10,475.14	$ 125,701.68	$ 63.478615	$ 11,002.96	$ 132,035.52	$ 66.579577	$ 11,540.46	$ 138,485.52	$ 68.304692	$ 11,839.48	$ 142,073.76	$ 70.050635	$ 12,142.11	$ 145,705.32
Code Enforcement Officer	330	578	A	032	$ 54.769385	$ 9,493.36	$ 113,920.32	$ 57.528173	$ 9,971.55	$ 119,658.60	$ 60.433500	$ 10,475.14	$ 125,701.68	$ 63.478615	$ 11,002.96	$ 132,035.52	$ 66.579577	$ 11,540.46	$ 138,485.52	$ 68.304692	$ 11,839.48	$ 142,073.76	$ 70.050635	$ 12,142.11	$ 145,705.32
Code Enforcement Technician	329	578	A	023	$ 44.062788	$ 7,637.55	$ 91,650.60	$ 46.318673	$ 8,028.57	$ 96,342.84	$ 48.595500	$ 8,423.22	$ 101,078.64	$ 51.060808	$ 8,850.54	$ 106,206.48	$ 53.575154	$ 9,286.36	$ 111,436.32	$ 54.769385	$ 9,493.36	$ 113,920.32	$ 56.145346	$ 9,731.86	$ 116,782.32
Combination Inspector	336	578	A	037	$ 61.956115	$ 10,739.06	$ 128,868.72	$ 65.022115	$ 11,270.50	$ 135,246.00	$ 68.304692	$ 11,839.48	$ 142,073.76	$ 71.831654	$ 12,450.82	$ 149,409.84	$ 75.344596	$ 13,059.73	$ 156,716.76	$ 77.104673	$ 13,364.81	$ 160,377.72	$ 79.039269	$ 13,700.14	$ 164,401.68
Communication Technician I	346	578	A	028	$ 49.775827	$ 8,627.81	$ 103,533.72	$ 52.352942	$ 9,074.51	$ 108,894.12	$ 54.769385	$ 9,493.36	$ 113,920.32	$ 57.528173	$ 9,971.55	$ 119,658.60	$ 60.433500	$ 10,475.14	$ 125,701.68	$ 61.956115	$ 10,739.06	$ 128,868.72	$ 63.478615	$ 11,002.96	$ 132,035.52
Communication Technician II	345	578	A	032	$ 54.769385	$ 9,493.36	$ 113,920.32	$ 57.528173	$ 9,971.55	$ 119,658.60	$ 60.433500	$ 10,475.14	$ 125,701.68	$ 63.478615	$ 11,002.96	$ 132,035.52	$ 66.579577	$ 11,540.46	$ 138,485.52	$ 68.304692	$ 11,839.48	$ 142,073.76	$ 70.050635	$ 12,142.11	$ 145,705.32
Communications Coordinator	338	578	A	032	$ 54.769385	$ 9,493.36	$ 113,920.32	$ 57.528173	$ 9,971.55	$ 119,658.60	$ 60.433500	$ 10,475.14	$ 125,701.68	$ 63.478615	$ 11,002.96	$ 132,035.52	$ 66.579577	$ 11,540.46	$ 138,485.52	$ 68.304692	$ 11,839.48	$ 142,073.76	$ 70.050635	$ 12,142.11	$ 145,705.32
Community Svc Officer I	347	10	H	017	$ 42.284481	$ 7,329.31	$ 87,951.72	$ 44.401269	$ 7,696.22	$ 92,354.64	$ 46.678615	$ 8,090.96	$ 97,091.52	$ 49.102038	$ 8,511.02	$ 102,132.24	$ 51.598327	$ 8,943.71	$ 107,324.52	$ 52.904885	$ 9,170.18	$ 110,042.16	$ 54.160327	$ 9,387.79	$ 112,653.48
Community Svc Officer II	348	10	H	022	$ 47.853923	$ 8,294.68	$ 99,536.16	$ 50.269846	$ 8,713.44	$ 104,561.28	$ 52.904885	$ 9,170.18	$ 110,042.16	$ 55.415885	$ 9,605.42	$ 115,265.04	$ 58.299058	$ 10,105.17	$ 121,262.04	$ 59.656788	$ 10,340.51	$ 124,086.12	$ 61.007019	$ 10,574.55	$ 126,894.60
Crime Analyst	350	578	A	032	$ 54.769385	$ 9,493.36	$ 113,920.32	$ 57.528173	$ 9,971.55	$ 119,658.60	$ 60.433500	$ 10,475.14	$ 125,701.68	$ 63.478615	$ 11,002.96	$ 132,035.52	$ 66.579577	$ 11,540.46	$ 138,485.52	$ 68.304692	$ 11,839.48	$ 142,073.76	$ 70.050635	$ 12,142.11	$ 145,705.32
Customer Service Rep	364	578	A	019	$ 39.886269	$ 6,913.62	$ 82,963.44	$ 41.904750	$ 7,263.49	$ 87,161.88	$ 44.062788	$ 7,637.55	$ 91,650.60	$ 46.318673	$ 8,028.57	$ 96,342.84	$ 48.595500	$ 8,423.22	$ 101,078.64	$ 49.775827	$ 8,627.81	$ 103,533.72	$ 51.060808	$ 8,850.54	$ 106,206.48
Customer Service Rep - Permit	369	578	A	019	$ 39.886269	$ 6,913.62	$ 82,963.44	$ 41.904750	$ 7,263.49	$ 87,161.88	$ 44.062788	$ 7,637.55	$ 91,650.60	$ 46.318673	$ 8,028.57	$ 96,342.84	$ 48.595500	$ 8,423.22	$ 101,078.64	$ 49.775827	$ 8,627.81	$ 103,533.72	$ 51.060808	$ 8,850.54	$ 106,206.48
Customer Service Supervisor	367	578	A	028	$ 49.775827	$ 8,627.81	$ 103,533.72	$ 52.352942	$ 9,074.51	$ 108,894.12	$ 54.769385	$ 9,493.36	$ 113,920.32	$ 57.528173	$ 9,971.55	$ 119,658.60	$ 60.433500	$ 10,475.14	$ 125,701.68	$ 61.956115	$ 10,739.06	$ 128,868.72	$ 63.478615	$ 11,002.96	$ 132,035.52
Deputy Fire Marshal Haz Mats	376	1	C	040	$ 90.828981	$ 15,743.69	$ 188,924.28	$ 95.516365	$ 16,556.17	$ 198,674.04	$ 100.318327	$ 17,388.51	$ 208,662.12	$ 105.263423	$ 18,245.66	$ 218,947.92	$ 110.673577	$ 19,183.42	$ 230,201.04	$ 113.478923	$ 19,669.68	$ 236,036.16	$ 116.219827	$ 20,144.77	$ 241,737.24
Deputy Fire Marshal I	372	1	C	034	$ 78.548654	$ 13,615.10	$ 163,381.20	$ 82.434519	$ 14,288.65	$ 171,463.80	$ 86.578096	$ 15,006.87	$ 180,082.44	$ 90.828981	$ 15,743.69	$ 188,924.28	$ 95.516365	$ 16,556.17	$ 198,674.04	$ 97.906673	$ 16,970.49	$ 203,645.88	$ 100.318327	$ 17,388.51	$ 208,662.12
Deputy Fire Marshal II	373	1	C	038	$ 86.578096	$ 15,006.87	$ 180,082.44	$ 90.828981	$ 15,743.69	$ 188,924.28	$ 95.516365	$ 16,556.17	$ 198,674.04	$ 100.318327	$ 17,388.51	$ 208,662.12	$ 105.263423	$ 18,245.66	$ 218,947.92	$ 107.982808	$ 18,717.02	$ 224,604.24	$ 110.673577	$ 19,183.42	$ 230,201.04
Deputy Fire Marshal III	374	1	C	040	$ 90.828981	$ 15,743.69	$ 188,924.28	$ 95.516365	$ 16,556.17	$ 198,674.04	$ 100.318327	$ 17,388.51	$ 208,662.12	$ 105.263423	$ 18,245.66	$ 218,947.92	$ 110.673577	$ 19,183.42	$ 230,201.04	$ 113.478923	$ 19,669.68	$ 236,036.16	$ 116.219827	$ 20,144.77	$ 241,737.24
Driver/Eng 24 Hrs	380S	1S	C1	033	$ 55.699286	$ 13,516.36	$ 162,196.32	$ 58.502679	$ 14,196.65	$ 170,359.80	$ 61.425783	$ 14,905.99	$ 178,871.88	$ 64.478819	$ 15,646.86	$ 187,762.32	$ 67.713956	$ 16,431.92	$ 197,183.04	$ 69.419918	$ 16,845.90	$ 202,150.80	$ 71.157157	$ 17,267.47	$ 207,209.64
Driver/Eng 24Hr-Training Prem	380P	1S	C1	034	$ 57.088022	$ 13,853.36	$ 166,240.32	$ 59.912225	$ 14,538.70	$ 174,464.40	$ 62.923723	$ 15,269.49	$ 183,233.88	$ 66.013187	$ 16,019.20	$ 192,230.40	$ 69.419918	$ 16,845.90	$ 202,150.80	$ 71.157157	$ 17,267.47	$ 207,209.64	$ 72.909931	$ 17,692.81	$ 212,313.72
Driver/Eng 80 Hrs	380	1	C	033	$ 76.637827	$ 13,283.89	$ 159,406.68	$ 80.495077	$ 13,952.48	$ 167,429.76	$ 84.517038	$ 14,649.62	$ 175,795.44	$ 88.717788	$ 15,377.75	$ 184,533.00	$ 93.169096	$ 16,149.31	$ 193,791.72	$ 95.516365	$ 16,556.17	$ 198,674.04	$ 97.906673	$ 16,970.49	$ 203,645.88
Driver/Eng Training Division	380T	1	C	38T	$ 88.133481	$ 15,276.47	$ 183,317.64	$ 92.569327	$ 16,045.35	$ 192,544.20	$ 97.194577	$ 16,847.06	$ 202,164.72	$ 102.025442	$ 17,684.41	$ 212,212.92	$ 107.144481	$ 18,571.71	$ 222,860.52	$ 109.843846	$ 19,039.60	$ 228,475.20	$ 112.592654	$ 19,516.06	$ 234,192.72
Elec & Water System Op - Cert	390R	3	R6	037	$ 98.220346	$ 17,024.86	$ 204,298.32	$ 103.049538	$ 17,861.92	$ 214,343.04	$ 108.341135	$ 18,779.13	$ 225,349.56	$ 113.890788	$ 19,741.07	$ 236,892.84	$ 119.635962	$ 20,736.90	$ 248,842.80	$ 122.517519	$ 21,236.37	$ 254,836.44	$ 125.630308	$ 21,775.92	$ 261,311.04
Elec & Water System Opertr	390	3	D1	037	$ 92.661923	$ 16,061.40	$ 192,736.80	$ 97.215346	$ 16,850.66	$ 202,207.92	$ 102.204635	$ 17,715.47	$ 212,585.64	$ 107.442981	$ 18,623.45	$ 223,481.40	$ 112.868019	$ 19,563.79	$ 234,765.48	$ 115.580481	$ 20,033.95	$ 240,407.40	$ 118.515462	$ 20,542.68	$ 246,512.16
Elec Crew Foreperson	550	3	D1	039	$ 97.215346	$ 16,850.66	$ 202,207.92	$ 102.204635	$ 17,715.47	$ 212,585.64	$ 107.442981	$ 18,623.45	$ 223,481.40	$ 112.868019	$ 19,563.79	$ 234,765.48	$ 118.515462	$ 20,542.68	$ 246,512.16	$ 121.414673	$ 21,045.21	$ 252,542.52	$ 124.456327	$ 21,572.43	$ 258,869.16
Elec Helper/Driver	435	3	D2	020	$ 61.303154	$ 10,625.88	$ 127,510.56	$ 64.513904	$ 11,182.41	$ 134,188.92	$ 67.795558	$ 11,751.23	$ 141,014.76	$ 71.130577	$ 12,329.30	$ 147,951.60	$ 74.688058	$ 12,945.93	$ 155,351.16	$ 76.564500	$ 13,271.18	$ 159,254.16	$ 78.449942	$ 13,597.99	$ 163,175.88
Elec Maintenance Worker	415	3	D2	022	$ 64.513904	$ 11,182.41	$ 134,188.92	$ 67.795558	$ 11,751.23	$ 141,014.76	$ 71.130577	$ 12,329.30	$ 147,951.60	$ 74.688058	$ 12,945.93	$ 155,351.16	$ 78.449942	$ 13,597.99	$ 163,175.88	$ 80.326500	$ 13,923.26	$ 167,079.12	$ 82.229769	$ 14,253.16	$ 171,037.92
Elec Meter Technician	426	3	D1	032	$ 82.016250	$ 14,216.15	$ 170,593.80	$ 86.071673	$ 14,919.09	$ 179,029.08	$ 90.474058	$ 15,682.17	$ 188,186.04	$ 94.831904	$ 16,437.53	$ 197,250.36	$ 99.589962	$ 17,262.26	$ 207,147.12	$ 102.204635	$ 17,715.47	$ 212,585.64	$ 104.774885	$ 18,160.98	$ 217,931.76
Elec Util Database Administrat	177	578	A	043	$ 71.831654	$ 12,450.82	$ 149,409.84	$ 75.344596	$ 13,059.73	$ 156,716.76	$ 79.039269	$ 13,700.14	$ 164,401.68	$ 83.027135	$ 14,391.37	$ 172,696.44	$ 87.231635	$ 15,120.15	$ 181,441.80	$ 89.354712	$ 15,488.15	$ 185,857.80	$ 91.568712	$ 15,871.91	$ 190,462.92
Elec Util Electrician Apprent	887	3	D1	026	$ 71.095038	$ 12,323.14	$ 147,877.68	$ 74.501250	$ 12,913.55	$ 154,962.60	$ 78.254365	$ 13,564.09	$ 162,769.08	$ 82.016250	$ 14,216.15	$ 170,593.80	$ 86.071673	$ 14,919.09	$ 179,029.08	$ 88.268481	$ 15,299.87	$ 183,598.44	$ 90.474058	$ 15,682.17	$ 188,186.04

All classifications on the Classified Salary Plan are FLSA "Non-Exempt" except Unit 4 classifications. Unit 4 classifications are eligible for MOU overtime.

					Step 1			Step 2			Step 3			Step 4			Step 5			Step 6			Step 7		
Job Title	Job Code	Union Code	Sal Plan	Grade	Hourly	Monthly	Annual	Hourly	Monthly	Annual	Hourly	Monthly	Annual	Hourly	Monthly	Annual	Hourly	Monthly	Annual	Hourly	Monthly	Annual	Hourly	Monthly	Annual
Elec Util Electrician Tech	890	3	D1	035	$ 88.268481	$ 15,299.87	$ 183,598.44	$ 92.661923	$ 16,061.40	$ 192,736.80	$ 97.215346	$ 16,850.66	$ 202,207.92	$ 102.204635	$ 17,715.47	$ 212,585.64	$ 107.442981	$ 18,623.45	$ 223,481.40	$ 110.119962	$ 19,087.46	$ 229,049.52	$ 112.868019	$ 19,563.79	$ 234,765.48
Elec Util Network Administrat	436	578	A	043	$ 71.831654	$ 12,450.82	$ 149,409.84	$ 75.344596	$ 13,059.73	$ 156,716.76	$ 79.039269	$ 13,700.14	$ 164,401.68	$ 83.027135	$ 14,391.37	$ 172,696.44	$ 87.231635	$ 15,120.15	$ 181,441.80	$ 89.354712	$ 15,488.15	$ 185,857.80	$ 91.568712	$ 15,871.91	$ 190,462.92
Elec Utility Electrician	885	3	D1	032	$ 82.016250	$ 14,216.15	$ 170,593.80	$ 86.071673	$ 14,919.09	$ 179,029.08	$ 90.474058	$ 15,682.17	$ 188,186.04	$ 94.831904	$ 16,437.53	$ 197,250.36	$ 99.589962	$ 17,262.26	$ 207,147.12	$ 102.204635	$ 17,715.47	$ 212,585.64	$ 104.774885	$ 18,160.98	$ 217,931.76
Elec Utility Engineer	428	4	E2	042	$ 89.325692	$ 15,483.12	$ 185,797.44	$ 93.966000	$ 16,287.44	$ 195,449.28	$ 98.420712	$ 17,059.59	$ 204,715.08	$ 103.401288	$ 17,922.89	$ 215,074.68	$ 108.667904	$ 18,835.77	$ 226,029.24	$ 111.297519	$ 19,291.57	$ 231,498.84	$ 113.911558	$ 19,744.67	$ 236,936.04
Elec Utility Equip Operatr	429	3	D2	022	$ 64.513904	$ 11,182.41	$ 134,188.92	$ 67.795558	$ 11,751.23	$ 141,014.76	$ 71.130577	$ 12,329.30	$ 147,951.60	$ 74.688058	$ 12,945.93	$ 155,351.16	$ 78.449942	$ 13,597.99	$ 163,175.88	$ 80.326500	$ 13,923.26	$ 167,079.12	$ 82.229769	$ 14,253.16	$ 171,037.92
Elec Utility Gen Tech	431	3	D1	035	$ 88.268481	$ 15,299.87	$ 183,598.44	$ 92.661923	$ 16,061.40	$ 192,736.80	$ 97.215346	$ 16,850.66	$ 202,207.92	$ 102.204635	$ 17,715.47	$ 212,585.64	$ 107.442981	$ 18,623.45	$ 223,481.40	$ 110.119962	$ 19,087.46	$ 229,049.52	$ 112.868019	$ 19,563.79	$ 234,765.48
Elec Utility Prog Analyst	440	578	A	036	$ 60.433500	$ 10,475.14	$ 125,701.68	$ 63.478615	$ 11,002.96	$ 132,035.52	$ 66.579577	$ 11,540.46	$ 138,485.52	$ 70.050635	$ 12,142.11	$ 145,705.32	$ 73.598596	$ 12,757.09	$ 153,085.08	$ 75.344596	$ 13,059.73	$ 156,716.76	$ 77.104673	$ 13,364.81	$ 160,377.72
Electrical Estimator	437	3	D1	027	$ 72.820385	$ 12,622.20	$ 151,466.40	$ 76.377808	$ 13,238.82	$ 158,865.84	$ 80.130923	$ 13,889.36	$ 166,672.32	$ 84.017423	$ 14,563.02	$ 174,756.24	$ 88.268481	$ 15,299.87	$ 183,598.44	$ 90.474058	$ 15,682.17	$ 188,186.04	$ 92.661923	$ 16,061.40	$ 192,736.80
Energy Consrvation Specialist	446	578	A	021	$ 41.904750	$ 7,263.49	$ 87,161.88	$ 44.062788	$ 7,637.55	$ 91,650.60	$ 46.318673	$ 8,028.57	$ 96,342.84	$ 48.595500	$ 8,423.22	$ 101,078.64	$ 51.060808	$ 8,850.54	$ 106,206.48	$ 52.352942	$ 9,074.51	$ 108,894.12	$ 53.575154	$ 9,286.36	$ 111,436.32
Engineering Tech	460	578	A	021	$ 41.904750	$ 7,263.49	$ 87,161.88	$ 44.062788	$ 7,637.55	$ 91,650.60	$ 46.318673	$ 8,028.57	$ 96,342.84	$ 48.595500	$ 8,423.22	$ 101,078.64	$ 51.060808	$ 8,850.54	$ 106,206.48	$ 52.352942	$ 9,074.51	$ 108,894.12	$ 53.575154	$ 9,286.36	$ 111,436.32
Engineering Tech (Elec)	460A	578	A	021	$ 41.904750	$ 7,263.49	$ 87,161.88	$ 44.062788	$ 7,637.55	$ 91,650.60	$ 46.318673	$ 8,028.57	$ 96,342.84	$ 48.595500	$ 8,423.22	$ 101,078.64	$ 51.060808	$ 8,850.54	$ 106,206.48	$ 52.352942	$ 9,074.51	$ 108,894.12	$ 53.575154	$ 9,286.36	$ 111,436.32
Engineering Tech (Fiber)	460F	578	A	021	$ 41.904750	$ 7,263.49	$ 87,161.88	$ 44.062788	$ 7,637.55	$ 91,650.60	$ 46.318673	$ 8,028.57	$ 96,342.84	$ 48.595500	$ 8,423.22	$ 101,078.64	$ 51.060808	$ 8,850.54	$ 106,206.48	$ 52.352942	$ 9,074.51	$ 108,894.12	$ 53.575154	$ 9,286.36	$ 111,436.32
Equipment Operator	470	6	G	027	$ 48.092250	$ 8,335.99	$ 100,031.88	$ 50.450192	$ 8,744.70	$ 104,936.40	$ 52.976538	$ 9,182.60	$ 110,191.20	$ 55.502942	$ 9,620.51	$ 115,446.12	$ 58.253942	$ 10,097.35	$ 121,168.20	$ 59.713558	$ 10,350.35	$ 124,204.20	$ 61.159212	$ 10,600.93	$ 127,211.16
Fiber Splicing Technician	488	3	D1	032	$ 82.016250	$ 14,216.15	$ 170,593.80	$ 86.071673	$ 14,919.09	$ 179,029.08	$ 90.474058	$ 15,682.17	$ 188,186.04	$ 94.831904	$ 16,437.53	$ 197,250.36	$ 99.589962	$ 17,262.26	$ 207,147.12	$ 102.204635	$ 17,715.47	$ 212,585.64	$ 104.774885	$ 18,160.98	$ 217,931.76
Financial Analyst	472	578	A	033	$ 56.145346	$ 9,731.86	$ 116,782.32	$ 58.980865	$ 10,223.35	$ 122,680.20	$ 61.956115	$ 10,739.06	$ 128,868.72	$ 65.022115	$ 11,270.50	$ 135,246.00	$ 68.304692	$ 11,839.48	$ 142,073.76	$ 70.050635	$ 12,142.11	$ 145,705.32	$ 71.831654	$ 12,450.82	$ 149,409.84
Fire Application Data Analyst	491	578	A	032	$ 54.769385	$ 9,493.36	$ 113,920.32	$ 57.528173	$ 9,971.55	$ 119,658.60	$ 60.433500	$ 10,475.14	$ 125,701.68	$ 63.478615	$ 11,002.96	$ 132,035.52	$ 66.579577	$ 11,540.46	$ 138,485.52	$ 68.304692	$ 11,839.48	$ 142,073.76	$ 70.050635	$ 12,142.11	$ 145,705.32
Fire Captain - Training	475T	1	C	43T	$ 99.564808	$ 17,257.90	$ 207,094.80	$ 104.453308	$ 18,105.24	$ 217,262.88	$ 109.843846	$ 19,039.60	$ 228,475.20	$ 115.366096	$ 19,996.79	$ 239,961.48	$ 121.052942	$ 20,982.51	$ 251,790.12	$ 124.180212	$ 21,524.57	$ 258,294.84	$ 127.274596	$ 22,060.93	$ 264,731.16
Fire Captain 24 Hrs	475S	1S	C1	038	$ 62.923723	$ 15,269.49	$ 183,233.88	$ 66.013187	$ 16,019.20	$ 192,230.40	$ 69.419918	$ 16,845.90	$ 202,150.80	$ 72.909931	$ 17,692.81	$ 212,313.72	$ 76.503956	$ 18,564.96	$ 222,779.52	$ 78.480371	$ 19,044.57	$ 228,534.84	$ 80.435975	$ 19,519.13	$ 234,229.56
Fire Captain 24Hr-Trng Premium	475P	1S	C1	039	$ 64.478819	$ 15,646.86	$ 187,762.32	$ 67.713956	$ 16,431.92	$ 197,183.04	$ 71.157157	$ 17,267.47	$ 207,209.64	$ 74.709560	$ 18,129.52	$ 217,554.24	$ 78.480371	$ 19,044.57	$ 228,534.84	$ 80.435975	$ 19,519.13	$ 234,229.56	$ 82.474863	$ 20,013.90	$ 240,166.80
Fire Captain 80 Hrs	475	1	C	038	$ 86.578096	$ 15,006.87	$ 180,082.44	$ 90.828981	$ 15,743.69	$ 188,924.28	$ 95.516365	$ 16,556.17	$ 198,674.04	$ 100.318327	$ 17,388.51	$ 208,662.12	$ 105.263423	$ 18,245.66	$ 218,947.92	$ 107.982808	$ 18,717.02	$ 224,604.24	$ 110.673577	$ 19,183.42	$ 230,201.04
Fire Plan Draftsperson	482	578	A	025	$ 46.318673	$ 8,028.57	$ 96,342.84	$ 48.595500	$ 8,423.22	$ 101,078.64	$ 51.060808	$ 8,850.54	$ 106,206.48	$ 53.575154	$ 9,286.36	$ 111,436.32	$ 56.145346	$ 9,731.86	$ 116,782.32	$ 57.528173	$ 9,971.55	$ 119,658.60	$ 58.980865	$ 10,223.35	$ 122,680.20
Fire Prevention Specialist I	489	10	H2	012	$ 37.816038	$ 6,554.78	$ 78,657.36	$ 39.717462	$ 6,884.36	$ 82,612.32	$ 41.567423	$ 7,205.02	$ 86,460.24	$ 43.756385	$ 7,584.44	$ 91,013.28	$ 45.945231	$ 7,963.84	$ 95,566.08	$ 47.131846	$ 8,169.52	$ 98,034.24	$ 48.318404	$ 8,375.19	$ 100,502.28
Fire Prevention Specialist II	478	10	H2	035	$ 66.338423	$ 11,498.66	$ 137,983.92	$ 69.684346	$ 12,078.62	$ 144,943.44	$ 73.140981	$ 12,677.77	$ 152,133.24	$ 76.833404	$ 13,317.79	$ 159,813.48	$ 80.776442	$ 14,001.25	$ 168,015.00	$ 82.781019	$ 14,348.71	$ 172,184.52	$ 84.756288	$ 14,691.09	$ 176,293.08
Fire Protection Engineer	492	10	H2	041	$ 76.833404	$ 13,317.79	$ 159,813.48	$ 80.776442	$ 14,001.25	$ 168,015.00	$ 84.756288	$ 14,691.09	$ 176,293.08	$ 88.913019	$ 15,411.59	$ 184,939.08	$ 93.416077	$ 16,192.12	$ 194,305.44	$ 95.678769	$ 16,584.32	$ 199,011.84	$ 98.103519	$ 17,004.61	$ 204,055.32
Firefighter I 24 Hrs	487S	1S	C3	018	$ 38.670659	$ 9,384.08	$ 112,608.96	$ 41.598956	$ 10,094.68	$ 121,136.16	$ 44.740426	$ 10,857.01	$ 130,284.12	$ 48.116003	$ 11,676.15	$ 140,113.80									
Firefighter I 24Hr-Trng Premiu	487P	1S	C3	019	$ 39.623695	$ 9,615.35	$ 115,384.20	$ 42.624148	$ 10,343.46	$ 124,121.52	$ 45.843049	$ 11,124.58	$ 133,494.96	$ 49.301786	$ 11,963.90	$ 143,566.80									
Firefighter I 80 Hrs	487Y	1	C2	018	$ 53.207769	$ 9,222.68	$ 110,672.16	$ 57.236885	$ 9,921.06	$ 119,052.72	$ 61.559308	$ 10,670.28	$ 128,043.36	$ 66.203827	$ 11,475.33	$ 137,703.96									
Firefighter I Training Div	487T	1	C2	019	$ 59.858769	$ 10,375.52	$ 124,506.24	$ 64.391481	$ 11,161.19	$ 133,934.28	$ 69.254250	$ 12,004.07	$ 144,048.84	$ 74.479327	$ 12,909.75	$ 154,917.00									
Firefighter II 24 Hrs	480S	1S	C1	030	$ 51.751607	$ 12,558.39	$ 150,700.68	$ 54.300165	$ 13,176.84	$ 158,122.08	$ 57.088022	$ 13,853.36	$ 166,240.32	$ 59.912225	$ 14,538.70	$ 174,464.40	$ 62.923723	$ 15,269.49	$ 183,233.88	$ 64.478819	$ 15,646.86	$ 187,762.32	$ 66.013187	$ 16,019.20	$ 192,230.40
Firefighter II 24H-Trng/Premiu	480P	1S	C1	031	$ 53.036250	$ 12,870.13	$ 154,441.56	$ 55.699286	$ 13,516.36	$ 162,196.32	$ 58.502679	$ 14,196.65	$ 170,359.80	$ 61.425783	$ 14,905.99	$ 178,871.88	$ 64.478819	$ 15,646.86	$ 187,762.32	$ 66.013187	$ 16,019.20	$ 192,230.40	$ 67.713956	$ 16,431.92	$ 197,183.04
Firefighter II 80 Hrs	480	1	C	030	$ 71.206154	$ 12,342.40	$ 148,108.80	$ 74.712750	$ 12,950.21	$ 155,402.52	$ 78.548654	$ 13,615.10	$ 163,381.20	$ 82.434519	$ 14,288.65	$ 171,463.80	$ 86.578096	$ 15,006.87	$ 180,082.44	$ 88.717788	$ 15,377.75	$ 184,533.00	$ 90.828981	$ 15,743.69	$ 188,924.28
Firefighter II Training Div	480T	1	C	35T	$ 81.887077	$ 14,193.76	$ 170,325.12	$ 85.919654	$ 14,892.74	$ 178,712.88	$ 90.330981	$ 15,657.37	$ 187,888.44	$ 94.799712	$ 16,431.95	$ 197,183.40	$ 99.564808	$ 17,257.90	$ 207,094.80	$ 102.025442	$ 17,684.41	$ 212,212.92	$ 104.453308	$ 18,105.24	$ 217,262.88
Fleet Coordinator	466	578	A	026	$ 47.471077	$ 8,228.32	$ 98,739.84	$ 49.775827	$ 8,627.81	$ 103,533.72	$ 52.352942	$ 9,074.51	$ 108,894.12	$ 54.769385	$ 9,493.36	$ 113,920.32	$ 57.528173	$ 9,971.55	$ 119,658.60	$ 58.980865	$ 10,223.35	$ 122,680.20	$ 60.433500	$ 10,475.14	$ 125,701.68
Forensic Coordinator	486	578	A	034	$ 57.528173	$ 9,971.55	$ 119,658.60	$ 60.433500	$ 10,475.14	$ 125,701.68	$ 63.478615	$ 11,002.96	$ 132,035.52	$ 66.579577	$ 11,540.46	$ 138,485.52	$ 70.050635	$ 12,142.11	$ 145,705.32	$ 71.831654	$ 12,450.82	$ 149,409.84	$ 73.598596	$ 12,757.09	$ 153,085.08
Grounds Maint Worker I	485	6	G	019	$ 39.411346	$ 6,831.30	$ 81,975.60	$ 41.348250	$ 7,167.03	$ 86,004.36	$ 43.453558	$ 7,531.95	$ 90,383.40	$ 45.783462	$ 7,935.80	$ 95,229.60	$ 48.092250	$ 8,335.99	$ 100,031.88	$ 49.222096	$ 8,531.83	$ 102,381.96	$ 50.450192	$ 8,744.70	$ 104,936.40
Grounds Maint Worker I	485A	6	G	019	$ 39.411346	$ 6,831.30	$ 81,975.60	$ 41.348250	$ 7,167.03	$ 86,004.36	$ 43.453558	$ 7,531.95	$ 90,383.40	$ 45.783462	$ 7,935.80	$ 95,229.60	$ 48.092250	$ 8,335.99	$ 100,031.88	$ 49.222096	$ 8,531.83	$ 102,381.96	$ 50.450192	$ 8,744.70	$ 104,936.40
Grounds Maint Worker II	490	6	G	021	$ 41.348250	$ 7,167.03	$ 86,004.36	$ 43.453558	$ 7,531.95	$ 90,383.40	$ 45.783462	$ 7,935.80	$ 95,229.60	$ 48.092250	$ 8,335.99	$ 100,031.88	$ 50.450192	$ 8,744.70	$ 104,936.40	$ 51.685269	$ 8,958.78	$ 107,505.36	$ 52.976538	$ 9,182.60	$ 110,191.20
Grounds Maint Worker II	490A	6	G	021	$ 41.348250	$ 7,167.03	$ 86,004.36	$ 43.453558	$ 7,531.95	$ 90,383.40	$ 45.783462	$ 7,935.80	$ 95,229.60	$ 48.092250	$ 8,335.99	$ 100,031.88	$ 50.450192	$ 8,744.70	$ 104,936.40	$ 51.685269	$ 8,958.78	$ 107,505.36	$ 52.976538	$ 9,182.60	$ 110,191.20
Grounds Maint Worker III	495	6	G	023	$ 43.453558	$ 7,531.95	$ 90,383.40	$ 45.783462	$ 7,935.80	$ 95,229.60	$ 48.092250	$ 8,335.99	$ 100,031.88	$ 50.450192	$ 8,744.70	$ 104,936.40	$ 52.976538	$ 9,182.60	$ 110,191.20	$ 54.169558	$ 9,389.39	$ 112,672.68	$ 55.502942	$ 9,620.51	$ 115,446.12
Grounds Maint Worker III	495A	6	G	023	$ 43.453558	$ 7,531.95	$ 90,383.40	$ 45.783462	$ 7,935.80	$ 95,229.60	$ 48.092250	$ 8,335.99	$ 100,031.88	$ 50.450192	$ 8,744.70	$ 104,936.40	$ 52.976538	$ 9,182.60	$ 110,191.20	$ 54.169558	$ 9,389.39	$ 112,672.68	$ 55.502942	$ 9,620.51	$ 115,446.12
Health & Wellness Coordinator	123	578	A	023	$ 44.062788	$ 7,637.55	$ 91,650.60	$ 46.318673	$ 8,028.57	$ 96,342.84	$ 48.595500	$ 8,423.22	$ 101,078.64	$ 51.060808	$ 8,850.54	$ 106,206.48	$ 53.575154	$ 9,286.36	$ 111,436.32	$ 54.769385	$ 9,493.36	$ 113,920.32	$ 56.145346	$ 9,731.86	$ 116,782.32
Housing Inspector	500	578	A	035	$ 58.980865	$ 10,223.35	$ 122,680.20	$ 61.956115	$ 10,739.06	$ 128,868.72	$ 65.022115	$ 11,270.50	$ 135,246.00	$ 68.304692	$ 11,839.48	$ 142,073.76	$ 71.831654	$ 12,450.82	$ 149,409.84	$ 73.598596	$ 12,757.09	$ 153,085.08	$ 75.344596	$ 13,059.73	$ 156,716.76
Human Resources Assistant	509	578	A	019	$ 39.886269	$ 6,913.62	$ 82,963.44	$ 41.904750	$ 7,263.49	$ 87,161.88	$ 44.062788	$ 7,637.55	$ 91,650.60	$ 46.318673	$ 8,028.57	$ 96,342.84	$ 48.595500	$ 8,423.22	$ 101,078.64	$ 49.775827	$ 8,627.81	$ 103,533.72	$ 51.060808	$ 8,850.54	$ 106,206.48
Human Resources Technician	508	578	A	023	$ 44.062788	$ 7,637.55	$ 91,650.60	$ 46.318673	$ 8,028.57	$ 96,342.84	$ 48.595500	$ 8,423.22	$ 101,078.64	$ 51.060808	$ 8,850.54	$ 106,206.48	$ 53.575154	$ 9,286.36	$ 111,436.32	$ 54.769385	$ 9,493.36	$ 113,920.32	$ 56.145346	$ 9,731.86	$ 116,782.32
Jail Service Officer	353	10	H	022	$ 47.853923	$ 8,294.68	$ 99,536.16	$ 50.269846	$ 8,713.44	$ 104,561.28	$ 52.904885	$ 9,170.18	$ 110,042.16	$ 55.415885	$ 9,605.42	$ 115,265.04	$ 58.299058	$ 10,105.17	$ 121,262.04	$ 59.656788	$ 10,340.51	$ 124,086.12	$ 61.007019	$ 10,574.55	$ 126,894.60
Journey Lineworker	560	3	D1	035	$ 88.268481	$ 15,299.87	$ 183,598.44	$ 92.661923	$ 16,061.40	$ 192,736.80	$ 97.215346	$ 16,850.66	$ 202,207.92	$ 102.204635	$ 17,715.47	$ 212,585.64	$ 107.442981	$ 18,623.45	$ 223,481.40	$ 110.119962	$ 19,087.46	$ 229,049.52	$ 112.868019	$ 19,563.79	$ 234,765.48
Journey Lineworker Apprentice	561	3	D1	026	$ 71.095038	$ 12,323.14	$ 147,877.68	$ 74.501250	$ 12,913.55	$ 154,962.60	$ 78.254365	$ 13,564.09	$ 162,769.08	$ 82.016250	$ 14,216.15	$ 170,593.80	$ 86.071673	$ 14,919.09	$ 179,029.08	$ 88.268481	$ 15,299.87	$ 183,598.44	$ 90.474058	$ 15,682.17	$ 188,186.04
Journey Lineworker Apprentice	561R	3	D1	029	$ 76.377808	$ 13,238.82	$ 158,865.84	$ 80.130923	$ 13,889.36	$ 166,672.32	$ 84.017423	$ 14,563.02	$ 174,756.24	$ 88.268481	$ 15,299.87	$ 183,598.44	$ 92.661923	$ 16,061.40	$ 192,736.80	$ 94.831904	$ 16,437.53	$ 197,250.36	$ 97.215346	$ 16,850.66	$ 202,207.92
Key Customer Representative	505	578	A	035	$ 58.980865	$ 10,223.35	$ 122,680.20	$ 61.956115	$ 10,739.06	$ 128,868.72	$ 65.022115	$ 11,270.50	$ 135,246.00	$ 68.304692	$ 11,839.48	$ 142,073.76	$ 71.831654	$ 12,450.82	$ 149,409.84	$ 73.598596	$ 12,757.09	$ 153,085.08	$ 75.344596	$ 13,059.73	$ 156,716.76
Legal Office Specialist III	519	578	A	024	$ 45.145327	$ 7,825.19	$ 93,902.28	$ 47.471077	$ 8,228.32	$ 98,739.84	$ 49.775827	$ 8,627.81	$ 103,533.72	$ 52.352942	$ 9,074.51	$ 108,894.12	$ 54.769385	$ 9,493.36	$ 113,920.32	$ 56.145346	$ 9,731.86	$ 116,782.32	$ 57.528173	$ 9,971.55	$ 119,658.60
Librarian I	530	578	A	026	$ 47.471077	$ 8,228.32	$ 98,739.84	$ 49.775827	$ 8,627.81	$ 103,533.72	$ 52.352942	$ 9,074.51	$ 108,894.12	$ 54.769385	$ 9,493.36	$ 113,920.32	$ 57.528173	$ 9,971.55	$ 119,658.60	$ 58.980865	$ 10,223.35	$ 122,680.20	$ 60.433500	$ 10,475.14	$ 125,701.68
Librarian I - Cataloging	530C	578	A	026	$ 47.471077	$ 8,228.32	$ 98,739.84	$ 49.775827	$ 8,627.81	$ 103,533.72	$ 52.352942	$ 9,074.51	$ 108,894.12	$ 54.769385	$ 9,493.36	$ 113,920.32	$ 57.528173	$ 9,971.55	$ 119,658.60	$ 58.980865	$ 10,223.35	$ 122,680.20	$ 60.433500	$ 10,475.14	$ 125,701.68

All classifications on the Classified Salary Plan are FLSA "Non-Exempt" except Unit 4 classifications. Unit 4 classifications are eligible for MOU overtime.

					Step 1			Step 2			Step 3			Step 4			Step 5			Step 6			Step 7		
Job Title	Job Code	Union Code	Sal Plan	Grade	Hourly	Monthly	Annual	Hourly	Monthly	Annual	Hourly	Monthly	Annual	Hourly	Monthly	Annual	Hourly	Monthly	Annual	Hourly	Monthly	Annual	Hourly	Monthly	Annual
Librarian I - Reference	530A	578	A	026	$ 47.471077	$ 8,228.32	$ 98,739.84	$ 49.775827	$ 8,627.81	$ 103,533.72	$ 52.352942	$ 9,074.51	$ 108,894.12	$ 54.769385	$ 9,493.36	$ 113,920.32	$ 57.528173	$ 9,971.55	$ 119,658.60	$ 58.980865	$ 10,223.35	$ 122,680.20	$ 60.433500	$ 10,475.14	$ 125,701.68
Librarian I - Youth Services	530B	578	A	026	$ 47.471077	$ 8,228.32	$ 98,739.84	$ 49.775827	$ 8,627.81	$ 103,533.72	$ 52.352942	$ 9,074.51	$ 108,894.12	$ 54.769385	$ 9,493.36	$ 113,920.32	$ 57.528173	$ 9,971.55	$ 119,658.60	$ 58.980865	$ 10,223.35	$ 122,680.20	$ 60.433500	$ 10,475.14	$ 125,701.68
Librarian II	535	578	A	030	$ 52.352942	$ 9,074.51	$ 108,894.12	$ 54.769385	$ 9,493.36	$ 113,920.32	$ 57.528173	$ 9,971.55	$ 119,658.60	$ 60.433500	$ 10,475.14	$ 125,701.68	$ 63.478615	$ 11,002.96	$ 132,035.52	$ 65.022115	$ 11,270.50	$ 135,246.00	$ 66.579577	$ 11,540.46	$ 138,485.52
Librarian II - Cataloging	535C	578	A	030	$ 52.352942	$ 9,074.51	$ 108,894.12	$ 54.769385	$ 9,493.36	$ 113,920.32	$ 57.528173	$ 9,971.55	$ 119,658.60	$ 60.433500	$ 10,475.14	$ 125,701.68	$ 63.478615	$ 11,002.96	$ 132,035.52	$ 65.022115	$ 11,270.50	$ 135,246.00	$ 66.579577	$ 11,540.46	$ 138,485.52
Librarian II - Reference	535A	578	A	030	$ 52.352942	$ 9,074.51	$ 108,894.12	$ 54.769385	$ 9,493.36	$ 113,920.32	$ 57.528173	$ 9,971.55	$ 119,658.60	$ 60.433500	$ 10,475.14	$ 125,701.68	$ 63.478615	$ 11,002.96	$ 132,035.52	$ 65.022115	$ 11,270.50	$ 135,246.00	$ 66.579577	$ 11,540.46	$ 138,485.52
Librarian II - Youth Services	535B	578	A	030	$ 52.352942	$ 9,074.51	$ 108,894.12	$ 54.769385	$ 9,493.36	$ 113,920.32	$ 57.528173	$ 9,971.55	$ 119,658.60	$ 60.433500	$ 10,475.14	$ 125,701.68	$ 63.478615	$ 11,002.96	$ 132,035.52	$ 65.022115	$ 11,270.50	$ 135,246.00	$ 66.579577	$ 11,540.46	$ 138,485.52
Library Assistant I	526	578	A	016	$ 36.973846	$ 6,408.80	$ 76,905.60	$ 38.922462	$ 6,746.56	$ 80,958.72	$ 40.843096	$ 7,079.47	$ 84,953.64	$ 42.973269	$ 7,448.70	$ 89,384.40	$ 45.145327	$ 7,825.19	$ 93,902.28	$ 46.318673	$ 8,028.57	$ 96,342.84	$ 47.471077	$ 8,228.32	$ 98,739.84
Library Assistant II	528	578	A	020	$ 40.843096	$ 7,079.47	$ 84,953.64	$ 42.973269	$ 7,448.70	$ 89,384.40	$ 45.145327	$ 7,825.19	$ 93,902.28	$ 47.471077	$ 8,228.32	$ 98,739.84	$ 49.775827	$ 8,627.81	$ 103,533.72	$ 51.060808	$ 8,850.54	$ 106,206.48	$ 52.352942	$ 9,074.51	$ 108,894.12
Library Circulation Supervsr	529	578	A	028	$ 49.775827	$ 8,627.81	$ 103,533.72	$ 52.352942	$ 9,074.51	$ 108,894.12	$ 54.769385	$ 9,493.36	$ 113,920.32	$ 57.528173	$ 9,971.55	$ 119,658.60	$ 60.433500	$ 10,475.14	$ 125,701.68	$ 61.956115	$ 10,739.06	$ 128,868.72	$ 63.478615	$ 11,002.96	$ 132,035.52
Library Prog Coord - Tech Svcs	534D	578	A	034	$ 57.528173	$ 9,971.55	$ 119,658.60	$ 60.433500	$ 10,475.14	$ 125,701.68	$ 63.478615	$ 11,002.96	$ 132,035.52	$ 66.579577	$ 11,540.46	$ 138,485.52	$ 70.050635	$ 12,142.11	$ 145,705.32	$ 71.831654	$ 12,450.82	$ 149,409.84	$ 73.598596	$ 12,757.09	$ 153,085.08
Library Prog Coord-Technology	534F	578	A	034	$ 57.528173	$ 9,971.55	$ 119,658.60	$ 60.433500	$ 10,475.14	$ 125,701.68	$ 63.478615	$ 11,002.96	$ 132,035.52	$ 66.579577	$ 11,540.46	$ 138,485.52	$ 70.050635	$ 12,142.11	$ 145,705.32	$ 71.831654	$ 12,450.82	$ 149,409.84	$ 73.598596	$ 12,757.09	$ 153,085.08
Library Program Coord - Ref	534B	578	A	034	$ 57.528173	$ 9,971.55	$ 119,658.60	$ 60.433500	$ 10,475.14	$ 125,701.68	$ 63.478615	$ 11,002.96	$ 132,035.52	$ 66.579577	$ 11,540.46	$ 138,485.52	$ 70.050635	$ 12,142.11	$ 145,705.32	$ 71.831654	$ 12,450.82	$ 149,409.84	$ 73.598596	$ 12,757.09	$ 153,085.08
Library Program Coordinator	534	578	A	034	$ 57.528173	$ 9,971.55	$ 119,658.60	$ 60.433500	$ 10,475.14	$ 125,701.68	$ 63.478615	$ 11,002.96	$ 132,035.52	$ 66.579577	$ 11,540.46	$ 138,485.52	$ 70.050635	$ 12,142.11	$ 145,705.32	$ 71.831654	$ 12,450.82	$ 149,409.84	$ 73.598596	$ 12,757.09	$ 153,085.08
Library Technology Assistant	754C	578	A	025	$ 46.318673	$ 8,028.57	$ 96,342.84	$ 48.595500	$ 8,423.22	$ 101,078.64	$ 51.060808	$ 8,850.54	$ 106,206.48	$ 53.575154	$ 9,286.36	$ 111,436.32	$ 56.145346	$ 9,731.86	$ 116,782.32	$ 57.528173	$ 9,971.55	$ 119,658.60	$ 58.980865	$ 10,223.35	$ 122,680.20
Literacy Advocate	562	578	A	012	$ 33.621519	$ 5,827.73	$ 69,932.76	$ 35.325635	$ 6,123.11	$ 73,477.32	$ 36.973846	$ 6,408.80	$ 76,905.60	$ 38.922462	$ 6,746.56	$ 80,958.72	$ 40.843096	$ 7,079.47	$ 84,953.64	$ 41.904750	$ 7,263.49	$ 87,161.88	$ 42.973269	$ 7,448.70	$ 89,384.40
Literacy Program Supervisor	563	578	A	028	$ 49.775827	$ 8,627.81	$ 103,533.72	$ 52.352942	$ 9,074.51	$ 108,894.12	$ 54.769385	$ 9,493.36	$ 113,920.32	$ 57.528173	$ 9,971.55	$ 119,658.60	$ 60.433500	$ 10,475.14	$ 125,701.68	$ 61.956115	$ 10,739.06	$ 128,868.72	$ 63.478615	$ 11,002.96	$ 132,035.52
Literacy Student/Tutor Coord	564	578	A	020	$ 40.843096	$ 7,079.47	$ 84,953.64	$ 42.973269	$ 7,448.70	$ 89,384.40	$ 45.145327	$ 7,825.19	$ 93,902.28	$ 47.471077	$ 8,228.32	$ 98,739.84	$ 49.775827	$ 8,627.81	$ 103,533.72	$ 51.060808	$ 8,850.54	$ 106,206.48	$ 52.352942	$ 9,074.51	$ 108,894.12
Materials Handler	570	578	A	019	$ 39.886269	$ 6,913.62	$ 82,963.44	$ 41.904750	$ 7,263.49	$ 87,161.88	$ 44.062788	$ 7,637.55	$ 91,650.60	$ 46.318673	$ 8,028.57	$ 96,342.84	$ 48.595500	$ 8,423.22	$ 101,078.64	$ 49.775827	$ 8,627.81	$ 103,533.72	$ 51.060808	$ 8,850.54	$ 106,206.48
Mechanical Maintenance Worker	580	6	G	029	$ 50.450192	$ 8,744.70	$ 104,936.40	$ 52.976538	$ 9,182.60	$ 110,191.20	$ 55.502942	$ 9,620.51	$ 115,446.12	$ 58.253942	$ 10,097.35	$ 121,168.20	$ 61.159212	$ 10,600.93	$ 127,211.16	$ 62.625865	$ 10,855.15	$ 130,261.80	$ 64.211885	$ 11,130.06	$ 133,560.72
Meter Data Analyst	601	578	A	027	$ 48.595500	$ 8,423.22	$ 101,078.64	$ 51.060808	$ 8,850.54	$ 106,206.48	$ 53.575154	$ 9,286.36	$ 111,436.32	$ 56.145346	$ 9,731.86	$ 116,782.32	$ 58.980865	$ 10,223.35	$ 122,680.20	$ 60.433500	$ 10,475.14	$ 125,701.68	$ 61.956115	$ 10,739.06	$ 128,868.72
Meter Reader	595	578	A	021	$ 41.904750	$ 7,263.49	$ 87,161.88	$ 44.062788	$ 7,637.55	$ 91,650.60	$ 46.318673	$ 8,028.57	$ 96,342.84	$ 48.595500	$ 8,423.22	$ 101,078.64	$ 51.060808	$ 8,850.54	$ 106,206.48	$ 52.352942	$ 9,074.51	$ 108,894.12	$ 53.575154	$ 9,286.36	$ 111,436.32
Office Assistant	933	578	A	012	$ 33.621519	$ 5,827.73	$ 69,932.76	$ 35.325635	$ 6,123.11	$ 73,477.32	$ 36.973846	$ 6,408.80	$ 76,905.60	$ 38.922462	$ 6,746.56	$ 80,958.72	$ 40.843096	$ 7,079.47	$ 84,953.64	$ 41.904750	$ 7,263.49	$ 87,161.88	$ 42.973269	$ 7,448.70	$ 89,384.40
Office Records Specialist	934	578	A	019	$ 39.886269	$ 6,913.62	$ 82,963.44	$ 41.904750	$ 7,263.49	$ 87,161.88	$ 44.062788	$ 7,637.55	$ 91,650.60	$ 46.318673	$ 8,028.57	$ 96,342.84	$ 48.595500	$ 8,423.22	$ 101,078.64	$ 49.775827	$ 8,627.81	$ 103,533.72	$ 51.060808	$ 8,850.54	$ 106,206.48
Office Specialist II	936	578	A	018	$ 38.922462	$ 6,746.56	$ 80,958.72	$ 40.843096	$ 7,079.47	$ 84,953.64	$ 42.973269	$ 7,448.70	$ 89,384.40	$ 45.145327	$ 7,825.19	$ 93,902.28	$ 47.471077	$ 8,228.32	$ 98,739.84	$ 48.595500	$ 8,423.22	$ 101,078.64	$ 49.775827	$ 8,627.81	$ 103,533.72
Office Specialist III	938	578	A	022	$ 42.973269	$ 7,448.70	$ 89,384.40	$ 45.145327	$ 7,825.19	$ 93,902.28	$ 47.471077	$ 8,228.32	$ 98,739.84	$ 49.775827	$ 8,627.81	$ 103,533.72	$ 52.352942	$ 9,074.51	$ 108,894.12	$ 53.575154	$ 9,286.36	$ 111,436.32	$ 54.769385	$ 9,493.36	$ 113,920.32
Office Specialist IV	939	578	A	024	$ 45.145327	$ 7,825.19	$ 93,902.28	$ 47.471077	$ 8,228.32	$ 98,739.84	$ 49.775827	$ 8,627.81	$ 103,533.72	$ 52.352942	$ 9,074.51	$ 108,894.12	$ 54.769385	$ 9,493.36	$ 113,920.32	$ 56.145346	$ 9,731.86	$ 116,782.32	$ 57.528173	$ 9,971.55	$ 119,658.60
Park Foreperson	615	578	A	033	$ 56.145346	$ 9,731.86	$ 116,782.32	$ 58.980865	$ 10,223.35	$ 122,680.20	$ 61.956115	$ 10,739.06	$ 128,868.72	$ 65.022115	$ 11,270.50	$ 135,246.00	$ 68.304692	$ 11,839.48	$ 142,073.76	$ 70.050635	$ 12,142.11	$ 145,705.32	$ 71.831654	$ 12,450.82	$ 149,409.84
Park Maint Crafts Worker	620	6	G	029	$ 50.450192	$ 8,744.70	$ 104,936.40	$ 52.976538	$ 9,182.60	$ 110,191.20	$ 55.502942	$ 9,620.51	$ 115,446.12	$ 58.253942	$ 10,097.35	$ 121,168.20	$ 61.159212	$ 10,600.93	$ 127,211.16	$ 62.625865	$ 10,855.15	$ 130,261.80	$ 64.211885	$ 11,130.06	$ 133,560.72
Permit Center Supervisor	040	578	A	039	$ 65.022115	$ 11,270.50	$ 135,246.00	$ 68.304692	$ 11,839.48	$ 142,073.76	$ 71.831654	$ 12,450.82	$ 149,409.84	$ 75.344596	$ 13,059.73	$ 156,716.76	$ 79.039269	$ 13,700.14	$ 164,401.68	$ 81.008769	$ 14,041.52	$ 168,498.24	$ 83.027135	$ 14,391.37	$ 172,696.44
Permit Technician	621	578	A	023	$ 44.062788	$ 7,637.55	$ 91,650.60	$ 46.318673	$ 8,028.57	$ 96,342.84	$ 48.595500	$ 8,423.22	$ 101,078.64	$ 51.060808	$ 8,850.54	$ 106,206.48	$ 53.575154	$ 9,286.36	$ 111,436.32	$ 54.769385	$ 9,493.36	$ 113,920.32	$ 56.145346	$ 9,731.86	$ 116,782.32
Plans Examiner	630	578	A	041	$ 68.304692	$ 11,839.48	$ 142,073.76	$ 71.831654	$ 12,450.82	$ 149,409.84	$ 75.344596	$ 13,059.73	$ 156,716.76	$ 79.039269	$ 13,700.14	$ 164,401.68	$ 83.027135	$ 14,391.37	$ 172,696.44	$ 85.052481	$ 14,742.43	$ 176,909.16	$ 87.231635	$ 15,120.15	$ 181,441.80
Police Lieutenant	645	2	B	043	$ 105.413596	$ 18,271.69	$ 219,260.28	$ 110.690481	$ 19,186.35	$ 230,236.20	$ 116.204481	$ 20,142.11	$ 241,705.32	$ 122.013288	$ 21,148.97	$ 253,787.64	$ 128.066423	$ 22,198.18	$ 266,378.16	$ 131.315942	$ 22,761.43	$ 273,137.16	$ 134.529346	$ 23,318.42	$ 279,821.04
Police Officer	650	2	B	031	$ 78.663058	$ 13,634.93	$ 163,619.16	$ 82.566692	$ 14,311.56	$ 171,738.72	$ 86.722038	$ 15,031.82	$ 180,381.84	$ 91.056981	$ 15,783.21	$ 189,398.52	$ 95.593327	$ 16,569.51	$ 198,834.12	$ 98.008846	$ 16,988.20	$ 203,858.40	$ 100.388423	$ 17,400.66	$ 208,807.92
Police Officer - FTO	650T	2	B	033	$ 82.566692	$ 14,311.56	$ 171,738.72	$ 86.722038	$ 15,031.82	$ 180,381.84	$ 91.056981	$ 15,783.21	$ 189,398.52	$ 95.593327	$ 16,569.51	$ 198,834.12	$ 100.388423	$ 17,400.66	$ 208,807.92	$ 102.904558	$ 17,836.79	$ 214,041.48	$ 105.413596	$ 18,271.69	$ 219,260.28
Police Records Spec I	641	10	H2	018	$ 43.756385	$ 7,584.44	$ 91,013.28	$ 45.945231	$ 7,963.84	$ 95,566.08	$ 48.318404	$ 8,375.19	$ 100,502.28	$ 50.757981	$ 8,798.05	$ 105,576.60	$ 53.418577	$ 9,259.22	$ 111,110.64	$ 54.686135	$ 9,478.93	$ 113,747.16	$ 55.953923	$ 9,698.68	$ 116,384.16
Police Records Spec II	643	10	H2	022	$ 48.318404	$ 8,375.19	$ 100,502.28	$ 50.757981	$ 8,798.05	$ 105,576.60	$ 53.418577	$ 9,259.22	$ 111,110.64	$ 55.953923	$ 9,698.68	$ 116,384.16	$ 58.865019	$ 10,203.27	$ 122,439.24	$ 60.235962	$ 10,440.90	$ 125,290.80	$ 61.599346	$ 10,677.22	$ 128,126.64
Police Records Supervisor	644	10	H2	026	$ 53.418577	$ 9,259.22	$ 111,110.64	$ 55.953923	$ 9,698.68	$ 116,384.16	$ 58.865019	$ 10,203.27	$ 122,439.24	$ 61.599346	$ 10,677.22	$ 128,126.64	$ 64.687442	$ 11,212.49	$ 134,549.88	$ 66.338423	$ 11,498.66	$ 137,983.92	$ 67.989231	$ 11,784.80	$ 141,417.60
Police Sergeant	665	2	B	037	$ 91.056981	$ 15,783.21	$ 189,398.52	$ 95.593327	$ 16,569.51	$ 198,834.12	$ 100.388423	$ 17,400.66	$ 208,807.92	$ 105.413596	$ 18,271.69	$ 219,260.28	$ 110.690481	$ 19,186.35	$ 230,236.20	$ 113.422269	$ 19,659.86	$ 235,918.32	$ 116.204481	$ 20,142.11	$ 241,705.32
Police Training Coordinator	648	578	A	026	$ 47.471077	$ 8,228.32	$ 98,739.84	$ 49.775827	$ 8,627.81	$ 103,533.72	$ 52.352942	$ 9,074.51	$ 108,894.12	$ 54.769385	$ 9,493.36	$ 113,920.32	$ 57.528173	$ 9,971.55	$ 119,658.60	$ 58.980865	$ 10,223.35	$ 122,680.20	$ 60.433500	$ 10,475.14	$ 125,701.68
Power Account Clerk I	662	578	A	019	$ 39.886269	$ 6,913.62	$ 82,963.44	$ 41.904750	$ 7,263.49	$ 87,161.88	$ 44.062788	$ 7,637.55	$ 91,650.60	$ 46.318673	$ 8,028.57	$ 96,342.84	$ 48.595500	$ 8,423.22	$ 101,078.64	$ 49.775827	$ 8,627.81	$ 103,533.72	$ 51.060808	$ 8,850.54	$ 106,206.48
Power Account Clerk III	664	578	A	025	$ 46.318673	$ 8,028.57	$ 96,342.84	$ 48.595500	$ 8,423.22	$ 101,078.64	$ 51.060808	$ 8,850.54	$ 106,206.48	$ 53.575154	$ 9,286.36	$ 111,436.32	$ 56.145346	$ 9,731.86	$ 116,782.32	$ 57.528173	$ 9,971.55	$ 119,658.60	$ 58.980865	$ 10,223.35	$ 122,680.20
Power Contract Specialist	661	578	A	033	$ 56.145346	$ 9,731.86	$ 116,782.32	$ 58.980865	$ 10,223.35	$ 122,680.20	$ 61.956115	$ 10,739.06	$ 128,868.72	$ 65.022115	$ 11,270.50	$ 135,246.00	$ 68.304692	$ 11,839.48	$ 142,073.76	$ 70.050635	$ 12,142.11	$ 145,705.32	$ 71.831654	$ 12,450.82	$ 149,409.84
Principal Elec Estimator	669	3	D1	035	$ 88.268481	$ 15,299.87	$ 183,598.44	$ 92.661923	$ 16,061.40	$ 192,736.80	$ 97.215346	$ 16,850.66	$ 202,207.92	$ 102.204635	$ 17,715.47	$ 212,585.64	$ 107.442981	$ 18,623.45	$ 223,481.40	$ 110.119962	$ 19,087.46	$ 229,049.52	$ 112.868019	$ 19,563.79	$ 234,765.48
Principal Engrg Tech (Elec)	670	578	A	032	$ 54.769385	$ 9,493.36	$ 113,920.32	$ 57.528173	$ 9,971.55	$ 119,658.60	$ 60.433500	$ 10,475.14	$ 125,701.68	$ 63.478615	$ 11,002.96	$ 132,035.52	$ 66.579577	$ 11,540.46	$ 138,485.52	$ 68.304692	$ 11,839.48	$ 142,073.76	$ 70.050635	$ 12,142.11	$ 145,705.32
Principal Engrg Tech (Fiber)	670A	578	A	032	$ 54.769385	$ 9,493.36	$ 113,920.32	$ 57.528173	$ 9,971.55	$ 119,658.60	$ 60.433500	$ 10,475.14	$ 125,701.68	$ 63.478615	$ 11,002.96	$ 132,035.52	$ 66.579577	$ 11,540.46	$ 138,485.52	$ 68.304692	$ 11,839.48	$ 142,073.76	$ 70.050635	$ 12,142.11	$ 145,705.32
Public Safety Dispatcher I	339	10	H3	025	$ 52.600212	$ 9,117.37	$ 109,408.44	$ 55.212000	$ 9,570.08	$ 114,840.96	$ 57.957750	$ 10,046.01	$ 120,552.12	$ 60.815192	$ 10,541.30	$ 126,495.60	$ 63.769096	$ 11,053.31	$ 132,639.72	$ 65.309423	$ 11,320.30	$ 135,843.60	$ 66.976269	$ 11,609.22	$ 139,310.64
Public Safety Dispatcher II	340	10	H3	028	$ 56.491904	$ 9,791.93	$ 117,503.16	$ 59.431038	$ 10,301.38	$ 123,616.56	$ 62.191673	$ 10,779.89	$ 129,358.68	$ 65.309423	$ 11,320.30	$ 135,843.60	$ 68.643000	$ 11,898.12	$ 142,777.44	$ 70.354385	$ 12,194.76	$ 146,337.12	$ 72.051000	$ 12,488.84	$ 149,866.08
Public Works Inspector	680	578	A	033	$ 56.145346	$ 9,731.86	$ 116,782.32	$ 58.980865	$ 10,223.35	$ 122,680.20	$ 61.956115	$ 10,739.06	$ 128,868.72	$ 65.022115	$ 11,270.50	$ 135,246.00	$ 68.304692	$ 11,839.48	$ 142,073.76	$ 70.050635	$ 12,142.11	$ 145,705.32	$ 71.831654	$ 12,450.82	$ 149,409.84
Public Works Supervisor	151	578	A	038	$ 63.478615	$ 11,002.96	$ 132,035.52	$ 66.579577	$ 11,540.46	$ 138,485.52	$ 70.050635	$ 12,142.11	$ 145,705.32	$ 73.598596	$ 12,757.09	$ 153,085.08	$ 77.104673	$ 13,364.81	$ 160,377.72	$ 79.039269	$ 13,700.14	$ 164,401.68	$ 81.008769	$ 14,041.52	$ 168,498.24
Pump Maintenance Technician	677	6	G	027	$ 48.092250	$ 8,335.99	$ 100,031.88	$ 50.450192	$ 8,744.70	$ 104,936.40	$ 52.976538	$ 9,182.60	$ 110,191.20	$ 55.502942	$ 9,620.51	$ 115,446.12	$ 58.253942	$ 10,097.35	$ 121,168.20	$ 59.713558	$ 10,350.35	$ 124,204.20	$ 61.159212	$ 10,600.93	$ 127,211.16
Purchasing Clerk	678	578	A	019	$ 39.886269	$ 6,913.62	$ 82,963.44	$ 41.904750	$ 7,263.49	$ 87,161.88	$ 44.062788	$ 7,637.55	$ 91,650.60	$ 46.318673	$ 8,028.57	$ 96,342.84	$ 48.595500	$ 8,423.22	$ 101,078.64	$ 49.775827	$ 8,627.81	$ 103,533.72	$ 51.060808	$ 8,850.54	$ 106,206.48
Purchasing Utility Worker	679	578	A	015	$ 36.142846	$ 6,264.76	$ 75,177.12	$ 37.937712	$ 6,575.87	$ 78,910.44	$ 39.886269	$ 6,913.62	$ 82,963.44	$ 41.904750	$ 7,263.49	$ 87,161.88	$ 44.062788	$ 7,637.55	$ 91,650.60	$ 45.145327	$ 7,825.19	$ 93,902.28	$ 46.318673	$ 8,028.57	$ 96,342.84

All classifications on the Classified Salary Plan are FLSA "Non-Exempt" except Unit 4 classifications. Unit 4 classifications are eligible for MOU overtime.

					Step 1			Step 2			Step 3			Step 4			Step 5			Step 6			Step 7		
Job Title	Job Code	Union Code	Sal Plan	Grade	Hourly	Monthly	Annual	Hourly	Monthly	Annual	Hourly	Monthly	Annual	Hourly	Monthly	Annual	Hourly	Monthly	Annual	Hourly	Monthly	Annual	Hourly	Monthly	Annual
Recreation Coordinator	693	578	A	027	$ 48.595500	$ 8,423.22	$ 101,078.64	$ 51.060808	$ 8,850.54	$ 106,206.48	$ 53.575154	$ 9,286.36	$ 111,436.32	$ 56.145346	$ 9,731.86	$ 116,782.32	$ 58.980865	$ 10,223.35	$ 122,680.20	$ 60.433500	$ 10,475.14	$ 125,701.68	$ 61.956115	$ 10,739.06	$ 128,868.72
Recreation Coord-Therapeutics	693A	578	A	027	$ 48.595500	$ 8,423.22	$ 101,078.64	$ 51.060808	$ 8,850.54	$ 106,206.48	$ 53.575154	$ 9,286.36	$ 111,436.32	$ 56.145346	$ 9,731.86	$ 116,782.32	$ 58.980865	$ 10,223.35	$ 122,680.20	$ 60.433500	$ 10,475.14	$ 125,701.68	$ 61.956115	$ 10,739.06	$ 128,868.72
Recreation Program Supervisor	691	578	A	032	$ 54.769385	$ 9,493.36	$ 113,920.32	$ 57.528173	$ 9,971.55	$ 119,658.60	$ 60.433500	$ 10,475.14	$ 125,701.68	$ 63.478615	$ 11,002.96	$ 132,035.52	$ 66.579577	$ 11,540.46	$ 138,485.52	$ 68.304692	$ 11,839.48	$ 142,073.76	$ 70.050635	$ 12,142.11	$ 145,705.32
Recreation Supervisor	685	578	A	032	$ 54.769385	$ 9,493.36	$ 113,920.32	$ 57.528173	$ 9,971.55	$ 119,658.60	$ 60.433500	$ 10,475.14	$ 125,701.68	$ 63.478615	$ 11,002.96	$ 132,035.52	$ 66.579577	$ 11,540.46	$ 138,485.52	$ 68.304692	$ 11,839.48	$ 142,073.76	$ 70.050635	$ 12,142.11	$ 145,705.32
Recruit Police Officer	689	2R	B2	031	$ 57.908077	$ 10,037.40	$ 120,448.80	$ 60.805327	$ 10,539.59	$ 126,475.08	$ 63.846346	$ 11,066.70	$ 132,800.40	$ 67.038231	$ 11,619.96	$ 139,439.52	$ 70.388365	$ 12,200.65	$ 146,407.80	$ 72.149712	$ 12,505.95	$ 150,071.40	$ 73.954212	$ 12,818.73	$ 153,824.76
Resource Analyst II	696	578	A	035	$ 58.980865	$ 10,223.35	$ 122,680.20	$ 61.956115	$ 10,739.06	$ 128,868.72	$ 65.022115	$ 11,270.50	$ 135,246.00	$ 68.304692	$ 11,839.48	$ 142,073.76	$ 71.831654	$ 12,450.82	$ 149,409.84	$ 73.598596	$ 12,757.09	$ 153,085.08	$ 75.344596	$ 13,059.73	$ 156,716.76
Service Coordinator-Inspector	792	3	D1	037	$ 92.661923	$ 16,061.40	$ 192,736.80	$ 97.215346	$ 16,850.66	$ 202,207.92	$ 102.204635	$ 17,715.47	$ 212,585.64	$ 107.442981	$ 18,623.45	$ 223,481.40	$ 112.868019	$ 19,563.79	$ 234,765.48	$ 115.580481	$ 20,033.95	$ 240,407.40	$ 118.515462	$ 20,542.68	$ 246,512.16
Service Coord-Inspector(Fiber)	792F	3	D1	034	$ 86.071673	$ 14,919.09	$ 179,029.08	$ 90.474058	$ 15,682.17	$ 188,186.04	$ 94.831904	$ 16,437.53	$ 197,250.36	$ 99.589962	$ 17,262.26	$ 207,147.12	$ 104.774885	$ 18,160.98	$ 217,931.76	$ 107.442981	$ 18,623.45	$ 223,481.40	$ 110.119962	$ 19,087.46	$ 229,049.52
Sewer Inspection Technician	783	6	G	027	$ 48.092250	$ 8,335.99	$ 100,031.88	$ 50.450192	$ 8,744.70	$ 104,936.40	$ 52.976538	$ 9,182.60	$ 110,191.20	$ 55.502942	$ 9,620.51	$ 115,446.12	$ 58.253942	$ 10,097.35	$ 121,168.20	$ 59.713558	$ 10,350.35	$ 124,204.20	$ 61.159212	$ 10,600.93	$ 127,211.16
Sr Accounting Technician	208	578	A	026	$ 47.471077	$ 8,228.32	$ 98,739.84	$ 49.775827	$ 8,627.81	$ 103,533.72	$ 52.352942	$ 9,074.51	$ 108,894.12	$ 54.769385	$ 9,493.36	$ 113,920.32	$ 57.528173	$ 9,971.55	$ 119,658.60	$ 58.980865	$ 10,223.35	$ 122,680.20	$ 60.433500	$ 10,475.14	$ 125,701.68
Sr Business Analyst	722	578	A	038	$ 63.478615	$ 11,002.96	$ 132,035.52	$ 66.579577	$ 11,540.46	$ 138,485.52	$ 70.050635	$ 12,142.11	$ 145,705.32	$ 73.598596	$ 12,757.09	$ 153,085.08	$ 77.104673	$ 13,364.81	$ 160,377.72	$ 79.039269	$ 13,700.14	$ 164,401.68	$ 81.008769	$ 14,041.52	$ 168,498.24
Sr Center Coordinator	715	578	A	027	$ 48.595500	$ 8,423.22	$ 101,078.64	$ 51.060808	$ 8,850.54	$ 106,206.48	$ 53.575154	$ 9,286.36	$ 111,436.32	$ 56.145346	$ 9,731.86	$ 116,782.32	$ 58.980865	$ 10,223.35	$ 122,680.20	$ 60.433500	$ 10,475.14	$ 125,701.68	$ 61.956115	$ 10,739.06	$ 128,868.72
Sr Customer Service Rep	724	578	A	022	$ 42.973269	$ 7,448.70	$ 89,384.40	$ 45.145327	$ 7,825.19	$ 93,902.28	$ 47.471077	$ 8,228.32	$ 98,739.84	$ 49.775827	$ 8,627.81	$ 103,533.72	$ 52.352942	$ 9,074.51	$ 108,894.12	$ 53.575154	$ 9,286.36	$ 111,436.32	$ 54.769385	$ 9,493.36	$ 113,920.32
Sr Elec & Water Syst Op - Cert	777R	3	R6	040	$ 105.566423	$ 18,298.18	$ 219,578.16	$ 111.062538	$ 19,250.84	$ 231,010.08	$ 116.727865	$ 20,232.83	$ 242,793.96	$ 122.517519	$ 21,236.37	$ 254,836.44	$ 128.698500	$ 22,307.74	$ 267,692.88	$ 131.926904	$ 22,867.33	$ 274,407.96	$ 135.137481	$ 23,423.83	$ 281,085.96
Sr Elec & Water System Operatr	777	3	D1	040	$ 99.589962	$ 17,262.26	$ 207,147.12	$ 104.774885	$ 18,160.98	$ 217,931.76	$ 110.119962	$ 19,087.46	$ 229,049.52	$ 115.580481	$ 20,033.95	$ 240,407.40	$ 121.414673	$ 21,045.21	$ 252,542.52	$ 124.456327	$ 21,572.43	$ 258,869.16	$ 127.488981	$ 22,098.09	$ 265,177.08
Sr Elec Crew Foreperson	551	3	D1	551	$ 104.699654	$ 18,147.94	$ 217,775.28	$ 109.934654	$ 19,055.34	$ 228,664.08	$ 115.431404	$ 20,008.11	$ 240,097.32	$ 121.202942	$ 21,008.51	$ 252,102.12	$ 127.263173	$ 22,058.95	$ 264,707.40	$ 130.444731	$ 22,610.42	$ 271,325.04	$ 133.705731	$ 23,175.66	$ 278,107.92
Sr Elec Meter Technician	729	3	D1	038	$ 94.831904	$ 16,437.53	$ 197,250.36	$ 99.589962	$ 17,262.26	$ 207,147.12	$ 104.774885	$ 18,160.98	$ 217,931.76	$ 110.119962	$ 19,087.46	$ 229,049.52	$ 115.580481	$ 20,033.95	$ 240,407.40	$ 118.515462	$ 20,542.68	$ 246,512.16	$ 121.414673	$ 21,045.21	$ 252,542.52
Sr Elec Util Elec Tech	785	3	D1	038	$ 94.831904	$ 16,437.53	$ 197,250.36	$ 99.589962	$ 17,262.26	$ 207,147.12	$ 104.774885	$ 18,160.98	$ 217,931.76	$ 110.119962	$ 19,087.46	$ 229,049.52	$ 115.580481	$ 20,033.95	$ 240,407.40	$ 118.515462	$ 20,542.68	$ 246,512.16	$ 121.414673	$ 21,045.21	$ 252,542.52
Sr Elec Util Eng	730	4	E2	046	$ 98.420712	$ 17,059.59	$ 204,715.08	$ 103.401288	$ 17,922.89	$ 215,074.68	$ 108.667904	$ 18,835.77	$ 226,029.24	$ 113.911558	$ 19,744.67	$ 236,936.04	$ 119.549481	$ 20,721.91	$ 248,662.92	$ 122.573423	$ 21,246.06	$ 254,952.72	$ 125.581788	$ 21,767.51	$ 261,210.12
Sr Elec Util Eng/Control-Comm	730I	4	E2	046	$ 98.420712	$ 17,059.59	$ 204,715.08	$ 103.401288	$ 17,922.89	$ 215,074.68	$ 108.667904	$ 18,835.77	$ 226,029.24	$ 113.911558	$ 19,744.67	$ 236,936.04	$ 119.549481	$ 20,721.91	$ 248,662.92	$ 122.573423	$ 21,246.06	$ 254,952.72	$ 125.581788	$ 21,767.51	$ 261,210.12
Sr Elec Util Eng/Distbn Plan	730D	4	E2	046	$ 98.420712	$ 17,059.59	$ 204,715.08	$ 103.401288	$ 17,922.89	$ 215,074.68	$ 108.667904	$ 18,835.77	$ 226,029.24	$ 113.911558	$ 19,744.67	$ 236,936.04	$ 119.549481	$ 20,721.91	$ 248,662.92	$ 122.573423	$ 21,246.06	$ 254,952.72	$ 125.581788	$ 21,767.51	$ 261,210.12
Sr Elec Util Eng/Fiber	730L	4	E2	046	$ 98.420712	$ 17,059.59	$ 204,715.08	$ 103.401288	$ 17,922.89	$ 215,074.68	$ 108.667904	$ 18,835.77	$ 226,029.24	$ 113.911558	$ 19,744.67	$ 236,936.04	$ 119.549481	$ 20,721.91	$ 248,662.92	$ 122.573423	$ 21,246.06	$ 254,952.72	$ 125.581788	$ 21,767.51	$ 261,210.12
Sr Elec Util Eng/Generation	730E	4	E2	046	$ 98.420712	$ 17,059.59	$ 204,715.08	$ 103.401288	$ 17,922.89	$ 215,074.68	$ 108.667904	$ 18,835.77	$ 226,029.24	$ 113.911558	$ 19,744.67	$ 236,936.04	$ 119.549481	$ 20,721.91	$ 248,662.92	$ 122.573423	$ 21,246.06	$ 254,952.72	$ 125.581788	$ 21,767.51	$ 261,210.12
Sr Elec Util Eng/Opr Planning	730F	4	E2	046	$ 98.420712	$ 17,059.59	$ 204,715.08	$ 103.401288	$ 17,922.89	$ 215,074.68	$ 108.667904	$ 18,835.77	$ 226,029.24	$ 113.911558	$ 19,744.67	$ 236,936.04	$ 119.549481	$ 20,721.91	$ 248,662.92	$ 122.573423	$ 21,246.06	$ 254,952.72	$ 125.581788	$ 21,767.51	$ 261,210.12
Sr Elec Util Eng/Prot Relay	730A	4	E2	046	$ 98.420712	$ 17,059.59	$ 204,715.08	$ 103.401288	$ 17,922.89	$ 215,074.68	$ 108.667904	$ 18,835.77	$ 226,029.24	$ 113.911558	$ 19,744.67	$ 236,936.04	$ 119.549481	$ 20,721.91	$ 248,662.92	$ 122.573423	$ 21,246.06	$ 254,952.72	$ 125.581788	$ 21,767.51	$ 261,210.12
Sr Elec Util Generation Tech	733	3	D1	038	$ 94.831904	$ 16,437.53	$ 197,250.36	$ 99.589962	$ 17,262.26	$ 207,147.12	$ 104.774885	$ 18,160.98	$ 217,931.76	$ 110.119962	$ 19,087.46	$ 229,049.52	$ 115.580481	$ 20,033.95	$ 240,407.40	$ 118.515462	$ 20,542.68	$ 246,512.16	$ 121.414673	$ 21,045.21	$ 252,542.52
Sr Electrical Estimator	726	3	D1	031	$ 80.130923	$ 13,889.36	$ 166,672.32	$ 84.017423	$ 14,563.02	$ 174,756.24	$ 88.268481	$ 15,299.87	$ 183,598.44	$ 92.661923	$ 16,061.40	$ 192,736.80	$ 97.215346	$ 16,850.66	$ 202,207.92	$ 99.589962	$ 17,262.26	$ 207,147.12	$ 102.204635	$ 17,715.47	$ 212,585.64
Sr Energy Systems Analyst	744	578	A	043	$ 71.831654	$ 12,450.82	$ 149,409.84	$ 75.344596	$ 13,059.73	$ 156,716.76	$ 79.039269	$ 13,700.14	$ 164,401.68	$ 83.027135	$ 14,391.37	$ 172,696.44	$ 87.231635	$ 15,120.15	$ 181,441.80	$ 89.354712	$ 15,488.15	$ 185,857.80	$ 91.568712	$ 15,871.91	$ 190,462.92
Sr Engineer (Civil)	322	4	E3	041	$ 82.840500	$ 14,359.02	$ 172,308.24	$ 87.136846	$ 15,103.72	$ 181,244.64	$ 91.417212	$ 15,845.65	$ 190,147.80	$ 95.915135	$ 16,625.29	$ 199,503.48	$ 100.759615	$ 17,465.00	$ 209,580.00	$ 103.290692	$ 17,903.72	$ 214,844.64	$ 105.781500	$ 18,335.46	$ 220,025.52
Sr Engineering Tech	745	578	A	028	$ 49.775827	$ 8,627.81	$ 103,533.72	$ 52.352942	$ 9,074.51	$ 108,894.12	$ 54.769385	$ 9,493.36	$ 113,920.32	$ 57.528173	$ 9,971.55	$ 119,658.60	$ 60.433500	$ 10,475.14	$ 125,701.68	$ 61.956115	$ 10,739.06	$ 128,868.72	$ 63.478615	$ 11,002.96	$ 132,035.52
Sr Human Resources Assistant	510	578	A	020	$ 40.843096	$ 7,079.47	$ 84,953.64	$ 42.973269	$ 7,448.70	$ 89,384.40	$ 45.145327	$ 7,825.19	$ 93,902.28	$ 47.471077	$ 8,228.32	$ 98,739.84	$ 49.775827	$ 8,627.81	$ 103,533.72	$ 51.060808	$ 8,850.54	$ 106,206.48	$ 52.352942	$ 9,074.51	$ 108,894.12
Sr Human Resources Technician	747	578	A	024	$ 45.145327	$ 7,825.19	$ 93,902.28	$ 47.471077	$ 8,228.32	$ 98,739.84	$ 49.775827	$ 8,627.81	$ 103,533.72	$ 52.352942	$ 9,074.51	$ 108,894.12	$ 54.769385	$ 9,493.36	$ 113,920.32	$ 56.145346	$ 9,731.86	$ 116,782.32	$ 57.528173	$ 9,971.55	$ 119,658.60
Sr Inspector	750	578	A	039	$ 65.022115	$ 11,270.50	$ 135,246.00	$ 68.304692	$ 11,839.48	$ 142,073.76	$ 71.831654	$ 12,450.82	$ 149,409.84	$ 75.344596	$ 13,059.73	$ 156,716.76	$ 79.039269	$ 13,700.14	$ 164,401.68	$ 81.008769	$ 14,041.52	$ 168,498.24	$ 83.027135	$ 14,391.37	$ 172,696.44
Sr Instrument & Control Tech	753	3	D1	038	$ 94.831904	$ 16,437.53	$ 197,250.36	$ 99.589962	$ 17,262.26	$ 207,147.12	$ 104.774885	$ 18,160.98	$ 217,931.76	$ 110.119962	$ 19,087.46	$ 229,049.52	$ 115.580481	$ 20,033.95	$ 240,407.40	$ 118.515462	$ 20,542.68	$ 246,512.16	$ 121.414673	$ 21,045.21	$ 252,542.52
Sr Key Customer Representative	752	578	A	039	$ 65.022115	$ 11,270.50	$ 135,246.00	$ 68.304692	$ 11,839.48	$ 142,073.76	$ 71.831654	$ 12,450.82	$ 149,409.84	$ 75.344596	$ 13,059.73	$ 156,716.76	$ 79.039269	$ 13,700.14	$ 164,401.68	$ 81.008769	$ 14,041.52	$ 168,498.24	$ 83.027135	$ 14,391.37	$ 172,696.44
Sr Library Asst	754	578	A	025	$ 46.318673	$ 8,028.57	$ 96,342.84	$ 48.595500	$ 8,423.22	$ 101,078.64	$ 51.060808	$ 8,850.54	$ 106,206.48	$ 53.575154	$ 9,286.36	$ 111,436.32	$ 56.145346	$ 9,731.86	$ 116,782.32	$ 57.528173	$ 9,971.55	$ 119,658.60	$ 58.980865	$ 10,223.35	$ 122,680.20
Sr Library Asst-Public Svc	754B	578	A	025	$ 46.318673	$ 8,028.57	$ 96,342.84	$ 48.595500	$ 8,423.22	$ 101,078.64	$ 51.060808	$ 8,850.54	$ 106,206.48	$ 53.575154	$ 9,286.36	$ 111,436.32	$ 56.145346	$ 9,731.86	$ 116,782.32	$ 57.528173	$ 9,971.55	$ 119,658.60	$ 58.980865	$ 10,223.35	$ 122,680.20
Sr Materials Handler	760	578	A	023	$ 44.062788	$ 7,637.55	$ 91,650.60	$ 46.318673	$ 8,028.57	$ 96,342.84	$ 48.595500	$ 8,423.22	$ 101,078.64	$ 51.060808	$ 8,850.54	$ 106,206.48	$ 53.575154	$ 9,286.36	$ 111,436.32	$ 54.769385	$ 9,493.36	$ 113,920.32	$ 56.145346	$ 9,731.86	$ 116,782.32
Sr Permit Technician	766	578	A	027	$ 48.595500	$ 8,423.22	$ 101,078.64	$ 51.060808	$ 8,850.54	$ 106,206.48	$ 53.575154	$ 9,286.36	$ 111,436.32	$ 56.145346	$ 9,731.86	$ 116,782.32	$ 58.980865	$ 10,223.35	$ 122,680.20	$ 60.433500	$ 10,475.14	$ 125,701.68	$ 61.956115	$ 10,739.06	$ 128,868.72
Sr Planner	765	578	A	041	$ 68.304692	$ 11,839.48	$ 142,073.76	$ 71.831654	$ 12,450.82	$ 149,409.84	$ 75.344596	$ 13,059.73	$ 156,716.76	$ 79.039269	$ 13,700.14	$ 164,401.68	$ 83.027135	$ 14,391.37	$ 172,696.44	$ 85.052481	$ 14,742.43	$ 176,909.16	$ 87.231635	$ 15,120.15	$ 181,441.80
Sr Plans Examiner	773	578	A	045	$ 75.344596	$ 13,059.73	$ 156,716.76	$ 79.039269	$ 13,700.14	$ 164,401.68	$ 83.027135	$ 14,391.37	$ 172,696.44	$ 87.231635	$ 15,120.15	$ 181,441.80	$ 91.568712	$ 15,871.91	$ 190,462.92	$ 93.810635	$ 16,260.51	$ 195,126.12	$ 96.129346	$ 16,662.42	$ 199,949.04
Sr Public Safety Dispatcher	725	10	H3	034	$ 65.309423	$ 11,320.30	$ 135,843.60	$ 68.643000	$ 11,898.12	$ 142,777.44	$ 72.051000	$ 12,488.84	$ 149,866.08	$ 75.615231	$ 13,106.64	$ 157,279.68	$ 79.536519	$ 13,786.33	$ 165,435.96	$ 81.553154	$ 14,135.88	$ 169,630.56	$ 83.577000	$ 14,486.68	$ 173,840.16
Sr Resource Analyst	771	578	A	043	$ 71.831654	$ 12,450.82	$ 149,409.84	$ 75.344596	$ 13,059.73	$ 156,716.76	$ 79.039269	$ 13,700.14	$ 164,401.68	$ 83.027135	$ 14,391.37	$ 172,696.44	$ 87.231635	$ 15,120.15	$ 181,441.80	$ 89.354712	$ 15,488.15	$ 185,857.80	$ 91.568712	$ 15,871.91	$ 190,462.92
Staff Aide I	794	578	A	024	$ 45.145327	$ 7,825.19	$ 93,902.28	$ 47.471077	$ 8,228.32	$ 98,739.84	$ 49.775827	$ 8,627.81	$ 103,533.72	$ 52.352942	$ 9,074.51	$ 108,894.12	$ 54.769385	$ 9,493.36	$ 113,920.32	$ 56.145346	$ 9,731.86	$ 116,782.32	$ 57.528173	$ 9,971.55	$ 119,658.60
Staff Aide II	795	578	A	026	$ 47.471077	$ 8,228.32	$ 98,739.84	$ 49.775827	$ 8,627.81	$ 103,533.72	$ 52.352942	$ 9,074.51	$ 108,894.12	$ 54.769385	$ 9,493.36	$ 113,920.32	$ 57.528173	$ 9,971.55	$ 119,658.60	$ 58.980865	$ 10,223.35	$ 122,680.20	$ 60.433500	$ 10,475.14	$ 125,701.68
Staff Aide II - Envir Programs	795A	578	A	026	$ 47.471077	$ 8,228.32	$ 98,739.84	$ 49.775827	$ 8,627.81	$ 103,533.72	$ 52.352942	$ 9,074.51	$ 108,894.12	$ 54.769385	$ 9,493.36	$ 113,920.32	$ 57.528173	$ 9,971.55	$ 119,658.60	$ 58.980865	$ 10,223.35	$ 122,680.20	$ 60.433500	$ 10,475.14	$ 125,701.68
Staff Analyst I	796	578	A	032	$ 54.769385	$ 9,493.36	$ 113,920.32	$ 57.528173	$ 9,971.55	$ 119,658.60	$ 60.433500	$ 10,475.14	$ 125,701.68	$ 63.478615	$ 11,002.96	$ 132,035.52	$ 66.579577	$ 11,540.46	$ 138,485.52	$ 68.304692	$ 11,839.48	$ 142,073.76	$ 70.050635	$ 12,142.11	$ 145,705.32
Staff Analyst II	797	578	A	034	$ 57.528173	$ 9,971.55	$ 119,658.60	$ 60.433500	$ 10,475.14	$ 125,701.68	$ 63.478615	$ 11,002.96	$ 132,035.52	$ 66.579577	$ 11,540.46	$ 138,485.52	$ 70.050635	$ 12,142.11	$ 145,705.32	$ 71.831654	$ 12,450.82	$ 149,409.84	$ 73.598596	$ 12,757.09	$ 153,085.08
Street Maint Worker I	811	6	G	019	$ 39.411346	$ 6,831.30	$ 81,975.60	$ 41.348250	$ 7,167.03	$ 86,004.36	$ 43.453558	$ 7,531.95	$ 90,383.40	$ 45.783462	$ 7,935.80	$ 95,229.60	$ 48.092250	$ 8,335.99	$ 100,031.88	$ 49.222096	$ 8,531.83	$ 102,381.96	$ 50.450192	$ 8,744.70	$ 104,936.40
Street Maint Worker II	812	6	G	021	$ 41.348250	$ 7,167.03	$ 86,004.36	$ 43.453558	$ 7,531.95	$ 90,383.40	$ 45.783462	$ 7,935.80	$ 95,229.60	$ 48.092250	$ 8,335.99	$ 100,031.88	$ 50.450192	$ 8,744.70	$ 104,936.40	$ 51.685269	$ 8,958.78	$ 107,505.36	$ 52.976538	$ 9,182.60	$ 110,191.20
Street Maint Worker III	813	6	G	023	$ 43.453558	$ 7,531.95	$ 90,383.40	$ 45.783462	$ 7,935.80	$ 95,229.60	$ 48.092250	$ 8,335.99	$ 100,031.88	$ 50.450192	$ 8,744.70	$ 104,936.40	$ 52.976538	$ 9,182.60	$ 110,191.20	$ 54.169558	$ 9,389.39	$ 112,672.68	$ 55.502942	$ 9,620.51	$ 115,446.12
Street Maint Worker IV	814	6	G	029	$ 50.450192	$ 8,744.70	$ 104,936.40	$ 52.976538	$ 9,182.60	$ 110,191.20	$ 55.502942	$ 9,620.51	$ 115,446.12	$ 58.253942	$ 10,097.35	$ 121,168.20	$ 61.159212	$ 10,600.93	$ 127,211.16	$ 62.625865	$ 10,855.15	$ 130,261.80	$ 64.211885	$ 11,130.06	$ 133,560.72

All classifications on the Classified Salary Plan are FLSA "Non-Exempt" except Unit 4 classifications. Unit 4 classifications are eligible for MOU overtime.

					Step 1			Step 2			Step 3			Step 4			Step 5			Step 6			Step 7		
Job Title	Job Code	Union Code	Sal Plan	Grade	Hourly	Monthly	Annual	Hourly	Monthly	Annual	Hourly	Monthly	Annual	Hourly	Monthly	Annual	Hourly	Monthly	Annual	Hourly	Monthly	Annual	Hourly	Monthly	Annual
Street Sweeper Operator	825	6	G	028	$ 49.222096	$ 8,531.83	$ 102,381.96	$ 51.685269	$ 8,958.78	$ 107,505.36	$ 54.169558	$ 9,389.39	$ 112,672.68	$ 56.801192	$ 9,845.54	$ 118,146.48	$ 59.713558	$ 10,350.35	$ 124,204.20	$ 61.159212	$ 10,600.93	$ 127,211.16	$ 62.625865	$ 10,855.15	$ 130,261.80
Time & Material Clerk	845	578	A	028	$ 49.775827	$ 8,627.81	$ 103,533.72	$ 52.352942	$ 9,074.51	$ 108,894.12	$ 54.769385	$ 9,493.36	$ 113,920.32	$ 57.528173	$ 9,971.55	$ 119,658.60	$ 60.433500	$ 10,475.14	$ 125,701.68	$ 61.956115	$ 10,739.06	$ 128,868.72	$ 63.478615	$ 11,002.96	$ 132,035.52
Traffic Operations Engineer	851	4	E	038	$ 74.090481	$ 12,842.35	$ 154,108.20	$ 77.800788	$ 13,485.47	$ 161,825.64	$ 81.767308	$ 14,173.00	$ 170,076.00	$ 85.997712	$ 14,906.27	$ 178,875.24	$ 90.088385	$ 15,615.32	$ 187,383.84	$ 92.362731	$ 16,009.54	$ 192,114.48	$ 94.637019	$ 16,403.75	$ 196,845.00
Tree Trimmer II	780	6	G	026	$ 46.934308	$ 8,135.28	$ 97,623.36	$ 49.222096	$ 8,531.83	$ 102,381.96	$ 51.685269	$ 8,958.78	$ 107,505.36	$ 54.169558	$ 9,389.39	$ 112,672.68	$ 56.801192	$ 9,845.54	$ 118,146.48	$ 58.253942	$ 10,097.35	$ 121,168.20	$ 59.713558	$ 10,350.35	$ 124,204.20
Troubleshooter	860	3	D1	038	$ 94.831904	$ 16,437.53	$ 197,250.36	$ 99.589962	$ 17,262.26	$ 207,147.12	$ 104.774885	$ 18,160.98	$ 217,931.76	$ 110.119962	$ 19,087.46	$ 229,049.52	$ 115.580481	$ 20,033.95	$ 240,407.40	$ 118.515462	$ 20,542.68	$ 246,512.16	$ 121.414673	$ 21,045.21	$ 252,542.52
Underground Crew Leader	877	3	D1	036	$ 90.474058	$ 15,682.17	$ 188,186.04	$ 94.831904	$ 16,437.53	$ 197,250.36	$ 99.589962	$ 17,262.26	$ 207,147.12	$ 104.774885	$ 18,160.98	$ 217,931.76	$ 110.119962	$ 19,087.46	$ 229,049.52	$ 112.868019	$ 19,563.79	$ 234,765.48	$ 115.580481	$ 20,033.95	$ 240,407.40
Utility Business Systems Spc	569	578	A	035	$ 58.980865	$ 10,223.35	$ 122,680.20	$ 61.956115	$ 10,739.06	$ 128,868.72	$ 65.022115	$ 11,270.50	$ 135,246.00	$ 68.304692	$ 11,839.48	$ 142,073.76	$ 71.831654	$ 12,450.82	$ 149,409.84	$ 73.598596	$ 12,757.09	$ 153,085.08	$ 75.344596	$ 13,059.73	$ 156,716.76
Utility Conserv/Effcy Coord	913	578	A	028	$ 49.775827	$ 8,627.81	$ 103,533.72	$ 52.352942	$ 9,074.51	$ 108,894.12	$ 54.769385	$ 9,493.36	$ 113,920.32	$ 57.528173	$ 9,971.55	$ 119,658.60	$ 60.433500	$ 10,475.14	$ 125,701.68	$ 61.956115	$ 10,739.06	$ 128,868.72	$ 63.478615	$ 11,002.96	$ 132,035.52
Utility Crew Supervisor	881	578	A	035	$ 58.980865	$ 10,223.35	$ 122,680.20	$ 61.956115	$ 10,739.06	$ 128,868.72	$ 65.022115	$ 11,270.50	$ 135,246.00	$ 68.304692	$ 11,839.48	$ 142,073.76	$ 71.831654	$ 12,450.82	$ 149,409.84	$ 73.598596	$ 12,757.09	$ 153,085.08	$ 75.344596	$ 13,059.73	$ 156,716.76
Utility Field Services Worker	897	578	A	023	$ 44.062788	$ 7,637.55	$ 91,650.60	$ 46.318673	$ 8,028.57	$ 96,342.84	$ 48.595500	$ 8,423.22	$ 101,078.64	$ 51.060808	$ 8,850.54	$ 106,206.48	$ 53.575154	$ 9,286.36	$ 111,436.32	$ 54.769385	$ 9,493.36	$ 113,920.32	$ 56.145346	$ 9,731.86	$ 116,782.32
Utility Field Svcs Supervisor	896	578	A	028	$ 49.775827	$ 8,627.81	$ 103,533.72	$ 52.352942	$ 9,074.51	$ 108,894.12	$ 54.769385	$ 9,493.36	$ 113,920.32	$ 57.528173	$ 9,971.55	$ 119,658.60	$ 60.433500	$ 10,475.14	$ 125,701.68	$ 61.956115	$ 10,739.06	$ 128,868.72	$ 63.478615	$ 11,002.96	$ 132,035.52
Utility Inspection Supervisor	467	578	A	035	$ 58.980865	$ 10,223.35	$ 122,680.20	$ 61.956115	$ 10,739.06	$ 128,868.72	$ 65.022115	$ 11,270.50	$ 135,246.00	$ 68.304692	$ 11,839.48	$ 142,073.76	$ 71.831654	$ 12,450.82	$ 149,409.84	$ 73.598596	$ 12,757.09	$ 153,085.08	$ 75.344596	$ 13,059.73	$ 156,716.76
Utility Inspection Technician	469	6	G	027	$ 48.092250	$ 8,335.99	$ 100,031.88	$ 50.450192	$ 8,744.70	$ 104,936.40	$ 52.976538	$ 9,182.60	$ 110,191.20	$ 55.502942	$ 9,620.51	$ 115,446.12	$ 58.253942	$ 10,097.35	$ 121,168.20	$ 59.713558	$ 10,350.35	$ 124,204.20	$ 61.159212	$ 10,600.93	$ 127,211.16
Utility Locator (Fiber)	899	3	D2	022	$ 64.513904	$ 11,182.41	$ 134,188.92	$ 67.795558	$ 11,751.23	$ 141,014.76	$ 71.130577	$ 12,329.30	$ 147,951.60	$ 74.688058	$ 12,945.93	$ 155,351.16	$ 78.449942	$ 13,597.99	$ 163,175.88	$ 80.326500	$ 13,923.26	$ 167,079.12	$ 82.229769	$ 14,253.16	$ 171,037.92
Utility Services Technician	892	578	A	028	$ 49.775827	$ 8,627.81	$ 103,533.72	$ 52.352942	$ 9,074.51	$ 108,894.12	$ 54.769385	$ 9,493.36	$ 113,920.32	$ 57.528173	$ 9,971.55	$ 119,658.60	$ 60.433500	$ 10,475.14	$ 125,701.68	$ 61.956115	$ 10,739.06	$ 128,868.72	$ 63.478615	$ 11,002.96	$ 132,035.52
Utility Worker	895	6	G	019	$ 39.411346	$ 6,831.30	$ 81,975.60	$ 41.348250	$ 7,167.03	$ 86,004.36	$ 43.453558	$ 7,531.95	$ 90,383.40	$ 45.783462	$ 7,935.80	$ 95,229.60	$ 48.092250	$ 8,335.99	$ 100,031.88	$ 49.222096	$ 8,531.83	$ 102,381.96	$ 50.450192	$ 8,744.70	$ 104,936.40
Water & Sewer System Operator	902	578	A	035	$ 58.980865	$ 10,223.35	$ 122,680.20	$ 61.956115	$ 10,739.06	$ 128,868.72	$ 65.022115	$ 11,270.50	$ 135,246.00	$ 68.304692	$ 11,839.48	$ 142,073.76	$ 71.831654	$ 12,450.82	$ 149,409.84	$ 73.598596	$ 12,757.09	$ 153,085.08	$ 75.344596	$ 13,059.73	$ 156,716.76
Water Resources Specialist	907	578	A	034	$ 57.528173	$ 9,971.55	$ 119,658.60	$ 60.433500	$ 10,475.14	$ 125,701.68	$ 63.478615	$ 11,002.96	$ 132,035.52	$ 66.579577	$ 11,540.46	$ 138,485.52	$ 70.050635	$ 12,142.11	$ 145,705.32	$ 71.831654	$ 12,450.82	$ 149,409.84	$ 73.598596	$ 12,757.09	$ 153,085.08
Water Service Technician I	904	6	G	025	$ 45.783462	$ 7,935.80	$ 95,229.60	$ 48.092250	$ 8,335.99	$ 100,031.88	$ 50.450192	$ 8,744.70	$ 104,936.40	$ 52.976538	$ 9,182.60	$ 110,191.20	$ 55.502942	$ 9,620.51	$ 115,446.12	$ 56.801192	$ 9,845.54	$ 118,146.48	$ 58.253942	$ 10,097.35	$ 121,168.20
Water Service Technician II	903	6	G	027	$ 48.092250	$ 8,335.99	$ 100,031.88	$ 50.450192	$ 8,744.70	$ 104,936.40	$ 52.976538	$ 9,182.60	$ 110,191.20	$ 55.502942	$ 9,620.51	$ 115,446.12	$ 58.253942	$ 10,097.35	$ 121,168.20	$ 59.713558	$ 10,350.35	$ 124,204.20	$ 61.159212	$ 10,600.93	$ 127,211.16
Water/Sewer Maint Worker I	914	6	G	019	$ 39.411346	$ 6,831.30	$ 81,975.60	$ 41.348250	$ 7,167.03	$ 86,004.36	$ 43.453558	$ 7,531.95	$ 90,383.40	$ 45.783462	$ 7,935.80	$ 95,229.60	$ 48.092250	$ 8,335.99	$ 100,031.88	$ 49.222096	$ 8,531.83	$ 102,381.96	$ 50.450192	$ 8,744.70	$ 104,936.40
Water/Sewer Maint Worker II	917	6	G	023	$ 43.453558	$ 7,531.95	$ 90,383.40	$ 45.783462	$ 7,935.80	$ 95,229.60	$ 48.092250	$ 8,335.99	$ 100,031.88	$ 50.450192	$ 8,744.70	$ 104,936.40	$ 52.976538	$ 9,182.60	$ 110,191.20	$ 54.169558	$ 9,389.39	$ 112,672.68	$ 55.502942	$ 9,620.51	$ 115,446.12

All classifications on the Classified Salary Plan are FLSA "Non-Exempt" except Unit 4 classifications. Unit 4 classifications are eligible for MOU overtime.

RESOLUTION NO. 26- _____

A RESOLUTION OF THE CITY OF SANTA CLARA, CALIFORNIA TO ADOPT THE AMENDED CLASSIFIED SALARY PLANS FOR VARIOUS POSITIONS WITH AN APPROVAL DATE OF MAY 5, 2026, AND AN EFFECTIVE DATE OF APRIL 26, 2026

WHEREAS, the City of Santa Clara contracts with CalPERS to provide retirement benefits;

WHEREAS, to comply with the California Code Regulations section 570.5, the City of Santa Clara shall among other things, have publicly available pay schedules approved and adopted by the City Council which shall indicate an effective date and date of any revisions; and,

WHEREAS, as required by the California Code Regulations section 570.5 and as mandated by CalPERS, the City Council deems it to be in the best interests of the City to adopt the Amended Classified Salary Plan for City of Santa Clara classifications when there are salary modifications to existing classifications, and when new classifications are created and salary ranges need to be established or when existing classifications are deleted, with an approval date of May 5, 2026, and an effective date of April 26, 2026.

NOW THEREFORE, BE IT RESOLVED BY THE CITY OF SANTA CLARA AS FOLLOWS:

1. That the City hereby adopts the attached Amended Classified Salary Plan, and the attached Classified Salary Plan, for classified positions assigned to the Santa Clara Firefighters, International Association of Firefighters, Local 1171, Bargaining Unit (Unit #1).
2. Effective date. In accordance with the California Code Regulations section 570.5 and to comply with CalPERS, the attached salary schedule for classified positions shall be effective April 26, 2026, and adopted with an approval date of May 5, 2026.

I HEREBY CERTIFY THE FOREGOING TO BE A TRUE COPY OF A RESOLUTION PASSED AND ADOPTED BY THE CITY OF SANTA CLARA, CALIFORNIA, AT A REGULAR MEETING THEREOF HELD ON THE ____ DAY OF ____, 2026, BY THE FOLLOWING VOTE:

AYES: COUNCILORS:

NOES: COUNCILORS:

ABSENT: COUNCILORS:

ABSTAINED: COUNCILORS:

ATTEST: _____
NORA PIMENTEL, MMC
ASSISTANT CITY CLERK
CITY OF SANTA CLARA

Attachments incorporated by reference:

1. Classified Salary Plan (Effective April 26, 2026) and Approved May 5, 2026

26-302 Agenda Date: 5/5/2026

REPORT TO STADIUM AUTHORITY BOARD

SUBJECT
Action on Stadium Authority Bills and Claims for the Month of March 2026

BACKGROUND
Disbursements made by the Stadium Authority are based on invoices submitted for payment. Prior to payment, staff reviews all disbursement documents to ensure that the invoiced goods or services have been provided.

The Bills and Claims listing represents the cash disbursements required of normal and usual operations during March 2026. Budget control is set by the Stadium Authority Board through the budget adoption process.

DISCUSSION
At its March 11, 2025 meeting, the Stadium Authority Board adopted the Santa Clara Stadium Authority Fiscal Year 2025-26 Operating, Debt Service, and Capital Budget which runs from April 1, 2025 to March 31, 2026. Significant expenditures (greater than $5,000) paid in March 2026 include:

- Payment totaling $9,051.90 to Blue's Roofing Co. for Capital Expense (CapEx) Project: Expansion/Waterproofing/Caulk Joint Replacements - Phase 2
- Payments totaling $5,092,180.61 to the City of Santa Clara for the following:
    - $83,584.80 for Senior and Youth Fees collected from National Football League (NFL) games 8, 9 and 10
    - $217,499.69 for reimbursement of General and Administrative (G&A) City payroll costs (e.g., Executive Director's Office (City Manager's Office), Stadium Authority Counsel's Office (City Attorney's Office), and Treasurer's Office (Finance Department))
    - $3,586.25 reimbursement of G&A non-payroll costs (e.g., Stadium Authority office expenses)
    - $4,787,509.87 for Stadium Lease Article 14 Excess Cash Transfer to City of Santa Clara's General Fund
- Payment totaling $24,371.24 to Consor PMCM Inc for CapEx Project: Project and Construction Management Firm
- Payment totaling $181,719.00 to Cupertino Electric for CapEx Project: High Voltage (PSG 12 KV Electrical Power Study, Assessment and Replacement at Quad Substations)
- Payment totaling $5,698,142.58 to Forty Niners SC Stadium Company, LLC for the following:
    - $4,787,509.00 for Stadium Lease Article 14 Excess Cash Transfer for the Public Safety Costs 2024 Outstanding Balance
    - $910,633.58 for Community Facilities District (CFD) Advance Payment - Principal & Interest

- Payments totaling $1,745,922.24 to Forty Niners Stadium Management Company, LLC for the following:
  - $1,742,877.69 for March 2026 Stadium Manager Expenses, inclusive of Shared Stadium Expenses
  - $165.14 for CapEx Project: Radio Booth Cabling - Phase I
  - $1,856.05 for CapEx Project: Main Kitchen Equipment
  - $1,023.36 for CapEx Project: Broadcast Booth Window System Replacement
- Payment totaling $10,723.05 for Legal Services (February 2026)
- Payment totaling $15,748.98 to Idesco Corp. for CapEx Project: Credentialing Equipment
- Payment totaling $226,262.15 to Jones Sign Company for CapEx Project: Levi's Naming Rights Signage
- Payment totaling $612,703.08 to Mesa Energy for CapEx Project: Plumbing-Boilers
- Payment totaling $81,000.00 to Populous Group, LLC for CapEx Project: Levi's Naming Rights Signage

Names of law firms have been redacted from the Bills and Claims report. The Supreme Court of California in Los Angeles County Board of Supervisors v. Superior Court, (2016) 2 Cal.5th 282, held that invoices specifying the amounts billed by a law firm to a client fall within the scope of attorney-client privilege while the matters are active. In accordance with the Supreme Court's ruling, the names of law firms retained by the Stadium Authority, and the specific amounts billed by each, have been redacted from the public report to maintain the confidentiality of billing records for specific legal services. The aggregate amount spent on legal services in the subject time period has been provided.

ENVIRONMENTAL REVIEW

The action being considered does not constitute a "project" within the meaning of the California Environmental Quality Act ("CEQA") pursuant to section 15378(b)(4) of Title 14 of the California Code of Regulations in that it is a fiscal activity that does not involve any commitment to any specific project which may result in a potential significant impact on the environment.

FISCAL IMPACT

The fiscal impact to the Stadium Authority is $13,699,616.83.

COORDINATION

This report has been coordinated with the Executive Director and Stadium Authority Counsel's Offices.

PUBLIC CONTACT

Public contact was made by posting the Council agenda on the City's official-notice bulletin board outside City Hall Council Chambers. A complete agenda packet is available on the City's website and in the City Clerk's Office at least 72 hours prior to a Regular Meeting and 24 hours prior to a Special Meeting. A hard copy of any agenda report may be requested by contacting the City Clerk's Office at (408) 615-2220, email clerk@santaclaraca.gov or at the public information desk at any City of Santa Clara public library.

RECOMMENDATION

Approve the list of Stadium Authority Bills and Claims for March 2026.

Reviewed by: Kenn Lee, Treasurer
Approved by: Jovan D. Grogan, Executive Director

ATTACHMENTS
1. March 2026 Stadium Authority Bills and Claims

Santa Clara Stadium Authority

Bills and Claims
Expenses Paid by Wire or ACH Transfer
For the Month of March 2026

Payment Date	Vendor	Invoice No.	Description	Fund		Amount
03/11/26	Blue's Roofing Co.	31593	CapEx Project: Expansion/Waterproofing/Caulk Joint Replacements - Phase 2	CapEx		$ 9,051.90
03/02/26	City of Santa Clara	N/A	Senior/Youth Fee: NFL Games 8, 9, and 10	Operating	$ 83,584.80	
03/09/26	City of Santa Clara	N/A	B2605 SCSA Admin Payroll Costs	Operating	104,369.05	
03/26/26	City of Santa Clara	N/A	B2606 SCSA Admin Payroll Costs	Operating	113,130.64	
03/27/26	City of Santa Clara	N/A	Reimbursement of General & Administrative Costs	Operating	3,586.25	
03/31/26	City of Santa Clara	N/A	Stadium Lease Article 14 Excess Cash Transfer to City of Santa Clara's General Fund	Operating	4,787,509.87	
						5,092,180.61
03/11/26	Consor PMCM Inc	24-070 TO2-03	CapEx Project: Project and Construction Management Firm	CapEx		24,371.24
03/11/26	Cupertino Electric	116340	CapEx Project: Distribution - High Voltage (PSG 12 KV Electrical Power Study, Assessment and Replacement at Quad Substations)	CapEx		181,719.00
03/31/26	Forty Niners SC Stadium Company, LLC	N/A	Stadium Lease Article 14 Excess Cash Transfer for the Public Safety Costs 2024 Outstanding Balance	Operating	4,787,509.00	
03/31/26	Forty Niners SC Stadium Company, LLC	N/A	Community Facilities District Advance Payment - Principal & Interest	Debt Service	910,633.58	
						5,698,142.58
03/02/26	Forty Niners Stadium Management Co, LLC	S-INV102909	March 2026 Stadium Manager Expenses - Management Company Base Fee	Operating	276,846.77	
03/02/26	Forty Niners Stadium Management Co, LLC	S-INV102909	March 2026 Stadium Manager Expenses - Other General & Administrative	Operating	(13,148.19)	
03/02/26	Forty Niners Stadium Management Co, LLC	S-INV102909	March 2026 Stadium Manager Expenses - Stadium Builder License Buffet	Operating	46,350.00	
03/02/26	Forty Niners Stadium Management Co, LLC	S-INV102909	March 2026 Stadium Manager Expenses - Engineering	Operating	581,046.41	
03/02/26	Forty Niners Stadium Management Co, LLC	S-INV102909	March 2026 Stadium Manager Expenses - Groundskeeping	Operating	(137,074.59)	
03/02/26	Forty Niners Stadium Management Co, LLC	S-INV102909	March 2026 Stadium Manager Expenses - Guest Services	Operating	28,289.71	
03/02/26	Forty Niners Stadium Management Co, LLC	S-INV102909	March 2026 Stadium Manager Expenses - Insurance	Operating	269,721.47	
03/02/26	Forty Niners Stadium Management Co, LLC	S-INV102909	March 2026 Stadium Manager Expenses - Stadium Builder License Sales & Service	Operating	192,939.91	
03/02/26	Forty Niners Stadium Management Co, LLC	S-INV102909	March 2026 Stadium Manager Expenses - Security	Operating	303,257.69	
03/02/26	Forty Niners Stadium Management Co, LLC	S-INV102909	March 2026 Stadium Manager Expenses - Use of StadCo Tenant Improvements	Operating	856.82	
03/02/26	Forty Niners Stadium Management Co, LLC	S-INV102909	March 2026 Stadium Manager Expenses - Stadium Operations	Operating	(105,568.21)	
03/02/26	Forty Niners Stadium Management Co, LLC	S-INV102909	March 2026 Stadium Manager Expenses - Utilities	Operating	299,359.90	
03/30/26	Forty Niners Stadium Management Co, LLC	01312026SCSA-CPX	CapEx Project: Radio Booth Cabling - Phase I	CapEx	165.14	
03/30/26	Forty Niners Stadium Management Co, LLC	01312026SCSA-CPX	CapEx Project: Main Kitchen Equipment	CapEx	1,856.05	
03/30/26	Forty Niners Stadium Management Co, LLC	01312026SCSA-CPX	CapEx Project: Broadcast Booth Window System Replacement	CapEx	1,023.36	
						1,745,922.24
03/30/26	[redacted]	1550067	2/26 Legal Services	Operating	[redacted]	
03/30/26		1550068	2/26 Legal Services	Operating		
						10,723.05
03/18/26	Idesco Corp	4174934	CapEx Project: Credentialing Equipment	CapEx		15,748.98
03/11/26	Jones Sign Company	Application 5R2	CapEx Project: Levi's Naming Rights Signage	CapEx	134,149.51	
03/11/26	Jones Sign Company	Application 6	CapEx Project: Levi's Naming Rights Signage	CapEx	92,112.64	
						226,262.15
03/30/26	Mesa Energy	4001839C-001	CapEx Project: Plumbing - Boilers	CapEx	133,798.72	
03/30/26	Mesa Energy	4001839C-002	CapEx Project: Plumbing - Boilers	CapEx	478,904.36	
						612,703.08
03/11/26	Populous Group, LLC	0080451	CapEx Project: Levi's Naming Rights Signage	CapEx		81,000.00
03/18/26	Santa Clara Weekly	0081712	Public Hearing FY26-27 Budget	Operating		1,792.00
			March 2026 Total			**$ 13,699,616.83**

26-422 Agenda Date: 5/5/2026

REPORT TO CITY COUNCIL

SUBJECT

Public Hearing - Adopt a Resolution Approving the California Municipal Finance Authority Issuance of Tax-Exempt Bonds for Financing of a 100% Affordable Multifamily Rental Housing Project located at 3550 El Camino Real

BACKGROUND

The California Municipal Finance Authority ("CMFA") was created on January 1, 2004, pursuant to a joint exercise of powers agreement to promote economic, cultural, and community development through the financing of economic development and charitable activities throughout California. To date, over 350 municipalities have become members of CMFA.

The CMFA was formed to assist local governments, non-profit organizations, and businesses with the issuance of taxable and tax-exempt bonds aimed at improving the standard of living in California. The CMFA's representatives and its Board of Directors have considerable experience in bond financing.

Clara Gardens LP, an affiliate of Resources for Community Development, (the "Borrower") is building a 120-unit 100% affordable project for Extremely Low and Very Low Income Households at 3550 El Camino Real. RCD has applied to the CMFA for tax-exempt bonds to help finance the project. As part of the financing process for affordable housing projects when utilizing State tax-exempt bonds, the local jurisdiction, in this case, the City of Santa Clara, is required by State law to conduct a public hearing. The City is conducting this public hearing to allow members of the public to provide input on the issuance of the bonds for this project as required by State law.

DISCUSSION

Clara Gardens LP (the "Borrower") has requested that the CMFA serve as the municipal issuer of the Bonds in an aggregate principal amount not to exceed $50,000,000 (the "Bonds") of tax-exempt revenue Bonds. The proceeds of the Bonds will be used to finance and refinance the acquisition, construction, development, and equipping of a 100% affordable 120-unit qualified residential rental project for extremely low and very low-income individuals and households at 3550 El Camino Real, Santa Clara, California (the "Project") to be owned and operated by the Borrower.

For all or a portion of the Bonds to qualify as tax-exempt Bonds, the City of Santa Clara must conduct a public hearing under the Tax Equity and Fiscal Responsibility Act (the "TEFRA Hearing") to provide a forum for providing a reasonable opportunity for interested individuals to express their views, orally or in writing, on the proposed issue of bonds and the location and nature of the proposed project to be financed. Public notice must be provided to community members prior to the TEFRA Hearing. Following the close of the TEFRA Hearing, an "applicable elected representative" of the City (in our case, the City Council) must provide its approval of the issuance of the bonds for financing the Project.

The City's role is simply to hold a public hearing for public comment and approve the CMFA's plan of finance. CMFA's issuance of the bonds does not subject the City of Santa Clara to any additional obligations and the City is not financially obligated in any way to the funding of the project or the repayment of the bonds.

ENVIRONMENTAL REVIEW

The action being considered does not constitute a "project" within the meaning of the California Environmental Quality Act ("CEQA") pursuant to CEQA Guidelines section 15378(b)(5) in that it is a governmental organizational or administrative activity that will not result in direct or indirect changes in the environment.

FISCAL IMPACT

There is no cost to the City other than administrative staff time and expense.

The Bonds to be issued by the CMFA for the Project will be the sole responsibility of the Borrower, and the City will have no financial, legal, moral obligation, liability, or responsibility for the Project or the repayment of the Bonds for the financing of the Project. All financing documents with respect to the issuance of the Bonds will contain clear disclaimers that the Bonds are not obligations of the City or the State of California but are to be paid for solely from funds provided by the Borrower.

The Board of Directors of the California Foundation for Stronger Communities, a California non-profit public benefit corporation (the "Foundation"), acts as the Board of Directors for the CMFA. Through its conduit issuance activities, the CMFA shares a portion of the issuance fees it receives with its member communities and donates a portion of these issuance fees to the Foundation for the support of local charities. With respect to the City of Santa Clara, it is expected that a portion of the issuance fee attributable to the City will be granted by the CMFA to the General Fund. Such a grant may be used for any lawful purpose of the City.

COORDINATION

This report has been coordinated with the Finance Department and the City Attorney's Office.

PUBLIC CONTACT

Public contact was made by publishing a notice in The Santa Clara Weekly on April 22, 2026 and by posting the Council agenda on the City's official notice bulletin board outside City Hall Council Chambers. A complete agenda packet is available on the City's website and in the City Clerk's Office at least 72 hours prior to a Regular Meeting and 24 hours prior to a Special Meeting. A hard copy of any agenda report may be requested by contacting the City Clerk's Office at (408) 615-2220, email clerk@santaclaraca.gov or at the public information desk at any City of Santa Clara public library.

RECOMMENDATION

1. Conduct the Tax Equity and Fiscal Responsibility Act ("TEFRA") public hearing; and
2. Adopt the resolution in substantially the form presented approving the issuance of not to exceed $50 million in bonds by the CMFA for the benefit of Clara Gardens LP, as the borrower, to provide for the financing of the affordable housing project at 3550 El Camino Real to satisfy TEFRA requirements.

Reviewed by: Afshan Hamid, Director, Community Development Department

Approved by: Jovan Grogan, City Manager

ATTACHMENTS
1. TEFRA Resolution for 3550 El Camino Real

RESOLUTION NO. _____

RESOLUTION OF THE CITY OF SANTA CLARA, CALIFORNIA APPROVING A PLAN OF FINANCE OF THE CALIFORNIA MUNICIPAL FINANCE AUTHORITY TO ISSUE AND REISSUE REVENUE BONDS FOR A QUALIFIED RESIDENTIAL RENTAL PROJECT FOR THE BENEFIT OF CLARA GARDENS, L.P., AND CERTAIN OTHER MATTERS RELATING THERETO FOR A 100% AFFORDABLE HOUSING PROJECT LOCATED AT 3550 EL CAMINO REAL, SANTA CLARA, CA

WHEREAS, Resources for Community Development, a California nonprofit public benefit corporation (the "Developer"), on behalf of Clara Gardens, L.P., a California limited partnership, or another ownership entity created by RCD GP II, LLC, a California limited liability company, its general partner (the "General Partner"), or by another affiliate of the Developer (such limited partnership or other ownership entity, the "Borrower"), has requested that the California Municipal Finance Authority (the "Authority") undertake a proposed plan of finance to issue and reissue from time to time one or more series of revenue bonds in an outstanding principal amount not to exceed $50,000,000 (the "Bonds") to finance and refinance the acquisition, construction, development and equipping of a 120-unit qualified residential rental project (the "Project") to be owned and operated by the Borrower and located at 3550 El Camino Real within the City of Santa Clara, California (the "City");

WHEREAS, the City Council held a duly noticed publicly hearing for Tax Equity and Fiscal Responsibility Act (TEFRA Hearing) on May 5, 2026. The City Council took public comments and closed the public hearing; and by a vote of X-X adopted a resolution approving the issuance of the Bonds by the CMFA for the benefit of Clara Gardens LP;

WHEREAS, an "applicable elected representative" of the jurisdiction in which the Project is to be located is required to approve the proposed plan of finance for the Project under Section 147(f) of the Internal Revenue Code of 1986, as amended (the "Code");

WHEREAS, the City Council of Santa Clara (the "City Council") is the elected legislative body of the City and is an "applicable elected representative" for purposes of Section 147(f) of the Code;

WHEREAS, the Authority has advised that the Bonds may be issued pursuant to a "plan of finance" to issue an original issue of Bonds and to issue or reissue one or more additional series of Bonds from time to time after the original issue of Bonds, if necessary or desirable to comply with applicable legal requirements, all in an aggregate principal amount not to exceed $50,000,000 to finance the Project, and all within the three-year period commencing on the date of the issuance of the first series of Bonds pursuant to this resolution;

WHEREAS, the Authority has requested that the City Council approve the proposed plan of finance in order to satisfy the public approval requirement of Section 147(f) of the Code and the requirements of Section 4 of the Joint Exercise of Powers Agreement Relating to the California Municipal Finance Authority, dated as of January 1, 2004 (the "Agreement"), among certain local agencies, including the City; and

WHEREAS, pursuant to Section 147(f) of the Code, the City Council has, following notice duly given, held a public hearing regarding the issuance of the Bonds, and now desires to approve the proposed plan of finance for the Project.

NOW THEREFORE, BE IT RESOLVED BY THE CITY OF SANTA CLARA AS FOLLOWS:

1. The foregoing recitals are true and correct.

2. The City Council hereby approves the proposed plan of finance of the Authority to issue and reissue from time to time of one or more series of revenue bonds in an outstanding principal amount not to exceed $50,000,000. It is the purpose and intent of the City Council that this resolution constitute approval of the proposed plan of finance for the Project for the purposes of (a) Section 147(f) of the Code by the applicable elected representative of a governmental unit having jurisdiction over the area in which the Project is to be located, in accordance with said Section 147(f) and (b) Section 4 of the Agreement.

3. The officers of the City are hereby authorized and directed, jointly and severally, to do any and all things and to execute and deliver any and all documents which they deem necessary or advisable in order to carry out, give effect to and comply with the terms and intent of this resolution and the financing transaction approved hereby.

4. The City Clerk shall forward a certified copy of this Resolution to the Authority in care of its counsel:

Ronald E. Lee, Esq.
Jones Hall LLP
4 West 4th Avenue, Suite 406
San Mateo, CA 94402

5. Effective Date. This resolution shall become effective immediately.

I HEREBY CERTIFY THE FOREGOING TO BE A TRUE COPY OF A RESOLUTION PASSED AND ADOPTED BY THE CITY OF SANTA CLARA, CALIFORNIA, AT A REGULAR MEETING THEREOF HELD ON THE ___ DAY OF _____, 2026, BY THE FOLLOWING VOTE:

AYES: COUNCILORS:

NOES: COUNCILORS:

ABSENT: COUNCILORS:

ABSTAINED: COUNCILORS:

ATTEST: _____
NORA PIMENTEL, MMC
ASSISTANT CITY CLERK
CITY OF SANTA CLARA

Attachments incorporated by reference: None

26-290 Agenda Date: 5/5/2026

REPORT TO COUNCIL

SUBJECT
Review and Adopt the Parks and Recreation Master Plan and Adopt a Resolution Approving the Plan

EXECUTIVE SUMMARY
In September 2023, City Council authorized an agreement with Wallace Roberts & Todd, LLC (WRT) to prepare a comprehensive Citywide Parks & Recreation Master Plan (Plan). The Plan is intended to guide the acquisition, development, operations, maintenance, and funding decisions of the City's parks, recreation facilities, open space, and programming over the next 15-20 years.

On March 9, 2026, the final draft of the Plan (Attachment 2) and the accompanying presentation (Attachment 3) were presented to the Parks & Recreation Commission (Commission) for review. The Commission approved of the Plan with a 6-0 vote and recommended it to the City Council for adoption with no additional feedback.

BACKGROUND
The City of Santa Clara (City) operates and maintains a comprehensive parks and recreation system that includes approximately 308 acres of parkland, five community centers, nine reservable park buildings, nine swimming pools, and several sports fields (Youth Soccer Park, Reed and Grant Sports Park, Marsali Ballfield, Fatjo Fields, Carmichael Ballfield, and others), joint-use facilities, natural areas, as well as three regional trail corridors. Many of the City's parks and facilities were developed decades ago. Several major facilities are more than 50 years old, and aging infrastructure has resulted in increasing repair, modernization, and lifecycle replacement needs.

To address these issues, the City Council adopted a goal to enhance community sports and recreational assets in September 2013. However, the City did not have a comprehensive understanding of the system-wide parks and recreation needs and deficiencies.

In April 2017, the City hired Kitchell CEM to perform a Facility Condition Assessment Report (Kitchell Report) across 47 parks and 65 buildings. The report identified significant immediate and long-term capital repair needs with a 20-year life cycle forecast. Following the report, operational safety repairs and replacements were performed, and capital improvement projects were submitted for consideration. However, funding constraints and the lack of a system-wide parks and recreation master plan created barriers to achieving Council goals and mitigating deficiencies outlined in the Kitchell Report.

The Kitchell Report, which identified specific infrastructure and lifecycle needs across the parks and recreation system, is now nine years old and considered outdated. The City continues to experience sustained population growth, increased diversity, higher-density housing development, and an aging community, all of which amplify the need for strategic program and facility investments to keep pace

with these evolving community needs. Additionally, the City faces increasing demand for sports fields, aquatics facilities, fitness activities, walking loops and trail connectivity, and flexible recreation spaces; all with a continued emphasis on environmental sustainability.

Recognizing the issues and increase in demand, the City Council authorized an agreement with WRT in September 2023 to develop a comprehensive Parks & Recreation Master Plan to guide acquisition, development, operation, maintenance, and funding decisions for the next 15 to 20 years. The intent was to create an inclusive, data-driven roadmap that would:

- Establish updated park acreage level of service standards
- Evaluate park access and distribution across neighborhoods
- Assess facility capacity and condition
- Identify recreation programming gaps
- Develop policy guidance and capital improvement project strategies
- Align with the City's General Plan, Climate Action Plan, Pedestrian and Bicycle Master Plans, and other adopted City policies

DISCUSSION

The Plan was developed over a two-year period through extensive community engagement, demographic and recreation trend analysis, and comprehensive assessments of the City's parks and facilities. It presents a long-term vision for the City's network of parks, recreation, and open spaces, shaped by identified community priorities and system needs. The Plan serves as a tool for setting priorities, directing funding resources, and providing a strategic framework for future initiatives. Implementation of this vision will occur incrementally over a 10- to 20-year planning horizon through a three-phase action plan, capital improvement budgeting, and ongoing operational planning.

The following provides a brief summary of the final draft of the Parks & Recreation Master Plan, including an overview of the planning and community engagement process, community and recreation trends, the parks and recreation system-wide assessment, the Plan's goals, objectives and recommendations, and the three-phase action plan along with recommended funding sources.

Planning and Community Engagement Process

The planning effort launched in fall 2023 and included demographic analysis, asset inventory and assessments, recreation trend review, and coordination with related City planning efforts. Extensive community engagement was conducted throughout the process, including:

- Five pop-up events at the Concert in the Park, Art & Wine Festival, Northside Library, Pruneridge Shopping Center, and the Parade of Champions
- The involvement of focus groups such as Sports and Athletics, Community Organizations, Senior Advocates, Planning and Development, and Specialized Users
- Two online surveys published on the City's website and one mail-in survey
- A workshop with approximately 800 participants

Overall, more than 1,800 community members responded to the community engagement process. A key component of this outreach was a statistically valid community survey, which provided measurable data on resident priorities and satisfaction levels.

Community Engagement and Survey Findings

The statistically valid survey was conducted in 2024, with 342 households participating. The results indicated that:

- 92% of households reported visiting a park or facility within the past year, which is much higher than the national average of 81%.
- 51% of respondents were very satisfied or satisfied with the value of parks and recreation programs, activities, and events (compared to the national average of 62%), while 18% were dissatisfied or very dissatisfied (compared to 3% nationally).
- 9% of participants responded “excellent” when asked to rate the condition of parks and recreation facilities and amenities, far below the national benchmark of 35%.
- 89% of respondents support general repair and increased maintenance as a strategy to improve the existing parks and recreation system.

Key themes that emerged through community engagement included:

- High importance placed on safe, clean, and well-maintained parks
- Strong demand for additional indoor recreation space, including gymnasiums and indoor courts
- Interest in expanded and modernized aquatics facilities
- Desire for additional shade, seating, restrooms, and walking loops in existing parks
- Support for expanded fitness, outdoor recreation, and swimming programming
- Interest in improved trail connectivity and safe pedestrian access to parks

The survey also highlighted areas where residents rated services as highly important but reported lower satisfaction, particularly for indoor recreation capacity, aquatics modernization, and certain park amenities. The Plan’s recommendations are structured to address these identified gaps.

Community and National Recreation Trends

To plan for the future of the City’s parks, recreation, and open spaces, it’s important to understand the community’s needs relative to local and national recreation trends.

Santa Clara Community

The City’s population was estimated at 133,597 in 2023, having grown steadily over recent decades. By 2038, the population is projected to reach 154,569. In addition, the 55+ population grew from 19% to 24% of the population between 2010 and 2023. The City had a median age of 34.3 years old which is slightly younger than the U.S. median age of 38.5 years. Between 2010 and 2023, the City became significantly more diverse, with the Asian population emerging as the largest racial group at 49%. By 2038, this segment is projected to make up 58% of the community, while the White population is expected to decline to 16%.

National Recreation Trends

Recreation trends provide valuable insight into how the City residents recreate, and how our needs and interests may shift over time. Some activities have experienced large changes, growth or decline in popularity, while others have remained relatively steady. For example, walking remains the most popular national recreation activity with 114,759,000 participants in 2022 but only experienced growth of 3.6%. As of 2023, participation in tennis, golf, and pickleball increased significantly nationwide, more than 25% in a five-year period. Swimming continues to have a strong participation, with fitness swimming remaining the leading aquatic activity. Over the past five years, aquatic recreation activities have experienced relatively little change in popularity, with a slight increase in aquatic exercise and a slight decrease in swimming and swimming teams. Among fitness activities, trail running experienced the most substantial growth, increasing by nearly 50% over five years.

Parks & Recreation System Assessment

In addition to the analysis of the community and recreation trends, a comprehensive assessment of the parks and recreation system was conducted. Each park was evaluated in the spring of 2024 using a standardized scoring system measuring access and connectivity, condition, functionality, and safety. Trails, indoor recreation facilities, aquatics assets, sports fields, and programming capacity were also reviewed to assess how well the system meets current and projected community needs. The findings identified strengths as well as systemwide gaps, including aging infrastructure, limited indoor capacity, and connectivity deficiencies.

Goals, Objectives, and Recommendations

Building on the community engagement process, demographic and recreation trend analysis, and comprehensive system assessment, the Plan identifies goals and corresponding recommendations to guide the future of the City's parks and recreation system in the following sections.

Goals and Objectives

Seven goals were developed to guide the future of the parks and recreation system:

1. Parkland: expand and improve parkland to ensure parks are inclusive, safe, accessible, and responsive to community needs; establish a vision for a new park in North Santa Clara.
2. Indoor recreation facilities: provide adequate indoor recreation facilities to meet current and future demand.
3. Aquatic facilities: improve functionality of aquatic facilities to meet community demand and increase accessibility.
4. Paths and trails: create paths and trails to enhance connectivity to existing parks, open spaces, and recreation facilities, while supporting recreational walking opportunities.
5. Open space and conservation: integrate environmental resiliency into park design and operations through climate-ready landscaping and sustainable practices.
6. Maintenance and aging structure: maintain parks and recreation facilities by implementing capital improvement and replacement programs, best management practices, safety and accessibility standards, and adequate staffing and funding.
7. Program and events: expand and diversify programs and events to serve all ages and address unmet community needs.

Recommendations

The following recommendations outline actions to implement the established goals:

1. Parkland Level of Service and Access
   The Plan evaluates whether current park acreage remains sufficient given projected population growth. The City's General Plan identifies a park service standard of 2.4 acres of parkland per 1,000 residents, which offers a strong framework and starting point for the Master Plan. As of 2025, Santa Clara provides approximately 2.3 acres of parkland per 1,000 residents. The Plan recommends increasing the target standard to 3.0 acres per 1,000 residents.

   Based on growth projections, the City would require approximately 156.2 additional acres by 2035 to meet the recommended standard. Planned projects are anticipated to provide 70.2 acres, leaving an estimated 86-acre shortfall.

In addition to acreage, the Plan evaluates walkable access. Several neighborhoods lack park amenities within a 10-minute walk. Recommended strategies to address access gaps include:

- Development of new parks in underserved areas
- Integration of park space into future development
- Strengthened joint-use partnerships with school districts, which collectively represent approximately 152 acres of potential shared recreational space

2. Park Quality and Amenity Improvements
   Community feedback emphasized that park quality is as important as park quantity. Residents identified the need for comfort and modernization improvements, including completing park walking loops, increasing shade and seating, modernizing playgrounds and restrooms, improving lighting and wayfinding, and repurposing underutilized areas to meet current recreation demand.

3. Indoor Recreation Facilities
   The Plan identifies indoor recreation as one of the most significant system gaps. Santa Clara currently provides approximately 0.67 square feet of indoor recreation space per resident, slightly below national benchmarks. Survey responses and outreach consistently ranked indoor facilities, including gymnasiums and indoor courts as high priorities.

   Recommendations include modernizing existing facilities, evaluating expansion of indoor recreation capacity, and considering development of new multipurpose indoor facilities, particularly in North Santa Clara.

4. Aquatics
   Aquatics services remain highly valued. However, existing facilities are aging and unevenly distributed, concentrated in southern Santa Clara with limited access in northern neighborhoods. The Plan recommends development of a long-term aquatics strategy that addresses modernization, improved geographic balance, and long-term sustainability.

   Community feedback supports expanded access to swim lessons, water fitness, and family-oriented aquatic amenities.

5. Trails and Connectivity
   The Plan highlights the importance of strengthening the City’s multiuse trail network to enhance connectivity between neighborhoods and parks, support recreational walking and biking, and improve safe access to amenities.

6. Recreation Programming Needs
   The Plan emphasizes strengthening recreation programming to ensure offerings remain inclusive, relevant, and responsive to community needs.

   Recommendations focus on increasing participation across all geographic areas, expanding high-demand programs while reducing low-interest offerings, and implementing evaluation tools to improve program quality and performance. The Plan also calls for refining program scheduling based on community feedback, enhancing marketing efforts, and formalizing partnership policies to maximize resources and community impact.

7. Maintenance, Operations, and Sustainable Delivery
   The planning process underscored the need to align expansion with sustainable operations. Recommendations include:
   - Implementing improved asset management systems
   - Establishing lifecycle replacement planning
   - Enhancing maintenance standards
   - Ensuring adequate staffing levels
   - Identifying sustainable funding sources to support long-term operations

   These operational strategies are intended to prevent and/or limit future deferred maintenance and protect capital investments.

Action Plan and Funding Sources

The Plan's recommendations are intended to be implemented strategically and incrementally, accounting for existing staffing levels and limited financial resources. The following sections summarize the phased action plan and the funding resources necessary to support long-term implementation.

Action Plan

The Plan structures its recommendations into three implementation phases: short-term (1-5 years), mid-term (6-10 years), long term (11+ years). The estimated total capital costs for full implementation range from $618 million to $850 million, with additional annual operating costs estimated between $4 million to $7 million. These planning-level costs are broken out across the phases as summarized below.

Cost Type	1-5 Years	6-10 Years	11+ Years	Grand Total
Est. Capital Cost	$185M-260M	$248M-327M	$185M-263M	$618M-850M
Est. Annual Operational Cost	$0.7M-1.2M	$1.2M-2.0M	$2.2M-4.1M	$4.1M-7.3M
Total per Phase	$186M-261M	$249M-329M	$187M-267M	$622M-857M

The planning-level cost estimates are distributed across the following major categories:

Recommendation	Capital Cost	Operational Cost
Improve Existing Parks	$43M-63M	Varies
Provide New Parks	$359M-499M	$2M-4M
Enhance Existing Indoor Facilities	$63M-85M	Varies
Provide New Indoor Facilities	$89M-107M	$1.6M-2.3M
Sustainable Aquatic Facilities	$25M-46M	Varies
Connected Trail System	$39M-50M	$0.03M-0.05M
Habitat & Conservation	Aggregated in "Improve Existing Parks"	Varies

Tree Canopy	$0.2M-0.4M	Varies
Sustainable Funding		$0.02M-0.03M
Improved Maintenance Practices	$0.05M-0.08M	$0.4M-0.6M
New Programs & Events to Meet Needs		$0.08M-0.2M
Ensure Existing Programs Meet Needs		$0.06M-0.1M
Total	$618M-850M	$4M-7M

To support expanded facilities and service levels, approximately two-thirds of the projected $4 million to $7 million in operational costs identified in the Plan is attributable to additional staffing, equivalent to an estimated 32 to 55 full-time positions over time. These positions would likely include maintenance staff, recreation program staff, aquatics personnel, administrative support, and potentially capital project oversight, depending on the scope and phasing of implementation.

It is important to note that these cost estimates and staffing projections represent full build-out scenarios. Adoption of the Plan would not commit the City to immediate funding of these amounts. Implementation would occur incrementally, subject to future City Council direction, identification of funding sources, prioritization through the capital improvement planning, and annual budget approval processes.

Funding Sources

Meeting the capital needs of the Master Plan will require a layered funding approach that leverages federal, state, regional, and local resources. Many of these sources are used today, including:

- Parkland Dedication and Impact Fees (Quimby Act and Mitigation Fee Act), which are a local development-based funding source requiring land dedication or in-lieu fees.
- Grants such as Land and Water Conservation Fund, California Natural Resources Agency Urban Greening Grants, Santa Clara Valley Open Space Authority Urban Grant Program, etc.

Other funding sources may be explored in the years ahead, including:

- Ad valorem taxes on real property
- New sales tax, hotel/motel, or restaurant taxes for parks and recreation.
- Improvement Districts or Community Facilities Districts (Mello-Roos) may fund capital and maintenance in growth areas.
- New user fees, including recreation service fees, ticket sales/ administration, special use permits, public facility reservations, and equipment rental.
- External partnerships, donations, and volunteer support.

Additionally, in November 2024, Santa Clara voters approved Measure I that authorizes the issuance of $400 million of general obligation bonds to address unfunded infrastructure needs. Of this amount, approximately $115 million was allocated for parks, recreation, and library improvements. This bond allows the City to make needed maintenance and lifecycle replacement improvements, and it is a confirmation of residents' belief in the value of parks and recreation.

ENVIRONMENTAL REVIEW

The development of a Parks Master Plan is an implementing action of Policy 5.1.1-P23 the 2010-2035 General Plan. The City Council certified the Environmental Impact Report for the 2010-35

General Plan on November 16, 2010 (Resolution 10-7797). As the proposed action falls within the scope of the Project analyzed by the General Plan EIR, no additional environmental review is necessary. When individual park development projects are brought forward in the future, any necessary additional environmental review will be conducted at that time.

FISCAL IMPACT

There is no direct fiscal impact associated with the City Council's adoption of the Parks & Recreation Master Plan. The Plan will serve as a long-range policy and decision-making framework to guide the City in park acquisition, capital improvements, facility modernization, program delivery, maintenance standards, and funding approaches. The Plan does not authorize specific capital improvement projects or appropriate funding. Rather, it establishes strategic direction and service standards to inform future City Council actions, capital improvement planning, and annual budget decisions.

The Plan includes planning-level capital and operational cost estimates for long-term financial planning and prioritization. Full implementation of all recommendations will require cumulative capital investment ranging from approximately $618 million to $850 million over a 10- to 20-year horizon. Of this amount, approximately $194 million to $258 million is attributable to the acquisition of additional parkland needed to achieve the City's park acreage level-of-service goal. Additional annual operations and maintenance costs are estimated at approximately $4 million to $7 million. Approximately two-thirds of this cost is associated with the additional staffing needed to support expanded or improved facilities, services, and programs which equates to an estimated 32 to 55 additional full-time positions.

Implementation of the Master Plan will require a layered funding strategy leveraging federal, state, regional, and local resources, including development impact fees (e.g., Mitigation Fee Act fees and Quimby Act fees), grants, user fees, special districts, partnerships, and other revenue resources. In addition, the Measure I General Obligation Bond allocates approximately $115 million for parks, recreation, and library improvements. While Measure I provides a significant investment toward capital improvements, full implementation of the Master Plan will require continued prioritization and identification of additional funding sources over time.

COORDINATION

This report was coordinated with the Finance Department and City Attorney's Office.

PUBLIC CONTACT

Public contact was made by posting the Council agenda on the City's official-notice bulletin board outside City Hall Council Chambers. A complete agenda packet is available on the City's website and in the City Clerk's Office at least 72 hours prior to a Regular Meeting and 24 hours prior to a Special Meeting. A hard copy of any agenda report may be requested by contacting the City Clerk's Office at (408) 615-2220, email clerk@santaclaraca.gov or at the public information desk at any City of Santa Clara public library.

RECOMMENDATION

Review the Parks & Recreation Master Plan and Adopt a Resolution Approving the Plan dated March 9, 2026.

Prepared by: Thuy Pham, Management Analyst, Parks & Recreation
Reviewed by: Damon Sparacino, Director of Parks & Recreation

Approved by: Jovan Grogan, City Manager

ATTACHMENTS
1. Resolution Adopting the Parks & Recreation Master Plan dated March 9, 2026
2. Parks & Recreation Master Plan Draft March 9, 2026
3. Draft Appendices - Santa Clara Parks & Recreation Master Plan

RESOLUTION NO. _____

A RESOLUTION OF THE CITY OF SANTA CLARA, CALIFORNIA ADOPTING THE PARKS & RECREATION MASTER PLAN DATED March 9, 2026

BE IT RESOLVED BY THE CITY OF SANTA CLARA AS FOLLOWS:

WHEREAS, in September 2023, the City Council authorized an agreement with Wallace Roberts & Todd, LLC (WRT) to prepare a comprehensive Citywide Parks & Recreation Master Plan (Master Plan). The Master Plan is intended to guide the acquisition, development, operations, maintenance, and funding decisions of the City's parks, recreation facilities, open space, and programming over the next 15-20 years; and

WHEREAS, the development of the Master Plan included extensive community engagement, conducted throughout the planning process, including five pop-up outreach events held in the late summer and early fall of 2024, meetings with five focus groups in September 2024, three community surveys including a statistically valid survey, one community workshop in June 2025, online engagement opportunities, and outreach involving more than 1,800 community members; and

WHEREAS, updates on the progress of the Master Plan were presented to the Parks and Recreation Commission and City Council throughout the planning process; and

WHEREAS, the draft Master Plan was revised to incorporate feedback, update information, and improve clarity prior to final consideration by the Parks and Recreation Commission and City Council; and

WHEREAS, the Parks and Recreation Commission reviewed the final changes on March 9, 2026, and recommended that the City Council approve the Master Plan by a 6-0 vote; and

WHEREAS, the final Parks and Recreation Master Plan outlines both systemwide and site-specific recommendations and provides a non-binding framework to guide future parks and recreation planning, evaluation of capital improvements, and consideration of funding priorities based on community needs and values; and

WHEREAS, the Master Plan does not obligate funding or immediate implementation, and all future projects derived from the Master Plan shall be subject to available funding, public input, and formal approval through the City's Capital Improvement Program (CIP) process; and

NOW, THEREFORE, BE IT RESOLVED that the City Council of the City of Santa Clara hereby adopts the Parks and Recreation Master Plan dated March 9, 2026, which is attached hereto, as the guiding document for future parks and recreation planning and development.

I HEREBY CERTIFY THE FOREGOING TO BE A TRUE COPY OF A RESOLUTION PASSED AND ADOPTED BY THE CITY OF SANTA CLARA, CALIFORNIA, AT A REGULAR MEETING THEREOF HELD ON THE ___ DAY OF _____, 2026, BY THE FOLLOWING VOTE:

AYES: COUNCILORS:

NOES: COUNCILORS:

ABSENT: COUNCILORS:

ABSTAINED: COUNCILORS:

ATTEST: _____
NORA PIMENTEL, MMC
ASSISTANT CITY CLERK
CITY OF SANTA CLARA

Attachments incorporated by reference:
1. Parks & Recreation Master Plan dated March 9, 2026

I:\RESOLUTIONS\Parks & Recreation Master Plan Resolution.doc

CITY OF SANTA CLARA

PARKS & RECREATION MASTER PLAN

DRAFT | MARCH 9, 2026

Acknowledgments

CITY OF SANTA CLARA STAFF

Cynthia Bojorquez
Kimberly Castro
Ray Castro
Tamra Orlando
Lupe Fuentes
Sandy Le
Carolyn McDowell
Gina Saporito
Dale Seale
Damon Sparacino

PARKS & RECREATION COMMISSION

Dana Caldwell
Maureen Reilly Chu, Chair
Derek DeMarco
Eversley Forte
Vikas Gupta, Vice Chair
Brittany Rickets
Edward Souza

CITY COUNCIL

Lisa M. Gillmore, Mayor
Albert Gonzalez, District 1
Raj Chahal, District 2
Karen Hardy, District 3
Kevin Park, District 4
Sudhanshu “Suds” Jain, District 5
Kelly G. Cox, Vice Mayor, District 6

CONSULTANT TEAM

WRT Planning + Design
PROS Consulting
Group 4 Architecture, Research + Planning
ETC Institute
Project Finance Advisory Limited

ART & WINE FESTIVAL, CENTRAL PARK | SANTA CLARA, CA

Contents

01

Introduction & Executive Summary 6

1.1 The Value of Parks & Recreation 9

1.2 About this Plan 10

1.3 The Planning Process 11

1.4 Our Goals 12

02

Santa Clara Today 16

2.1 Santa Clara's People 18

2.2 Recreation Trends 22

2.3 Building on Previous Plans 24

2.4 Santa Clara's Parks & Recreation System 26

03

Our Vision 48

3.1 Engaging the Community 50

3.2 Statistically-Valid Survey 61

3.3 Guiding Themes 64

Goals, Objectives & Recommendations 66

04

4.1 Goals & Objectives 68

4.2 Park & Open Space Needs 78

4.3 Indoor Recreation Facility Needs 106

4.4 Aquatic Needs 109

4.5 Recreation Programming Needs 112

4.6 Maintenance & Sustainability Recommendations 114

Realizing Our Vision 116

05

5.1 Action Plan 118

5.2 Funding 124

5.3 Call to Action 130

Appendices (Provided Under Separate Cover) 132

A Resolution of Approval

B Demographics & Trends Report

C Parks Assessment

D Programming Assessment

E Facilities Assessment

F Maintenance Assessment

G Community Engagement Summary

H Statistically-Valid Survey Findings

CENTRAL PARK | SANTA CLARA, CA

Introduction & Executive Summary

INTRODUCTION

Parks, recreation, and open spaces not only enhance quality of life but also contribute to the social, environmental, and economic well-being of a city. As Santa Clara continues to grow and change, its parks and recreational facilities must also evolve to meet the diverse and expanding needs of its residents.

To guide this transformation, the City has developed the *Santa Clara Parks & Recreation Master Plan*—a comprehensive, community-informed framework for decision-making over the next 15 years. This plan outlines a strategic approach for improving and reimagining the City's parks and recreation assets. It also sets priorities for maintenance, staffing, and sustainable funding to ensure long-term success.

In November 2024, Santa Clara residents voted to approve $400 million of general obligation bond money, of which approximately $115 million has been allocated to parks, libraries, the Senior Center, and aquatic facilities. This bond allows the City to make needed maintenance and lifecycle replacement improvements, and it is a confirmation of residents' belief in the value of parks and recreation. The *Santa Clara Parks & Recreation Master Plan* recognizes the great value our community places on parks and recreation and creates a strong framework for using resources—both from the bond and other sources—effectively in the years ahead.

1.1 THE VALUE OF PARKS & RECREATION

Parks, recreation facilities, open spaces, and trails benefit people across all age groups and in multiple ways. These important spaces provide opportunities to build confidence, learn new skills, and find moments of calm and reflection, while also enhancing air quality, cooling the urban environment, and serving as gathering places that strengthen social bonds.

SUPPORTING WELLNESS

Recreation areas promote active lifestyles by encouraging walking, playing, sports, and physical exercise for all ages. These activities not only support physical health but also boost mental well-being, self-esteem, and emotional resilience. For children, especially those who are neurodiverse, outdoor activity can improve focus and reduce stress. Regular movement helps prevent chronic illnesses and supports cognitive functions such as learning and memory[1].

FOSTERING SOCIAL CONNECTIONS

Well-designed, inviting parks and recreation facilities offer spaces where people can come together—whether for casual meetups, family outings, or neighborhood events. These shared experiences deepen our sense of community, build trust among residents, and foster a shared responsibility for maintaining public spaces. Time spent in parks can reduce feelings of isolation and contribute to emotional well-being[2].

CONNECTING WITH NATURE

As urban areas expand, the connection between people and the natural world can weaken. Parks and trails serve as gateways to natural landscapes, giving communities a chance to experience local ecosystems and better understand the relationship between human activity and the environment.

ENVIRONMENTAL CONSERVATION

Open spaces play a vital role in safeguarding the environment. They help purify air and water, support groundwater recharge, reduce flood risks, and provide shade that lessens urban heat. Parks offer habitat for wildlife and plant life, sustaining local biodiversity. By capturing carbon and supporting climate adaptation efforts, park landscapes contribute to long-term environmental resilience[3].

STRENGTHENING THE LOCAL ECONOMY

Green spaces and parks contribute to economic growth by boosting property values, supporting tourism, and helping attract and retain businesses. People often prefer to buy homes near well-maintained parks, and popular destinations—such as Santa Clara's Central Park—draw visitors whose spending benefits local shops and services. Businesses are also more likely to invest in communities where talented workers want to live, work, and enjoy quality public spaces[4].

1 Centers for Disease Control and Prevention: https://www.cdc.gov/healthy-places/php/key-topics/parks, https://time.com/4405827/the-healing-power-of-nature/
2 National Recreation and Park Association: https://www.nrpa.org/parks-recreation-magazine/2022/april/studying-the-health-benefits-and-economic-impacts-of-parks/?utm

3 Sustainability: https://www.mdpi.com/2071-1050/17/13/6132?utm
4 National Recreation and Parks Association: https://www.nrpa.org/parks-recreation-magazine/2022/april/studying-the-health-benefits-and-economic-impacts-of-parks/?utm

1.2 ABOUT THIS PLAN

This Master Plan presents a comprehensive, long-term vision for the City's network of parks, recreation, and open spaces, shaped by the goals and desires of the community. It serves as a tool for setting priorities, directing funding resources, and providing a strategic framework for future initiatives. The *Santa Clara Parks and Recreation Master Plan* is organized into the following sections:

Chapter 1

INTRODUCTION & EXECUTIVE SUMMARY

Introduces the Master Plan document and summarizes its most important elements.

Chapter 2

SANTA CLARA TODAY

Describes Santa Clara's people, parks, and recreation as they are today. Analyses include demographics; relevant planning efforts; parks, facility, and program assessment; and maintenance overview.

Chapter 3

OUR VISION

Captures the community's vision for parks and recreation in Santa Clara, based on input from a range of engagement events and feedback collected throughout the process.

Chapter 4

GOALS, OBJECTIVES & RECOMMENDATIONS

Outlines goals, objectives, and recommendations for Santa Clara's parks, programs, facilities, open spaces, and trails.

Chapter 5

REALIZING OUR VISION

Identifies the costs for improving and expanding the parks and recreation system, along with the ongoing costs of operating and maintaining it, and outlines strategies for prioritizing and funding implementation.

Appendices

Supporting analyses and reports are provided in a separate appendices document.

1.3 THE PLANNING PROCESS

The planning effort launched in Fall 2023 and progressed through three key phases, beginning with the collection and analysis of data and background information. This informed the development and refinement of initial goals and objectives, which were then shaped into a cohesive Plan. The final *Santa Clara Parks & Recreation Master Plan* was adopted by City Council in [Month] [Year]. The planning process is illustrated in **Figure 1.1**.

5
POP UPS

3
SURVEYS

5
FOCUS GROUPS

1
WORKSHOP

1,800 +
PEOPLE ENGAGED!

Community members gave feedback at community engagement events around Santa Clara and online throughout the planning process–in total over 1,800 Santa Clarans were engaged!

FIGURE 1.1 | Project Timeline

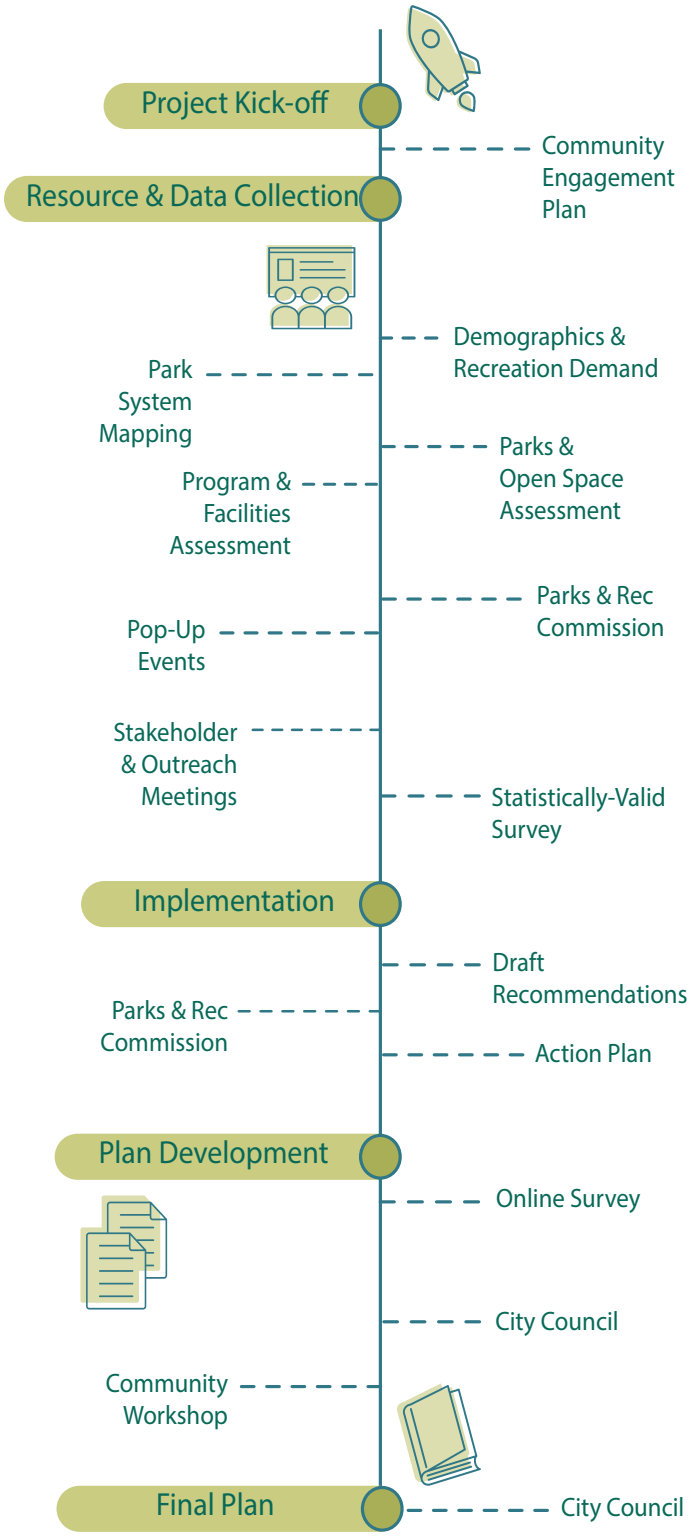

1.4 OUR GOALS

The goals outlined in this plan were shaped through extensive community involvement and collaboration with a wide range of stakeholders. The outcome is a unified vision for the future of Santa Clara's parks, recreation services, and open space system. Detailed recommendations supporting each goal can be found in Chapter 4. Each goal speaks to one important element of a complete parks and recreation system: parkland, indoor facilities, aquatics, paths and trails, environmental resiliency, maintenance, and programs and events.

Provide **parkland** to meet community needs and ensure that existing and new parks provide recreational value and are inclusive, safe, and accessible for people of all ages and abilities.

Provide **indoor recreation facilities** to meet current and future community recreation needs.

Improve functionality of **aquatic facilities** to meet community demand and increase accessibility.

Create **paths and trails** to enhance connectivity to existing parks, open spaces, and recreation facilities, while supporting recreational walking opportunities.

Incorporate **environmental resiliency** into all parks and green spaces with native and climate-ready plants, conservation, and other similar strategies to maximize ecological benefits.

Maintain parks and recreation facilities by implementing capital improvement and replacement programs, best management practices, safety and accessibility standards, and adequate staffing and funding.

Provide offerings for all ages and abilities and address unmet **program and event** needs.

Key Recommendations

The Plan should result in specific outcomes that advance the goals on the previous pages.

- **Develop new parks** to support Santa Clara's growing and changing population—prioritizing park-deficient areas and incorporating parks into new development.
- Establish a vision for the **new destination park on the north side of Santa Clara** to ensure its development meets the needs of the community.
- Ensure that new parks are of a size and shape that **supports recreational use** and have a **robust mix of relevant amenities**.
- Pursue the development of a **multipurpose community center** on the north side of Santa Clara, and **explore options for a future indoor recreation facility** with a gymnasium.
- Evaluate existing facilities and **develop an approach for delivering aquatic services** that considers improvements to existing neighborhood pools, new aquatic facilities in underserved areas, and potential consolidation.
- Continue to develop the Citywide planned **multiuse trail network** and ensure that trails are well-integrated into parks, supporting park access and recreation value, and **minimizing disruption** of green space and user conflicts.
- Develop **new programs identified as high-priority needs**—such as fitness and wellness, outdoor recreation, water fitness, and swim lessons—while monitoring industry trends.
- Reevaluate and **establish sustainable funding sources** to adequately maintain and operate the parks and recreation system to the City's desired maintenance standard.

CENTRAL PARK | SANTA CLARA, CA

CENTRAL PARK | SANTA CLARA, CA

Santa Clara Today

2.1 SANTA CLARA'S PEOPLE

To plan for the future of Santa Clara's parks, recreation, and open spaces, it's essential to first understand the community. This chapter highlights key findings about the City's parks and natural areas, its range of recreational programs offered, and the diverse people who live, play, and connect in these spaces.

Santa Clarans enjoy the Art & Wine Festival, held in Central Park.

A Growing Population

Santa Clara's population was estimated at 133,597 in 2023, having grown steadily over recent decades. By 2038, our population is projected to reach 154,569. This anticipated growth underscores the importance of thoughtful investment in, expansion of, and ongoing care for the City's parks and recreation facilities to ensure they keep pace with community needs.

FIGURE 2.1 | Population Growth

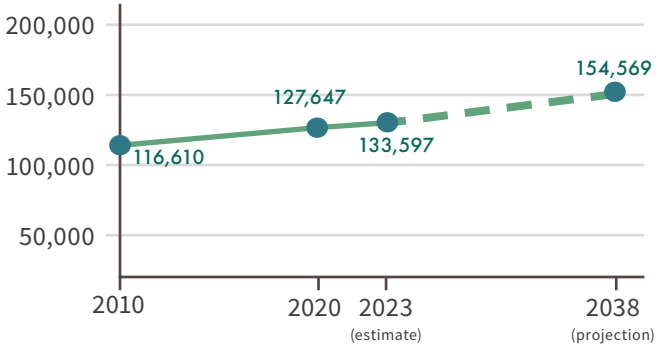

Source: US Census 2010, US Census 2020, Environmental Systems Research Institute, Inc. (ESRI) 2023

Youthful but Aging

Santa Clara's population has become slightly older, following a nationwide trend. The 55+ population grew from 19% to 24% of the population between 2010 and 2023. The City had a median age of 34.3 years old which is slightly younger than the U.S. median age of 38.5 years. The City's age distribution is projected to remain relatively unchanged over the next 15 years.

Figures 2.4 and **2.5** show the distribution of Santa Clara's population under age 18 and over age 55, illustrating how different areas of the City serve differing age groups.

Diverse Community

Between 2010 and 2023, Santa Clara became significantly more diverse, with the Asian population emerging as the largest racial group at 49%. By 2038, this segment is projected to make up 58% of the community, while the White population is expected to decline to 16%.

FIGURE 2.2 | Population by Age Segment

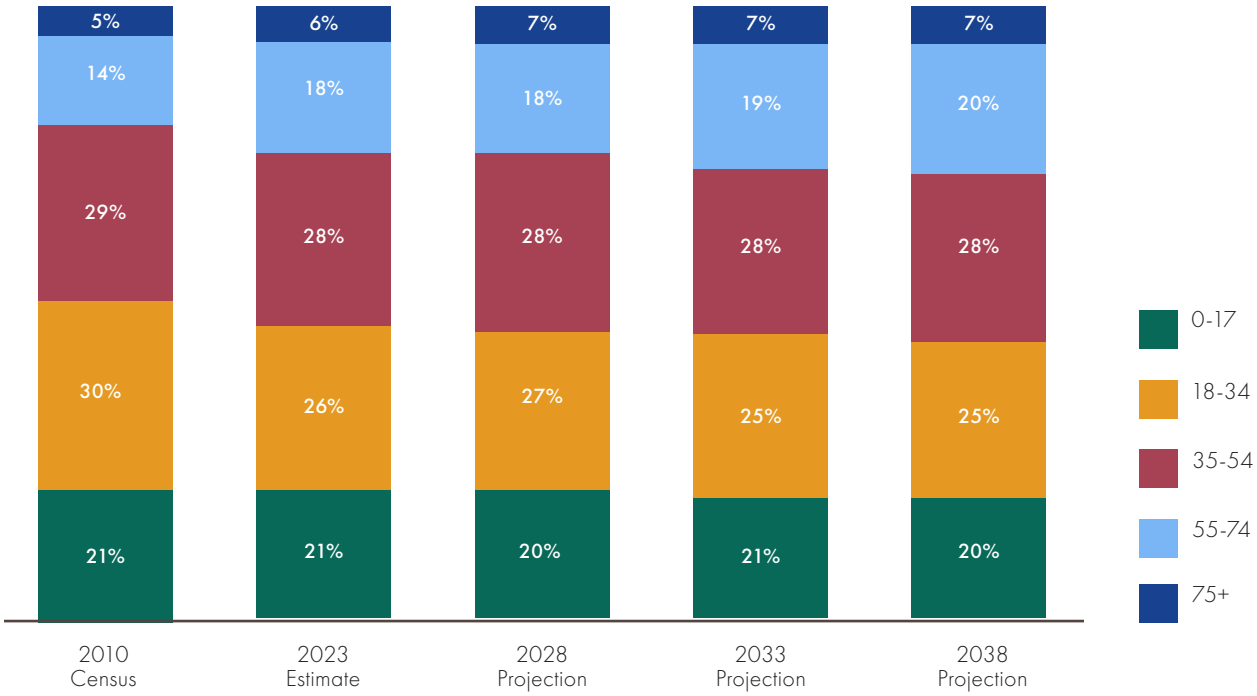

FIGURE 2.3 | Population by Race

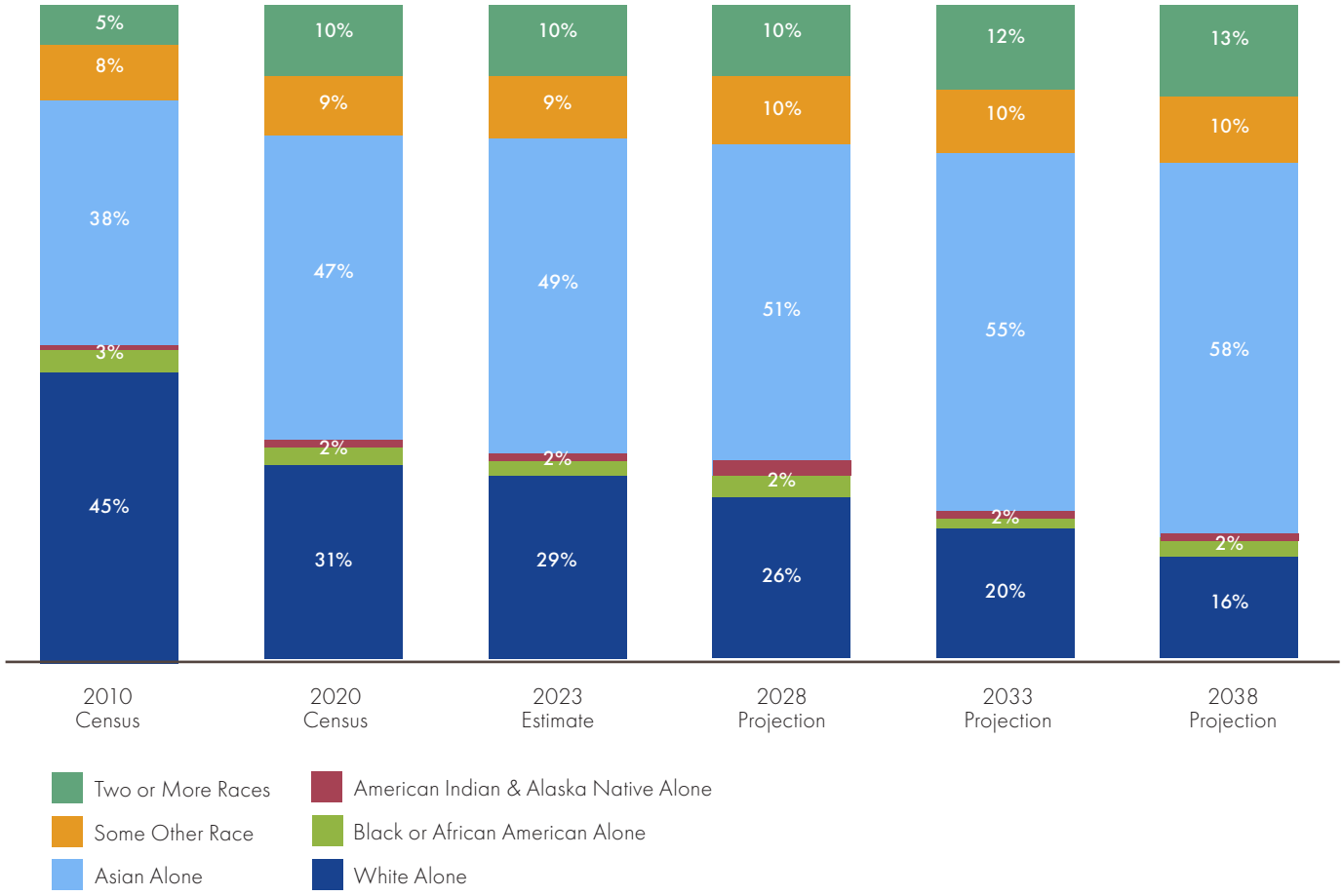

Note: Hispanic population is projected to stay constant at 18% of total population.
Source: US Census 2010, US Census 2020, Environmental Systems Research Institute, Inc. (ESRI) 2023

FIGURE 2.4 | Santa Clara Youth Population - Percent Under 18

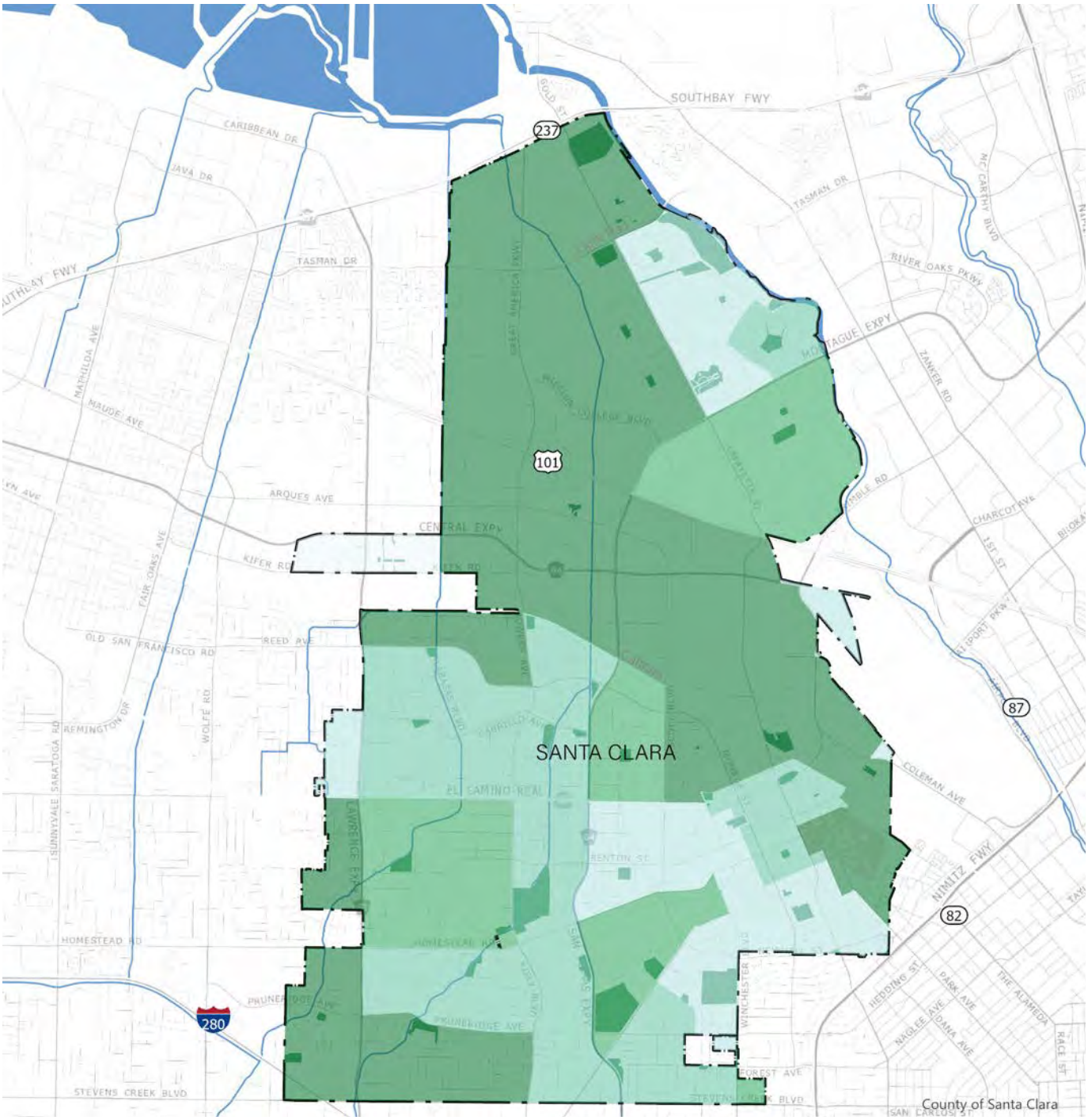

FIGURE 2.5 | Santa Clara Senior Population - Percent 55+

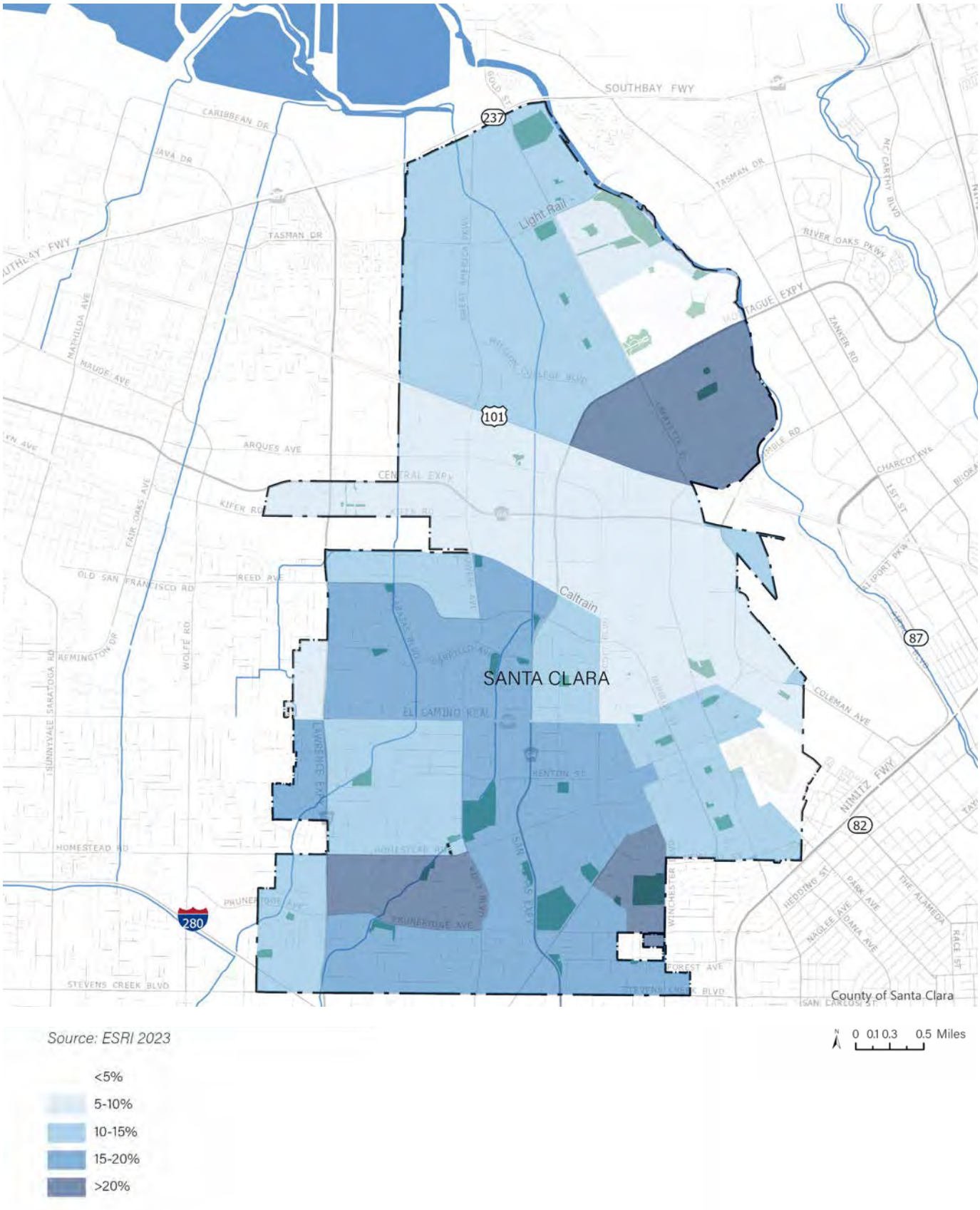

2.2 RECREATION TRENDS

Recreation trends provide valuable insight into how Santa Clarans recreate, and how our needs and interests may shift over time. When paired with the community's socioeconomic profile and regional context, these trends help anticipate which recreational activities are likely to be most in demand locally. The following section summarizes key national trends and considers their implications for Santa Clara.

Some activities have experienced large change, growth or decline in popularity, while others have remained relatively steady. For example, walking remains the most popular national recreation activity with 114,759,000 participants in 2022 but only experienced growth of 3.6%.

Figure 2.6 illustrates five-year percentage changes in national participation for key recreation activities. Activities are arranged from left to right by total participation, which is indicated in bold.

Sports

As of 2023, the sports most participated in the United States were basketball, golf, and tennis, which have participation well above the other sport activities. Tennis, golf, and pickleball grew significantly in popularity—more than 25%--in a 5-year period (2017-2023) while ultimate frisbee, roller hockey, and rugby experienced a decrease in popularity.

Swimming

As a lifetime activity, swimming continues to have strong participation. In 2023, fitness swimming remained the overall leader in participation amongst aquatic activities. Over the past five years, aquatic recreation activities did not see significant growth or decline, with swimming and swimming teams seeing slight decrease and aquatic exercise a slight increase in popularity.

FIGURE 2.6 | National Recreation Participation and Trends Over 5 years

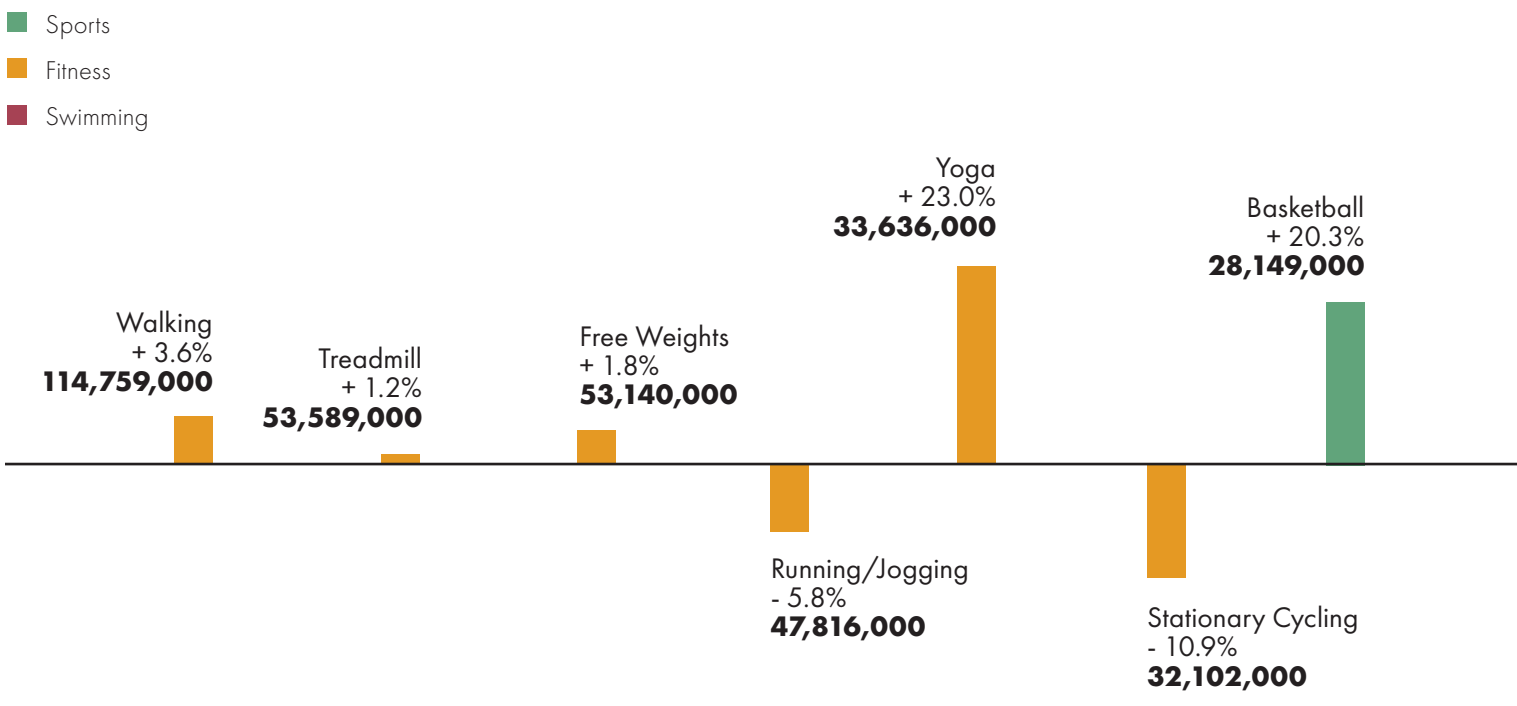

Fitness

Overall, fitness activities have experienced growth in recent years. Many of these have become popular due to an increased interest among Americans to improve their health by engaging in an active lifestyle. The most popular general fitness activities in 2023 also were those that could be done at home or in a virtual class environment. The activities with the most participation were walking, treadmill, free weights, running/jogging, and yoga. Trail running experienced by far the most growth over five years, growing by nearly 50%, while cross-training, group stationary cycling classes, and triathlon participation decreased in popularity.

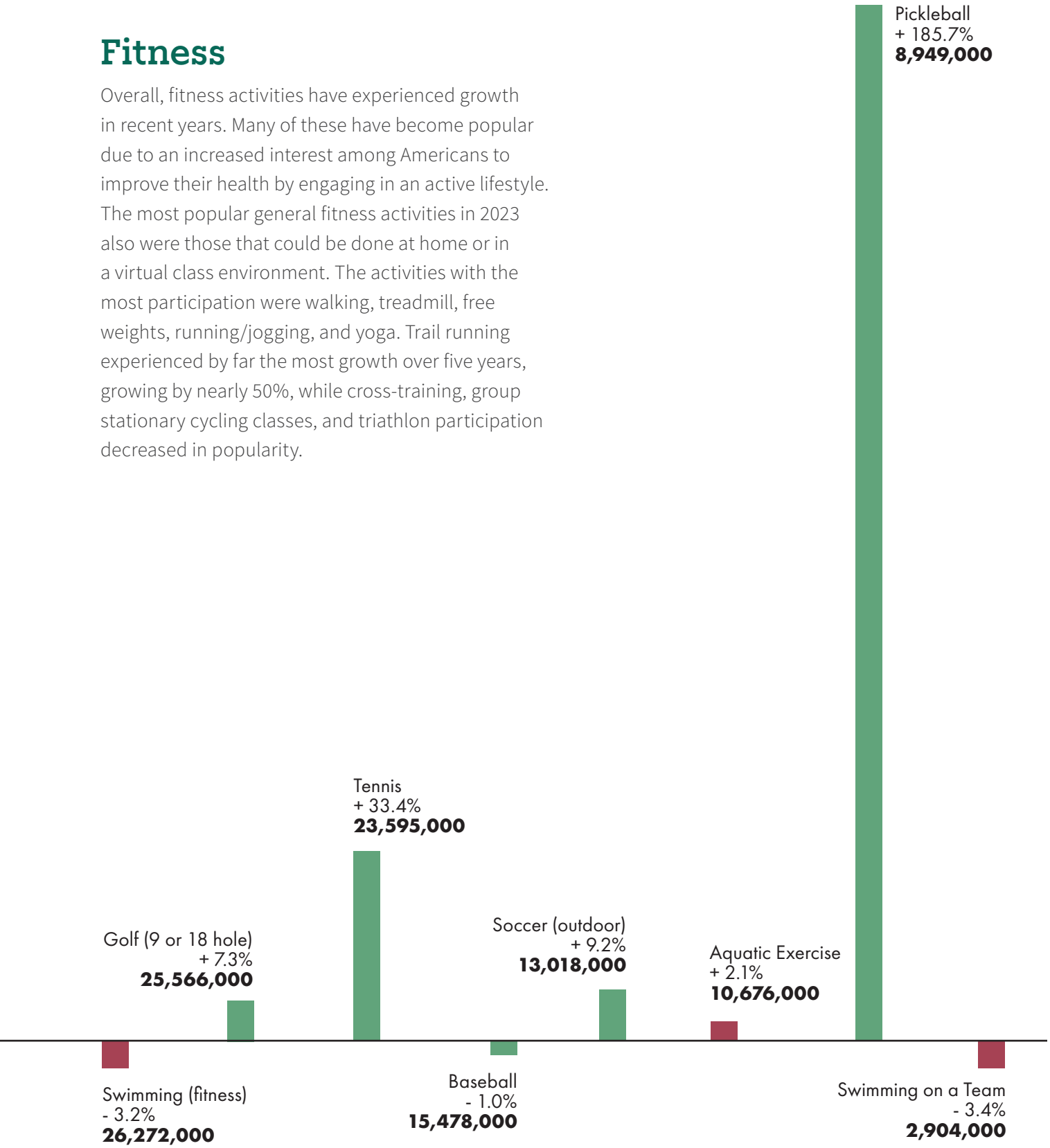

2.3 BUILDING ON PREVIOUS PLANS

Building on Santa Clara's previous plans is essential for ensuring the recreation and parks system works in synergy with the City's guiding policy documents, planned development, and public investments. An overview of related efforts follows.

CITY OF SANTA CLARA 2010-2035 GENERAL PLAN (2010)

The *City of Santa Clara 2010-2035 General Plan* serves as the City's foundational planning document, and provides high-level guidance for the recreation, parks, and open spaces. Adopted by City Council in 2010, the General Plan offers a strong framework and starting point for the Master Plan, with guidance on park access, provision, amenities, and partnerships with schools and other local agencies. Its most relevant guidance includes:

- Maintain a park service standard of 2.4 acres of parkland per 1,000 residents. The *Parks and Recreation Master Plan* shall consider increasing the standard to 3.0 acres per 1,000 residents.
- Provide sufficient facilities, parks, trails and open spaces that promote community health and physical activity within a 10-minute walk to residential neighborhoods.
- Coordinate with local school districts to share school facilities during non-school hours.

FACILITIES CONDITION ASSESSMENT (KITCHELL REPORT) (2018)

The City selected Kitchell CEM to perform F*acility Condition Assessments* (FCAs) for Santa Clara Parks and Recreation Facilities, including 47 parks and 65 buildings. This assessment detailed inventory, conditions, repair cost determinations, and forecasted necessary renewals. Each site was given a rating of Critical, Poor, Fair, or Good. The Kitchell report was an invaluable resource and touchstone in the creation of this Plan.

SANTA CLARA CREEK TRAIL MASTER PLAN (IN PROGRESS)

The City is preparing a master plan for the development and construction of three trail corridors within the City limits: Calabazas Creek, Saratoga Creek and the Hetch-Hetchy right of-way. The plan will include recommendations that aim to close gaps and expand upon the existing trails.

SANTA CLARA PEDESTRIAN MASTER PLAN (2020)

The *Santa Clara Pedestrian Master Plan* was developed in collaboration with the Santa Clara Bicycle and Pedestrian Advisory Committee (BPAC). The key goals of the Plan are to expand the existing pedestrian network; improve connectivity to public transit; enhance pedestrian mobility, safety, and ADA accessibility; provide amenities and activation; and encourage the use of more sustainable modes of transportation. The City aims to increase the pedestrian commute mode share from 4 percent in 2020 to 8 percent by 2027.

SANTA CLARA BICYCLE MASTER PLAN (2018)

The *Santa Clara Bicycle Master Plan* aims to improve bicycle safety Citywide through bike infrastructure that is safe, clearly designated, and well-connected. The plan recommends a 70-mile bicycle network that includes over 11 miles of car-free, shared-use paths, 32 crossing location enhancements, 50 locations for new bike parking, and 20 strategic Citywide programs.

CLIMATE ACTION PLAN (2022)

Adopted in 2022, the *Climate Action Plan* aims to holistically address climate change by reducing greenhouse gases, building resiliency to anticipated climate impacts, and bringing vital social and economic co-benefits to Santa Clara. The plan targets an 80% reduction in emissions by 2035, and net carbon neutrality by 2045. The plan highlights buildings and energy, transportation and land use, materials and consumptions, natural systems and water resources, and community resiliency and well-being as key sectors and provides strategies and actions for each.

PARK MASTER PLANS & DESIGNS

Several park sites have improvement plans already in place or under development. These plans outline more detailed changes at the site level, with common goals such as enhancing amenities, improving accessibility, expanding recreation opportunities, and preserving open space. Current and upcoming plans include:

- Central Park (2019)
- Henry Schmidt Park (2019)
- Warburton Park Rehabilitation Plan (2025)
- Mary Gomez Park (in progress)
- Earl Carmichael Park (in progress)
- Maywood Park (in progress)

FUTURE DEVELOPMENT PLANS

Numerous specific plans and master-planned development projects have been approved or are underway in Santa Clara, including the *Santa Clara Station Area Specific Plan*, *El Camino Real Specific Plan*, *Freedom Circle Focus Area Plan*, *Lawrence Station Area Plan*, *Patrick Henry Drive Specific Plan*, *Santa Clara Downtown Precise Plan*, *Tasman East Specific Plan*, and the Related Santa Clara development.

These new developments will bring additional houses and offices, and significant population and job growth. The plans may also come along with new parks, recreation facilities, and trails, introducing expanded recreation opportunities within Santa Clara. Planned development and associated recreation improvements are described in more detail In the following section.

2.4 SANTA CLARA'S PARKS & RECREATION SYSTEM

Santa Clara's parks and recreation system includes approximately **308 acres of parkland**, ranging from urban plazas to small neighborhood parks to larger destination parks and greenways (as detailed in the Park Typology section on the following pages). Of this parkland, 305 acres are City-owned and operated, while the remaining 3 acres are owned by the Santa Clara Unified School District (SCUSD) or private entities but made available to the public through joint-use agreements.

The City features several miles of trails that connect neighborhoods and parks, providing residents with opportunities for walking, biking, and outdoor recreation. There are three City-operated recreation centers and additional community facilities offering a variety of programs and activities.

Parks

Santa Clara's parks system is classified into seven park types: destination parks, community parks, neighborhood parks, mini parks & plazas, special use parks, sports parks, and natural areas & greenways. These park types are shown in **Figure 2.7** and summarized on the pages that follow.

Park System Amenities
AT A GLANCE

FIGURE 2.7 | Parks by Type

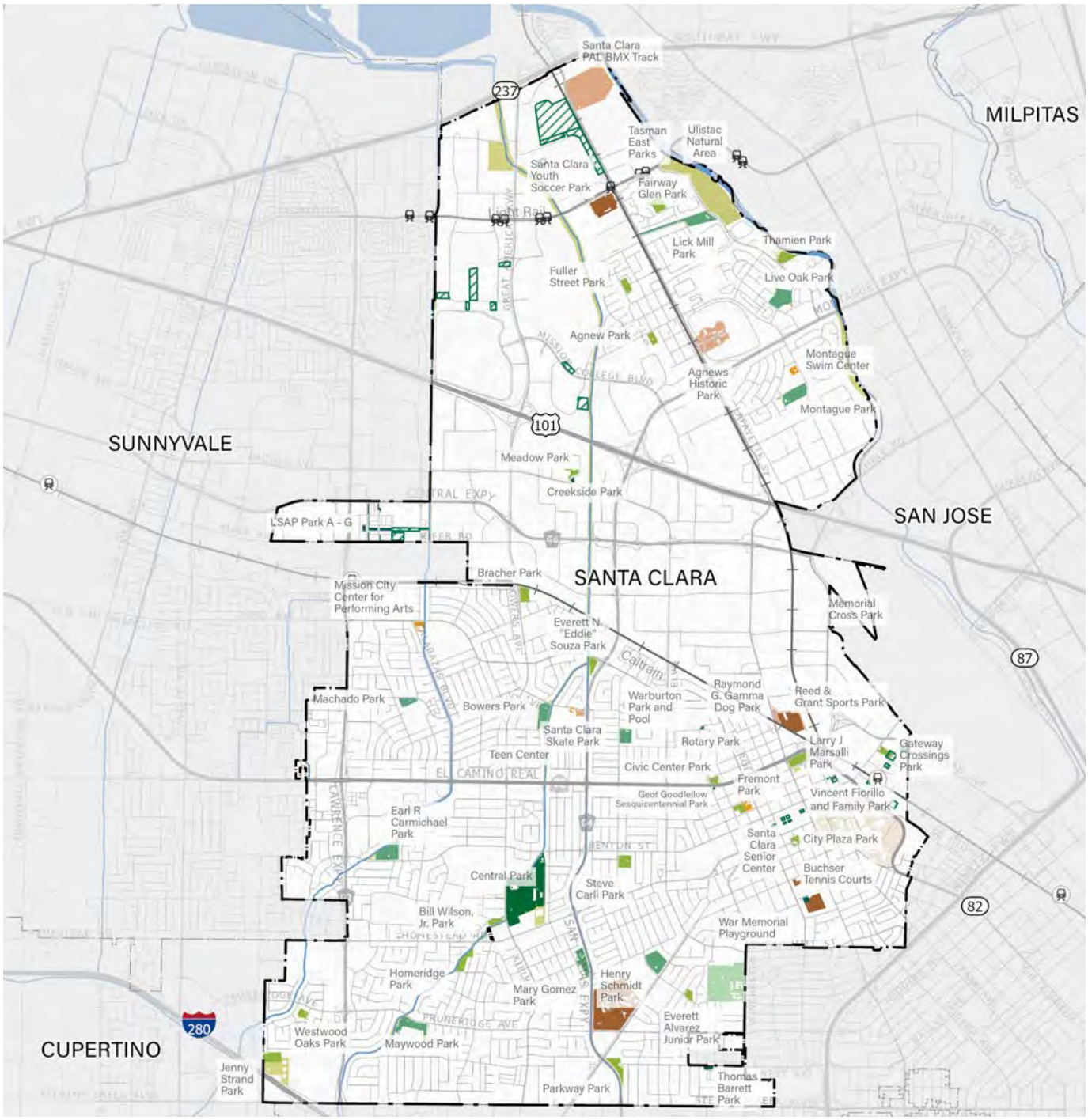

Central Park (Destination Park)

Henry Schmidt Park (Community Park)

Homeridge Park (Neighborhood Park)

Geof Goodfellow Sesquicentennial Park (Mini Park & Plaza)

PARK TYPOLOGY

While Santa Clara's General Plan identifies five basic park types, this Plan refines and expands the framework to include seven categories. As described below, each category is designed to serve a distinct function while complementing the broader park system.

Destination Parks

Destination parks are larger parks that serve multiple and diverse recreation needs, including places for community gathering, active recreation, passive enjoyment of green space, trees, and natural areas. Destination parks include recreational facilities and community services that serve all City residents.

Community Parks

Community parks are medium to large parks that provide opportunities for recreation, community gathering, and passive enjoyment of green space. Community parks feature amenities that may attract people from a larger part of the City.

Neighborhood Parks

Neighborhood parks are small to medium-sized parks that provide passive and active recreation opportunities and green space within walking or biking distance for residents in one or more neighborhoods.

Mini Parks & Plazas

Mini parks provide limited recreation amenities and green space for nearby residents. Plazas provide passive and flexible gathering areas that can support socialization.

Special Use Parks

Special use parks generally center on one non-traditional amenity, like a skate park, dog park, golf course or community garden. This category also includes cemeteries and parks that feature historic sites. These parks can vary widely in size, shape, location, and use.

Sports Parks

Sports parks are focused on providing specific sport amenities that typically serve a citywide or regional population.

Natural Areas & Greenways

Natural areas are primarily dedicated to conserving natural resources or protecting the public from natural hazards. This category also encompasses greenways, which form linear networks of open space that frequently tie into nearby parks. Often aligned with creeks, greenways offer inviting places for walking, biking, and simply experiencing nature.

Community Garden at Copper Place- LSAP Park G (Special Use Park)

Santa Clara Youth Soccer Park (Sports Facility)

Ulistac Natural Area (Natural Areas & Greenways)

TABLE 2.1 | Santa Clara Parks & Open Spaces

PARKS & OPEN SPACE (2025)	ACRES
Destination Parks	
Central Park	45.0
Subtotal, Destination Parks	45.0
Community Parks	
Bowers Parks	8.7
Earl R. Carmichael Park	8.3
Everett N. "Eddie" Souza Park	2.5
Henry Schmidt Park	7.5
Larry J. Marsalli Park	7.3
Lick Mill Park	9.9
Live Oak Park	9.9
Machado Park	2.7
Mary Gomez Park & Pool	5.6
Maywood Park	7.0
Montague Park	7.5
Warburton Park & Pool	4.0
Subtotal, Community Parks	80.9

PARKS & OPEN SPACE (2025)	ACRES
Neighborhood Parks	
Agnew Park	2.0
Bill Wilson, Jr. Park	2.7
Bracher Park	3.4
Everett Alvarez Jr. Park	1.6
Fairway Glen Park	4.0
Fremont Park	2.7
Fuller Street Park	2.4
Homeridge Park	4.3
Jenny Strand Park	4.5
Meadow Park	1.9
Parkway Park	4.5
Steve Carli Park	1.6
Thamien Park	3.4
Westwood Oaks Park	1.7
Subtotal, Neighborhood Parks	40.7

PARKS & OPEN SPACE (2025)	ACRES
Mini Parks & Plazas	
City Plaza Park	1.6
Civic Center Park	1.6
Creekside Park	0.9
Geof Goodfellow Sesquicentennial Park	0.2
LSAP Park A	0.4
LSAP Park B	0.2
LSAP Park C	0.2
LSAP Park D	0.7
LSAP Park E	0.8
LSAP Park F	0.2
Memorial Cross Park	0.3
Rotary Park	0.3
Thomas Barrett Park	1.0
Vincent Fiorello Family Park	0.3
War Memorial Playground*	0.9
Subtotal, Mini Parks & Plazas	9.6

PARKS & OPEN SPACE (2025)	ACRES
Special Use Parks	
Agnews Historic Park	15.7
LSAP Park G	0.2
LSAP Park G-2	0.2
LSAP Park H	0.3
Mission City Memorial Park	1.7
Raymond G. Gamma Dog Park	1.7
Santa Clara P.A.L. BMX Track	49.1
Santa Clara Skate Park*	1.0
Subtotal, Special Use Parks	69.9
Sports Parks	
Buchser Tennis Courts*	1.0
Reed & Grant Sports Park	9.2
Santa Clara Youth Soccer Park	11.2
Subtotal, Sports Parks	21.4
Natural Areas & Greenways	
Ulistac Natural Area	40.9
Subtotal, Natural Areas & Greenways	40.9
TOTAL	**308.3**

**Joint-Use Facility*

Note: Santa Clara features an extensive and growing trail system. These trails and their greenways are not counted toward parks and open space acreage.

School Grounds & Joint-Use Facilities

School grounds within **Santa Clara Unified School District (SCUSD)** and **Cupertino Union School District** play a vital role in supplementing the City's recreation system, providing **152 acres of fields, hardcourts, and playgrounds** across 28 elementary, middle, and high school sites. While these spaces offer valuable recreation opportunities, the absence of formal **joint-use agreements** leaves public access undefined and inconsistent.

Strengthening partnerships through joint use agreements with SCUSD, CUSD, and other agencies could increase recreational resource access for the community. The City already maintains several joint-use agreements with **SCUSD**, **Mission College, and other partners**, providing access to facilities such as the Santa Clara Skate Park, Montague Pool, and War Memorial Park (see **Table 2.1**).

PLANNED PARKS

Several new parks and major park improvements are currently in the planning stages in Santa Clara, including parks that will be constructed as part of new residential development projects, as well as projects planned by the City. When considering the future of the park system, it is important to factor in these upcoming projects. Some of the parks already in the pipeline may help address recreation needs identified in this analysis—this Plan builds upon those ongoing efforts. Planned parks are shown in **Figure 2.8**.

The Related Santa Clara development is planned to include a new 35-acre park, as conceptually rendered above.

A new mini park will be added as part of the Patrick Henry Drive Specific Area Plan. This specific plan includes approximately 10 acres of new public parkland and 4 acres of new private open space.

FIGURE 2.8 | Planned Parks

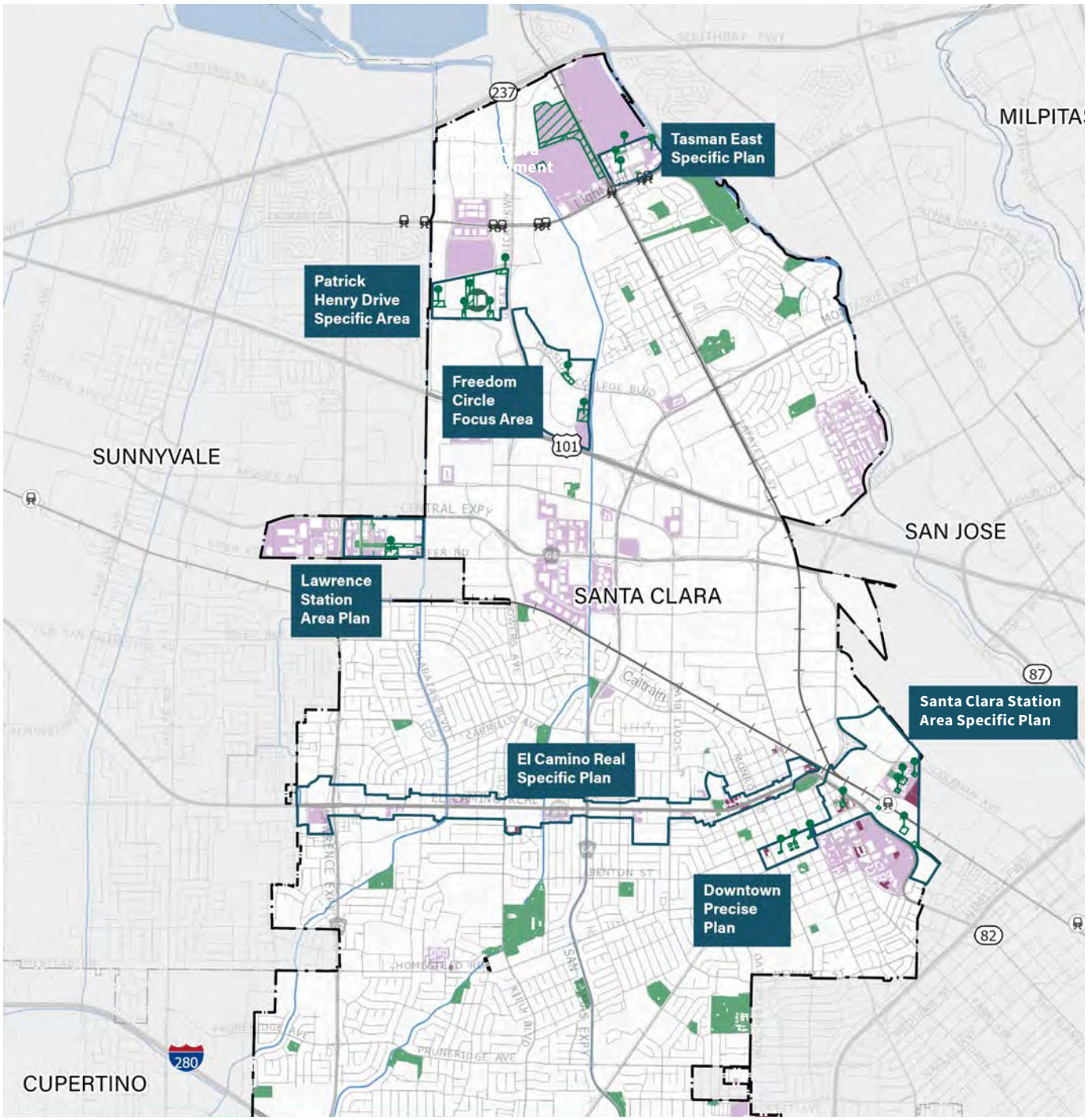

PARKS ASSESSMENT

To better understand the current state of individual parks in Santa Clara, each of the City's parks was visited and assessed in Spring 2024. In the field, the team used a criteria-based scoring system to record findings in the following four categories: access and connectivity, condition, functionality, and safety and comfort.

All features were scored using a scale of 1 to 4 (Critical, Poor, Good, Great). For parks that were included in the 2018 *Kitchell Report*, the team converted the Kitchell score to be comparable with the site assessment scoring system.

Although each park has its unique strengths and challenges, the following summarizes the systemwide strengths and opportunities identified in the Parks Assessment. Full Parks Assessment results are detailed in Appendix C.

Strengths

- Parks are **clearly well-loved**, with many people observed using the parks.
- Parks are **generally well-maintained** – though there is some room for improvement.
- Parks are **welcoming and open**.
- Parks **feel safe and comfortable** with little to no evidence of derelict use.
- Most parks offer **diverse amenities and activities**.
- Most parks provide parking and are **easily accessible** by car.

Areas for Improvement

- In many parks, play structures, exercise equipment, benches, and picnic areas are **nearing the end of their lifecycle** and need to be replaced.
- **Signage** throughout the park system is inconsistent, presenting an opportunity to add wayfinding signs, especially in larger parks with more complex programming.
- Some parks are **located next to major roadways**, which can compromise their tranquility.
- **Better traffic calming** and **pedestrian crossings** at some parks would improve comfort and safety for those arriving on foot or by bike.
- Some parks, typically the smaller ones, are **underutilized and feel isolated**.
- **Comfort amenities** are limited or absent in some parks, especially smaller ones, and in some cases, they are not in working condition.

FIGURE 2.9 | Parks Assessment Criteria

Access & Connectivity

- Sight lines and entrances
- Signage, maps, and City branding
- ADA accessibility
- Presence of crosswalks and crossing signals
- Sidewalks and surrounding circulation
- Path connectivity within park
- Sufficient parking
- Nearby bike lanes and adequate bike parking
- Adjacent trails or trailheads
- Public transportation nearby

Condition

- Paving condition
- Vegetation condition
- Tree canopy condition
- Playground condition
- Recreation amenities condition
- Building/restroom facility condition
- Trash receptacles condition
- Seating/benches condition

Functionality

- Relevance and variety of recreational amenities
- Appropriate amenity adjacencies
- Distribution of shady and sunny areas
- Variety of shrubs and trees
- Absence of visible drainage issues or erosion
- Compatibility with neighbors
- Availability of comfort amenities (drinking fountains, seating, restrooms, etc.)
- Relevance and variety of play equipment
- Level of activation during site visit

Safety & Comfort

- Adjacent derelict features
- Graffiti, vandalism, broken furniture
- Evidence of illicit or unauthorized use
- Road/traffic calming measures near park
- Line of sight/openness
- Eyes on the street
- Ease of navigation
- Nighttime safety
- Mitigation of views/noise from surrounding land uses

Trails

Trails are a vital component of a park system, providing safe, accessible routes for walking, running, cycling, and other forms of active transportation. They connect neighborhoods to parks and community destinations, encourage healthy lifestyles, and offer opportunities to experience the natural environment.

Santa Clara is served by three primary north–south trails that offer strong connections across the City and to regional destinations. In contrast, east–west corridors are less developed, revealing several gaps and opportunities for enhanced linkage. The City's planned trail network helps address these deficiencies by introducing new east–west connections and closing critical gaps within the system. Existing and planned trails and bike lanes are shown in **Figure 2.10**. Descriptions of the City's major regional trails follow.

SAN TOMAS AQUINO CREEK TRAIL

The San Tomas Aquino Creek Trail is the main trail in Santa Clara as of 2025. It runs north-south, almost the entire length of the City. The southern end of the trail has yet to be completed.

CALABAZAS CREEK TRAIL

The Calabazas Creek Trail runs along the Calabazas Creek and western border of Santa Clara. This trail has significant gaps that would require multiple under or over crossings.

GUADALUPE RIVER TRAIL

The Guadalupe River trail is a 9.5-mile paved path along the river corridor, from downtown San Jose to the Bay. The segment that follows Santa Clara's eastern border has a parallel levee trail along the river.

PLANNED TRAILS

As shown in **Figure 2.10**, future trails and bikeways are planned to fill trail gaps, create new east-west connections, and connect the community's parks and open spaces. A complete trail system would provide great connectivity between the City's parks and other key community destinations. The *Santa Clara Creek Trail Master Plan, Bicycle Master Plan, and Pedestrian Master Plan* should be referenced for further details.

The San Tomas Aquino Trail provides a safe and comfortable off-street route through the heart of Santa Clara. When complete, it will traverse the City from its northern to its southern border.

The Guadalupe River Trail runs through Ulistac Natural Area and allows users easy access to the full open space area and adjacent parks and trails.

FIGURE 2.10 | Existing & Planned Trails

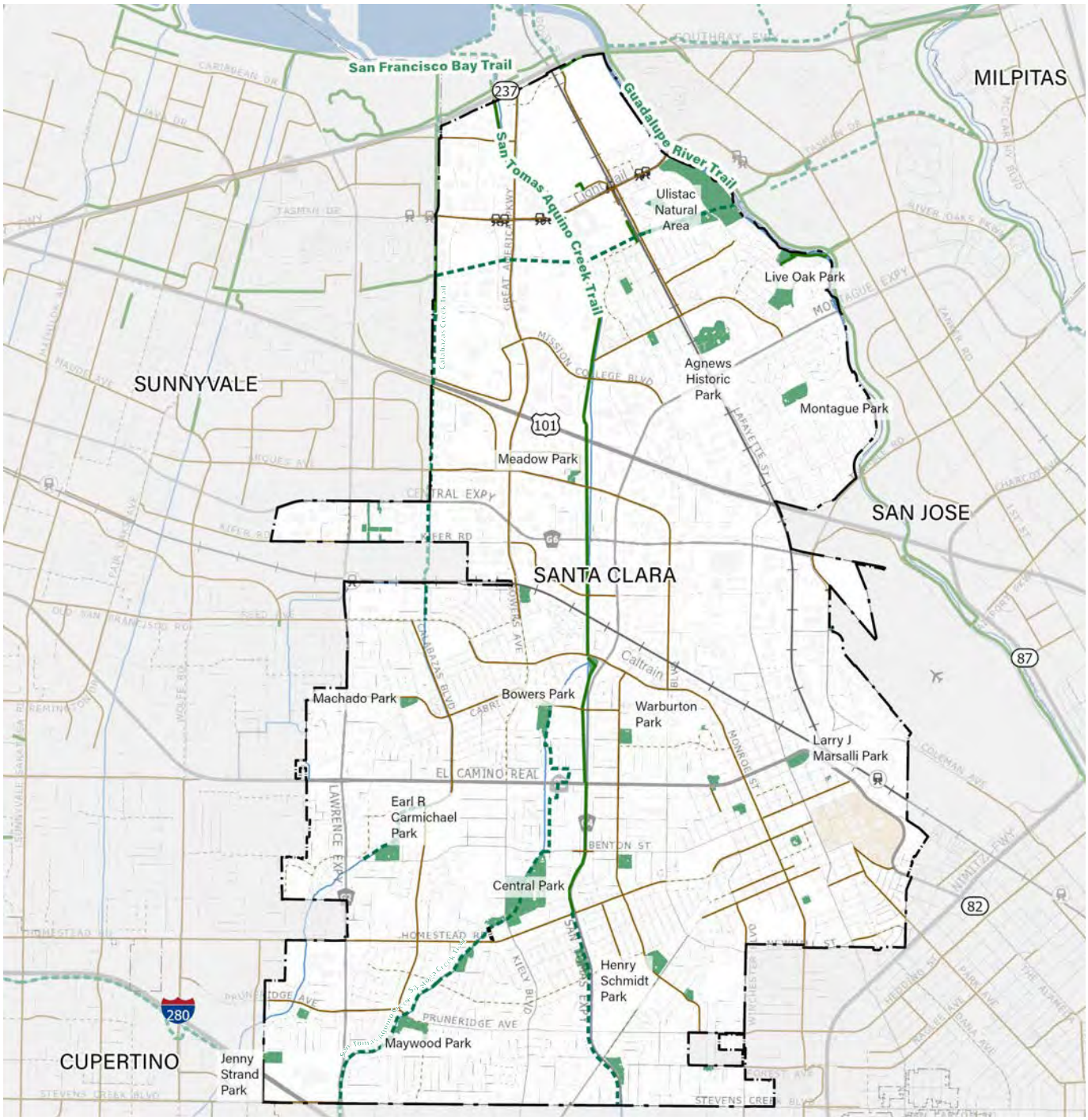

Indoor Recreation Facilities

Santa Clara has three major indoor recreation facilities: the Community Recreation Center, the Senior Center, and the Youth & Teen Center. Additionally, there are numerous smaller park buildings throughout the park system.

COMMUNITY RECREATION CENTER

The Community Recreation Center (CRC) was built in 1962 and encompasses 29,000 square feet. The CRC has a multipurpose room, a stage, kitchen and activity rooms, a ceramics room, and various offices. Activities held here include art, dance, enrichment, fitness, music, and theater.

SENIOR CENTER

The Santa Clara Senior Center, built in 1973 and renovated in 2007, is a two-story, 45,000-square-foot facility. The center includes a swimming pool, spa fitness center, locker rooms and showers, ceramics room, lapidary, wood shop, lounge, offices, and multiple multipurpose rooms.

YOUTH & TEEN CENTER

Constructed in 2003, the 7,535-square-foot Youth & Teen Center is a City facility situated on school district property. The center has a conference room, arts room, computer room, offices, lounge, classroom, and large multipurpose room. It is also home to the City's skate park.

OTHER COMMUNITY CENTERS & BUILDINGS

Youth Soccer Park

The Youth Soccer Park sits directly adjacent to Levi's Stadium and includes a 7,000-square-foot fieldhouse. Constructed in 2005, the building also features a large multipurpose room and a small conference room.

Reed & Grant Sports Park

Beyond its sports facilities, Reed & Grant Sports Park features a 3,800-square-foot multipurpose building and a concession stand. The park opened in 2020.

Park Buildings

Many parks also feature small buildings that provide bathrooms, storage, and multipurpose rooms. Some even house specialized recreation facilities, such as the gymnastics center at Earl R. Carmichael Park. Overall, these smaller park buildings are generally in disrepair and require maintenance, lifecycle replacements, and upgrades, as detailed in the Kitchell Report.

SPECIFIC PLAN FACILITIES

A future recreation facility is planned in northern Santa Clara. As currently envisioned in the Patrick Henry Specific Plan area, this facility would include a community center and library. Additionally, the Tasman East development is anticipated to include a new community room. Further details on proposed facilities are provided in Chapter 4.

COMMUNITY RECREATION CENTER
COMMUNITY RECREATION CENTER

YOUTH SOCCER PARK

SENIOR CENTER

City of Santa Clara
Youth Activity Center
And Teen Center
YAC SPORTS CAMP
SIGN UP TODAY
AGES 5 - 13
JUNE.11 - AUG.3
FOR INFO CALL 615-3760
YOUTH & TEEN CENTER

REED & GRANT SPORTS PARK

PARK BUILDINGS

FIGURE 2.11 | Existing & Planned Indoor Recreation & Aquatic Facilities

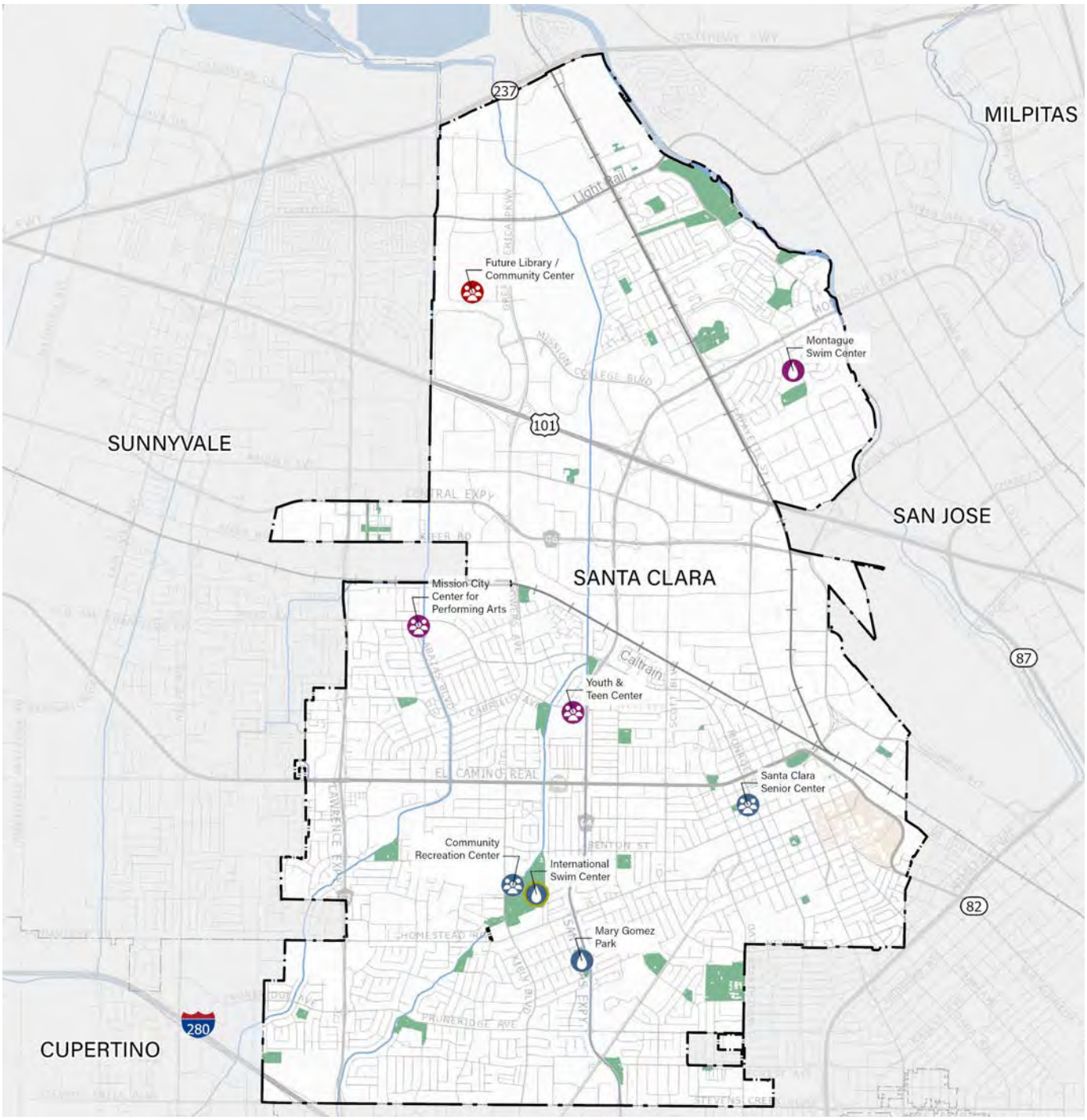

FACILITY ASSESSMENT

The Community Recreation Center, Santa Clara Senior Center, and Youth & Teen Center were evaluated to assess their current state and functionality. The key findings from this analysis follow. The full assessment can be found in Appendix E.

KEY FINDINGS

Community Recreation Center

- Several deferred maintenance items
- Interior finishes, furniture, lighting, and mechanical and electric systems need updates
- Opportunity to expand the building footprint
- Opportunity to enclose the courtyard to provide more program space

Santa Clara Senior Center

- Several deferred maintenance items
- Opportunity to reprogram space for better efficiency
- Finishes, furniture, and lighting need updates
- HVAC system needs updates to be able to function as a warming/cooling center, separate from the aquatics system

Youth & Teen Center

- Several deferred maintenance items
- Opportunity to reprogram space and layout for efficiency and flexibility
- Finishes, furniture, and lighting need updates
- Program and facility supervision line of sight needs updates
- Programming spaces would benefit from acoustic separation/dividers
- Limited storage

Santa Clara indoor recreation facilities are mostly functional and well-used, but require updates to remain relevant and functional.

Aquatics

Santa Clara stands out for its aquatics amenities and programs. As of 2025, the City operates ten pools at five sites—including, the Santa Clara International Swim Center, or ISC. Per capita, Santa Clara has five times more public recreational pools and two and a half times more competitive pools than the national average for similarly sized cities.

Similar to parks, aquatic facilities are concentrated in southern Santa Clara, limiting access in northern neighborhoods. Recommendations for potential new aquatic facilities and improvements to existing facilities are detailed in Chapter 4.

MARY GOMEZ POOL

The Mary Gomez pool facility consists of **1 recreation pool** and sits within Mary Gomez Park. The pool was built in 1958.

INTERNATIONAL SWIM CENTER (ISC)

The International Swim Center is located within Central Park and has **3 competitive pools**. The facility was built in 1967 and is cornerstone of Santa Clara aquatics.



WARBURTON PARK

Warburton Park houses **2 recreation pools**. These aquatic facilities were built in 1954.

MONTAGUE SWIM CENTER

Montague Swim Center is adjacent to Montague Park and is comprised of **2 recreation pools**. This facility was built in 1970.

SENIOR CENTER

The Santa Clara Senior Center holds **2 indoor recreation pools** and a spa. These facilities were built in 2007.



ISC Renovations

The International Swim Center is aging and required urgent renovations during the master planning process. The City is moving ahead with a remodel of the ISC, with critical funding provided through the bond measure approved by voters in 2024. The project will be completed in two phases. Phase I focuses on major pool upgrades, including new decking, recirculation and plumbing systems, boilers, and perimeter gutters for all pools, as well as improvements to the dive tower and adjustments to the racing pool's depth, lighting, temperature, and equipment. Phase II will add a new amenity center with administration offices, rentable space, restrooms and locker rooms, and equipment storage.

The ISC is a beloved community asset and piece of Santa Clara history.

Recreation Programming

The Santa Clara Parks and Recreation Department manages a wide range of recreation programs and community events, including youth camps, aquatics, sports, health and fitness, literacy, senior services, and special events. To further enhance programming and expand access, the Department also partners with nonprofit organizations and other community groups. These formal and informal partnerships support the delivery of select programs and help broaden the reach of recreation services throughout the community.

CORE PROGRAM AREAS

The Department's vision is to be a premier parks and recreation system in the region, providing all residents with access to high-quality programs and experiences. A key step toward achieving this vision is identifying Core Program Areas, which help focus efforts on the activities that matter most to the community. This framework enables staff, policymakers, and the public to align around shared priorities.

Currently, the Department offers programs across nine Core Program Areas:

Aquatics

Santa Clara offers year-round lap swim and, at times, aquatic fitness programs. Seasonally, the City provides Recreation Swim and Swim Lessons. Swim lessons include both group and private options for children and adults.

Athletics

Recurring group recreational and instructional sports leagues, programs, and activities are operated, taught, or managed by the Department—through contractors, staff, or volunteers.

Enrichment

The Department operates, teaches, or manages a wide range of group and individual recreational and instructional offerings including groups, activities, special interest programs, STEM programs, arts and crafts, and more, for participants of all ages, delivered through contractors or staff.

Older Adults

Santa Clara provides facilities, programs, and services that meet the needs of older adults (50+) at different stages and levels of life.

Visual & Performing Arts

Roberta Jones Junior Theatre provides youth with high-quality recreational experiences in theatre arts, visual arts, dance, and choir. Participants are offered opportunities for self-expression in a fun, safe environment that supports the development of self-esteem, confidence, and social skills.

Youth Development

The Department offers programs that support positive physical and emotional development for early learners, school age and teens through a variety of afterschool, summer camps, early learning and teen leadership programs.

Rentals/Reservations

The City offers one-time rentals of facilities, parks, and other amenities to the general public. Fee waivers and discounts for certain users—such as government agencies and community civic groups—are addressed in the Facility Use Policy.

Special Events

The Department organizes themed activities and events, which may or may not require registration. These include food-focused events, entertainment, holiday celebrations, cultural programs, and other special-interest activities.

Special Event Permitting

Events planned and implemented by outside organizations may be co-sponsored by the City at varying levels. City co-sponsorship may include fee discounts, fee waivers, or in-kind services.

PROGRAMMING ASSESSMENT

Recreation programming is a vital component of the Santa Clara parks system. An analysis of current offerings was conducted to identify both strengths and opportunities for improvement. The assessment examined how well existing programs serve different age groups, the lifecycle stage of each program, user participation data, and results from the Statistically-Valid Survey (see Chapter 3). Key findings are summarized below, with detailed recommendations provided in Chapter 4.

Older adult programming is an important and popular Core Program area in Santa Clara.

KEY FINDINGS

- Santa Clara has **high program participation**, though quality ratings fall below the national benchmark.
- Top barriers include **inconvenient times, lack of awareness of offerings,** and **lack of interest.**
- Participation **distribution generally reflects population patterns.**
- The Department offers a **balanced range of programs for all ages**.
- Eight of nine core programs are in **early or growth stages**, and there are few mature core programs.
- A **cost recovery policy**, rooted in best practices, was adopted by City Council in April 2022.
- Program **success is measured mainly by participation and enrollment**; the Department does not currently track satisfaction, retention, or unmet needs.
- **Staffing is not sufficient** to expand program offerings.
- While several marketing strategies are used, there is **no formal Marketing Plan**.
- The Department has a **strong volunteer program.**
- Programs are supported by partner providers, but **no formal partnership policy exists.**

Maintenance

Ongoing maintenance is essential to the health, safety, and long-term value of a parks and recreation system. Well-maintained parks, trails, and facilities ensure that residents can enjoy safe, clean, and functional spaces year-round, while also protecting the City's investment in its infrastructure. Regular upkeep—such as landscaping, repairs, and equipment replacement—extends the life of amenities, reduces long-term costs, and prevents small issues from becoming major problems. Maintenance also plays a critical role in preserving natural areas, protecting plant and wildlife habitats, and ensuring that parks remain attractive and welcoming.

The Parks & Recreation Department is responsible for managing and maintaining the City's extensive park system, recreation facilities, pools, and cemeteries. Their maintenance responsibilities encompass a wide range of tasks to ensure the safety, functionality, and aesthetic appeal of public spaces. Through these comprehensive maintenance activities, the City ensures that its parks and recreational facilities remain safe, functional, and enjoyable for all residents and visitors. Key areas of focus include:

Grounds Maintenance

Regular upkeep of lawns, gardens, and open spaces to provide clean and inviting areas for public use.

Facility Maintenance

Ensuring that recreation centers, pools, and other public facilities are in good working order and meet the community's needs.

Playground and Equipment Upkeep

Routine inspections and maintenance of playgrounds and recreational equipment to ensure safety and compliance with current standards.

Irrigation Systems

Managing and maintaining water systems to support the health of park landscapes.

Tree and Plant Care

Preserving the health and appearance of trees and plants within parks.

Mission City Memorial Park Public Cemetery

Providing burial services and ongoing upkeep of the grounds, including landscaping, irrigation, and monument care.

Trail Maintenance

Maintaining trails within parks to provide safe and enjoyable pathways for walking, jogging, and biking.

Graffiti Removal

Promptly addressing vandalism to maintain the cleanliness and appearance of public spaces.

Picnic areas, like the one shown above in Bowers Park, require regular maintenance to stay functional and inviting.

MAINTENANCE ASSESSMENT

Maintenance and operations are essential to sustaining the quality and usability of Santa Clara's parks and facilities. An assessment of current practices was conducted to highlight strengths and areas for improvement. Key findings are summarized below, with detailed recommendations provided in Chapter 4.

Key Findings

- The **annual operations funding** for parks, pools, and facilities maintenance is approximately **$12.8 million.**
- There **is a lack of adequate space** for maintenance equipment, storage, support facilities, planning, and team meetings.
- The **Parks Maintenance Division**, including Cemeteries has around **52 full-time positions** and enough equipment to meet current system needs when fully staffed.
- Maintenance generally follows written standards, but there is **no formal maintenance management plan** to set park-specific standards, track performance, or forecast costs.
- A **GIS-based asset management system is not in use**, limiting the City's ability to track work, resources, and replacement schedules.
- The City maintains parks, athletic complexes, irrigation systems, and playgrounds, while **contracting turf, landscape, and weed abatement**.
- The City **lacks dedicated staffing** to oversee construction projects within parks.

Maintenance operations are extensive and require numerous facilities and equipment. The Santa Clara maintenance facilities and team support the entire park and recreation system.

ART & WINE FESTIVAL, CENTRAL PARK | SANTA CLARA, CA

Vision & Priorities

3.1 ENGAGING THE COMMUNITY

Community engagement is a cornerstone of the *Parks and Recreation Master Plan*, ensuring that residents' voices shape priorities and outcomes. Throughout the process, the planning team hosted a variety of engagement activities—including focus groups, pop-up events, surveys, and a community workshop—reaching more than 1,800 participants. The Parks and Recreation Commission and City Council were also engaged at key milestones. A detailed summary of engagement activities and feedback is provided in the following sections, with full results and analysis available in Appendix G.

To hear from the most community members possible, the City advertised community engagement events, feedback opportunities, and project updates.

5

POP-UPS

3

SURVEYS

5

FOCUS GROUPS

1

WORKSHOP

1,800 +

PEOPLE ENGAGED!

Pop Ups & Online Survey

Five pop-up events were held in the late summer and early fall of 2024. An online survey was also published on the City's website, providing another way for community members to leave feedback. In total, over 700 people provided insight into their parks and recreation needs and desires at the pop-up events.

Figure 3.1 and **Figure 3.2** on the following pages show the combined results from the data collected at pop-up events. This data gave the project team great insight into what facilities and amenities are most important to Santa Clara residents.

WHAT WOULD YOU LIKE TO SEE MORE OF IN SANTA CLARA PARKS?
Place a dot.
¿Qué le gustaría ver más en los parques de Santa Clara?
Coloque un punto.
PARKS & RECREATION



Santa Clarans made their voices heard, sharing their vision for the future of parks, amenities, facilities, and programs in the City.

WHAT WE HEARD

- **Favorite Parks:** Residents indicated that Central Park is the overall favorite and also needs the most work, along with Henry Schmidt Park, Bowers Park, and Warburton Park & Pool.
- **Desired Amenities:** Residents would like to see more aquatic facilities, a connected trail system, play areas, splash pads, and habitat restoration.
- **Events, Programs & Inclusivity:** Strong demand for parks to be community gathering places, with more affordable and inclusive programs for all ages, especially youth and seniors.
- **Green Spaces & Environmental Sustainability:** Emphasis on expanding shaded green spaces, using native plants, and maintaining parks as resilient and eco-friendly havens.
- **Clean & Well-Maintained:** Residents would like to see a clean, well-maintained park system that feels safe for all users.
- **Accessible & Connected:** Demand for better connectivity through walking/biking paths and accessible infrastructure.

FIGURE 3.1 | Which Park Is Your Favorite? (Pop-Up Feedback)

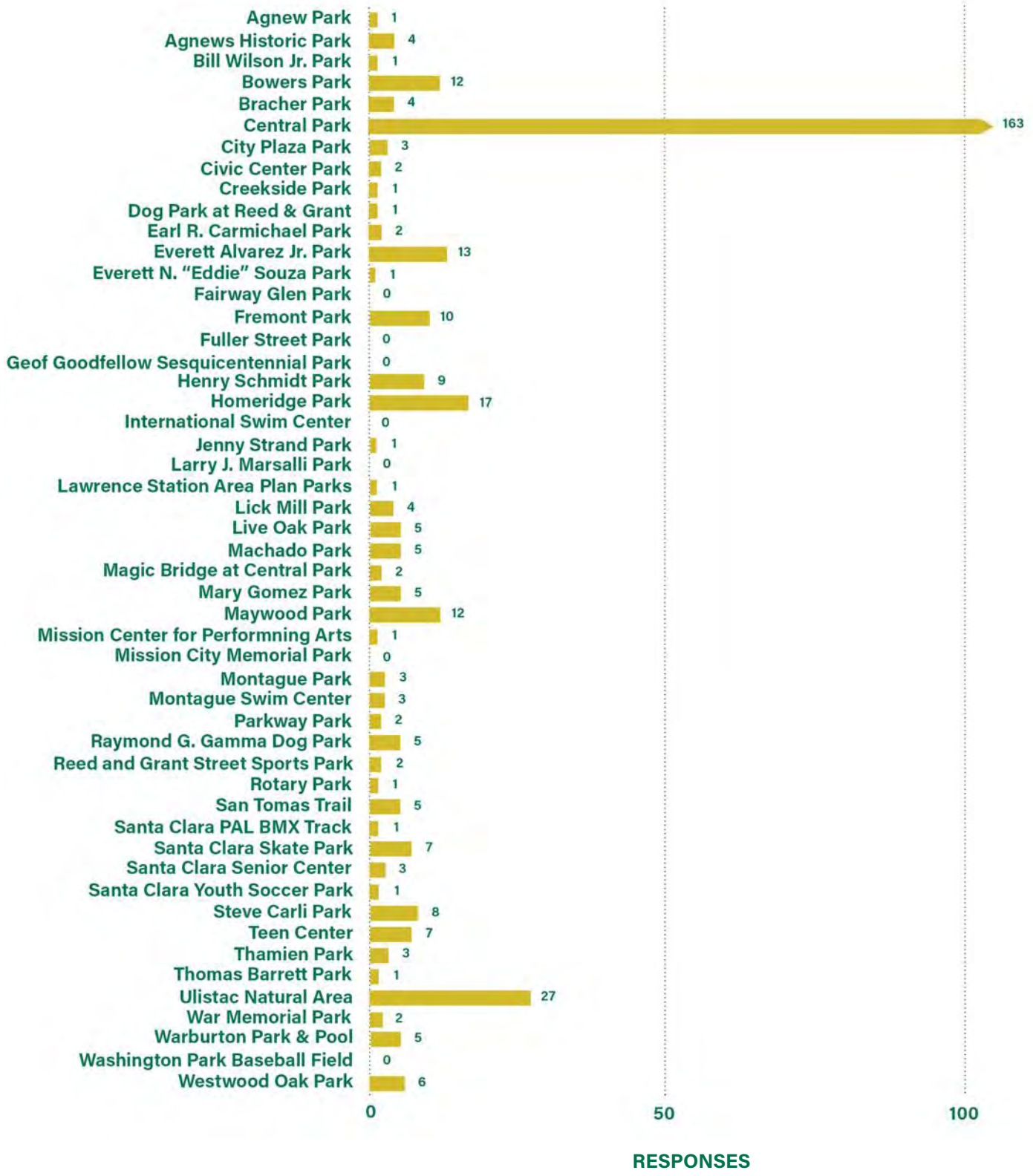

FIGURE 3.2 | Which Park Needs Improvement the Most? (Pop-Up Feedback)

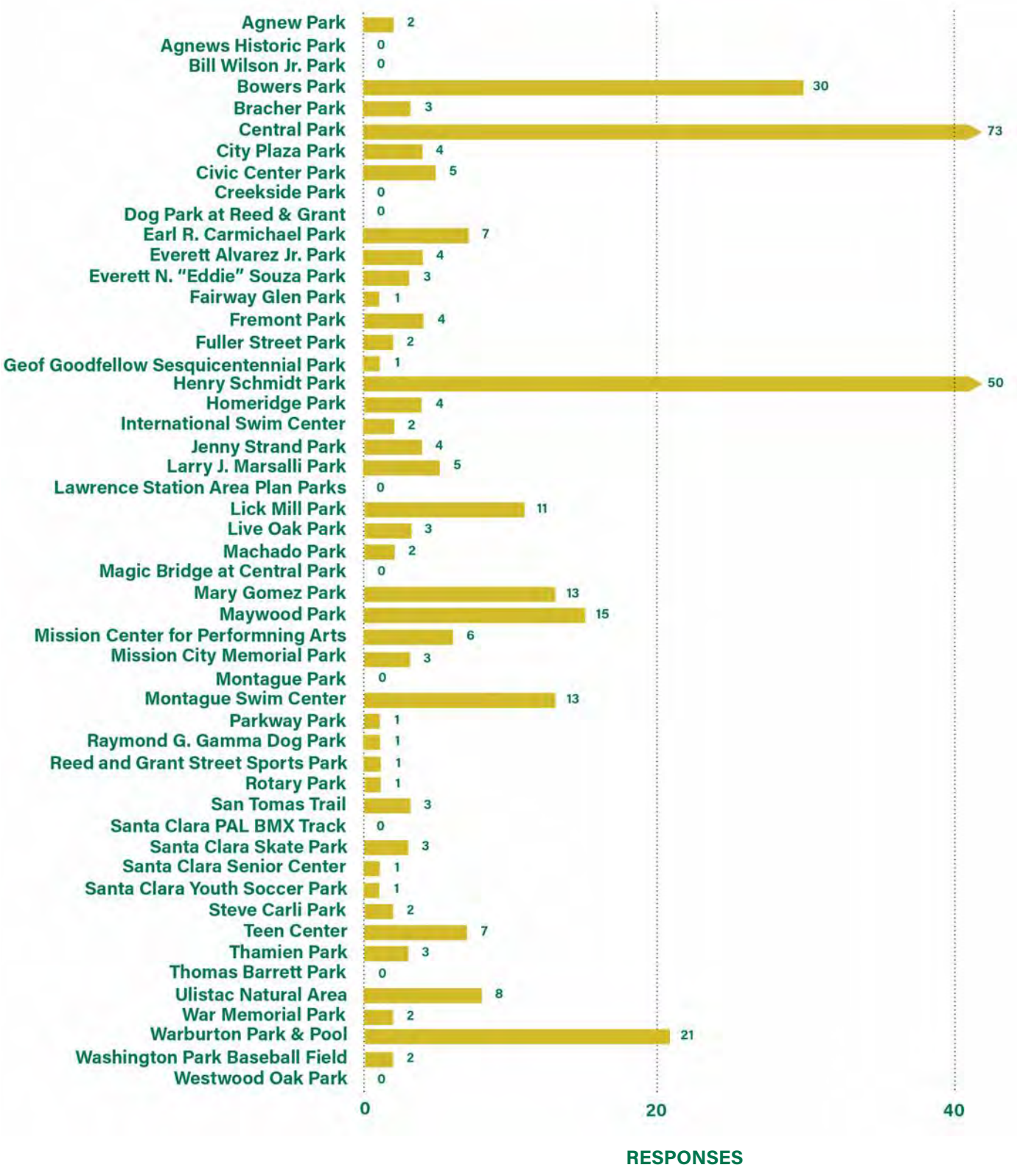

Which City of Santa Clara park is your favorite? Why is that park your favorite?

CENTRAL PARK, WITH ITS NEWLY CONSTRUCTED PLAYGROUND, AMPLE PARKING, EXCELLENT FACILITIES, AND VIBRANT ATMOSPHERE FILLED WITH FAMILIES AND KIDS, IS THE BEST PARK IN THE CITY.

-Santa Clara resident, online survey

Pop-up engagement at beloved Santa Clara events like Concert in the Park (shown above), was a great way to reach community members. Team members were able to chat with residents, answer questions, and listen to priorities and concerns.

Focus Groups

In September 2024 the project team met with five separate focus groups to hear their needs for the parks and recreation system and desired outcomes for the Plan. The focus groups were arranged as follows:

Sports and Athletics

- Santa Clara Activities League
- Santa Clara Westside Little League
- Aquatic User Groups

Community Connectors

- Santa Clara Historical and Landmarks Commission
- Discover Santa Clara
- Mission College
- Santa Clara Parks & Recreation Department

Senior Advocates

- Santa Clara Senior Advisory Commission
- Senior Center members

Planning and Development

- Santa Clara Water & Sewer Utilities
- Santa Clara Parks & Recreation Department
- Santa Clara Economic Development Department
- Edgecore Digital Infrastructure
- Hunter Properties

Specialized Users

- Youth & Teen Center
- Santa Clara Lawn Bowling Club
- Santa Clara Womens League
- Ulistac Natural Area
- Santa Clara Community Recreation Center; Performing Arts Users

WHAT WE HEARD

The focus groups discussed their desired outcomes, with some overlapping themes emerging. Key takeaways from all focus groups included:

- **Facility & Maintenance Needs:** Demand for improved and expanded recreational facilities, better maintenance of parks, and the addition of amenities like pickleball courts, indoor gyms, and multiuse sports fields.
- **Access, Inclusion & Connectivity:** Expanding inclusive and accessible recreational opportunities, improving trail connections, and ensuring parks and programs accommodate diverse age groups and interests.
- **Funding & Staffing Challenges:** Addressing insufficient funding and staffing is essential to maintaining facilities, expanding programming, and ensuring recreation service needs are met.

Can you describe your vision for the future of Santa Clara parks and recreation?

CLEAN AND GREEN SPACES FOR EVERYONE TO ENJOY ALONG WITH COMMUNITY-BASED PROGRAMS THAT PROMOTE EXERCISE AND WELL-BEING FOR PEOPLE OF ALL AGES.

-Santa Clara resident, online survey

Workshop & Online Survey

A community workshop was held in June 2025 at the Santa Clara Senior Center; approximately 20 people were in attendance. Participants discussed a series of questions in small groups, recording their answers on comment cards, and left feedback in an open house format on preliminary recommendations for the park system.

A second online survey was launched on the City's website in June 2025 and remained open through August 2025. More than 800 responses were received from a wide and relatively even distribution of ages and ZIP codes across Santa Clara. The survey was developed to mirror the community workshop and was to gather similar feedback.

WHAT WE HEARD

Both the workshop and second online survey asked participants about which parks, facilities, and programs they use most; what they want to see more of in the parks system; and for their feedback on preliminary goals and recommendations. Key findings from the workshop and online survey are summarized below:

- **Central Park** was, by far, reported as the **most used park**. Henry Schmidt was the second most frequently used park. Mary Gomez Park and Pool, Steve Carli Park, and Live Oak Park were also mentioned multiple times.
- The **Community Recreation Center** is the **most used indoor facility**, followed by the Senior Center and then the Youth & Teen Center. Responses from senior residents indicated very high and predominantly sole use of the Senior Center.
- **Trails and walking paths, playgrounds, swimming pools, lawn bowling, tennis courts,** and **pickleball courts** were reported as the most desired outdoor recreation facilities.
- Additional and improved amenities in parks were identified, especially **sports fields and courts, pickleball courts, walking trails**, and **comfort amenities.**
- **Longer hours**, **an easier reservation system, better promotion of programs, multigenerational programs** (music in the park, all-family games, and arts and crafts fair were noted), more accessible and plentiful **parking, specialized amenities** (pickleball and mahjong were noted), and **senior programs and field trips** would attract residents to engage in City programs.
- There is **openness to interagency collaboration, especially with schools**, to expand community use and programming.

What would attract you and your household to participate in recreation programs more often?

MORE WALKING TRAILS, SMALL DOG PARKS, MEETING & PARTY ROOMS, COMMUNITY SPACES.

-Santa Clara resident, workshop

The workshop allowed participants to leave individual feedback and participate in group discussions, learning more about their fellow residents' ideas.

Parks & Recreation Commission

The team met with the Parks and Recreation Commission early in the project in August 2024. The group discussed key aims for the project, as follows.

- **Sustainable Parks and Recreation:** Focus on maintenance and funding to ensure the delivery of quality parks and recreation over time.
- **Effective Master Plan:** Establish clear priorities and a course of action for park and program improvements.
- **Funding Strategies:** Explore partnerships, grants, and corporate contributions.
- **Recreation Emphasis:** Increase offerings to meet community needs.
- **Community Engagement:** Broaden input through diverse, accessible outreach methods.

The Commission was also engaged later in the planning process, during the implementation phase in April 2025, to give feedback on the planning direction. The Commission highlighted the following key ideas in review and discussion.

- **Community Priorities:** Prioritizing community feedback, now and in the future, is extremely important. In this planning process the community has stated the importance of trails, open space, nature, and conservation.
- **Access:** Exploring joint-use facility options and creating access for use of school sites is a goal. For future locations, setting priorities for choosing sites and filling gaps in park access is important.
- **Programming:** The Commission has interest in benchmarking with neighboring communities and recognizing opportunities to leverage recreation programs from other providers, communities, and school districts.
- **Maintenance and Staffing:** Maintenance and staffing are critical to park health and longevity and must be appropriately addressed in the plan.
- **Further Study and Data Collection:** It is important to clearly understand how the community uses different sites and facilities, and why they do so. The Commission wants to have accurate information on utilization numbers and patterns.

3.2 STATISTICALLY-VALID SURVEY

A survey was conducted in November 2024. The survey was delivered by mail to a random selection of households, and returned at a rate that generated a statistically-valid sample of the City's population. This quantitative data is supported by the qualitative data collected through other community engagement events.

KEY FINDINGS

- Survey results indicated that Santa Clara **residents use parks and recreation facilities at a high rate—92% of households** reported visiting a park or facility within the past year (the national average is 81%).
- **Satisfaction with the value of parks and recreation programs, activities, and events is lower than the national average.** Only 51% of respondents were very satisfied or satisfied (compared to the national average of 62%), while 18% were dissatisfied or very dissatisfied (compared to 3% nationally).
- When asked to rate the **condition** of parks and recreation facilities and amenities, only 9% of participants responded "excellent," **far below the national benchmark** of 35%.
- Survey respondents indicated the **most support for general repair** and **increased maintenance** as a strategy to improve the existing parks and recreation system (89% of respondents).

PRIORITY RECREATION AMENITIES & PROGRAMS

Figures 3.3 and **3.4** show the **Priority Investment Ratings (PIR)** for amenities and programs. The PIR combines how important a facility or program is to the community with how well current offerings meet residents' needs.

Top Priority Facilities

- Multiuse trails
- Swimming pools
- Open space and conservation areas
- Picnic areas and shelters
- Indoor walking/jogging track
- Outdoor multiuse courts
- Outdoor exercise/fitness equipment
- Indoor basketball/volleyball courts
- Pickleball courts

Top Priority Programs/Activities

- Fitness and wellness programs (scored 200, the maximum, reflecting high importance and unmet needs)
- Outdoor recreation
- Water fitness/lap swimming
- Community special events
- Cultural enrichment programs
- Performing arts programs
- Recreation/competitive swim teams

These PIR results are reinforced by **qualitative community feedback**, which highlighted consistent priorities such as shade, aquatic facilities, and a connected trail system.

FIGURE 3.3 | Top Priorities for Facilities/Amenities

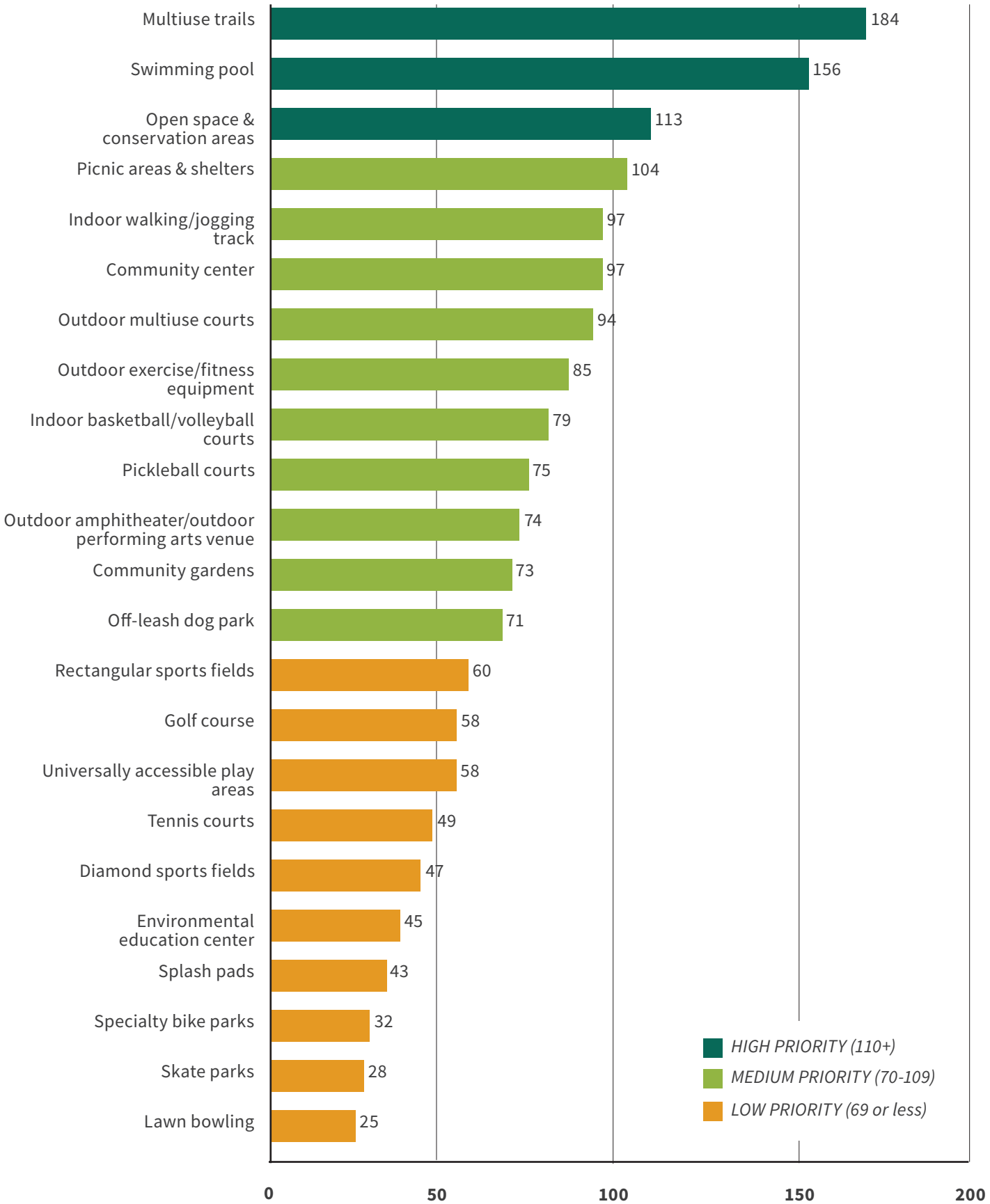

FIGURE 3.4 | Top Priorities for Programs/Activities

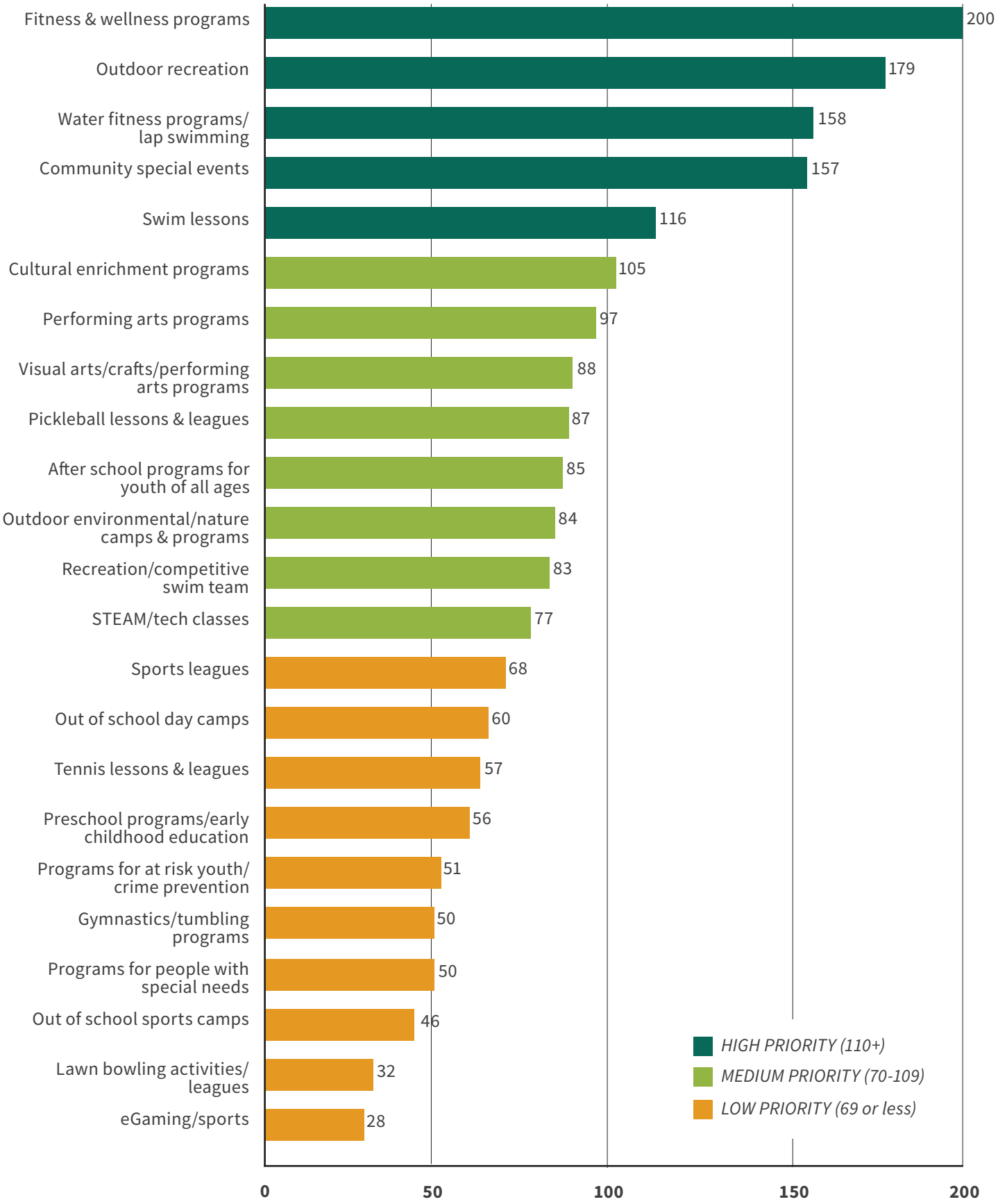

3.3 GUIDING THEMES

Below, community feedback is summarized into a set of guiding themes. These themes capture the community's priorities and aspirations, and they serve as the foundation for the goals, objectives, policies, and recommendations outlined in the chapters ahead.

PATHS & TRAILS

Walking and other forms of exercise are fundamental recreational activities in Santa Clara. **Walking loops within parks** and **connected trail systems** are key priorities.

SPORTS COURTS

Additional outdoor sport court facilities, particularly **multiuse** and **pickleball** courts, are highly desired.

MAINTENANCE & AGING INFRASTRUCTURE

Funding for maintenance and **lifecycle improvements** or replacements has not kept up with needs and has led to deteriorating park and facility conditions.

OPEN SPACE & CONSERVATION AREAS

Green spaces and **conservation areas** are important to the community. Parks and open spaces can provide **recreation, health and wellness** opportunities, and **environmental benefits**.

AQUATICS

Aquatic facilities, water fitness, swimming lessons, and **aquatics programs** and programs are **high priorities** for community members. Aging infrastructure and design limitations create aquatic program challenges.

FUNCTIONAL & INCLUSIVE PARKS

Existing and new parks should **provide recreational value** and **amenities** that serve all members of the community.

PROGRAM PRIORITIES

Fitness and wellness programs, **outdoor recreation** programs, and programs **serving all community members,** are top priorities.

PARK COMFORT

Well-maintained **restrooms, trees, shade, seating, and picnic areas** will make parks more comfortable and desirable for the community.

INDOOR RECREATION FACILITIES

An **indoor track,** a **community center, indoor basketball courts, and indoor volleyball courts** all ranked relatively high on the survey. An indoor sports/gymnasium facility could address this demand.

COMMUNITY EVENTS

Residents place a high value on **community events** that highlight Santa Clara park **spaces, culture, and unique character.**

THAMIEN PARK | SANTA CLARA, CA

CENTRAL PARK | SANTA CLARA, CA

Goals, Objectives & Recommendations

4.1 GOALS & OBJECTIVES

This chapter presents a strategic framework to guide the future development and stewardship of Santa Clara's parks, facilities, and programs. It begins with a set of overarching goals, each supported by specific objectives. A revised park classification system follows, outlining distinct categories that define the unique recreational roles parks play in the community. The chapter also introduces Level of Service Standards, which set benchmarks for the amount and distribution of parkland, ensure equitable and walkable access citywide, and identify the key amenities needed to serve Santa Clara's growing population.

Goal 1: Parkland

Provide adequate parkland to meet community needs and ensure that existing and new parks provide recreational value and are inclusive, safe, and accessible for people of all ages and abilities.

PROVIDE NEW PARKLAND

- **Develop new parks** to support Santa Clara's growing and changing population—prioritizing park-deficient areas and incorporating parks into new development—while striving to meet the City's standard of 3.0 acres per 1,000 residents.
- Establish a vision for the **new park in north of Santa Clara** to ensure its development meets the needs of the community.

Magical Bridge play area, located in Central Park, provides a functional, accessible, and inclusive high priority amenity, and is well-integrated with the rest of the park space and uses.

IMPROVE PARK EXPERIENCE

- **Ensure parks** are of a size and shape that **supports recreational use** and have a robust mix of relevant amenities, following the standards provided in this plan.
- Provide **high-priority amenities** in new parks, existing parks or through joint-use agreements.
- **Provide comfort amenities** like restrooms, trees and shade, picnic and seating areas, drinking fountains, parking, and trash receptacles.
- Provide complete **walking loops** or walking opportunities in all parks.
- Improve the **condition and functionality** of existing parks in alignment with the Kitchell Report and the Park Improvement Tiers identified in this plan.
- Implement **universal design principles** for all new and rehabilitated park facilities.

City Park North

A **new 32-acre park** is planned on City-owned land in north Santa Clara, adjacent to and connected with the Related development project. The new destination park offers an opportunity to provide parkland and amenities in an area that currently has limited access to recreation.

This site is a former landfill and as a result planning must carefully address environmental and topographic constraints, while ensuring strong connections to the surrounding development. Equally important will be robust community engagement to help shape the park's programming and design. With these considerations in place, the park can be envisioned to meet many of Santa Clara's recreation needs.

The Future North Park site in northern Santa Clara
Source: Related Santa Clara

Goal 2: Indoor Recreation Facilities

Provide adequate indoor recreation facilities to meet current and future community recreation needs.

PROVIDE NEW INDOOR FACILITIES

- Pursue the development of a **multipurpose community center** on the north side of Santa Clara and explore options for a **future indoor recreation facility.**
- Seek opportunities for increasing recreational access and use through **partnerships and shared-use** recreation sites, including public and private recreation facilities.

ENHANCE EXISTING FACILITIES

- Enhance the **Community Recreation Center, Senior Center, and Youth & Teen Center** to better serve the recreation needs of the community.
- Upgrade **other City park and recreation facilities** to improve programming, accessibility, and overall user experience.

Goal 3: Aquatic Facilities

Improve functionality of aquatic facilities to meet community demand and increase accessibility.

SUSTAINABLE AQUATIC FACILITIES

- Complete planned **improvements to the International Swim Center (ISC)** to serve both recreational and competitive aquatic needs.
- Evaluate existing facilities and **develop an approach for delivering aquatic services** that considers improvements to existing neighborhood pools, new aquatic facilities in underserved areas, and potential consolidation.

Additional or expanded indoor recreation space would allow for greater volume and variety of recreation and programming, like the fitness class shown above.

Making the necessary improvements to the ISC (above) and exploring the potential for new aquatic facilities in underserved areas will help fill current gaps in aquatic recreation service. A new aquatic facility could provide new types of aquatic recreation, like play spaces (right).

Goal 4: Paths & Trails

Create new paths and trails to enhance connectivity to parks, open spaces, and recreation facilities, while supporting walking opportunities.

CONNECTED TRAIL SYSTEM

- Continue to develop the citywide **planned multiuse trail network** and ensure that trails are well-integrated into parks, supporting park access and recreation value, and minimizing disruption of green space and user conflicts.
- Provide **trailhead amenities at parks**, including bicycle parking, water fountains/refill stations, and wayfinding signage and maps.
- Collaborate with Public Works to identify and implement **safe crossing and traffic calming improvements** near parks and trails.

Thoughtfully designed paths and trails can peacefully coexist within, and enhance, parks. Multiuse trails, like the San Tomas Aquino Creek Trail shown above, are the top recreational amenity priority identified in the statistically-valid survey findings and need to be prioritized, while not disrupting adjacent park space and uses too much.
Source: Weekend Sherpa

Trail Design in Parks

Parks and trails have a mutually beneficial relationship, each enhancing the value of the other. Trails act as vital connectors, guiding walkers, runners, and cyclists to parks, while parks provide trails with scenic and meaningful segments, including rest areas, social gathering spaces, green space, and amenities along the route. At the same time, this synergy can create conflicts—differences in speed, activity type, and user expectations can lead to incompatibility, particularly in shared spaces. Recognizing both the opportunities and challenges of this relationship is essential to designing parks and trails that work for all users. Thoughtful planning and design can help mitigate conflicts while maximizing benefits for both park and trail users. **Figure 4.1** highlights key considerations for successfully integrating trails within parks.

FIGURE 4.1 | Design Guidelines for Successful Park-Trail Interface

Goal 5: Open Space & Conservation

Incorporate environmental resiliency into all parks and green spaces with native and climate-ready plants, conservation, and other similar strategies to maximize ecological benefits.

HABITAT & CONSERVATION

- **Conserve water** in parks through native plantings in non-active areas and the implementation of efficient irrigation systems.
- Preserve and enhance **habitats, riparian corridors, and heritage trees** within all parks and open spaces.
- Use permeable surfaces and landscaped areas to **increase filtration and manage stormwater**.

TREE CANOPY

- Develop and implement a park **tree policy and strategy to preserve and improve the park tree canopy** that establishes a current park tree inventory and a system for tracking tree removal and planting.
- **Plant additional trees** and landscaping in parks to provide shade, reduce the impacts of extreme heat, and sequester carbon, while replacing aging or structurally compromised trees on a 2:1 basis.

Community gardens (LSAP Park community garden, Santa Clara, top) and healthy and robust tree canopies (Steve Carli Park, Santa Clara, bottom) enhance recreation value and park experience as well as contribute to environmental and conservation efforts.
Source: GameTime (below)

Goal 6: Maintenance & Aging Infrastructure

Maintain parks and recreation facilities by implementing capital improvement and replacement programs, best management practices, safety and accessibility standards, and adequate staffing and funding.

SUSTAINABLE FUNDING

- Reevaluate and establish **sustainable funding sources** to adequately maintain and operate the parks and recreation system to the City's maintenance standard.
- Ensure **appropriate staffing levels** are dedicated to the management and oversight of **construction projects** occurring within parks.

IMPROVED MAINTENANCE PRACTICES

- Develop a comprehensive **maintenance management plan** with defined outcomes and standards that reflect community maintenance priorities, ensuring all work action plans are aligned.
- Implement an enterprise **asset management system** to track lifecycle of facilities, amenities, and equipment to help staff perform scheduled capital projects and preventative maintenance.
- Develop a formal **customer service satisfaction tool** to evaluate parks on an annual basis.

Adequate funding and staffing are vital to providing crucial park maintenance, keeping sites and facilities safe and functional.

A customer service satisfaction tool could be implemented in many different forms. Consistent feedback would provide the City and maintenance teams with valuable information.
Source: Opiniator

Goal 7: Programs & Events

Provide offerings for all ages and abilities and address unmet program and event needs.

IMPROVE EXISTING PROGRAMS & EVENTS

- Analyze program and event participation data and develop strategies to **expand engagement** citywide.
- Evaluate **program and event schedules** and timing; adjust offerings to meet community needs.
- Increase **program and event awareness** by leveraging current and emerging communication trends.
- Provide an accessible system for **program registration** and park or recreation **facility reservations**.
- Continuously review **program fees** to ensure alignment with the City's cost recovery policy.
- Continue to **develop partnerships and sponsorships** to support programming and events.

PROVIDE NEW PROGRAMS & EVENTS

- Develop **new programs** identified as high-priority needs—such as fitness and wellness, outdoor recreation, water fitness, and swim lessons—while monitoring industry trends.
- Increase activation of City parks and facilities by adding **new community events** based on public interest, such as food festivals, entertainment, and holiday and cultural celebrations.
- Regularly **survey the community for program satisfaction** to identify unmet needs.

Santa Clara already has many successful and well-loved programs and events like Early Learners programs, the 4th of July Celebration, Concerts in the Park, the Art & Wine Festival, and the Health & Wellness Fair (all highlighted in the photos on the right). Expanding engagement, awareness, partnerships, offerings, and feedback opportunities would improve the City's programs and events.

4.2 PARK & OPEN SPACE NEEDS

Parkland & Access

Adequate parkland and walkable access to parks and open spaces is essential for promoting physical activity, fostering community connection, and supporting overall well-being. Two key metrics are used to evaluate and establish standards for park access: **park acreage level of service (LOS)** and **park distribution**.

PARK ACREAGE LEVEL OF SERVICE

Level of Service (LOS) measures the availability of parks and recreational facilities relative to a community's population, helping ensure equitable access and adequate resources. As of 2025, Santa Clara has 2.3 acres of parkland per 1,000 residents. This Plan endorses the ratio of 3.0 acres per 1,000 residents, consistent with the recommendations found in the City's General Plan.

As shown in **Table 4.1**, by 2035 Santa Clara will need 156.2 additional acres of parkland to serve a growing population. Current development projects and City-led improvements are expected to contribute 70.2 acres, **leaving a shortfall of 86 acres**.

This additional acreage can be achieved through a combination of new park development and joint-use opportunities at school sites. The **Santa Clara Unified School District (SCUSD)** provides **152 acres** of fields, hardcourts, and playgrounds across 28 school sites, offering significant potential to expand community parkland through joint-use agreements. To maintain the current 2.3 acres of parkland per 1,000 residents, as well as meet the increased ratio of 3.0 acres per 1000 residents, the plan calls for a **balanced approach of new City-owned parkland and joint-use site agreements**.

TABLE 4.1 | Park Acreage Level of Service

TOTAL PARK & OPEN SPACE ACRES (CITY & OTHERS)	**EXISTING LEVEL OF SERVICE** (ACRES/1000 RESIDENTS)	**LEVEL OF SERVICE GOAL** (ACRES/1000 RESIDENTS)	**2035 ACREAGE NEEDED** (PARK OR JOINT-USE)	**PLANNED ACRES** (AS PART OF PLANNED DEVELOPMENT)	**ADDITIONAL ACRES NEEDED** (IN ADDITION TO PLANNED ACRES)	**EXISTING SCHOOL ACRES** (GROUNDS WITH POTENTIAL FOR JOINT-USE)
308.3*	2.3	3.0	156.2	70.2	86.0	152

**Santa Clara currently has 6 public parks that are not owned by the City. Other owners include Santa Clara Unified School District (SCUSD), private developers, and HOAs.*

PARK AMENITIES LEVEL OF SERVICE

Assessing the level of service for specific park amenities helps us understand the community's access to these facilities. **Table 4.2** shows Santa Clara's level of service—measured as population per amenity—for common park facilities and presents standards based on best practices, tailored to the City's needs as identified through the community engagement process. Applying these standards to the City's projected population highlights **deficiencies in key amenities**, including **diamond fields**, **rectangular (soccer) fields**, and **pickleball courts**. Increasing the level of service for these amenities can be achieved through the construction of new parks, reimagining existing parks, or expanding access to joint-use sites. As shown in far-right column of **Table 4.2**, school sites contain **numerous recreational amenities that could be made available to the public through joint-use agreements** and address most of the current gaps in recreation opportunity.

This analysis focuses on traditional park amenities commonly tracked by the National Recreation and Park Association (NRPA). However, additional needs identified through community engagement—such as trails, walking/jogging tracks, shade structures, community gardens, and outdoor fitness equipment—are not reflected in **Table 4.2**.

TABLE 4.2 | Amenity Level of Service (LOS)

AMENITY	CITY INVENTORY	CURRENT SERVICE LEVEL	SERVICE STANDARD	ADDITIONAL AMENITIES NEEDED IN 2035	SCHOOL DISTRICT INVENTORY
Diamond (Baseball/ Softball) Field	6	1 per **22,822** residents	1 per **13,500** residents	5	15
Multiuse Field	15	1 per **19,129** residents	1 per **9,000** residents	2	19
Soccer Field	11	1 per **12,448** residents	1 per **10,000** residents	4	4
Cricket Field	0	N/A	1 per **100,000** residents	2	2
Outdoor Basketball Court	19	1 per **7,207** residents	1 per **8,500** residents	-	16
Pickleball Court	6	1 per **22,822** residents	1 per **8,500** residents	12	-
Tennis Court	35	1 per **3,912**	1 per **4,000** residents	3	22
Dog Park	7	1 per **19,562** residents	1 per **20,000** residents	1	-
Splash Pad	0	N/A	1 per **75,000** residents	2	-
Playground	33	1 per **4,149** residents	1 per **4,250** residents	2	14
Reservable Picnic Areas	9	1 per **15,215** residents	1 per **9,000** residents	8	-

CENTRAL PARK | SANTA CLARA, CA

PARK DISTRIBUTION

Understanding how parks are distributed and accessible is critical to measuring community access. **Figure 4.2** on the following page shows park access within a 10-minute walk in Santa Clara, highlighting uneven coverage across the City. Some older residential areas along the El Camino Real Corridor and elsewhere currently lack good park access, while areas experiencing redevelopment will require parks to serve future residents.

Planned parks will expand access in northern Santa Clara to meet future growth, but some existing neighborhoods will still lack nearby parks. Potential new park sites would help address these areas and advance the City's goal of 3.0 acres per 1,000 residents. The 10-minute walk areas for potential new park sites are shown in purple in **Figure 4.2**. Together, existing, planned, and potential parks would bring nearly all residents within a 10-minute walk of a park.

Joint-use agreements with public schools offer another opportunity to fill service gaps. As shown in **Figure 4.3**, on the following pages, most neighborhoods are already within a 10-minute walk of either a park or school. Securing access to these school sites and enhancing them for recreation—especially in areas lacking park access—would create a more evenly distributed system across the community.

FIGURE 4.2 | Existing, Planned & Potential Park Walksheds

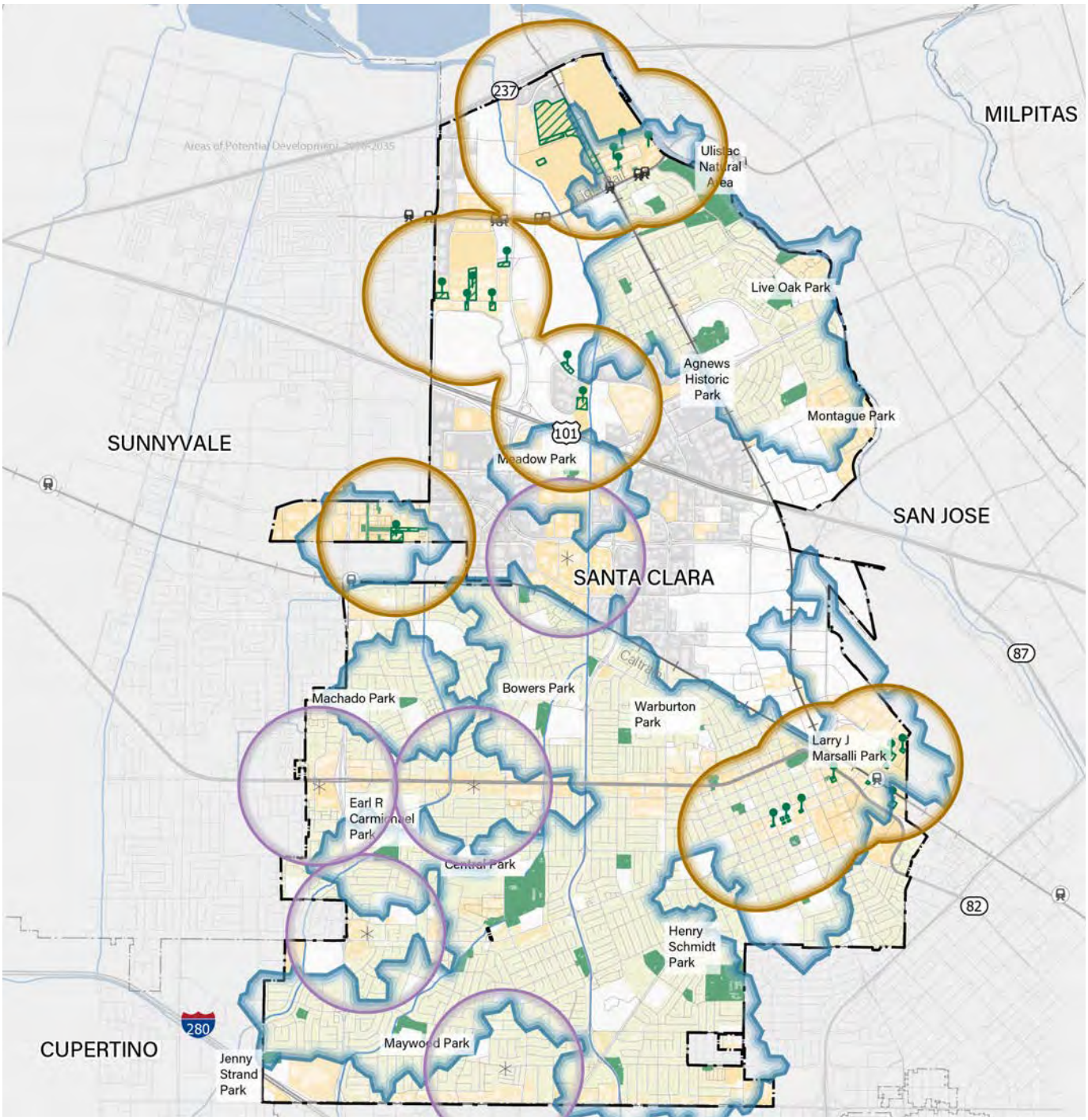

Source: City of Santa Clara, General Plan, Specific Plans

N 0 0.1 0.3 0.5 Miles

- 10 Minute Walkshed (1/2 mile) from Neighborhood, Mini and Community Parks
- 1/2 Mile Buffer from Planned Parks
- Potential Future Parks or Joint Use Sites
- Existing Residential Land Use

General Plan Growth Areas

- Future Residential or Mixed Use
- Future Office / R&D
- City of Santa Clara Park
- Planned Park
- Potential Parks
- CalTrain
- Cities
- Creeks
- VTA Light Rail

FIGURE 4.3 | Planned Park & School Walksheds

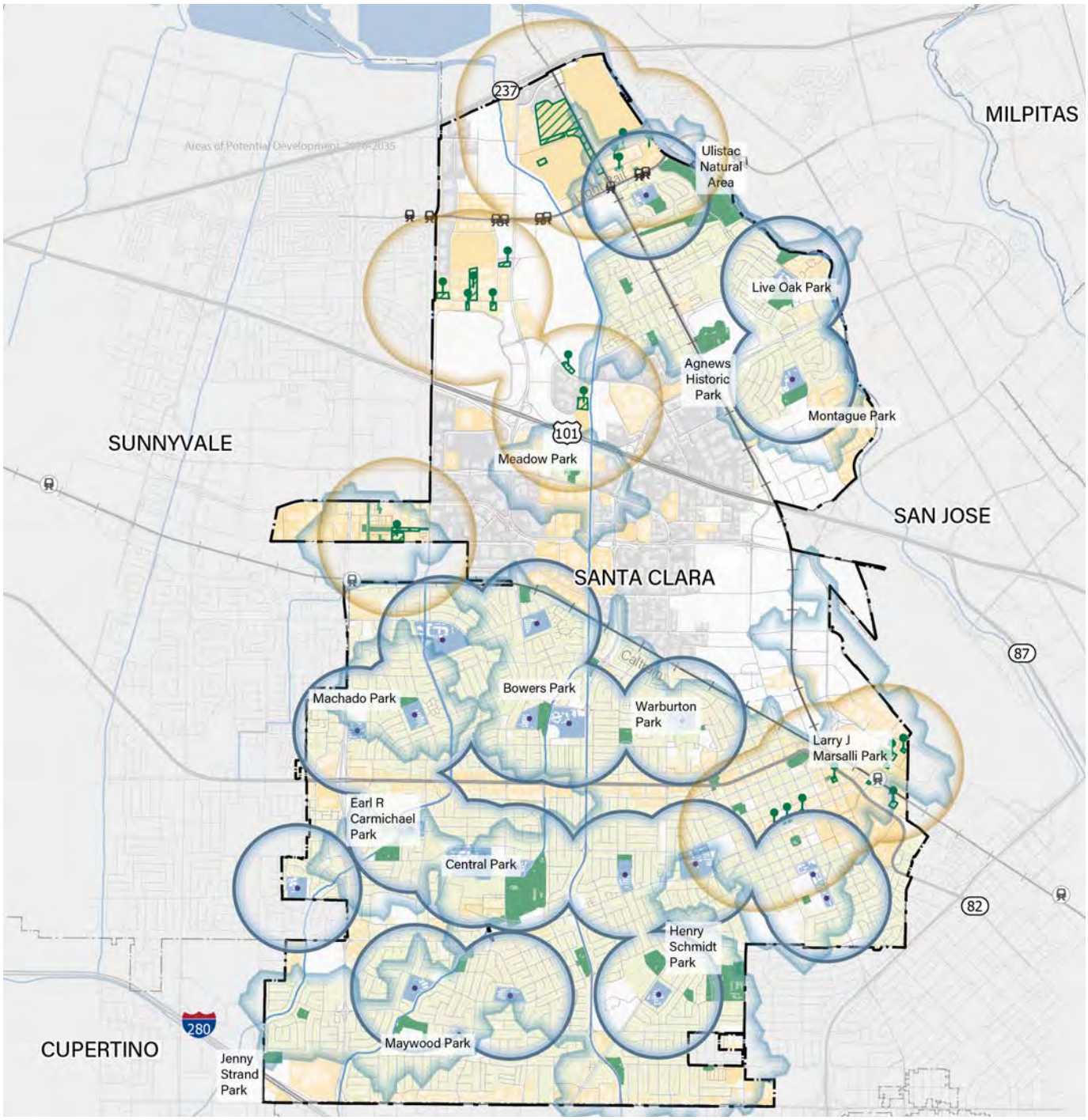

Source: City of Santa Clara, General Plan, Specific Plans

0 0.1 0.3 0.5 Miles

- 1/2 Buffer from Potential Joint-use Facilities
- 10 Minute Walkshed (1/2 mile) from Neighborhood, Mini and Community Parks
- 1/2 Mile Buffer from Planned Parks
- Existing Residential Land Use
- **General Plan Growth Areas**
- Future Residential or Mixed Use
- Future Office / R&D
- City of Santa Clara Park
- Planned Park
- Potential Parks
- SCUSD School
- CalTrain
- Cities
- Creeks
- VTA Light Rail

Park Type Standards

Park Type Standards provide clear guidelines for the planning and design of Santa Clara's park system. They establish expectations for amenities and promote a consistent level of service across neighborhoods. By tailoring requirements to each park's intended role and community context, this framework advances equitable access, high-quality recreational experiences, and sustainable development practices.

For each park type, standards are provided in a set of categories, as follows:

- Size & Shape
- Use Duration
- Location Characteristics
- Access
- Parking
- Required Amenities
- Optional Amenities
- Landscape Features

Standards indicate what park users can expect from each park type, and guide the creation of future parks and enhancements to existing parks.

Note: Due to the unique characteristics of Santa Clara's parks, not all sites will meet every definition or amenity requirement. These standards should be applied with discretion, taking into account site constraints and community needs. This applies to private and publicly developed parks.

Parks and plazas in urban districts play a vital role in enhancing livability and vibrancy. Though often compact, these spaces can be highly amenitized, with thoughtful design that maximizes usability and comfort. In addition to traditional park features, they may incorporate distinctive seating and shade structures, interactive installations or art, and creative landscaping. Their greatest value often comes from their location and context—embedded within walkable urban areas, they offer convenient places for rest, social interaction, and casual recreation.

When designed intentionally and strategically, parks in urban areas become vibrant, functional, and well-used components of the broader park system.

These mini parks and plazas incorporate interesting and aesthetic design choices, artwork, plantings, seating and rest options, and other strategic amenities at a smaller scale. They are embedded in and add to the surrounding urban environment.

Destination Parks

SIZE & SHAPE

- Typically 20 acres or greater
- Configuration must create functional community -wide access, gathering and recreational space

USE DURATION

- 1 to 4 hours

LOCATION CHARACTERISTICS

- May be adjacent to schools, libraries, other community facilities, and commercial and mixed-use activity centers

ACCESS

- Connection to transit stations, sidewalks, bikeways, and trails
- Frontage on at least two streets
- Primary access and parking should be from a collector or arterial roadway; secondary access may be from local neighborhood streets

PARKING

- On-site parking lot(s), sized based on amenities
- Street parking
- Bike parking

REQUIRED AMENITIES

- At least one community active-use amenity, such as a sport court or field (lighted or unlighted), aquatic facility, or park building
- At least one special recreation amenity, such as a dog park, amphitheater, skate and/or bike park, etc.
- Unique, thematic, or innovative playground equipment or comparable creative play environment that is universally accessible
- Open lawn for multiuse recreation and unstructured play
- Accessible walking path, loop, and/or trail
- Reservable and drop-in picnic areas, preferably shaded and with barbecues
- At least two restrooms
- Site furnishings including seating, drinking fountains, and trash receptacles
- Signage, including site identification, wayfinding, and regulation signs

Destination amenities are important features of destination parks (Central Park, above).

OPTIONAL AMENITIES

- Indoor recreation facility, gymnasium, or community center
- Aquatic facility
- Additional recreation facilities such as skate and/or bike park or outdoor fitness equipment
- Outdoor amphitheater with covered stage
- Environmental education facility
- Interpretive trail with signage or environmental education facility
- Community, demonstration, or pollinator garden(s)
- Designated space for concessions
- Public art
- Storage or maintenance building(s) and lockable trash enclosure with dumpster, architecturally complementary with the rest of the park and located area away from main park attractions

LANDSCAPE FEATURES

- Large shade trees should be plentiful, aiming for a tree canopy of at least 25% of the site at maturity. Distinct trees and/or planting areas in key areas to establish stronger park identity, such as park entrances/gateways and central gathering places
- Natural turf areas designed for multipurpose active and passive recreation activities
- In passive areas, climate-ready plant species that are native, drought-tolerant, and/or habitat-supporting
- Approximately 50-60% of the site should be relatively level, and usable
- Existing natural features should be preserved and incorporated into park design, when practical and possible

Plentiful large shade trees are essential for park comfort (Central Park, above).

Community Parks

SIZE & SHAPE

- Typically 5 to 20 acres
- Smaller sites may be acceptable due to site-specific conditions or inclusion of key amenities
- Configuration must create functional community-wide access, gathering and recreational space

USE DURATION

- 1 to 3 hours

LOCATION CHARACTERISTICS

- Typically, adjacent to schools, libraries, other community facilities, and commercial and mixed-use activity centers
- Distributed across the City

ACCESS

- Served by the City's public transportation network, including bus routes, bikeways, and trials
- Street frontages at site boundary wherever possible, including frontage on at least two major streets

PARKING

- On-site parking lot(s). Sized based on amenity needs
- On-street parking
- Bike parking

REQUIRED AMENITIES

- At least one community active-use amenity, such as a sport court or field (lighted or unlighted), aquatic facility, or park building
- At least one special recreation amenity, such as a dog park, amphitheater, skate and/or bike park, etc.
- Unique, thematic, or innovative playground equipment or comparable creative play environment that is universally accessible
- Accessible walking path, loop, and/or trail
- Open lawn for multiuse recreation and unstructured play
- Reservable and drop-in picnic area, preferably shaded
- Restrooms
- Site furnishings including seating, drinking fountains, and trash receptacles
- Signage, including site identification, wayfinding, and regulation signs

Restrooms are necessary for Community Parks (Earl R. Carmichael Park, above).

OPTIONAL AMENITIES

- Indoor recreation facility, gymnasium, or community center
- Aquatic facility
- Additional active use amenities (such as sports courts and fields)
- Interpretive trail with signage or environmental education facility
- Community, demonstration, or pollinator garden(s)
- Public art
- Storage or maintenance building(s) and lockable trash enclosure with dumpster, architecturally complementary with the rest of the park and located away from main park attractions

LANDSCAPE FEATURES

- Large shade trees should be plentiful, aiming for a tree canopy of at least 25% of the site at maturity
- Natural turf areas designed for multipurpose active and passive recreation activities
- In passive areas, climate-ready plant species that are native, drought-tolerant, and/or habitat-supporting
- Approximately 75-80% of the site should be relatively level, and usable
- Existing natural features should be preserved and incorporated into park design

Ball fields and other active use amenities are required at community parks (Henry Schmidt Park, above).

Neighborhood Parks

SIZE & SHAPE

- Typically 1 to 5 acres
- Proportions must create functional community gathering and recreational spaces. If linear, width should be a minimum of 90 feet

USE DURATION

- 1 to 2 hours

LOCATION CHARACTERISTICS

- Central to the neighborhoods they serve with residential or school adjacent land uses. Relevant considerations include proximity to other park sites and trail connections

ACCESS

- Connected to bikeways and trails, where feasible
- Typically two street frontages, with sidewalks
- Minimal access barriers, including fencing, steep slopes, or major arterial roads

PARKING

- Street parking.
- On-site parking if needed to support amenity or where street parking is inadequate
- Bike parking

REQUIRED AMENITIES

- Playground(s) with creative play environment including several elements of play for ages 2-12
- Accessible walking loop
- Open lawn for multiuse recreation and unstructured play
- At least one active-use full sports court or field,
- Dispersed picnic facilities, including tables shaded by trees or shade structures
- Site furnishings, including seating, drinking fountains, and trash receptacles
- Signage, including site identification and regulation signs

OPTIONAL AMENITIES

- Restroom or access to restroom in adjacent facility
- Small sports amenity (table tennis, cornhole, bocce, or similar)
- Amphitheater
- Par course or fitness stations
- Splash pad
- Community garden
- Barbecues
- Public art
- Additional sports court or field

LANDSCAPE FEATURES

- Large shade trees should be plentiful, aiming for a tree canopy of at least 25% of the site at maturity. Distinct trees and/or planting areas should be placed at park entrances and central gathering places to establish park identity
- Natural turf areas designed for multipurpose active and passive recreation activities
- In passive areas, climate-ready plant species that are native, drought-tolerant, and/or habitat-supporting
- At least 80% of the site should be relatively level, and usable
- Existing natural features should be preserved and incorporated into park design, when practical and possible

Playgrounds are a required element for neighborhood parks (Thamien Park, above; Homeridge Park, below).

Mini Parks & Plazas

SIZE & SHAPE

- Typically 0.5 to 1 acre
- Proportions must create functional community gathering and recreational space. If linear, width should be a minimum of 90 feet

USE DURATION

- 30 minutes to 1 hour

LOCATION CHARACTERISTICS

- Embedded within neighborhoods or urban districts
- At trailheads or access points to open space

ACCESS

- Served by adjacent sidewalks.
- Frontage on two or more streets is preferable; one street frontage is acceptable

PARKING

- Street parking
- Bike parking

REQUIRED AMENITIES

- Site furnishings including seating and trash receptacles
- Signage, including site identification and regulation signs
- At least three of the recreation amenities identified as “optional”

OPTIONAL AMENITIES

- Playground equipment or comparable creative play environment
- Open lawn for multiuse recreation and unstructured play
- Small sports amenity (table tennis, cornhole, bocce, or similar)
- Plaza or gathering space
- Picnic areas with table games
- Shade structures
- Water features or splash pads
- Par course or fitness stations
- Public art

LANDSCAPE FEATURES

- Shade structures and trees should be plentiful, aiming for a canopy of at least 25% of the site. Distinct trees and/or planting areas should be placed at park entrances or in central gathering places to establish park identity
- In passive areas, plant species that are native, drought-tolerant, and/or habitat-supporting

Site furnishings, trees and plantings, and synergy with the surrounding neighborhood make mini parks and plazas functional and inviting, even with small footprints (Vincent Fiorillo Park, left above; LSAP Park, right above; mini park in the Tasman East neighborhood, right middle; Civic Center Park, below).

Special Use Parks

SIZE & SHAPE

- Variable, dependent on purpose and available land
- Configuration must create functional community-wide access, gathering and recreation space

USE DURATION

- Variable, dependent on purpose

LOCATION CHARACTERISTICS

- Variable, dependent on purpose

ACCESS

- Connected to bikeways and trails where feasible.
- At least two street frontages

PARKING

- On-site and/or street parking, dependent on purpose
- Bike parking

REQUIRED AMENITIES

- Community-wide amenities and facilities (e.g. skate and/or bike park, dog park, golf course, community garden, cemetery, historic site)
- Site furnishings including seating, drinking fountains, and trash receptacles
- Signage, including site identification and regulation signs

OPTIONAL AMENITIES

- Playground equipment or comparable creative play environment
- Accessible walking loop
- Open lawn for multiuse recreation and unstructured play
- Picnic areas
- Restroom(s)
- Public art

LANDSCAPE FEATURES

- Large shade trees should be plentiful, aiming for a tree canopy of at least 25% of the site at maturity. Distinct trees and/or planting areas in key areas to establish stronger park identity, such as park entrances/gateways and central gathering places
- Climate-ready plant species that are native, drought-tolerant, and/or habitat-supporting
- Approximately 50-60% of the site should be relatively level, and usable
- Existing natural features should be preserved and incorporated into park design, when practical and possible



Special Use Parks have one or more unique primary amenity, such as a skate park or dog park (upper and lower left), or a historic site (right).

Sports Parks

SIZE & SHAPE

- Typically 10 to 55 acres
- Configurations must create functional community-wide access, gathering and recreation space

USE DURATION

- 1 to 4 hours, including nighttime use

LOCATION CHARACTERISTICS

- Distributed throughout the City
- May be adjacent to schools, libraries, other community facilities, and commercial and mixed-use activity centers

ACCESS

- Connected to the City's transportation system.
- A minimum of two major street frontages is desirable
- Direct connection to sidewalks, bike routes, and trail system

PARKING

- On-site parking lot(s), sized based on amenities
- Street parking
- Bike parking

REQUIRED AMENITIES

- Lighted recreation amenities (e.g. aquatic facility, soccer fields, baseball/softball fields). Multiple fields/sites should be included to enable tournament play
- At least two restrooms
- Site furnishings, including seating, drinking fountains, and trash receptacles
- Signage, including site identification, wayfinding, and regulation signs

OPTIONAL AMENITIES

- Playground equipment or comparable creative play environment
- Spectator seating
- Reservable picnic site or multipurpose building
- Concession
- Public art
- Integrative public address system
- Storage or maintenance building(s) and lockable trash enclosure with dumpster, architecturally complementary with the rest of the park

LANDSCAPE FEATURES

- Trees should be appropriately sized and placed to provide shade and complement the functionality of the sports facility
- Climate-ready plant species that are native, drought-tolerant, and/or habitat-supporting
- All areas designated for sports will be flat, level, and usable

Sports parks are dedicated to ball fields, courts, or aquatics facilities (Reed and Grant Sports Park, above).

Natural Areas & Greenways

SIZE & SHAPE

- Typically 20 acres or greater
- Variable shape, responsive to natural features
- Wide enough to accommodate both a multiuse trail and a natural or park-like environment, with greater width and amenities at entry points or connections
- Configuration must create functional community-wide access, gathering and recreation space

USE DURATION

- 30 minutes to 3 hours

LOCATION CHARACTERISTICS

- Encompassing undeveloped land and natural features (hillsides, marshlands, creek corridors, etc.)
- May be adjacent to parks, facilities, and trails

ACCESS

- Direct connections to sidewalks, bike facilities, and trail system
- Trailheads with parking should have pedestrian and bike access
- Appropriate crosswalks, speed tables, and signage should be implemented at intersections

PARKING

- Street parking
- Bike parking

REQUIRED AMENITIES

- Seating and trash receptacles at entry points
- Signage, including site identification, wayfinding, and regulation signs
- Trails that accommodate multiple uses, including hiking and biking

OPTIONAL AMENITIES

- Viewpoints
- Interpretive signage
- Restroom(s)
- Dispersed picnic areas
- On-site parking lot(s)
- Outdoor fitness equipment

LANDSCAPE FEATURES

- Undeveloped areas should be preserved in a natural state while mitigating invasive species
- Assess and track vegetation; implementing maintenance and management standards to mitigate potential fuel loads and fire risks
- Trees for shade and windbreaks
- No planting should impede sight lines or hinder view into the greenway or trail
- Climate-ready plant species that are native, drought-tolerant, and/or habitat-supporting
- Existing natural features should be preserved and incorporated into park design, when practical and possible

Note: Open spaces and greenways are not eligible for developer credit.

Ulistac Natural Area is Santa Clara's signature public open space, featuring natural vegetation, nature trails, and interpretive signage.

Joint-use Sites

Joint-use sites, stand-alone schools that also function as public parks or recreation amenities, can expand recreation opportunities in Santa Clara and significantly help meet community needs. Partnership and communication between entities can allow for improved recreational services for both students and residents—all part of the Santa Clara community.

A strong joint-use agreement is essential to ensure a fair, mutually beneficial arrangement. Such agreements should be transparent, community-facing documents that highlight access and partnership, clearly define maintenance and operational responsibilities, outline cost-sharing for capital improvements. Some level of City investment in school sites is necessary to ensure an equitable agreement that creates functional and appealing recreation opportunities, balancing student needs during school hours and general community needs after hours and during school breaks.

Fencing at a joint-use site should enforce any necessary separation, while maintaining sight lines and a cohesive feeling between the areas of the site.

Successful Park-School Design Considerations

Creating successful joint-use facilities requires a thoughtful balance between safety, accessibility, and community benefit. During school hours, sites must ensure a secure environment for students, while outside those times, they should invite the public to enjoy the space with ease. Well-planned access points and fencing can achieve both goals—protecting children while signaling openness beyond the school day. Clear signage, welcoming entrances, and consistent public hours help reinforce when and how the community can engage with the space.

Parks and schools that directly border each other can provide mutual benefits by leveraging the distinct amenities each offers. Municipal parks typically include restrooms, picnic areas, walking paths, and other spaces for passive enjoyment, in addition to key active recreation facilities where space allows. School grounds often feature sports fields, courts, playgrounds, and other active recreation amenities but lack areas for comfort and relaxation. Through collaboration and intentional design, the City and school district can create a cohesive site that is safe, welcoming, and functional, offering a wide array of recreational opportunities beyond what either could provide independently.

Figure 4.4 illustrates the potential of an integrated park-school adjacency, showing how such a site can function as a cohesive joint-use area during non-school hours while maintaining necessary security during school hours. The amenities at each site complement one another, offering visitors a wide range of recreational options. Key elements of a successful design include clear signage, established standards and rules around use times, and thoughtfully designed barriers where necessary.

FIGURE 4.4 | Design Guidelines for Successful Park-School Adjacency

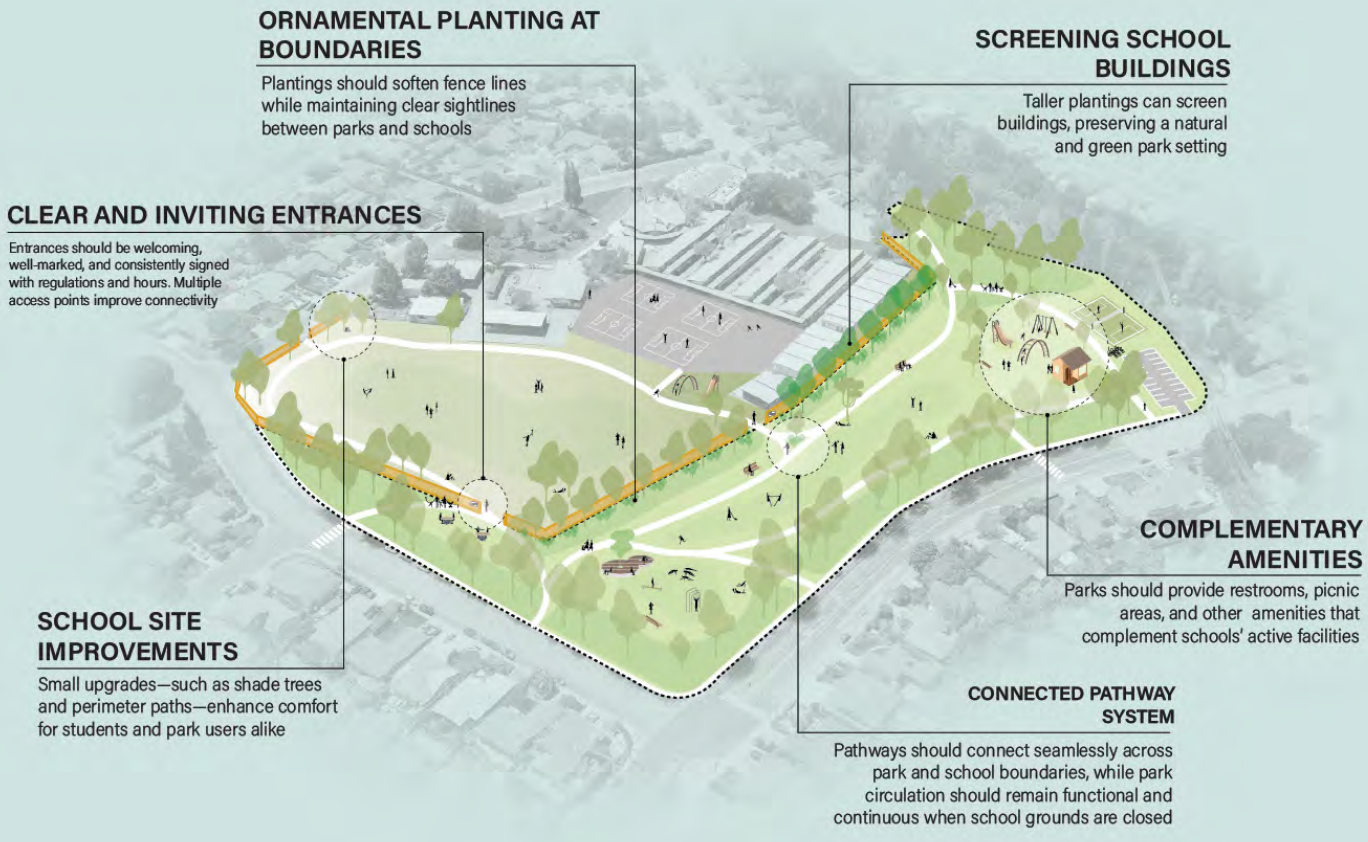

Park Improvement Strategy

A Park Improvement Strategy provides a structured approach to upgrading and enhancing the City's park system to ensure it meets current and future community needs. By organizing improvements into three categories, the strategy prioritizes maintaining existing resources, strategically enhancing functionality, and undertaking visionary transformations. This framework allows for a clear understanding of the scope, goals, and investment required for each type of improvement, while also aligning upgrades with community aspirations and long-term objectives.

PRESERVING WHAT WE HAVE

This category includes essential park improvements necessary to keep the park system operational. This encompasses routine maintenance, repairs, repainting, replanting, "lifecycle replacements" (such as replacing aging amenities or infrastructure), and removing accessibility barriers for individuals with disabilities. The focus of this category is to maximize the use of existing resources, with the primary objective of preserving the City's current investments.

Fuller Street Park would benefit from added seating, shaded areas, vegetation, and other plantings. Repurposing a portion of the open lawn space for alternative uses could be beneficial.

Preserve:

- Bill Wilson, Jr. Park
- Bracher Park
- City Plaza Park
- Civic Center Park
- Creekside Park
- Everett Alvarez Jr. Park
- Everett N. "Eddie" Souza Park
- Fuller Street Park
- Geof Goodfellow Sesquicentennial Park
- Henry Schmidt Park
- Live Oak Park
- LSAP Parks
- Meadow Park
- Memorial Cross Park
- Montague Swim Center
- Reed and Grant Sports Park
- Rotary Park
- Thamien Park
- Thomas Barrett Park
- Vincent Fiorillo & Family Park
- War Memorial Playground
- Warburton Park
- Westwood Oaks Park

IMPROVING WHAT WE HAVE

This category encompasses park upgrades designed to enhance functionality, visitor experience, and recreational opportunities. While these updates generally do not significantly alter the park's overall character or layout, they may involve improving existing features, adding new amenities, or implementing other strategic changes to enrich the park experience. Such improvements often require substantial funding.

Improve:

- Agnew Park
- Agnews Historic Park
- Bowers Park
- Central Park
- Earl R Carmichael Park
- Fairway Glen Park
- Fremont Park
- Homeridge Park
- Jenny Strand Park
- Lick Mill Park
- Machado Park
- Mary Gomez Park
- Maywood Park
- Montague Park
- Parkway Park
- Raymond G. Gamma Dog Park
- Steve Carli Park
- Ulistac Natural Area

Maywood Park would benefit from basic repairs and a reorganization of its layout. Key ideas include creating a walking loop, moving the play area to the west near the amphitheater, turning the current play area into a fitness node, grouping picnic areas on the east side, hosting small events, adding an off-leash dog area in the west corner, and exploring changes to the parking layout.

ENVISIONING ENHANCEMENT

Parks in this category are identified as prime candidates for extensive upgrades, which may include major renovations or complete redesigns to deliver entirely new park experiences. This typically encompasses full park overhauls, land acquisitions, and the development of new parks. Parks in this category generally fall short of meeting current community needs and require comprehensive renovation to address gaps. These projects typically begin with a master planning process to assess existing conditions, understand community priorities, and develop a new design. While often the costliest, these projects provide the greatest flexibility to bring trending recreational opportunities to the community.

Envision and Enhance:

- Larry J. Marsalli Park
- City Park North
- Future planned parks

Larry J. Marsalli Park would be improved with better screening from the adjacent highway, additional connection points and entrances, and a repurposing of the existing lawn space for new amenities.

Typical Park Improvements

The specific improvement needs at individual park sites are unique and should be clarified through a detailed site design and a community engagement process. However, the following improvements have been identified and prioritized through site assessments and community input as common improvement needs in many parks throughout Santa Clara.

1. Repurpose underutilized areas for **new recreational amenities**

2. Install complete **walking loops** in parks

3. Provide additional **seating, shade, and trash receptacles**

4. Plant more **diverse vegetation and trees**

5. Enhance and **modernize restrooms**

6. Install educational and wayfinding **signage**

7. Connect **trails to parks** and provide **trailhead amenities**

8. Provide **screening from major streets**

Park improvements can create unique spaces and experiences for Santa Clarans.

4.3 INDOOR RECREATION FACILITY NEEDS

Improving Existing Facilities

Making improvements to existing facilities helps ensure they remain safe, accessible, and functional, while modernizing spaces to better meet evolving needs. This plan makes the following recommendations for Santa Clara's existing facilities. These recommendations are fully detailed in Appendix E: Facilities Assessment.

The Senior Center, like the Community Recreation Center and Youth & Teen Center, requires routine maintenance to ensure ongoing functionality. There is an opportunity to make additional improvements and expand facilities to better serve programs and community use.

COMMUNITY RECREATION CENTER

- Address deferred maintenance
- Renovate interior finishes, furniture, and lighting and update mechanical and electrical systems
- Enclose or protect courtyard to provide more program space
- Expand building footprint where possible; add community hall
- Expand and enhance program spaces

SENIOR CENTER

- Address deferred maintenance
- Reenvision layout of rooms for efficiency, flexibility, and expanded capacity
- Update finishes, furniture, and lighting
- Evaluate and upgrade HVAC systems to allow the facility to efficiently function as designed, including operating as a warming and cooling center

YOUTH & TEEN CENTER

- Address deferred maintenance
- Add acoustic separation and new dividers in programming spaces
- Reenvision layout for efficiency and flexibility
- Update finishes, furniture, and lighting
- Update security technology

Recreation Needs

The national average for square feet of indoor recreation facilities per population is approximately 0.75 SF per resident. In 2025 Santa Clara had 0.67 SF per resident (NRPA 2025 Agency Performance review). This is similar to some surrounding and comparable communities (Sunnyvale has 0.68 SF per resident and San Mateo has 0.62 SF per residents), while others meet and exceed the national average (Mountain View: 1.23 SF per resident; Daly City: 1.07 SF per resident). Additionally, the average for a gymnasium multiuse court is 1 per 38,924 residents nationally. Santa Clara has no gymnasiums as of 2025.

Considering projected population growth and community need, it is estimated that Santa Clara will need approximately 70,000 additional square feet of indoor facility space in 2035. This plan recommends the following:

- **Expansion** of the **Community Recreation Center**: 5,000 to 10,000 square feet
- **New library & recreation center** in **north Santa Clara**: 20,000 to 25,000 square feet of indoor recreation space
- **New** recreation facility with a **multi-court gymnasium**: 38,000 to 43,000 square feet

In addition, the City should pursue community access to additional gymnasiums through partnerships with the school districts, Mission College, or other public or private partners.

This plan recommends two new recreation facilities, a health and wellness center and a facility with a gymnasium, to help meet the projected indoor recreation needs.



The Community Recreation Center courtyard is a space that could be redesigned to better serve residents' needs.

New Facilities

NORTH LIBRARY AND COMMUNITY CENTER

To provide needed indoor recreation space on the developing north side of the City, a multigenerational health and wellness center and library are envisioned. Altogether, this facility should have approximately 20,000 to 25,000 square feet of indoor recreation space as well as a library branch. The recreation space would include a community center, gym and fitness area.

Proposed Features

- 20,000 to 25,000 SF of indoor recreation space
- Library & Community Center
- Senior recreation & programming
- Health and Wellness Center/fitness
- Active recreation
- Lobby/reception

RECREATION FACILITY WITH GYMNASIUM

This Plan recommends a future facility with approximately 38,000 to 43,000 square feet that includes a minimum of one multi-court gymnasium and spaces to support athletic, health and wellness classes and drop-in recreation. This gym should be located for convenient access for all residents.

Proposed Features

- 38,000 to 43,000 SF
- Up to 3 gymnasiums
- Fitness/dance studio
- Fitness/cardio space
- Lobby/reception
- Staff offices

This Plan recommends that the City add a library and recreation center on the north side, with approximately 21,600 square feet of indoor recreation space, and a 38,000 to 43,000 square foot gymnasium-focused recreation center. Examples from other communities are shown here.

4.4 AQUATIC NEEDS

Aquatics Level of Service

The three competitive pools at the ISC and the seven recreation pools distributed throughout the City currently provide residents with one competitive pool per 44,532 residents and one recreation pool per 19,085 residents. Per capita, Santa Clara has five times more recreational pools and 2.5 times more competitive pools than the national average for similar sized cities.

At a Citywide scale, Santa Clara is well-served by aquatic facilities. However, existing facilities are concentrated in southern Santa Clara with limited access in northern neighborhoods. Additionally, many aquatics facilities are aging, with deferred maintenance and insufficient funding. There is an opportunity to better serve the community's aquatics needs, now and in the future.



The International Swim Center (top left), Senior Center pool (top right), and Warburton Pool (above) are each recommended for improvements.

A Vision for the Future of Santa Clara Aquatics

Figure 4.5 illustrates a potential future concept for aquatics in Santa Clara. This approach proposes phasing out two of the City's smaller, aging pools to allow for the development of larger, upgraded facilities.

This concept aims to:

- **Better distribute aquatic facilities** throughout the community.
- Deliver **larger, modern aquatic centers** that can support a **broader range of recreational and competitive amenities** than smaller neighborhood parks.
- Focus City resources, enabling **funding to be more strategically allocated** and balanced across all recreational needs.
- **Reevaluate** the existing **Montague Pool**, which is on school district property and doesn't have good access; and **Mary Gomez Pool**, which doesn't adequately meet the City's aquatic needs.

This concept would achieve an aquatic level of service of 1 competitive pool per 51,608 residents and 1 recreation pool per 38,706 residents by incorporating a new regional aquatics facility and repurposing the current pool space at Montague and Mary Gomez parks, shown in **Table 4.3.**

PROPOSED IMPROVEMENTS

Improved ISC

The ISC would maintain its 3 competitive pools, with necessary maintenance issues and upgrades addressed.

NEW WARBURTON AQUATIC FACILITY

Warburton Pool would be reimagined as a family-friendly aquatic facility. The existing 2 recreation pools would be consolidated and include other aquatic elements such as water play features.

NEW NORTH AQUATIC CENTER

A future north aquatic center is envisioned to have 2 recreation pools and potentially include elements like splash pads and water play features.

EXISTING SENIOR CENTER POOLS

The Senior Center aquatic facilities would remain as is with any necessary maintenance issues and upgrades addressed.

TABLE 4.3 | Aquatics Level of Service - Proposed

FACILITY TYPE	INVENTORY (2025)	FACILITIES (# OF POOLS)	LEVEL OF SERVICE (2035)	NATIONAL AVERAGE LEVEL OF SERVICE
PROPOSED				
Competitive Pool	3	ISC (3)	1 per 51,608 residents	1 per 110,270 residents
Recreation Pool	5	Future Regional Aquatics Facility (2) Warburton (1) Senior Center (2 + spa)	1 per 38,706 residents	1 per 111,385 residents

FIGURE 4.5 | Proposed Aquatic Center Service Area Map

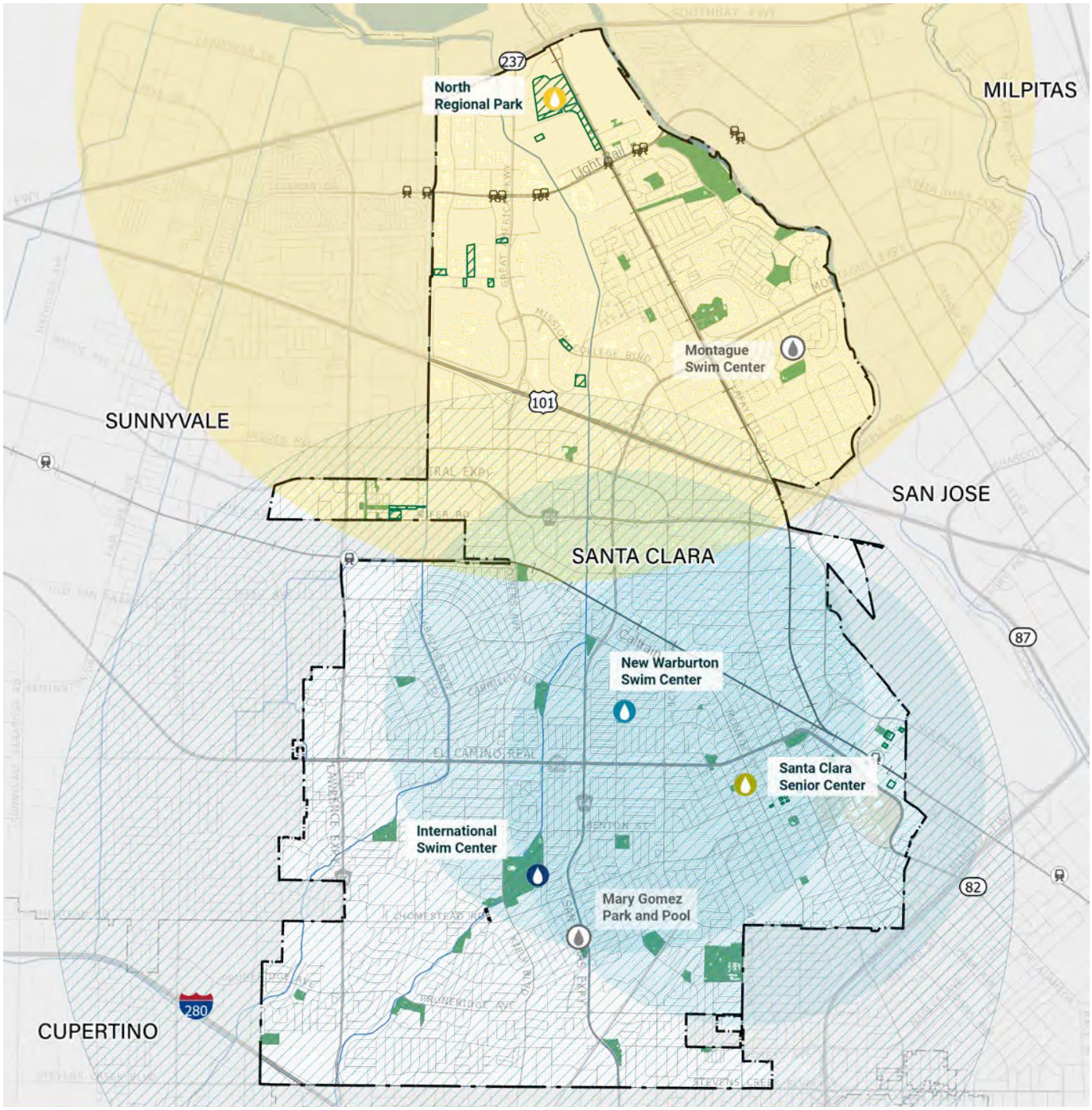

4.5 RECREATION PROGRAMMING NEEDS

High quality recreation programs serve all ages and abilities, foster social inclusion, and contribute to physical and mental well-being. They also help define a City's identity, bringing people together through shared activities and experiences. To remain relevant and effective, programming must continually evolve to reflect community needs, preferences, and participation trends. The following recommendations are intended to strengthen the quality, reach, and efficiency of Santa Clara's programming and help deliver high-value offerings that make the most of available resources:

- **Increase Participation:** Through ongoing participation data analysis, create strategies to expand participation from all geographical areas in programs and services offered by the department.
- **Expand Programs:** Expanding programming in areas of greatest unmet need is essential for delivering high-quality services. By prioritizing high-demand offerings and reducing low-interest programs, detailed in **Figure 3.4**: Top Priorities for Programs/Activities, staff can ensure resources are focused where they will have the greatest impact.
- **Program Evaluation Tools:** Pre- and post-program tools should be developed and utilized to evaluate the quality and success of the programs more fully.
- **Time Offerings of Programs:** Survey residents to determine the best time offerings by core program area and adjust time offerings based on the results.
- **Increasing Quality and Value:** Survey current participants to identify why quality and value scores fall below national benchmarks and take action to improve them.
- **Marketing:** Develop a formal marketing program that aligns with how residents would most like to receive information.
- **Partnerships:** Develop and implement a formal partnership policy to guide updates to existing agreements.

A variety of program offerings supports a diverse, changing, and vibrant City. Maintaining and expanding existing, popular programs, and implementing new programs to address resident needs, will help build the Santa Clara community and culture.

4.6 MAINTENANCE & SUSTAINABILITY RECOMMENDATIONS

Maintenance and sustainability are central to a thriving parks system, ensuring safety, accessibility, and enjoyment for all users. Recommendations focus on routine upkeep and proactive strategies to extend the life of parks and facilities while keeping the system resilient and vibrant:

- **Maintenance Management Plan:** Develop a comprehensive plan with clear outcomes and standards for each park, using findings from this plan as a guiding resource.
- **Community-Aligned Work Plans:** Align maintenance activities with both community satisfaction and priority.
- **Asset Management:** Implement an asset management system to track maintenance, prevent breakdowns, and capture actual costs of work performed.
- **Work Order Scheduling:** Use GIS to organize assets by location, type, or age and create preventive, reactive, or inspection tasks.
- **Mapping Tools:** Leverage GIS maps to visualize work orders and interact with asset data efficiently.
- **Data Mobility:** Provide staff with mobile tools to access and update maintenance information in the field.
- **Asset Lifecycle Tracking:** Monitor work performed on any asset throughout its lifecycle, including overdue tasks and contractor assignments.
- **Minimize Unproductive Time:** Analyze worker time for efficiency, including travel and idle time.
- **Equipment Investment:** Invest in new equipment as the park system grows.
- **Cost-Reduction Strategies:** Lower expenditures through volunteer programs and operational partnerships that share costs and responsibilities.
- **Construction Project Oversight:** Hire 2–3 project managers to manage bond-funded and ongoing lifecycle replacement projects.
- **Staffing Evaluation:** Assess hiring and retention practices and implement improvements to strengthen the workforce.

Functional and efficient maintenance equipment and teams ensure that the parks system is robust and thriving over time.

Checklist for Project Success

With numerous projects competing for attention, deciding which initiatives to pursue can be challenging. Without clear criteria, prioritization can seem subjective and inconsistent, making it difficult to allocate resources effectively. The following criteria provides a structured framework to both evaluate and shape projects within the broader vision for Santa Clara's Parks and Recreation system. The same criteria can also be used to drive project definition and design, ensuring that community value is being achieved.

- **Community Priority:** Reflects public interest and community engagement findings.
- **Resolves Deficiency:** Fills gaps in amenities or programs and supports future growth.
- **Equity:** Improves access for underserved populations and across areas.
- **Functionality, Condition & Safety:** Addresses infrastructure issues and enhances operations.
- **Environmental Sustainability:** Supports water conservation, biodiversity, or resilience.
- **Operational Efficiency & Sustainability:** Reduces costs, increases cost recovery, and preserves investments.
- **Feasibility:** Considers cost, funding, partnerships, and staff capacity.

MAGICAL BRIDGE PLAYGROUND, CENTRAL PARK | SANTA CLARA, CA

Realizing Our Vision

5.1 ACTION PLAN

Given limited staffing and financial resources, the plan's recommendations are intended to be implemented strategically over the next decade and beyond. **Table 5.1: Action Plan** provides a long-term implementation framework, translating the goals, policies, and improvement recommendations from Chapter 4 into a clear and actionable roadmap that considers both capital investments and ongoing operational needs.

The Action Plan is designed to support informed decision-making by helping the City prioritize projects, align resources with community priorities, and thoughtfully sequence investments over time. It is intended to guide capital improvement programming and annual budgeting efforts, while linking project timing and feasibility to potential funding opportunities.

Earl Carmichael Park is slated for near-term improvements that would enhance park comfort, functionality and condition, and introduce new amenities.

Costs

Table 5.1: Action Plan includes high-level capital and operational cost estimates for each recommended action. These estimates are intended to serve as broad, planning-level guidance to assist the City in evaluating priorities and allocating resources. They are not precise figures and will require refinement through future feasibility studies, design efforts, and detailed cost analysis.

Note: All costs are presented in 2025 dollars. A 3 to 5 percent annual escalation is recommended to account for inflation.

CAPITAL COSTS

Capital investments include improvements to existing parks and facilities, as well as the development of new parks, facilities, and amenities. Understanding these costs is essential to incorporating projects into the City's capital improvement program and long-term financial planning. Costs associated with planning and design of new parks and park improvements are also included in this category.

Full implementation of the vision outlined in this Master Plan is estimated to require between **$618 and $850 million** in total capital investment. Of this amount, approximately **$194 to $258 million** is attributable to the acquisition of additional parkland needed to achieve the City's park acreage level-of-

service goal (see page 78 for additional detail).

OPERATIONS & MAINTENANCE COSTS

In addition to one-time capital investments, the recommendations in this Master Plan will result in ongoing costs associated with continued maintenance, enhanced operations, and expanded programming. Typical maintenance activities include landscape care, irrigation operation and repair, and the upkeep or replacement of park amenities and facilities. Operational costs include implementing programs and events, identifying and securing funding, upgrading City systems, construction management, and overall project coordination.

Based on the recommendations in this plan, full implementation would require an estimated **$4 to $7 million in additional annual operations and maintenance funding**. Approximately two-thirds of this cost is associated with the additional staffing needed to support expanded or improved facilities, services, and programs. This equates to an estimated **32 to 55 additional full-time equivalent (FTE)** positions to fully support implementation of the Master Plan over time.

Total Cost of Ownership

Every park and recreation amenity requires not just an initial investment to build, but a reliable stream of funding to keep it safe, attractive, and functional over the long term. True costs extend beyond construction to include lifecycle improvements, routine and preventative maintenance, utilities, and staffing impacts. By considering both direct and indirect expenses, this section helps the City develop a more complete picture of the resources required. The goal is to ensure that financial planning supports a sustainable strategy—one that preserves the community's investment and maintains a high-quality parks and recreation system for generations to come.

CAPITAL INVESTMENT

+

OPERATIONS + MAINTENANCE

+

LIFECYCLE REPLACEMENTS

=

TOTAL COST OF OWNERSHIP

Phasing

Implementing this plan requires significant investment. A strategic approach to phasing capital projects ensures that resources are prioritized, allocated efficiently, and applied in a realistic, achievable manner.

Table 5.1: Action Plan assigns each recommendation to one of the following phases:

- Ongoing (spans all phases)
- Short-Term (1-5 years)
- Mid-Term (6-10 years)
- Long Term (11+ years)

Note: Ongoing projects are distributed evenly across all phases.

Phases were determined based on a combination of community need and project feasibility. Recommendations that have the greatest impact on meeting community needs (as identified in Chapters 3 and 4) and are more readily achievable were placed in near-term phases. Projects requiring substantial funding or with slightly lower immediate impact were scheduled for later phases.

Estimated investment by phase:

Short-Term (1-5 years):

- Estimated Capital Cost: $185M-260M
- Estimated Annual Operational Cost: $650K-1.2M

Mid-Term (6-10 years):

- Estimated Capital Cost: $248M-327M
- Estimated Annual Operational Cost: $1.2M-2.0M

Long Term (11+ years):

- Estimated Capital Cost: $185M-263M
- Estimated Annual Operational Cost: $2.2M-4.1M

TABLE 5.1 | Action Plan (1 of 4)

#	RECOMMENDATION	PROJECT TYPE	ESTIMATED CAPITAL COST	ESTIMATED ANNUAL OPERATIONAL COST	PHASE	NOTES
1	**PARKS**					
1.1	**Improve Existing Parks**		**$43M-63M**	**Varies**		
1.1.1	Enhance park comfort and functionality by providing adequate comfort amenities, walking loops, and incorporating universal design principles.	Capital Improvement; O&M	See 1.1	Varies	Ongoing	Capital costs for park improvements are aggregated (see line 1.1). Costs are estimated per acre, with assumptions tied to park type and tier within the Park Improvement Strategy (see pp. 102-104). Operational costs are dependent on project specifics. Some improvements may increase operational costs while others may decrease.
1.1.2	Improve the condition and functionality of existing parks in alignment with the Kitchell Report and the Park Improvement Tiers identified in this plan.	Capital Improvement; O&M	See 1.1	Varies	Ongoing	
1.1.3	Provide deficient and high-priority amenities in new parks, existing parks or through joint-use agreements.	Capital Improvement; O&M	See 1.1	Varies	Near/ Mid-Term	

TABLE 5.1 | Action Plan (2 of 4)

#	RECOMMENDATION	PROJECT TYPE	ESTIMATED CAPITAL COST	ESTIMATED ANNUAL OPERATIONAL COST	PHASE	NOTES
1.2	**Provide New Parks***		**$359M-499M**	**$2M-4M**		
1.2.1	Support the development and operation of the parks planned as part of future development.	Capital Improvement; O&M	$30M-40M	$420K-875K	Ongoing	It is assumed that all 35 acres of parks identified in specific and master plans are delivered.
1.2.2	Establish a clear vision, plan, develop and operate 35-acre new park in north Santa Clara.	Policy/ Planning; Capital Improvement; O&M	$75M-102M	$420K-875K	Ongoing	
1.2.3	Obtain land for 86 acres of additional parkland through acquisition, future development, or joint-use agreements, prioritizing park access gaps.	Capital Improvement; O&M	$194M-258M	N/A	Near/ Mid-Term	Costs assume 50% of park acreage would be joint-use.
1.2.4	Develop and operate 86 acres of additional parkland, prioritizing park access gaps.	Capital Improvement; O&M	$60M-99M	$1M-2M	Long-Term	
2	**RECREATION FACILITIES**					
2.1	**Enhance Existing Indoor Facilities**		**$63M-85M**	**Varies**		
2.1.1	Remodel/expand Community Recreation Center, and operate.	Capital Improvement; O&M	$38M-53M	Varies	Mid/ Long-Term	Operational costs are dependent to project specifics. Some improvements may increase operational costs while others may decrease.
2.1.2	Remodel Senior Center, and operate.	Capital Improvement; O&M	$25M-32M	Varies	Mid-Term	
2.1.3	Remodel Youth & Teen Center, and operate.	Capital Improvement; O&M	N/A	Varies	Mid/ Long-Term	Costs not provided since facility is located on School District property.
2.2	**Provide New Indoor Facilities**		**$89M-107M**	**$1.6M-2.3M**		
2.2.1	Construct and operate proposed north Santa Clara Library/Recreation Center.	Capital Improvement; O&M	$36M-40M	$540K-760K	Mid/ Long-Term	Assumes capital costs will be covered by the developer.
2.2.2	Construct and operate proposed recreation center with gymnasium.	Capital Improvement; O&M	$53M-67M	$1M-1.5M	Mid/ Long-Term	
2.2.3	Seek opportunities for additional indoor recreation access through partnerships.	Planning/ Policy	$0	$15K-25K	Ongoing	

**See Section 4.2: Park & Open Space Needs on page 78 for details on park acreage needs.*

TABLE 5.1 | Action Plan (3 of 4)

#	RECOMMENDATION	PROJECT TYPE	ESTIMATED CAPITAL COST	ESTIMATED ANNUAL OPERATIONAL COST	PHASE	NOTES
3	AQUATICS					
3.1	**Sustainable Aquatic Facilities**		**$25M-46M**	**Varies**		
3.1.1	Complete planned ISC improvements and operate.	Capital Improvement; O&M	$25M-45M	Varies	Near-Term	Operational costs are dependent to project specifics. Some improvements may increase costs while others may decrease.
3.1.2	Evaluate existing facilities and community need and develop aquatics strategy for the future.	Planning/ Policy	$350K-500K	$0	Near-Term	Consultant fees for strategy development are represented under Capital Costs.
4	PATHS & TRAILS					
4.1	**Connected Trail System**		**$39M-50M**	**$27K-54K**		
4.1.1	Develop and operate planned Citywide trail network.	Capital Improvement	$35M-45M	$27K-54K	Ongoing	Capital costs are based on the Creek Trail Master Plan.
4.1.2	Implement safe crossings and traffic calming.	Capital Improvement	$4M-5M	$0	Near/ Mid-Term	
5	OPEN SPACE & CONSERVATION					
5.1	**Habitat & Conservation**		**See 1.1**	**Varies**		
5.1.1	Conserve water and enhance habitat in parks through use of native plantings in non-active areas and efficient irrigation systems.	Capital Improvement	See 1.1	Varies	Near-Term	Capital costs for park improvements are aggregated (see line 1.1). Operational costs are dependent to project specifics. Some improvements may increase costs while others may decrease.
5.1.2	Integrate green infrastructure in park and facility design.	Capital Improvement	See 1.1	Varies	Ongoing	
5.2	**Tree Canopy**		**$200K-400K**	**Varies**		
5.2.1	Conduct a Tree Master Plan and Inventory.	Planning/ Policy	$200K-400K	$0	Near-Term	Consultant fees for plan development are represented under Capital Costs.
5.2.2	Plant trees to provide shade, while replacing aging or structurally compromised trees 2:1.	Capital Improvement	See 1.1	Varies	Ongoing	Capital costs for park improvements are aggregated (see line 1.1). Operational costs are dependent on project specifics.

TABLE 5.1 | Action Plan (4 of 4)

#	RECOMMENDATION	PROJECT TYPE	ESTIMATED CAPITAL COST	ESTIMATED ANNUAL OPERATIONAL COST	PHASE	NOTES
6	MAINTENANCE & AGING INFRASTRUCTURE					
6.1	**Sustainable Funding**		**$0**	**$15K-25K**		
6.1.1	Reevaluate and establish sustainable funding sources for maintenance, operations, and lifecycle improvements.	Planning/ Policy	$0	$15K-$25K	Near-Term	
6.2	**Improved Maintenance Practices**		**$50K-75K**	**$415K-625K**		
6.2.1	Develop a Maintenance Management Plan.	Planning/ Policy; O&M	$50K-75K	$0	Near-Term	Consultant fees for plan development are represented under Capital Costs.
6.2.2	Implement an Asset Management System.	Planning/ Policy; O&M	$0	$200K-300K	Near-Term	
6.2.3	Provide adequate staffing dedicated to construction management.	Planning/ Policy; O&M	$0	$200K-300K	Ongoing	
6.2.4	Evaluate parks annually through a customer service satisfaction tool.	Planning/ Policy	$0	$15K-25K	Ongoing	
7	PROGRAMS & EVENTS					
7.1	**New Programs & Events to Meet Needs**			**$80K-240K**		
7.1.1	Implement high-priority program needs (fitness and wellness, outdoor recreation, water fitness/swim lessons).	Programs/ Events	$0	$50K-120K	Near/ Mid-Term	
7.1.2	Activate parks and facilities through new special events based on community interest.	Programs/ Events	$0	$30K-120K	Ongoing	
7.2	**Ensure Existing Programs Meet Needs**			**$60K-100K**		
7.2.1	Analyze program and event participation data and develop strategies to expand engagement Citywide.	Planning/ Policy	$0	$15K-25K	Near-Term	
7.2.2	Evaluate schedule and timing of programs to meet resident needs.	Planning/ Policy	$0	$15K-25K	Near-Term	
7.2.3	Analyze program use fees to ensure they are consistent with the City's cost recovery policy.	Planning/ Policy	$0	$15K-25K	Ongoing	
7.2.4	Develop community partnerships to support programs & events.	Planning/ Policy	$0	$15K-25K	Ongoing	
Total			**$618M - 850M**	**$4M - 7M**		

5.2 FUNDING

Delivering the Master Plan vision will require significant investment and a diverse set of funding strategies. In November 2024, Santa Clarans approved an infrastructure bond providing $115 million for parks, recreation, and libraries. This represents a major step forward, but additional resources will be needed to fully address community needs. This chapter first outlines Santa Clara's current funding practices, then highlights additional funding opportunities that can help sustain long-term investment.

Current Funding Mechanisms and Sources

Santa Clara relies on a mix of local revenues, external grants, and one-time contributions to fund parks and recreation. Key sources include:

General Fund: The General Fund—which brings together a variety of funding sources—is the primary mechanism that supports park operations and maintenance.

Quimby Act Fees: The Quimby Act requires developers of new residential subdivisions to provide recreation value through land dedication, in-lieu fees, or a combination of both. The contribution amount is based on the number of new residents (and therefore greater need for parkland) generated from the development. Revenues must be used to acquire, develop, or improve park and recreation facilities.

Park Mitigation Fee Act (MFA): Like the Quimby Act, the Park Mitigation Fee Act allows municipalities to collect revenue to fund parks and recreation facilities. MFA fees are established through a nexus study that establishes a reasonable relationship between new development—not just residential subdivisions—and the need for additional park resources. The MFA applies to a wider range of development types and allows municipalities greater revenue to support the recreation needs of future populations.

Capital Projects Reserve: Federal, state, county, and private sources have funded ADA compliance, playground upgrades, greening, and facility rehabilitation. Examples include CDBG, County Inclusive Playground Grants, and Urban Greening programs.

Bonds: The City's voter-approved infrastructure bond, Measure I, is backed by property tax, and is used for large-scale acquisition or capital improvements.

Grants and Donations: External funds—federal, state, county, and private—support projects such as ADA compliance, playground safety, greening, and facility rehabilitation. Examples include Community Development Block Grants (CDBG), Santa Clara County Inclusive Playground Grants, and state programs like Urban Greening.

In addition, special one-time sources have provided critical support—for example, a $5 million developer agreement funded Phase I of Future North Park, while a partnership with Silicon Valley Power (SVP) supplied solar panels during the Parks Service Center roof replacement.

Funding Sources

Meeting the capital needs of the Master Plan will require a layered funding approach that leverages federal, state, regional, and local resources. Many of these sources are used today; others may be explored in the years ahead. Key opportunities include:

TAX SUPPORT

- **Property Taxes:** Ad valorem taxes on real property.
- **Sales or Hospitality Taxes:** Dedicated portions of sales tax, hotel/motel, or restaurant taxes for parks and recreation.
- **Special Districts:** Improvement Districts or Community Facilities Districts (Mello-Roos) can fund capital and maintenance in growth areas.

CAPITAL FEES

- **Parkland Dedication and Impact Fees (Quimby Act and Mitigation Fee Act):** Local development-based funding source requiring land dedication or in-lieu fees.

2024 Infrastructure Bond

In November 2024, Santa Clarans approved an infrastructure bond providing over $115 million for parks, libraries, the Senior Center, and aquatic facilities. These funds are critical for key improvements, including:

- Aquatics Facility Renovation(s) (including the ISC)
- Aged Park Infrastructure
- Senior Center Renovation
- Park Renovations at Bowers, Earl Carmichael, Warburton, Henry Schmidt, and Mary Gomez
- Additional Pickleball Courts

International Swim Center

GRANTS

There are many federal, state, regional, and local grant programs that support parks and recreation. However, pursuing grants—writing and managing the process—takes significant staff time. The list below highlights key opportunities most relevant to Santa Clara, with details on eligibility, funding levels, and match requirements. Funding opportunities will change during the course of the planning period.

Federal Programs

- **Land and Water Conservation Fund (LWCF):** Supports acquisition and development of outdoor recreation areas. Requires a 50% local match; awards typically range from $1–6 million. Biennial funding cycles.
- **USDOT Safe Streets for All (SS4A):** Supports roadway safety planning and implementation. Requires a 10–20% local match depending on project type. Annual funding cycles.
- **Community Development Block Grants (CDBG, HUD):** Provides annual entitlement funding for public facility improvements and planning benefiting low- and moderate-income populations. No match required.

State Programs

- **California Natural Resources Agency Urban Greening Grants:** Funds projects like tree planting, shade, pathways, and stormwater improvements. No match required, though leveraged funds improve applications. Cycles open every 2–3 years.
- **Caltrans Active Transportation Program (ATP):** Funds trails, crossings, and active transportation projects. Requires a 10% local match. Biennial cycles.
- **California Recreational Trails Program:** Supports trail construction and rehabilitation, covering up to 88% of costs. Requires ~12% local match. Annual or biennial cycles.
- **CAL FIRE Urban and Community Forestry Grants:** Supports tree inventories, master plans, and canopy projects. Match requirements vary. Cycles tied to state bond allocations.
- **California ReLeaf Grants:** Funds community-based urban forestry projects. Requirements vary by grant type; cycles offered periodically.

Regional & County Opportunities

- **Santa Clara Valley Open Space Authority Urban Grant Program:** Supports trails, park development, greening, and environmental education. Flexible match requirements; offered every 2–3 years.
- **Santa Clara County All-Inclusive Playground Grants:** Funds playgrounds designed to universal standards. No set match requirement, though local contributions strengthen applications. Offered as funds become available.
- **VTA Measure B Bicycle and Pedestrian Program:** Supports countywide bike and pedestrian projects. Match requirements vary; cycles offered periodically.

Local Utilities & Rebates

- **Silicon Valley Power (SVP) Rebates and Incentives:** Provides rebates for energy efficiency and electrification projects. No match required; available year-round while funds last.
- **Valley Water Rebate and Grant Programs:** Provides rebates for water efficiency retrofits and stewardship grants. No match required; rolling applications with annual budget allocations.

USER FEES

User fees are a key component of the City's Cost Recovery Policy (highlighted on pages 45 and 76, and supported with recommendation 7.2.3 in the Action Plan on page 123). Currently user fees are funneled into the general fund. Ensuring these fees are set aside for recreation facility, amenity, and program development and improvement would help support the park system and its sustainability.

- **Recreation Service Fees:** Dedicated user fees paid by facility users, such as sports leagues and special interested classes, to help contribute toward the upkeep or construction of the facility.
- **Ticket Sales/Admissions:** Fees for self-directed activities such as pools, ice skating rinks, ballparks, and entertainment facilities.
- **Special Use Permits:** Charges for permits that allow individuals to use park property for financial gain. The City either receives a set amount or percentage of total revenue generated.
- **Reservations:** Fees allowing users to reserve specific public facilities for a set amount of time, including group picnic shelters, meeting rooms, etc.
- **Equipment Rental:** Fees from rental of equipment such as tables, chairs, tents, stages, sports equipment, roller blades, watercraft, etc.

EXTERNAL PARTNERSHIPS & COMMUNITY SUPPORT

- **Corporate Sponsorships:** Allows corporations to invest in new or existing recreation facilities, programs or events.
- **Partnerships & Interlocal Agreements:** Joint funding effort in partnership with separate agencies, including government entities, non-profits, or private businesses. Based on a negotiated agreement, partners often share the asset, along with their associated operational and maintenance costs and responsibilities.
- **Private Donations & Friends Groups:** Funds, land, or in-kind services via campaigns or endowments.
- **Volunteerism:** Donation of time to assist the department in providing a service.

FRANCHISES & LICENSES

- **Naming Rights:** Sale of naming rights for new or renovated facilities.
- **Utility Easements:** Leasing rights for utility companies to develop above- or below-ground infrastructure on parkland

Funding Alignment Matrix

Table 5.2 maps key Master Plan recommendations to the most relevant funding sources. This alignment illustrates how Santa Clara can maximize existing tools while strategically pursuing new opportunities. Some key observations follow.

Built-in Alignment: Many recommendations can be delivered through existing streams (developer fees, CDBG, utility rebates).

Bond Leverage: Measure I (2024) provides bond capacity for large-scale park and aquatic projects.

Stable Entitlement: CDBG continues to offer a dependable stream for smaller, high-impact projects.

Utility Incentives: SVP and Valley Water rebates can be embedded into facility design to offset costs.

Developer Leverage: Future development agreements present opportunities for major land dedications or direct contributions.

TABLE 5.2 | Funding Sources for Key Capital Improvements

PROJECT CATEGORY	RECOMMENDATION	POTENTIAL FUNDING SOURCES
Improve Existing Parks	Add/improve restrooms, seating, shade, walking loops, and universal design features (per Kitchell Report and Park Improvement Tiers)	Mitigation Fee Act & Quimby; 2024 bond funds; General Fund Capital Projects Reserve (safety/ADA); County Inclusive Playground Grants (supplemental); SVP & Valley Water rebates (lighting, irrigation)
Provide New Parks	Plan and develop the 35-acre new park in north Santa Clara	Developer contributions; LWCF; Parkland in-lieu fees; General Fund Capital Projects Reserve (match)
	Acquire 86 acres of additional parkland	Joint-Use Agreements; Parkland in-lieu fees; Open Space Authority Urban Grants; LWCF; developer agreements
	Develop and operate 86 acres of additional parkland	Quimby/MFA; Joint-Use Agreement; Mello-Roos (operations/maintenance); Urban Greening
Enhance Indoor Facilities	Remodel/expand Community Recreation Center	CDBG entitlement; SVP rebates (HVAC/lighting); Valley Water rebates (fixtures); General Fund reserve (ADA)
	Remodel Senior Center	CDBG entitlement; SVP rebates; Valley Water rebates; General Fund reserve
	Remodel Youth & Teen Center	CDBG entitlement; SVP rebates; Valley Water rebates; General Fund reserve
Provide New Indoor Facilities	Construct new north Santa Clara Library/ Recreation Center	Mello-Roos; GO bonds (large-scale facility funding, Measure I precedent); CDBG entitlement
	Construct new recreation center with gymnasium	Mello-Roos; GO bonds (large-scale facility funding, Measure I precedent); CDBG entitlement
Sustainable Aquatic Facilities	Complete ISC improvements (design and construction)	2024 bond funds; SVP rebates (pool pumps, HVAC); Valley Water rebates (conservation)
	Evaluate facilities and develop aquatics strategy	2024 bond funds; CDBG planning funds; General Fund Capital Projects Reserve; Valley Water mini-grants
Connected Trail System	Develop Citywide trail network	Active Transportation Program (10% match); Recreational Trails Program (12% match); VTA Measure B; Parkland fees
	Implement safe crossings and traffic calming	SS4A (10–20% match); VTA Measure B
Tree Canopy	Design and implement Tree Master Plan and Inventory.	CAL FIRE Urban Forestry grants; California ReLeaf; Urban Greening; General Fund Reserve (inventory software).

5.3 CALL TO ACTION

The Santa Clara Parks and Recreation Master Plan provides a road map for enhancing, expanding, and sustaining our community's parks and recreation assets. It outlines strategies for prioritization, maintenance, staffing, and funding to ensure these spaces meet the needs of all residents.

Bringing this vision to life will require the collaboration of City staff, elected officials, and community members alike. By making smart investments now, Santa Clara can ensure that current and future residents have access to safe, welcoming, and high-quality parks and recreation opportunities.

Together, we can create a thriving, vibrant parks and recreation system for the future!

COMMUNITY RECREATION CENTER | SANTA CLARA, CA

ULISTAC NATURAL AREA & GUADALUPE RIVER TRAIL | SANTA CLARA, CA

Appendices

CITY OF SANTA CLARA

PARKS & RECREATION MASTER PLAN

Appendices

DRAFT | DECEMBER 2025

Appendix A: Resolution of Approval

(To be inserted post-adoption)

Appendix B: Demographics & Trends Report

CHAPTER ONE – DEMOGRAPHIC & RECREATION TRENDS ANALYSIS

1.1 INTRODUCTION

A key component of the Parks and Recreation Master Plan ("Plan") is a Demographic & Recreation Trends Analysis. This provides the City of Santa Clara's Parks and Recreation Department ("City") insight into the general makeup of the population served and identifies market trends in recreation. It also helps quantify the market in and around the City and understand the types of parks, facilities, and programs / services that are most appropriate to satisfy the needs of residents.

This analysis is two-fold – it aims to answer the *who* and the *what*. First, it assesses the demographic characteristics and population projections of City residents to understand *who* they serve. Secondly, recreational trends are examined on a national, regional, and local level to understand *what* the population served wants to do. Findings from this analysis establish a fundamental understanding that provides a basis for prioritizing the community need for parks, trails, facilities, and recreation programs.

1.2 DEMOGRAPHIC ANALYSIS

The Demographic Analysis describes the population within the city. This assessment is reflective of the City's total population and its key characteristics such as age segments, race, ethnicity, and income levels. It is important to note that future projections are based on historical patterns and unforeseen circumstances during or after the time of the analysis could have a significant bearing on the validity of the projected figures.

1.3 METHODOLOGY

Demographic data used for the analysis was obtained from U.S. Census Bureau and from Environmental Systems Research Institute, Inc. (ESRI), the largest research and development organization dedicated to Geographical Information Systems (GIS) and specializing in population projections and market trends. All data was acquired in September 2023 and reflects actual numbers as reported in the 2010 and 2020 Census. ESRI then estimates the current population (2023) as well as a 5-year projection (2028). PROS utilized straight line linear regression to forecast demographic characteristics for 2033 and 2038.

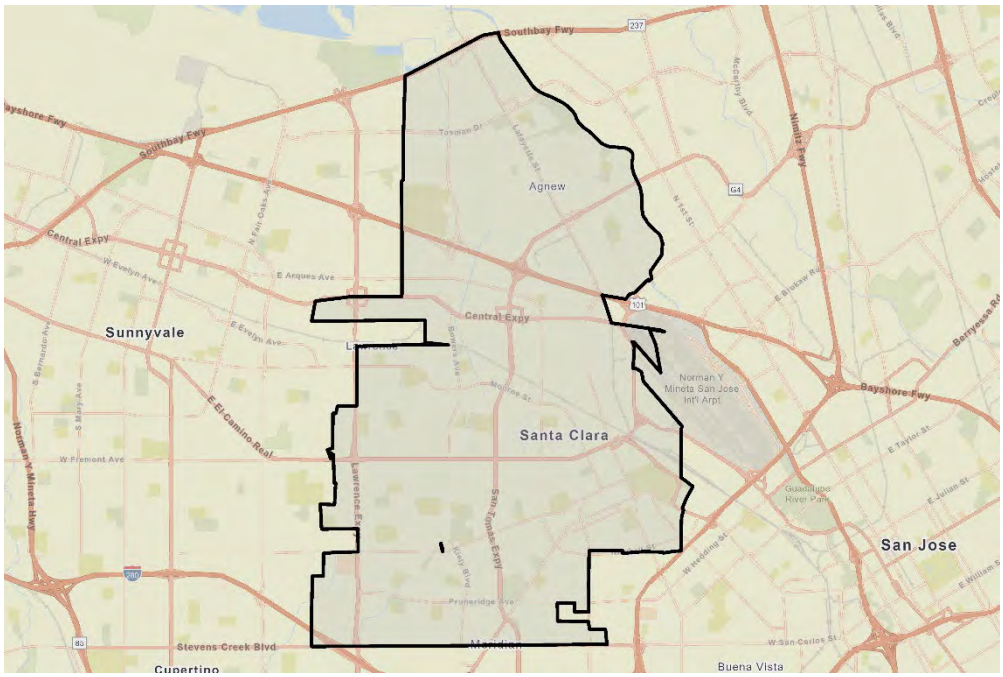

CITY POPULACE

POPULATION

The City's population has experienced some growth in the last 13 years, increasing 9.46% from 2010 to 2023, or on average 0.95%. This is in-line with the national annual growth rate of 0.81% (from 2010-2023). Like the population, the total number of households also experienced an increase, (8.82% over the 13 years.

Currently, the population is estimated at 133,597 individuals living within 49,381 households. Projecting ahead, the total population growth is expected to continue to grow. By 2038, the City's population is projected at 154,569 residents (1.33% annual growth) living within 57,072 households (1.37% annual growth).

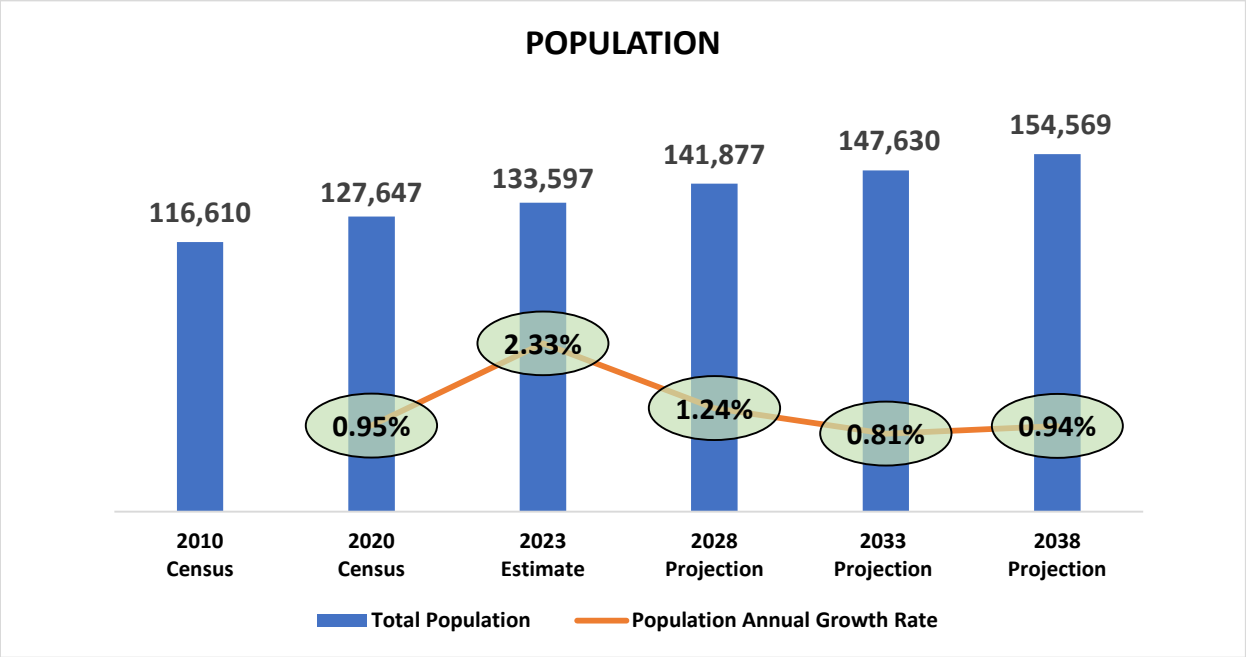

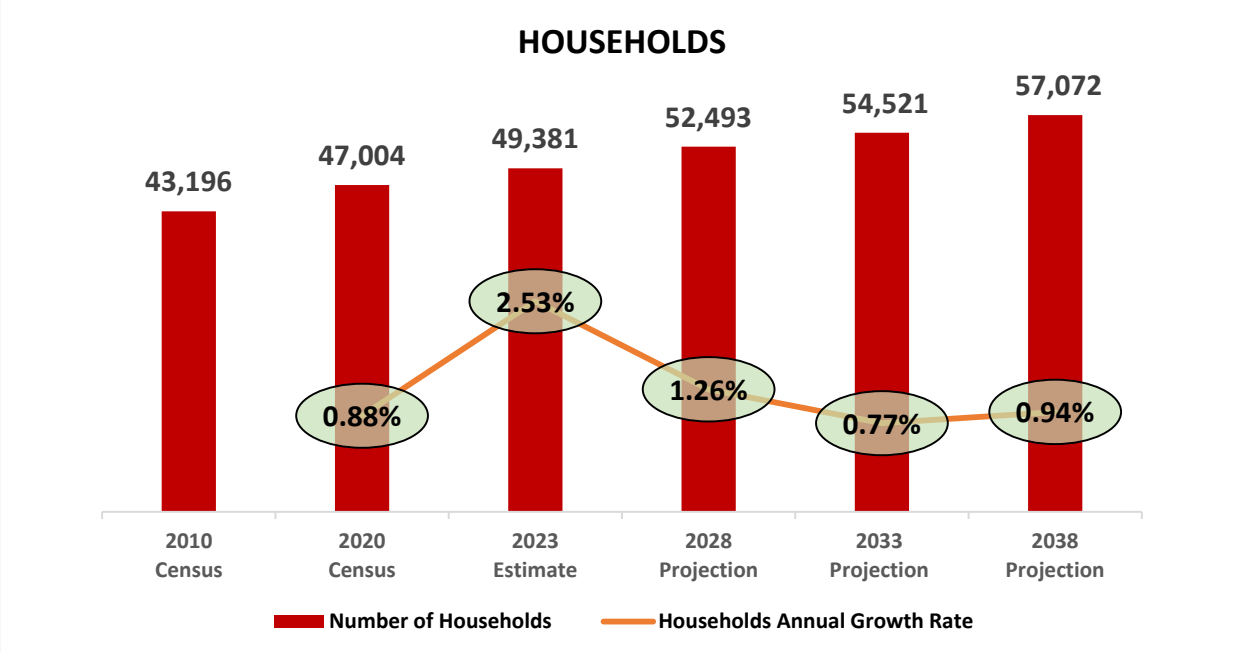

AGE SEGMENT

Evaluating the City's age segmentation, the population has become slightly older in the last 13 years. In 2010, the 55+ population made up 19% of the population, whereas today it makes up 24% of Santa Clara's populace, an increase of 5%. The 2023 population has a median age of 34.3 years old which is slightly younger than the U.S. median age of 38.5 years. Over the last 13 years, the City has continued to have a balanced age segmentation. This trend is projected to continue over the next 15 years as the 55+ age segment is expected to represent 27% of the total population (a slight increase of 3% over 2023) while other major age segments will remain relatively unchanged.

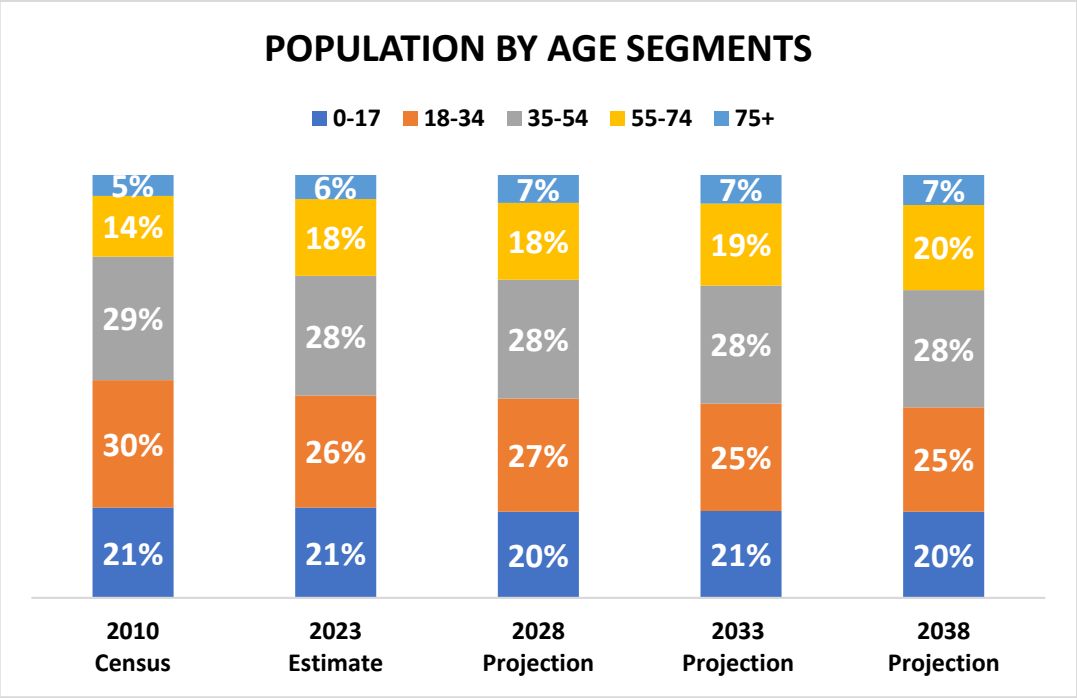

RACE AND ETHNICITY DEFINITIONS

The minimum categories for data on race and ethnicity for Federal statistics, program administrative reporting, and civil rights compliance reporting are defined below. The Census 2020 data on race is directly comparable with data from the 2010 Census. The latest (Census 2020) definitions and nomenclature are used within this analysis.

- **American Indian –** This includes a person having origins in any of the original peoples of North and South America (including Central America), and who maintains tribal affiliation or community attachment.
- **Asian** – This includes a person having origins in any of the original peoples of the Far East, Southeast Asia, or the Indian subcontinent including, for example, Cambodia, China, India, Japan, Korea, Malaysia, Pakistan, the Philippine Islands, Thailand, and Vietnam.
- **Black Alone –** This includes a person having origins in any of the black racial groups of Africa.
- **Native Hawaiian or Other Pacific Islander** – This includes a person having origins in any of the original peoples of Hawaii, Guam, Samoa, or other Pacific Islands.
- **White Alone –** This includes a person having origins in any of the original peoples of Europe, the Middle East, or North Africa.
- **Hispanic or Latino –** This is an ethnic distinction, a subset of a race as defined by the Federal Government; this includes a person of Mexican, Puerto Rican, Cuban, South, or Central American, or other Spanish culture or origin, regardless of race.

Please Note: The Census Bureau defines Race as a person's self-identification with one or more of the following social groups: White, Black, or African American, Asian, American Indian, and Alaska Native, Native Hawaiian and Other Pacific Islander, some other race, or a combination of these, while Ethnicity is defined as whether a person is of Hispanic / Latino origin or not. For this reason, the Hispanic / Latino ethnicity is viewed separate from race throughout this demographic analysis.

RACE

Assessing race, the City's current population has diversified significantly over the last 13 years as the White Alone population has decreased by 16%. Asian Alone has become the largest racial segmentation in the City, the Asian Alone population represents 49%. The predictions for 2038 expect the population to become more diverse, with the Asian Alone population becoming the racial majority in the community at 58% while the White Alone population will continue to decrease and represent only 16% of the population.

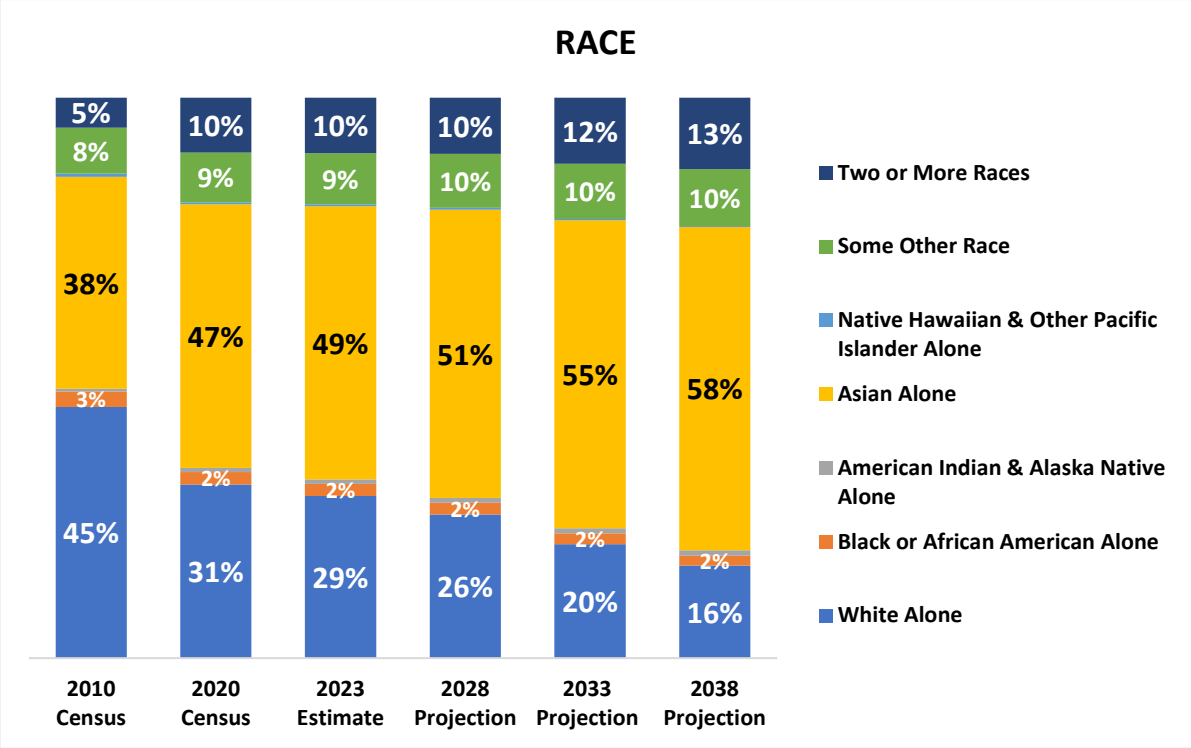

ETHNICITY

The City's population was also assessed based on Hispanic/Latino ethnicity, which by the Census Bureau definition is viewed independently from race. It is important to note that individuals who are Hispanic/Latino in ethnicity can also identify with any racial categories identified above.

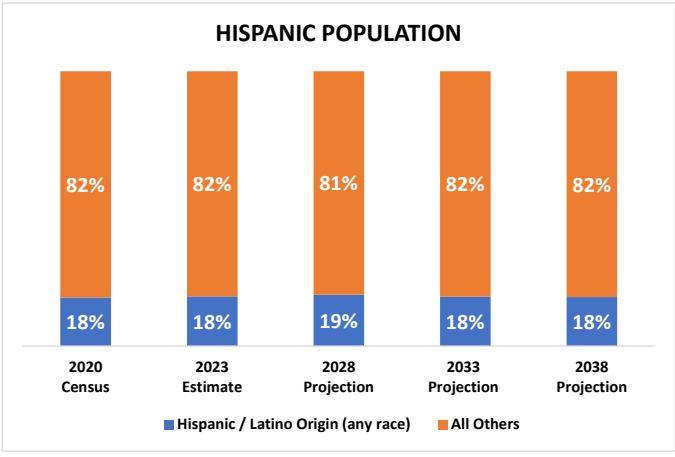

People of Hispanic/Latino origin has remained unchanged over the last 13 years and currently represents approximately 18% of the City's population, which is just below the national average (19% Hispanic/Latino). The Hispanic/ Latino population is expected to remain relatively unchanged at 18% of the City's total population by 2038.

HOUSEHOLD INCOME

As seen below, the City's per capita income ($71,968) and median household income ($157,118) are both higher than the U.S. averages as well as the averages of the State of California. The per capita income is that earned by an individual while the median household income is based on the total income of everyone over the age of 16 living under the same roof. Though these above average income characteristics indicate that the average household may have more disposable income, residents are still likely to be price conscious and have a need to understand the value that correlates with quality-of-life indicators.

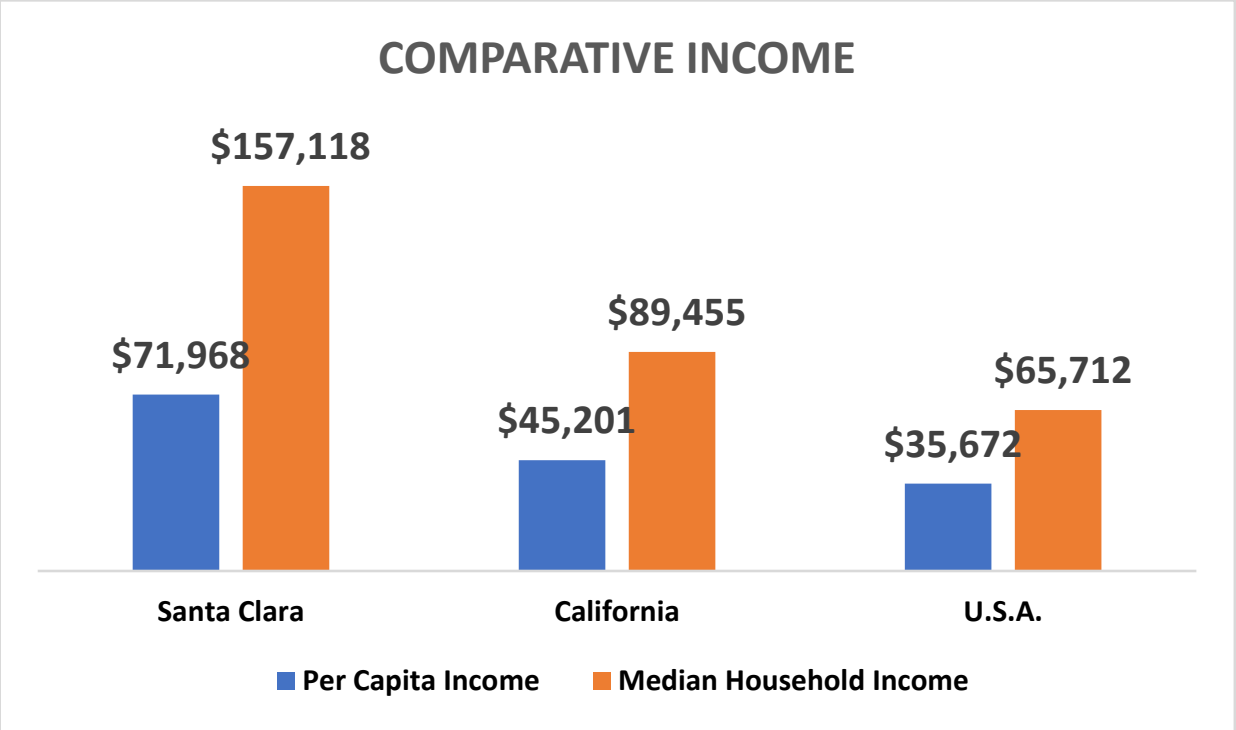

SANTA CLARA DEMOGRAPHIC IMPLICATIONS

The following implications are derived from the analyses provided above. Each implication is organized by the outlined demographic information sections.

POPULATION

The population is steadily increasing and is projected to experience a population increase of 19.6% over the next 15 years. This is NOT in-line with the national average over the same time. With a growing population, park and recreation services will need to strategically invest, develop, and maintain parks and recreation facilities in relation to current and future residential growth.

AGE SEGMENTATION

Santa Clara currently has a balanced age segmentation with the largest group being 35-54 (28%). Over the next 15 years, the city is projected to remain balanced as the 55+ segment will make up only 27% of the population (1% lower than 34-54 age segmentation) in 2038.

RACE AND ETHNICITY

A diversifying community will likely focus the City on providing traditional and emerging programming and service offerings.

HOUSEHOLDS AND INCOME

With median and per capita household income averages above that of MSA and national averages, it would be important for the City to prioritize providing offerings that are first class with exceptional customer service while seeking opportunities to create revenue generation.

1.4 NATIONAL RECREATION TRENDS ANALYSIS

The Trends Analysis provides an understanding of national, regional, and local recreational trends as well as recreational interest by age segments. Trends data used for this analysis was obtained from Sports & Fitness Industry Association's (SFIA), National Recreation and Park Association (NRPA), and Environmental Systems Research Institute, Inc. (ESRI). All trend data is based on current and/or historical participation rates, statistically valid survey results, or NRPA Park Metrics.

NATIONAL TRENDS IN RECREATION

METHODOLOGY

The Sports & Fitness Industry Association's (SFIA) *Sports, Fitness & Leisure Activities Topline Participation Report 2023* was utilized in evaluating the following trends:

- National Recreation Participatory Trends
- Core vs. Casual Participation Trends

The study is based on findings from surveys conducted in 2023 by the Sports Marketing Surveys USA (SMS), resulting in a total of 18,000 online interviews. Surveys were administered to all genders, ages, income levels, regions, and ethnicities to allow for statistical accuracy of the national population. A sample size of 18,000 completed interviews is considered by SFIA to result in a high degree of statistical accuracy. A sport with a participation rate of five percent has a confidence interval of plus or minus 0.32 percentage points at a 95 percent confidence level. Using a weighting technique, survey results are applied to the total U.S. population figure of 305,439,858 people (ages six and older).

The purpose of the report is to establish levels of activity and identify key participatory trends in recreation across the U.S. This study looked at 120 different sports/activities and subdivided them into various categories including: sports, fitness, outdoor activities, aquatics, etc.

OVERALL PARTICIPATION

Approximately 236.9 million people ages six and over reported being active in 2023, which is a 1.9% increase from 2021 and the greatest number of active Americans in the last 6 years. This is an indicator that Americans are continuing to make physical activity more of a priority in their lives. Outdoor activities continue to thrive, recreation facilities reopened. fitness at home maintains popularity, and team sports are slowly reaching pre-pandemic participation levels. The chart below depicts participation levels for active and inactive (those who engage in no physical activity) Americans over the past 6 years.

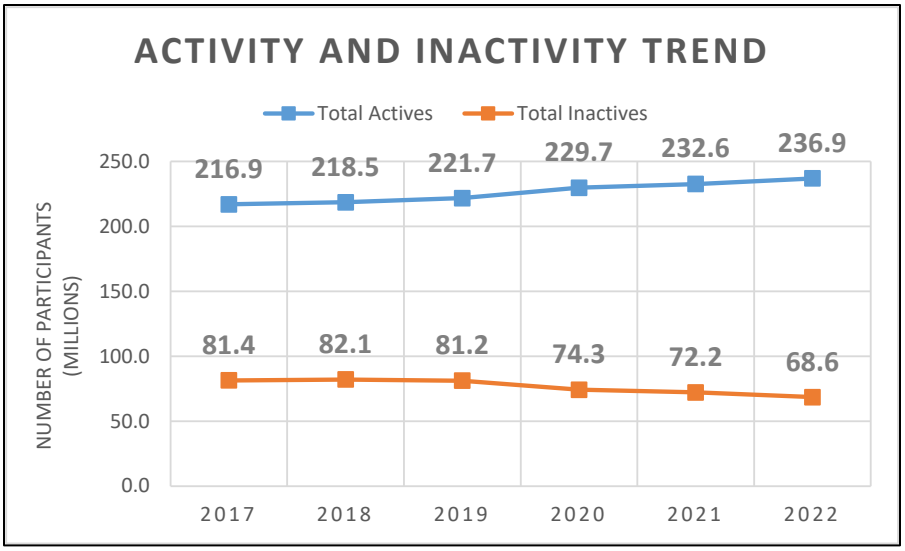

CORE VS. CASUAL PARTICIPATION

In addition to overall participation rates, SFIA further categorizes active participants as either core or casual participants based on frequency of participation. Core participants have higher participatory frequency than casual participants. The thresholds that define casual versus core participation may vary based on the nature of each individual activity. For instance, core participants engage in most fitness activities more than fifty times per year, while for sports, the threshold for core participation is typically 13 times per year.

In each activity, core participants are more committed and tend to be less likely to switch to other activities or become inactive (engage in no physical activity) than causal participants. This may also explain why activities with more core participants tend to experience less pattern shifts in participation rates than those with larger groups of casual participants. Increasing for the fifth straight year, 158.1 million people were considered CORE participants in 2023.

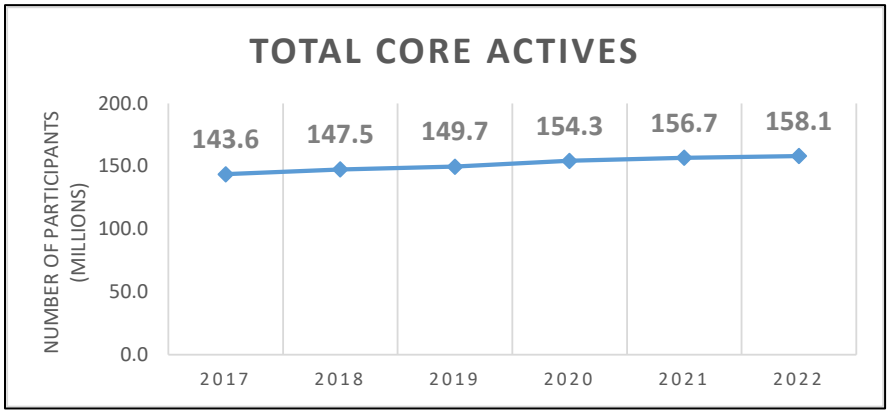

PARTICIPATION BY GENERATION

The following chart shows 2023 participation rates by generation. Fitness sports continue to be the go-to means of exercise for Boomers, Gen X, and Millennials. Over half of the Gen X, Millennials, and Gen Z generation participated in one type of outdoor activity. Team sports were heavily dominated by generation Gen Z and nearly a third of Gen X also participated in individual sports such as golf, trail running, triathlons, and bowling.

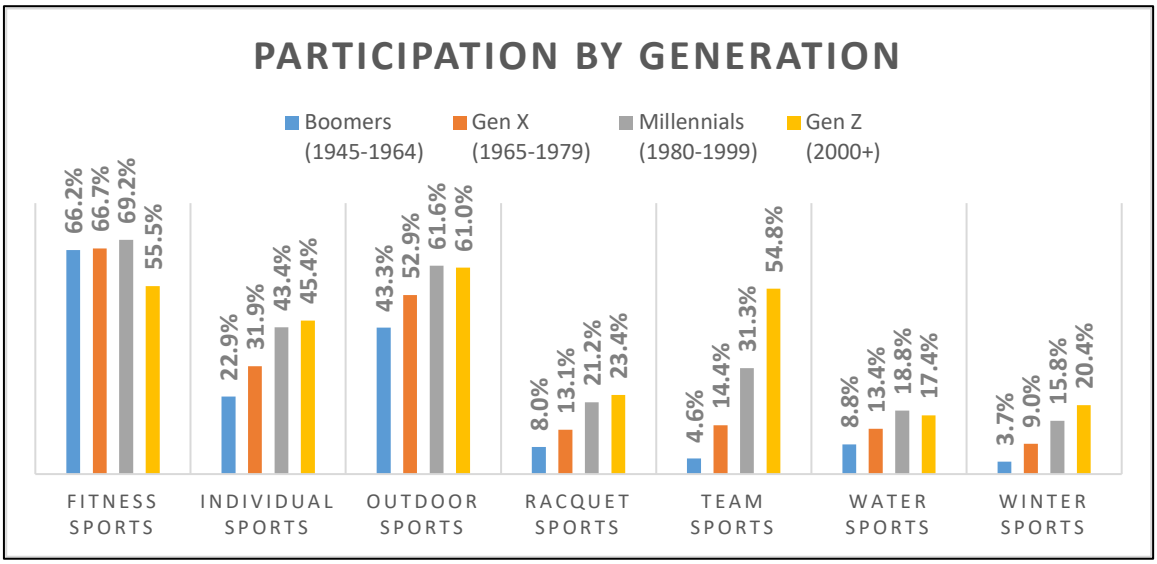

HIGHLIGHTS

Team sports are continuing to recover due to shutdowns during the pandemic. Team sports participation rate increased to 23.2% which is near 2019 participation levels. Pickleball continues to be the fastest growing sport in America by doubling its participation in 2023. Following the popularity of pickleball, every racquet sport also increased in total participation in 2023.

Americans continued to practice yoga, attend Pilates training, and workout with kettlebells. Many started indoor climbing, while others took to the hiking trail. The waterways traffic had an increase of stand-up paddlers, kayaks, and jet skis. Gymnastics, swimming on a team, court volleyball, and fast-pitch softball benefited from the participation boom created from the Olympics.

Water sports had the largest gain in participation rates. Activities such as jet skiing, scuba diving, and boardsailing/windsurfing all contributed to the 7% increase. Outdoor sports continued to grow with 55% percent of the U.S. population participating. This rate remains higher than pre-pandemic levels with a 51% participation rate in 2019. The largest contributor to this gain was trail running, having a 45% increase over the last five years.

NATIONAL TRENDS IN GENERAL SPORTS

PARTICIPATION LEVELS

The top sports most heavily participated in the United States were basketball (28.1 million), golf (25.6 million), and tennis (23.6 million) which have participation figures well more than the other activities within the general sports category. Baseball (15.5 million), and outdoor soccer (13.0 million) round out the top five.

The popularity of basketball, golf, and tennis can be attributed to the ability to compete with small number of participants, this coupled with an ability to be played outdoors and/or properly distanced helps explain their popularity during the COVID-19 pandemic. Basketball's overall success can also be attributed to the limited amount of equipment needed to participate and the limited space requirements necessary, which make basketball the only traditional sport that can be played at most American dwellings as a drive-way pickup game. Golf continues to benefit from its wide age segment appeal and is considered a life-long sport. In addition, target type game venues or golf entertainment venues have increased drastically (86.2%) as a 5-year trend, using golf entertainment (e.g., Top Golf) as a new alternative to breathe life back into the game of golf.

BASKETBALL	GOLF	TENNIS	GOLF VENUE	BASEBALL
28.1 MILLION	25.6 MILLION	23.6 MILLION	15.5 MILLION	15.5 MILLION

FIVE-YEAR TREND

Since 2017, pickleball (185.7%), golf - entertainment venues (86.2%), and tennis (33.4%) have shown the largest increase in participation. Similarly, basketball (20.3%) and outdoor soccer (9.2%) have also experienced significant growth. Based on the five-year trend from 2017-2023, the sports that are most rapidly declining in participation include ultimate frisbee (-31.5%), rugby (-28.1%), and roller hockey (-25.4%).

ONE-YEAR TREND

The most recent year shares some similarities with the five-year trends; with pickleball (85.7%) and golf - entertainment venues (25.7%) experiencing some of the greatest increases in participation this past year. Other top one-year increases include racquetball (8.0%), badminton (7.1%), and gymnastics.

Sports that have seen moderate 1-year increases, but 5-year decreases are racquetball (8.0%), gymnastics (7.1%), and court volleyball (4.2%). This could be a result of coming out of the COVID-19 pandemic and team program participation on the rise. Like their 5-year trend, rugby (-5.8%), roller hockey (-4.0%), and ultimate frisbee (-2.2%) have seen decreases in participation over the last year.

National Participatory Trends - General Sports					
Activity	Participation Levels			% Change	
	2017	2021	2022	5-Year Trend	1-Year Trend
Basketball	23,401	27,135	28,149	20.3%	3.7%
Golf (9 or 18-Hole Course)	23,829	25,111	25,566	7.3%	1.8%
Tennis	17,683	22,617	23,595	33.4%	4.3%
Golf (Entertainment Venue)	8,345	12,362	15,540	86.2%	25.7%
Baseball	15,642	15,587	15,478	-1.0%	-0.7%
Soccer (Outdoor)	11,924	12,556	13,018	9.2%	3.7%
Pickleball	3,132	4,819	8,949	185.7%	85.7%
Football (Flag)	6,551	6,889	7,104	8.4%	3.1%
Badminton	6,430	6,061	6,490	0.9%	7.1%
Volleyball (Court)	6,317	5,849	6,092	-3.6%	4.2%
Softball (Slow Pitch)	7,283	6,008	6,036	-17.1%	0.5%
Soccer (Indoor)	5,399	5,408	5,495	1.8%	1.6%
Boxing for Fitness	5,157	5,237	5,472	6.1%	4.5%
Football (Tackle)	5,224	5,228	5,436	4.1%	4.0%
Football (Touch)	5,629	4,884	4,843	-14.0%	-0.8%
Gymnastics	4,805	4,268	4,569	-4.9%	7.1%
Volleyball (Sand/Beach)	4,947	4,184	4,128	-16.6%	-1.3%
Track and Field	4,161	3,587	3,690	-11.3%	2.9%
Racquetball	3,526	3,260	3,521	-0.1%	8.0%
Cheerleading	3,816	3,465	3,507	-8.1%	1.2%
Ice Hockey	2,544	2,306	2,278	-10.5%	-1.2%
Softball (Fast Pitch)	2,309	2,088	2,146	-7.1%	2.8%
Ultimate Frisbee	3,126	2,190	2,142	-31.5%	-2.2%
Wrestling	1,896	1,937	2,036	7.4%	5.1%
Lacrosse	2,171	1,892	1,875	-13.6%	-0.9%
Roller Hockey	1,834	1,425	1,368	-25.4%	-4.0%
Squash	1,492	1,185	1,228	-17.7%	3.6%
Rugby	1,621	1,238	1,166	-28.1%	-5.8%
NOTE: Participation figures are in 000's for the US population ages 6 and over					
Legend:	Large Increase (greater than 25%)	Moderate Increase (0% to 25%)	Moderate Decrease (0% to -25%)	Large Decrease (less than -25%)	

NATIONAL TRENDS IN GENERAL FITNESS

PARTICIPATION LEVELS

Overall, national participatory trends in fitness have experienced growth in recent years. Many of these activities have become popular due to an increased interest among Americans to improve their health and enhance quality of life by engaging in an active lifestyle. The most popular general fitness activities in 2023 also were those that could be done at home or in a virtual class environment. The activities with the most participation was walking for fitness (114.8 million), treadmill (53.6 million), free weights (53.1 million), running/jogging (47.8 million), and yoga (33.6 million).

FIVE-YEAR TREND

Over the last five years (2017-2023), the activities growing at the highest rate were trail running (44.9%), yoga (23.0%), Pilates training (14.0%) and dance, step & choreographed exercise. Over the same period, the activities that have undergone the biggest decline in participation include group stationary cycling (-33.4%), cross-training style workout (-32.1%) and non-traditional/off road triathlons (-28.1%).

ONE-YEAR TREND

In the last year, fitness activities with the largest gains in participation were group-related activities, cardio kickboxing (8.5%), Pilates training (5.8%), and group stationary cycling (5.5%). This 1-year trend is another indicator that participants feel safe returning to group-related activities. Trail running (5.9%) also saw a moderate increase indicating trail connectivity to continue to be important for communities to provide. In the same span, fitness activities that had the largest decline in participation were cross-training style workout (-5.3%), bodyweight exercise (-2.6%) and running/jogging (-2.4%).

National Participatory Trends - General Fitness					
Activity	Participation Levels			% Change	
	2017	2021	2022	5-Year Trend	1-Year Trend
Walking for Fitness	110,805	115,814	114,759	3.6%	-0.9%
Treadmill	52,966	53,627	53,589	1.2%	-0.1%
Free Weights (Dumbbells/Hand Weights)	52,217	52,636	53,140	1.8%	1.0%
Running/Jogging	50,770	48,977	47,816	-5.8%	-2.4%
Yoga	27,354	34,347	33,636	23.0%	-2.1%
Stationary Cycling (Recumbent/Upright)	36,035	32,453	32,102	-10.9%	-1.1%
Weight/Resistant Machines	36,291	30,577	30,010	-17.3%	-1.9%
Free Weights (Barbells)	27,444	28,243	28,678	4.5%	1.5%
Elliptical Motion/Cross-Trainer	32,283	27,618	27,051	-16.2%	-2.1%
Dance, Step, & Choreographed Exercise	22,616	24,752	25,163	11.3%	1.7%
Bodyweight Exercise	24,454	22,629	22,034	-9.9%	-2.6%
High Impact/Intensity Training	21,476	21,973	21,821	1.6%	-0.7%
Trail Running	9,149	12,520	13,253	44.9%	5.9%
Rowing Machine	11,707	11,586	11,893	1.6%	2.6%
Stair Climbing Machine	14,948	11,786	11,677	-21.9%	-0.9%
Pilates Training	9,047	9,745	10,311	14.0%	5.8%
Cross-Training Style Workout	13,622	9,764	9,248	-32.1%	-5.3%
Martial Arts	5,838	6,186	6,355	8.9%	2.7%
Stationary Cycling (Group)	9,409	5,939	6,268	-33.4%	5.5%
Cardio Kickboxing	6,693	5,099	5,531	-17.4%	8.5%
Boxing for Fitness	5,157	5,237	5,472	6.1%	4.5%
Boot Camp Style Cross-Training	6,651	5,169	5,192	-21.9%	0.4%
Barre	3,436	3,659	3,803	10.7%	3.9%
Tai Chi	3,787	3,393	3,394	-10.4%	0.0%
Triathlon (Traditional/Road)	2,162	1,748	1,780	-17.7%	1.8%
Triathlon (Non-Traditional/Off Road)	1,878	1,304	1,350	-28.1%	3.5%
NOTE: Participation figures are in 000's for the US population ages 6 and over					
Legend:	Large Increase (greater than 25%)	Moderate Increase (0% to 25%)	Moderate Decrease (0% to -25%)	Large Decrease (less than -25%)	

1.2.5 NATIONAL TRENDS IN OUTDOOR/ADVENTURE RECREATION

PARTICIPATION LEVELS

Results from the SFIA report demonstrate rapid growth in participation regarding outdoor/adventure recreation activities. Much like general fitness activities, these activities encourage an active lifestyle, can be performed individually, and are not as limited by time constraints. In 2023, the most popular activities, in terms of total participants include day hiking (59.5 million), road bicycling (43.6 million), freshwater fishing (41.8 million), camping (37.4 million), and wildlife viewing (20.6 million).

FIVE-YEAR TREND

From 2017-2023, sport/bouldering (174.8%), camping (42.5%), skateboarding (41.3%), day hiking (32.7%), birdwatching (28.6%) has undergone large increases in participation. The five-year trend also shows activities such as indoor climbing (-51.4%), adventure racing (-32.2%) to be the only activities with double-digit decreases in participation.

ONE-YEAR TREND

The one-year trend shows most activities growing in participation from the previous year. The most rapid growth being in sport/boulder climbing (151.1%), BMX bicycling (8.3%), birdwatching (6.8%), and in-line roller skating (4.7%). Over the last year, the only activities that underwent decreases in participation were indoor climbing (-56.9%), adventure racing (-6.1%), and overnight backpacking (-0.9%). Core vs. Casual trends in Outdoor recreation

National Participatory Trends - Outdoor / Adventure Recreation					
Activity	Participation Levels			% Change	
	2017	2021	2022	5-Year Trend	1-Year Trend
Hiking (Day)	44,900	58,697	59,578	32.7%	1.5%
Bicycling (Road)	38,866	42,775	43,554	12.1%	1.8%
Fishing (Freshwater)	38,346	40,853	41,821	9.1%	2.4%
Camping	26,262	35,985	37,431	42.5%	4.0%
Wildlife Viewing (>1/4 mile of Vehicle/Home)	20,351	20,452	20,615	1.3%	0.8%
Camping (Recreational Vehicle)	16,159	16,371	16,840	4.2%	2.9%
Birdwatching (>1/4 mile of Vehicle/Home)	12,296	14,815	15,818	28.6%	6.8%
Fishing (Saltwater)	13,062	13,790	14,344	9.8%	4.0%
Backpacking Overnight	10,975	10,306	10,217	-6.9%	-0.9%
Skateboarding	6,382	8,747	9,019	41.3%	3.1%
Bicycling (Mountain)	8,609	8,693	8,916	3.6%	2.6%
Fishing (Fly)	6,791	7,458	7,631	12.4%	2.3%
Archery	7,769	7,342	7,428	-4.4%	1.2%
Climbing (Sport/Boulder)	2,103	2,301	5,778	174.8%	151.1%
Roller Skating, In-Line	5,268	4,940	5,173	-1.8%	4.7%
Bicycling (BMX)	3,413	3,861	4,181	22.5%	8.3%
Climbing (Indoor)	5,045	5,684	2,452	-51.4%	-56.9%
Climbing (Traditional/Ice/Mountaineering)	2,527	2,374	2,452	-3.0%	3.3%
Adventure Racing	2,529	1,826	1,714	-32.2%	-6.1%
NOTE: Participation figures are in 000's for the US population ages 6 and over					
Legend:	Large Increase (greater than 25%)	Moderate Increase (0% to 25%)	Moderate Decrease (0% to -25%)	Large Decrease (less than -25%)	

1.2.6 NATIONAL TRENDS IN AQUATICS

PARTICIPATION **LEVELS**

Swimming is deemed a lifetime activity, which is why it continues to have such strong participation. In 2023, fitness swimming remained the overall leader in participation (26.3 million) amongst aquatic activities.

FITNESS SWIMMING
43.6 MILLION

AQUATIC EXERCISE
41.8 MILLION

SWIMMING ON A TEAM
37.4 MILLION

FIVE-YEAR TREND

Assessing the five-year trend, fitness swimming (-3.2%) and swimming on a team (-3.4%) experienced moderate decreases due to the accessibility of facilities during COVID-19. While aquatic exercise (2.1%) saw a slight increase in participation during this same time.

ONE-YEAR TREND

In 2023, all aquatic activities saw moderate increases in participation which can be asserted to facilities and programs returning to pre-COVID-19 pandemic levels. Swimming on a team (2.8%), aquatic exercise (2.7%) and fitness swimming (2.5%) saw moderate increases in participation.

National Participatory Trends - Aquatics					
Activity	**Participation Levels**			**% Change**	
	2017	**2021**	**2022**	**5-Year Trend**	**1-Year Trend**
Swimming (Fitness)	27,135	25,620	26,272	-3.2%	2.5%
Aquatic Exercise	10,459	10,400	10,676	2.1%	2.7%
Swimming on a Team	3,007	2,824	2,904	-3.4%	2.8%
NOTE: Participation figures are in 000's for the US population ages 6 and over					
Legend:	Large Increase (greater than 25%)	Moderate Increase (0% to 25%)	Moderate Decrease (0% to -25%)	Large Decrease (less than -25%)	

1.2.7 NATIONAL TRENDS IN WATER SPORTS / ACTIVITIES

PARTICIPATION LEVEL

The most popular water sports / activities based on total participants in 2023 were recreational kayaking (13.6 million), canoeing (9.5 million), and snorkeling (7.4 million). It should be noted that water activity participation tends to vary based on regional, seasonal, and environmental factors. A region with more water access and a warmer climate is more likely to have a higher participation rate in water activities than a region that has a long winter season or limited water access. Therefore, when assessing trends in water sports and activities, it is important to understand that fluctuations may be the result of environmental barriers which can influence water activity participation.

RECREATIONAL KAYAKING	CANOEING	SNORKELING	JET SKIING	STAND-UP PADDLING
13.6 MILLION	9.5 MILLION	7.4 MILLION	5.4 MILLION	3.8 MILLION

FIVE-YEAR TREND

Over the last five years, surfing (37.8%), recreational kayaking (28.7%), stand-up paddling (13.6%) and white-water kayaking (9.0%) were the fastest growing water activities. From 2017-2023, activities declining in participation were water skiing (-14.9%), snorkeling (-12.0%), boardsailing/windsurfing (-11.6%), and sea/touring kayaking (10.6%).

ONE-YEAR TREND

In 2023, water skiing (-0.6%) was the only water activity to see a decrease in participation. Activities which experienced the largest increases in participation in the most recent year include jet skiing (7.6%), scuba diving (7.4%), boardsailing/windsurfing (7.2%), and surfing (6.6%).

National Participatory Trends - Water Sports / Activities					
Activity	Participation Levels			% Change	
	2017	2021	2022	5-Year Trend	1-Year Trend
Kayaking (Recreational)	10,533	13,351	13,561	28.7%	1.6%
Canoeing	9,220	9,199	9,521	3.3%	3.5%
Snorkeling	8,384	7,316	7,376	-12.0%	0.8%
Jet Skiing	5,418	5,062	5,445	0.5%	7.6%
Stand-Up Paddling	3,325	3,739	3,777	13.6%	1.0%
Surfing	2,680	3,463	3,692	37.8%	6.6%
Sailing	3,974	3,463	3,632	-8.6%	4.9%
Rafting	3,479	3,383	3,595	3.3%	6.3%
Water Skiing	3,572	3,058	3,040	-14.9%	-0.6%
Wakeboarding	3,005	2,674	2,754	-8.4%	3.0%
Kayaking (White Water)	2,500	2,587	2,726	9.0%	5.4%
Scuba Diving	2,874	2,476	2,658	-7.5%	7.4%
Kayaking (Sea/Touring)	2,955	2,587	2,642	-10.6%	2.1%
Boardsailing/Windsurfing	1,573	1,297	1,391	-11.6%	7.2%
NOTE: Participation figures are in 000's for the US population ages 6 and over					
Legend:	Large Increase (greater than 25%)	Moderate Increase (0% to 25%)	Moderate Decrease (0% to -25%)	Large Decrease (less than -25%)	

1.5 NON-PARTICIPANT INTEREST BY AGE SEGMENT

In addition to participation rates by generation, SFIA also tracks non-participant interest. These are activities that the U.S. population currently does not participate in due to physical or monetary barriers, but is interested in participating in. Below are the top five activities that each age segment would be most likely to partake in if they were readily available.

Overall, the activities most age segments are interested in including Camping, Bicycling, Fishing, and Swimming for Fitness. All of which are deemed as low-impact activities, making them obtainable for any age segment to enjoy.

1.6 RECREATION TRENDS FOR THE SENIOR POPULATION (55+)

Today, Santa Clara is very diverse with greater and contrasting needs and desires. The Parks and Recreation Department has evolved to ensure that all members of the community are able to benefit from their vast holdings of open space, recreation facilities and service offerings. One area of growing interest is serving the expanding population of older adults.

As mentioned previously, 27% of the population in Santa Clara will be 55+ by 2038.

The findings in a research report produced by NRPA affirms that parks and recreation is a vital service provider to older adults, and yet there remains significant opportunity to do much more. Some of the key findings in the report indicate that more than nine in 10 park and recreation agencies report that they offer facilities, activities and programming that cater to older adults. These activities vary greatly, including providing older adults with chances to socialize with others, ways to stay healthy and active, and opportunities to serve others in their communities. Following is a list of activities that are among those most often geared to older adults:

- Exercise classes
- Field trips, tours, vacations
- Arts and crafts classes
- Opportunities to volunteer
- Special events and festivals targeted at older adults.
- Group walks
- Paid job opportunities to lead exercise classes, work in recreation centers or at parks.

As noted above, the list of activities varies greatly from active to passive and everywhere in-between.

Where Santa Clara can make a real, lasting difference is in providing evidence-based chronic disease prevention and/or management programs that keep older adults healthy and active for years to come. The trend to accomplish this is for the Department to offer these types of programs for older adults in Santa Clara, including those focused on enhanced fitness, diabetes management, living with arthritis and improving balance.

The wide breadth of service offerings for older adults should reflect the broad population served. This includes The Woodlands following a wide definition of “older adults” when designing and marketing offerings — in many cases starting with adults as young as 55 years old.

Furthermore, Santa Clara may be unique in ensuring that the needs of underserved older adults are met. The Department can be a critical, lifesaving resource for lower and/or fixed income segments of the older adult population. This can possibly include transportation to and from activities and facilities and low-cost or free fitness programs.

Santa Clara could consider developing programming for older adults with key partners. To best serve this population, partnerships can include, but not limited to:

- Area agencies on aging
- Retirement communities
- Senior meals providers

- Hospitals and doctors' offices
- Local health departments
- Health insurance companies
- Community-based organizations (e.g., faith-based)

But even with these partners, Santa Clara will have hurdles that must be overcome before providing more services to older adults. The most common challenges are the result of inadequate resources, including facility space shortages, insufficient funding, and inadequate staffing. Presumably, these resource constraints will become even more acute as the older adult population grows and the demand for these services increases.

1.7 LOCAL TRENDS – GENERAL SPORTS MARKET POTENTIAL

ESRI's 2023 Sports and Leisure Market Potential Data measures the likely demand for recreation activities as well as expected consumer attitudes towards these activities by City of Santa Clara residents. The MPI shows the likelihood that a resident of the City of Santa Clara will participate in certain activities when compared to the US National average. The City is compared to the national average in three (3) categories – general sports, fitness, and outdoor recreation. PLEASE NOTE: The participation by Santa Clara residents in these activities is not restricted geographically to the City of Santa Clara. For example, a Santa Clara resident may participate in an activity offered by the City of Sandy Springs.

Overall, Santa Clara demonstrates below to above average market potential index numbers. Looking at the three categories (general sports, fitness, and outdoor activity), Santa Clara's MPI percentages show that Santa Clara has strong participation rates when it comes to fitness activities; general sports and outdoor recreation activities are range from above to below the national averages, depending upon the activity.

Activities with MPI numbers greater than the national average are significant because they demonstrate that there is a greater potential that Santa Clara residents will actively participate in offerings if these activities were provided by the city or surrounding communities. Activities with MPI numbers lower than the national average are also significant because they demonstrate that there is either a lower potential that Santa Clara residents will participate in these activities or the opportunity to participate in these activities is not available to them.

This data should be interfaced with other key findings derived during the master planning process to determine an appropriate level of service for park acreage and amenities for the City of Santa Clara. Other key factors that determine level of service include, but are not limited to demographic projections, resident need as determined by the community engagement process, current level of service (existing park and amenity inventory), and access to existing parks and amenities.

2023 GENERAL SPORTS MARKET POTENTIAL INDEX

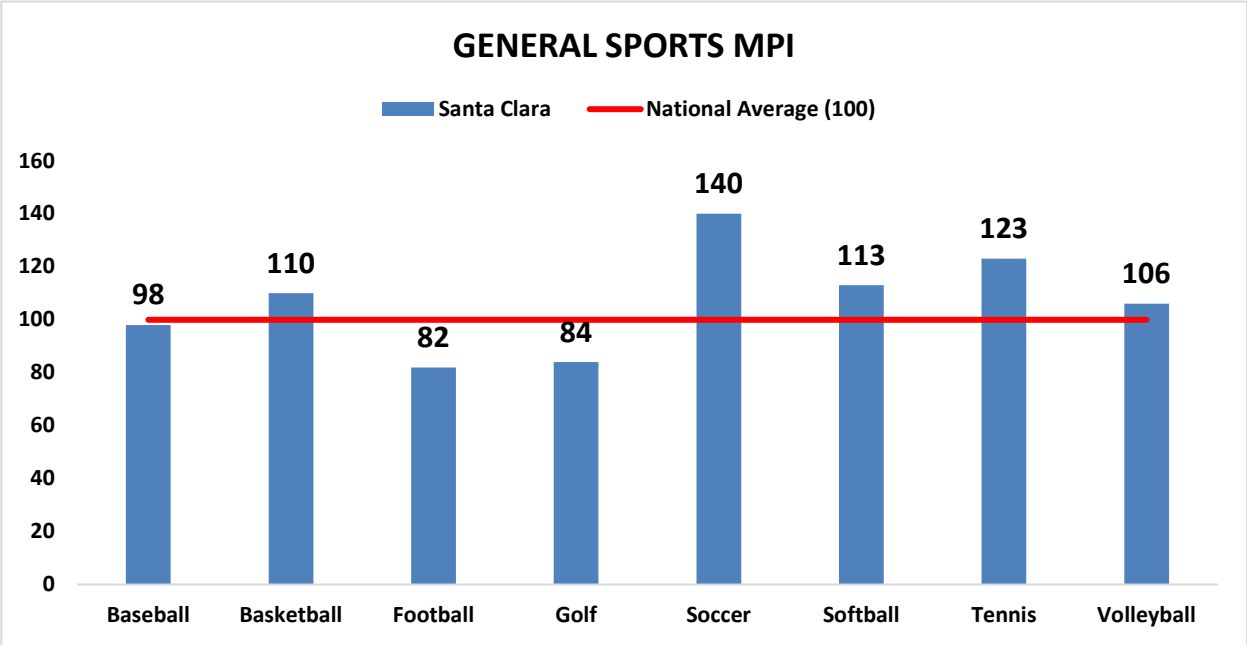

2023 GENERAL FITNESS MARKET POTENTIAL INDEX

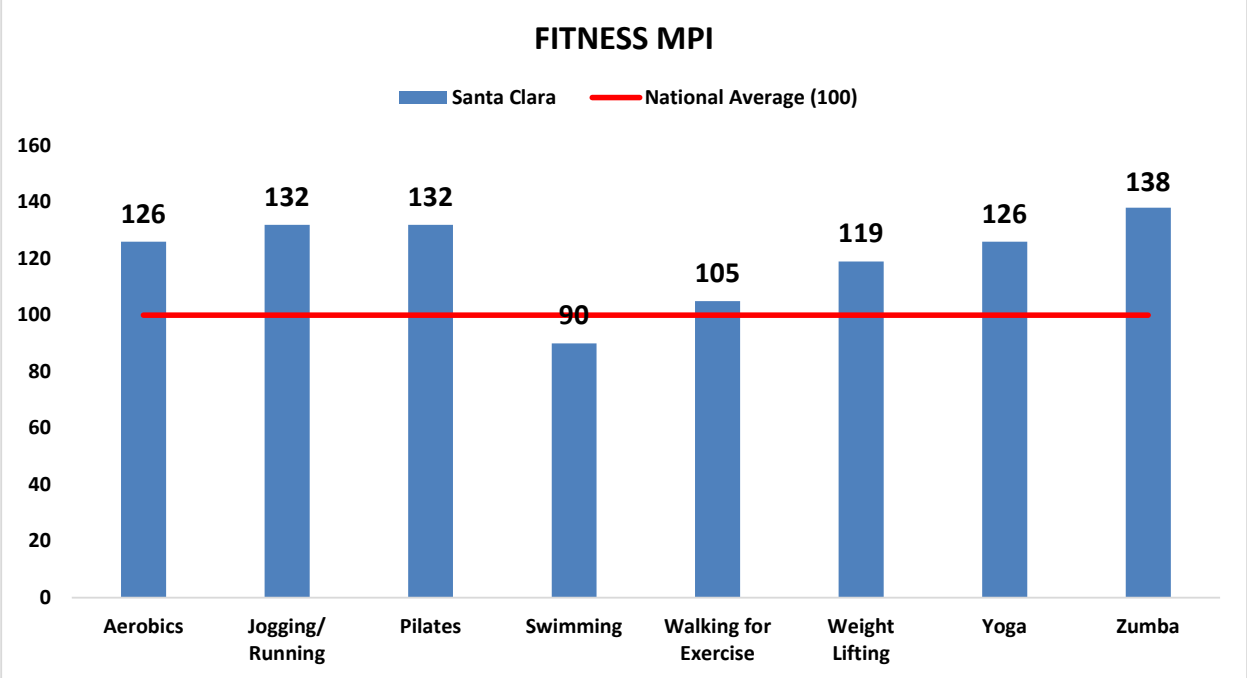

2023 OUTDOOR RECREATION MARKET POTENTIAL INDEX

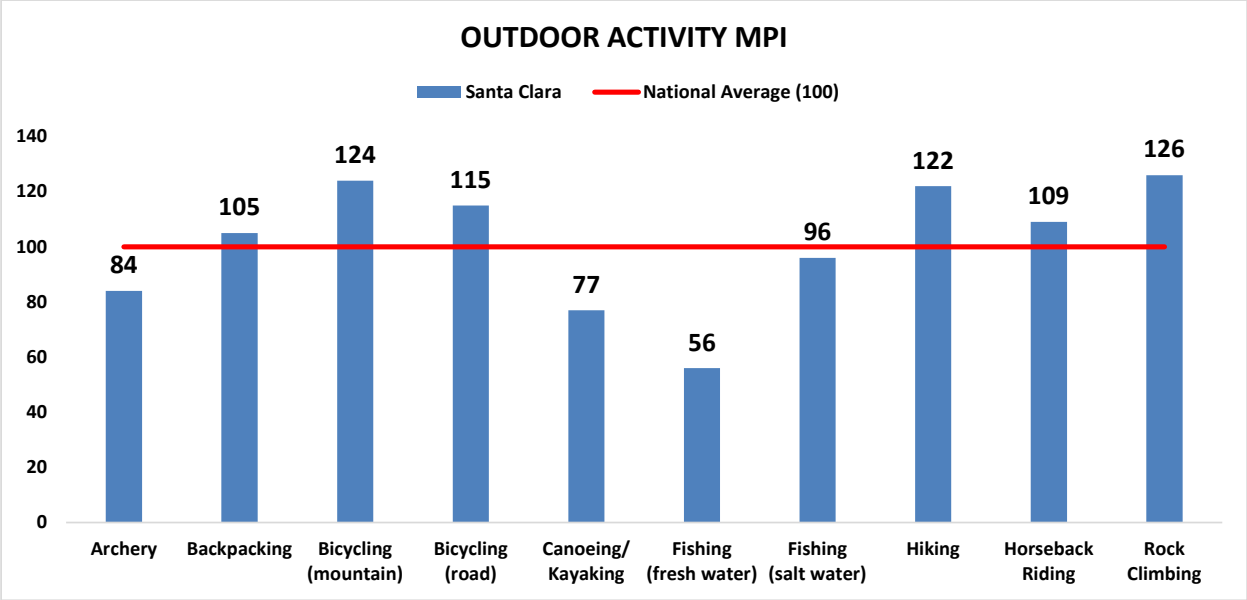

1.8 RECREATION TRENDS SUMMARY

It is critically important for Santa Clara Parks and Recreation to understand the local and national participation trends in recreation activities. In doing so, the Department can gain general insight into the lifecycle stage of recreation programs and activities (emerging, stable, and declining) and thereby anticipate potential changes in need and demand for the programs and activities that it provides to the residents of Santa Clara. Here are some major takeaways for local and national recreation trends:

- Fitness walking remained the most popular activity OVERALL nationally and this activity will likely continue to grow in popularity in Santa Clara.
- All listed aquatic activities have experienced strong participation nationally though swimming is below the national average in Santa Clara.
- Basketball is the most participated in sport nationally while soccer is the most participated in sport locally.
- Tackle football has gained participants nationally over the last five years, but MPI numbers are well below the national average.
- Fast-pitch and slow-pitch softball saw slight increases in participation nationally and locally over the last year.
    - PLEASE NOTE: Individual MPI numbers are not available for fast-pitch and slow-pitch softball.
- Outdoor recreational activities are on the rise nationally and many of these activities are popular locally, including bicycling, hiking, and rock climbing.
- Based on national measurements, income level has a positive impact on activity rate. Higher income households tend to have higher activity rates.

Appendix C: Parks Assessment

MEMORANDUM

To: City of Santa Clara

Date: April 12, 2024

From: Hanah Goldov, Olivia Grenzebach, and Peter Winch, WRT

Ref. No.: 08441.01

Project: Santa Clara Parks and Recreation Master Plan

Pages:

Re: Parks Assessment

CC: John Gibbs, Hanah Goldov, and Olivia Grenzebach, WRT

Santa Clara is undertaking a master plan for the parks and recreation system. The master plan will focus on City-owned parks as well as recreational programming provided by the City. To support the master plan process, WRT conducted on-the-ground assessments of 57 distinct City of Santa Clara parks. The parks and open space system is shown on Figure 1.

This report summarizes the assessment, and includes documentation of recreation amenities, and a qualitative evaluation of access and connectivity, condition and maintenance, functionality, and sense of safety and comfort at each site. This memorandum provides preliminary suggestions for possible improvements. Attachment A details the scoring criteria, and Attachment B provides a table indicating each park's score in each of the four primary categories of analysis.

CITY OF SANTA CLARA: PARK TYPES

- Community Park
- Neighborhood Park
- Mini Park
- Recreation Facility
- Open Space
- Neighborhood Park or Recreation Facility
- Stream
- Roads
- Freeway/Highway
- Cities

METHODOLOGY

WRT conducted parks and open space assessments over the course of five days in January and February 2024. The team assessed the following City of Santa Clara parks and open spaces:

1. Agnew Park
2. Agnews Historic Park
3. Bill Wilson, Jr. Park
4. Bowers Park
5. Bracher Park
6. Central Park
7. City Plaza Park
8. Civic Center Park
9. Creekside Park
10. Earl R. Carmichael Park
11. Everett Alvarez Jr. Park
12. Everett N. "Eddie" Souza Park
13. Fairway Glen Park
14. Fremont Park
15. Fuller Street Park
16. Geof Goodfellow Sesquicentennial Park
17. Henry Schmidt Park
18. Homeridge Park
19. Jenny Strand Park
20. Larry J Marsalli Park
21. Lick Mill Park
22. Live Oak Park
23. Lawrence Station Area Plan (LSAP) Parks A, B, C, D, E, F, G, and H
24. Machado Park
25. Mary Gomez Park
26. Maywood Park
27. Meadow Park
28. Memorial Cross Park
29. Montague Park
30. Parkway Park
31. Rotary Park
32. Steve Carli Park
33. Thamien Park
34. Thomas Barrett Park
35. Ulistac Natural Area
36. Vincent Fiorillo Family Park
37. War Memorial Playground
38. Warburton Park and Pool
39. Westwood Oaks Park

Sites classified as Joint-Use Facilities and Recreation Facilities are not included in this assessment.

In the field, the team used a spreadsheet organized around four categories:

- Access & Connectivity
- Condition** *(see note below)*
- Functionality
- Safety & Comfort

Each category, in turn, was comprised of several more specific characteristics, detailed in Table 1. All features were scored using a qualitative rating scale of 1-4, with (1) indicating "Critical", (2) indicating "Poor", (3) indicating " Fair", and (4) indicating "Good." The assessment scoring criteria is detailed in Attachment A of this memo; the assessment matrix, with subcategory scores, is included in Attachment B of this memo.

In addition to the score, the team took descriptive field notes and photos, to illustrate the findings in the spreadsheet and keep a record of park characteristics.

**The Condition category is slightly different than the other scoring categories. The team compared on-site observations of park condition with the existing Facilities Condition Assessment Executive Summary Report (prepared by Kitchell, referred to as the Kitchell Report) from 2018, and noted discrepancies. When Kitchell data was available, it was honored and converted to 1, 2, 3, and 4 (Critical, Poor, Fair, and Good) in order to average the overall scores. If a park was not included in the Kitchell Report, it was scored in the same manner as the other categories and averaged.

Kitchell scores, scores reflecting site observations, discrepancies, and improvement projects completed since the Kitchell Report are noted and expanded upon in the Condition section of this memo.

Table 1: Santa Clara Parks Assessment Categories and Subjects

ACCESS + CONNECTIVITY	FUNCTIONALITY
Edge permeability	Diversity of activities/uses, relevance and variety of recreational amenities
Signage, maps, and City branding	Appropriate amenity adjacencies
ADA accessibility (potential ADA issues)	Distribution of shady and sunny areas
Presence of crosswalks and crossing signals	Variety of shrubs and trees
Sidewalks & surrounding circulation	Absence of visible drainage issues or erosion
Path connectivity within park	Compatibility with neighbors
Sufficient parking	Availability of comfort amenities (drinking fountains, seating, restrooms, trash)
Nearby bike lanes and adequate bike parking	Relevance and variety of play equipment
Adjacent trails or trailheads	Level of activation during site visit
Public transportation nearby	SAFETY + COMFORT
CONDITION	Adjacent derelict features
Paving condition	Graffiti, vandalism, broken furniture
Vegetation condition	Evidence of illicit or unauthorized use
Tree canopy condition	Road /traffic calming measures around park
Playground condition	Line of sight/openness
Rec amenities condition	Eyes on the street
Buildings / restroom facilities condition (if applicable)	Ease of navigation
Trash receptacles condition	Nighttime safety
Seating /benches condition	Mitigation of views/noise from surrounding land uses

Scores and notes were reviewed and refined so that aggregated scores could be calculated for each category. These scores will inform the master plan recommendations and allow the team to see what sites need to be prioritized, as well as home in on areas for potential improvement. If a park has a low Safety + Comfort score but scores highly in other categories, improvements related to safety and comfort should be targeted.

Each site was given an overall score using the same range ranking the parks and the open spaces and trails from great to poor. If a category was not relevant to a park, that park was not given a score for that category in order not to incorrectly weight overall category averages (e.g. if a park did not have a playground, the category "Playground Condition" was left blank—and not included in scored calculation—as opposed to being scored as 0).

PARKS ASSESSMENT

Summary

Strengths of Santa Clara's Parks

Our assessment found some consistent strengths across the park system.

- Santa Clara's parks are clearly **well-used and well-loved**. We observed people using each park, and many people in total using the park system.
- Parks are **well-maintained**. Benches, bathrooms, trash receptacles, playgrounds, and trees and plants are typically in good condition.
- Parks are **welcoming and open**, with few barriers at edges for users to enter the park.
- All parks have a sense of safety and comfort, and **little to no evidence of derelict use**.
- Many parks offer **multiple and diverse amenities and activities.**
- Most parks provide parking and are **easily accessed by car**.

Areas for Improvement

Individual parks have different, specific deficiencies, but some areas for improvement are systemwide.

- In many parks, play structures, exercise equipment, benches, and picnic areas need to be replaced or are nearing the end of their lifecycle.

- Signage throughout the park system is inconsistent. There is opportunity to add wayfinding signage to targeted parks, especially larger parks with more complex programming.
- Some parks are adjacent to major roadways, and experience is disrupted by noise.
- Some of these parks also do not have adequate road traffic calming measures or pedestrian crossings, making the park feel less safe and comfortable to access on foot or by bike.
- Some parks experience drainage and potential erosion issues.
- There is opportunity to create better connections between adjacent parks, with adjacent schools, and to adjacent trails.
- Some parks, typically smaller ones, do not seem to be well-used and feel isolated.
- Some parks, also typically smaller ones, have few or no comfort amenities. In some instances comfort amenities are not functional.

The following sections go into greater detail about the assessment's key findings in the areas of access and connectivity, condition and maintenance, functionality, and safety and comfort. For each topic, key themes are discussed at a systemwide scale, followed by a summary of park scores.

Access and Connectivity

Signage, Wayfinding and City Branding

All the parks had some form of signage. The park name was usually displayed prominently, at an entrance. Although signage is present it is inconsistent throughout the system. We found many different styles of park entrance sign. The park system as a whole could benefit from consistent branding. Wayfinding signage and maps are not currently present and would improve the park experience, especially at larger parks and for newer users.

Parking

All the parks seem to provide sufficient parking for their scale and uses. Smaller parks with fewer uses and users require less parking than a large park with many uses and users, like Central Park; in fact, at small parks that serve local neighborhood users, parking lots may take away valuable potential recreational space. Parks without their own lots generally have sufficient street parking withing close distance. A number of parks have amenities that may create peak period parking demand during games and events that outstrips available parking.

Most parks have designated bicycle parking, but not all. Bike parking should be a standard feature for Santa Clara's parks, enabling non-vehicular access.

Edge Permeability and Connections

Many of the parks feel "permeable" and welcoming. There are sight lines in and out of the park, and the borders of the park mesh well with the adjacent use. These parks have legible, and typically multiple, entrances that connect well with the surrounding neighborhood and/or sidewalk grid.

Some parks feel more closed off from their surroundings. These parks typically have limited street frontage, with other sides adjoining rear yard fences of neighboring houses or apartments. In other cases, parks would benefit from having greater separation from their surroundings, in order to shield unpleasant adjacencies like loud traffic.

The majority of parks are well-connected to surroundings, with complete pedestrian connections along paths and sidewalks. However, there are instances where park entrances do not align well or intuitively with pedestrian routes, crosswalks, etc. In a few places, parks that directly neighbor each other do not connect well. These parks would benefit from better, clearer connections that allow users to easily move between park spaces.

Thamien Park (left), is well-connected to pedestrian and cycling routes, including the canal path. Memorial Cross Park (right) is bound by large roads on two sides, without welcoming pedestrian crossings, and by fencing to the airport on another. It feels very separate from the surrounding area.

Access + Connectivity

Condition

In April 2017, the City of Santa Clara selected Kitchell CEM to perform Facility Condition Assessments for Parks and Recreation Department facilities, including 47 parks and 65 buildings, located within the City of Santa Clara. The purpose of this assessment was to:

- Inventory all Parks & Recreation assets for use in the City's Enterprise Asset Management System/Geographic Information System for use in a work order system;
- Assess asset conditions; Identify current deficiencies of the assets inventoried;
- Determine the costs of repair and/or replacement of the current deficiencies;
- Forecast anticipated future necessary renewals and costs for site systems over a 20-year life cycle;
- Assist the City in preventive maintenance planning;
- Use in the Department's Capital Improvement Project (CIP) budget planning.

Of the parks and facilities assessed, the report found 19 sites to be in Good condition, 8 sites to be in Fair condition,15 sites to be in Poor condition, and 6 sites to be in Critical condition.

Kitchell Report and Planned Improvements

The Kitchell Report often did not align with site observations. Many parks deemed Poor or Critical in the Kitchell Report were observed in good condition. Discrepancies, and projects completed after the report, are noted in the scoring tables. Many of the discrepancies can be explained by an improvement project that was completed after the Kitchell Report was conducted. To both adjust the scoring to reflect completed improvements and document the Kitchell findings, the scoring table shows the Kitchell Score and the Condition Score (Updated from Site Observations).

Planned future park improvement projects are also noted below but are not reflected in the scoring.

<u>Improvement Projects Completed Since Kitchell Report</u>

- Agnew Park Rehabilitation – 2020
- Bowers Park Playground Rehabilitation – 2019
- Everett N. "Eddie" Souza Neighborhood Park & Community Garden – 2018
- Fuller Street Park Sports Courts – 2020
- Steve Carli Park Playground Rehabilitation – 2017

- Vincent Fiorillo & Family Park – Fall 2022
- Creekside Park – January 2021
- Meadow Park and Redwood Trail – 2020
- Bill Wilson, Jr. Park – 2018
- Bracher Park Rehabilitation – 2016
- Homeridge Park Playground Rehabilitation – December 2020
- Machado Park Playground Rehabilitation - 2020

Planned Improvement Projects

- Bowers Park Parking Lot Rehabilitation Project – selection of consultant Spring 2024
- Central Park Entrance, Accessibility and Parking Improvements Project – DD completed Spring 2024; Magical Bridge All-Inclusive Playground – Construction completed Summer 2024
- Henry Schmidt Park Playground Rehabilitation – Schematic Design started July 2023
- Warburton Park Playground – Schematic Design started July 2023
- Westwood Oaks Park Playground Rehabilitation Project – Construction completed Summer 2024
- Fairway Glen Park Restroom Project – Completion in March 2024

Key findings from our site visits and assessments are summarized in the following categories.

Recreational Amenities

Recreational amenities are generally in good condition. They are well-used, and show signs of wear, but very functional and well-maintained. Newer play structures are in great condition. Older play structures (the wooden ones) are still working well but should likely be replaced as their lifecycle comes to an end.

Some pavement in parks, paths and courts, has cracks. For easier and more pleasant use, these areas should be repaired.

Comfort Amenities

Restrooms, lighting, trash, and seating, when present, are in very good condition. All these comfort amenities seem to be regularly serviced and well-maintained. There are some instances of aging seating and picnic areas, which should be lifecycle replaced, but is still functional.

Vegetation and Plantings

Vegetation and plantings are in mostly good condition, although there were some instances of seemingly unhealthy or unmaintained plantings. Mostly, tree canopies and plantings are healthy and add to a pleasant park experience. Instances of poor condition should be targeted and improved.

Condition Score Summary

Park Name	Park Improvement Projects (Completed)	Kitchell Score	Condition Score (Updated from Site Observations)
Agnew Park	Agnew Park Playground Rehabilitation - 2020	1	4
Agnews Historic Park		4	4
Bill Wilson, Jr. Park	Bill Wilson, Jr. Park - 2018	4	4
Bowers Park	Bowers Park Playground Rehabilitation - 2019	1	3
Bracher Park	Bracher Park Rehabilitation - 2016	3	4
Central Park		2	4
City Plaza Park	City Plaza Gazebo - February 2023	2	4
Civic Center Park		3	3
Creekside Park	Creekside Park - January 2021	4	4
Earl R Carmichael Park		2	4
Everett Alvarez Jr. Park		4	3
Everett N. "Eddie" Souza Park	Everett N. "Eddie" Souza Neighborhood Park & Community Garden - 2018	4	4
Fairway Glen Park		4	4

SANTA CLARA PARKS AND RECREATION MASTER PLAN:
PARKS ASSESSMENT

Park Name	Park Improvement Projects (Completed)	Kitchell Score	Condition Score (Updated from Site Observations)
Fremont Park		2	3
Fuller Street Park	Fuller Street Park Sports Courts - 2020	4	4
Geof Goodfellow Sesquicentennial Park		4	3
Henry Schmidt Park		2	3
Homeridge Park	Homeridge Park Playground Rehabilitation - December 2020	1	4
Jenny Strand Park		2	2
Larry J Marsalli Park	Larry J. Marsalli Park Off-Leash Dog Area - 2018	3	4
Lick Mill Park		2	3
Live Oak Park		4	4
Lawrence Station Area Plan (LSAP) - Park A		4	4
LSAP- Park B		4	4
LSAP- Park C		4	4
LSAP- Park D		4	4
LSAP- Park E		4	4
LSAP- Park F		4	4
LSAP- Park G		4	4
LSAP- Park H		4	4
Machado Park	Machado Park Playground Rehabilitation - 2020	2	3

Park Name	Park Improvement Projects (Completed)	Kitchell Score	Condition Score (Updated from Site Observations)
Mary Gomez Park		2	2
Maywood Park		2	2
Meadow Park	Meadow Park and Redwood Trail - 2020	4	4
Memorial Cross Park		3	4
Montague Park	Montague Park Rehabilitation Project - June 2023: new playground, basketball court, picnic areas, and adult fitness areas open for use, building rehabilitation and upgrades projected completed end of March 2024	2	4
Parkway Park		3	3
Rotary Park		1	4
Steve Carli Park	Steve Carli Park Playground Rehabilitation - 2017	2	3
Thamien Park		4	4
Thomas Barrett Park		4	4
Ulistac Natural Area		3	4
Vincent Fiorillo & Family Park	Vincent Fiorillo & Family Park - Fall 2022	4	4
War Memorial Playground		4	3
Warburton Park and Pool		2	2
Westwood Oaks Park		1	4

Thomas Barrett Park (left) is well maintained and in good condition. All play structures, plantings, seating, and paths are not showing signs of wear. Warburton Park and Pool (right) shows signs of wear. There are cracks in much of the pavement, and seating structures are eroding.

Condition

0-1 - Poor
1-2 - Fair
2-3 - Good
3-4 - Great

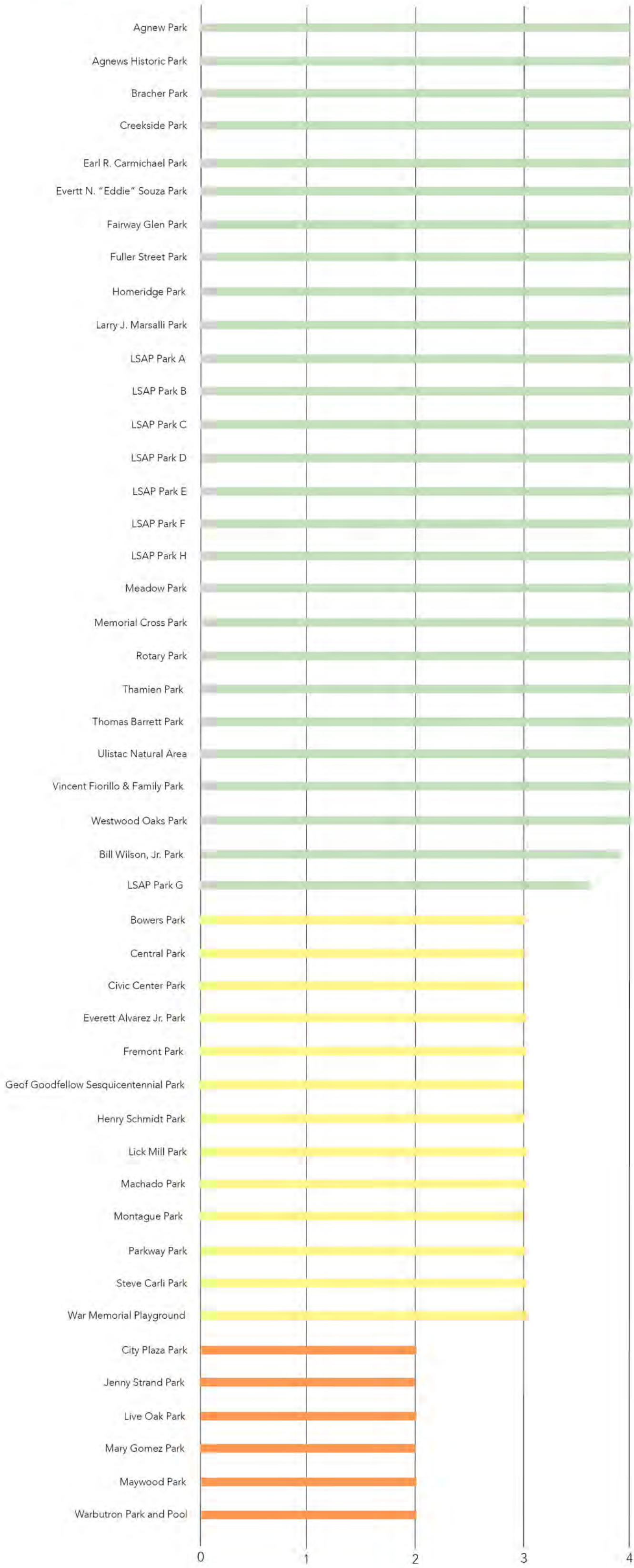

Functionality

Diversity of Activities and Uses

Many of Santa Clara's parks are extremely functional and provide a variety of activities and uses. Parks are well-designed to access these uses and amenities that they require, as well as flexible open space for hanging out or informal play. However, there are parks, typically smaller ones, that do not provide many or even any uses. Mostly pocket parks, these spaces have limited functionality.

Amenities

Most of the parks provide adequate amenities that allow for activity and comfort. Along with amenities like sports facilities, play structures, exercise stations, and lawn space, the parks have restrooms, benches, picnic tables, trash receptacles, shaded areas, and drinking fountains. In general, the parks are very well serviced and create a comfortable park experience. Amenities are placed well within the parks. Despite a few instances of a locked restroom and dysfunctional water fountain, the amenities are working and seem to be well-maintained.

Drainage

Drainage and potential erosion were observed at multiple parks. There was standing water typically around picnic tables and picnic areas, where the ground was at a lower grade than the surrounding park space. This lack of drainage may cause erosion of structures, especially wooden material like what the older picnic tables and benches are made of. Site visits were made during the rainy season, so this issue may not be important year-round.

Activation

Most of Santa Clara's parks appear to be well-used and well-loved. The variety of amenities offered throughout the system seem to be being used and appreciated by residents. People were observed using the parks for many different things, especially play structures, walking loops, and sports amenities. Some smaller parks, the pocket parks, were not observed being used.

Central Park (left) is well used, for many different activities. It provides the amenities necessary to ensure a pleasant park experience and is easy to navigate. At Geof Goodfellow Sesquicentennial Park (right), there are limited features to attract us, comfort amenities are not provided, and adjacent major roadways create a challenging context.

Functionality

0-1 - Poor
1-2 - Fair
2-3 - Good
3-4 - Great



Safety + Comfort

Adjacent Derelict Features; Graffiti, Vandalism, and Broken Furniture; and Evidence of Illicit or Unauthorized Use

In almost all parks, there was no evidence of illicit use or visual elements that might cause a user to feel unsafe. The parks were almost completely devoid of adjacent derelict features, graffiti, vandalism, and broken furniture. Evidence of illicit use was observed at one park (Geof Goodfellow); there was trash and belongings strewn throughout the park. Besides this one instance, the parks were clean, well-maintained, and fostered a sense of safety and comfort.

Road Traffic/Calming Measure Around Park and Mitigation of Views/Noise from Surrounding Land Uses

A significant number of parks suffer from adjacent highways and roads that create visual and audible disruption to the park experience. Many of these parks seem to have intentional screening, but it is not always effective. Loud, unmitigated car noises create an unpleasant user experience. Furthermore, these parks do not always have adequate pedestrian crossings to reach the park, across the large road. These highways and roads act as barriers on the side of the park that they abut. These concerns may be addressed with improved and additional screening, and/or road and traffic calming measures on the roads themselves.

Line of Sight/Openness and Eyes on the Street

Most of the parks have good lines of sight throughout the park space, adding to a sense of safety. There are some hidden areas in parks, but they are minimal and do not significantly create an environment that feels unsafe. Many parks benefit from good eyes on the street, as well. Being open to surrounding land uses, like housing or a library, allows people outside of the park to see in and gives the park users a greater sense of others' presence. Some parks are more closed off, typically by fence, and could benefit from more permeable edges and therefore more eyes on the street.

Nighttime Safety

Although site visits were not conducted at night, the parks seemed like they would feel safe at nighttime. Many parks had lighting present, and all the features that make the parks feel safe and comfortable during the day also help foster a sense of safety at night. Parks that feel more closed off and isolated from their surroundings may benefit from increased nighttime safety strategies, like additional lighting.

Fremont Park (left) is adjacent to the busy Senior Center, and these "eyes on the street" create an environment that feels safe. There is ample seating and shade, and there are no signs of misuse. Mary Gomez Park (right) is closed off from the surrounding neighborhood and feels isolated, potentially creating a feeling of unsafety. One major edge of the park abuts the highway, which is extremely loud and unpleasant.

Safety + Comfort

0-1 - Poor
1-2 - Fair
2-3 - Good
3-4 - Great

Scoring and Takeaways

Santa Clara's parks are well-used and functional. The majority of the parks scored within the "Good" to "Great" range and no parks scored below the "Fair" to "Good" range. Small adjustments, like lifecycle replacement of aging amenities and improved connection points would improve the system.

The Overall Score was calculated by averaging the scores from each of the four categories and rounding to a whole number of 1, 2, 3, or 4.

Parks Overall Score Summary

Park Name	Overall Rating	Key Observations
Agnew Park	4	Drainage issues. Lack of planting, especially on the edges and on slopes.
Agnews Historic Park	3	Not well connected with surroundings; feels closed off. Does not read as a public park.
Bill Wilson, Jr. Park	3	Does not connect well to Central Park, adjacent.
Bowers Park	3	There are opportunity areas for added amenities and features--potentially the open space by the wading pool and north entrance/sign.
Bracher Park	3	Needs better screening from highway.
Central Park	4	Lack of connection with Bill Wilson, Jr. Park. Would benefit from wayfinding signage.
City Plaza Park	4	Path and walking loop are not complete.
Civic Center Park	3	Needs better screening from street. Needs lifecycle replacement of seating. Does not connect to adjacent Geof Goodfellow Park.
Creekside Park	3	Does not connect well to Meadow Park, adjacent.

Earl R Carmichael Park	3	Walking loop is not formalized. Potentially needs lifecycle replacements of play structure and surfacing.
Everett Alvarez Jr. Park	3	Need lifecycle replacements of play structures and surfaces, and additional seating.
Everett N. "Eddie" Souza Park	4	Needs better screening from street. Potential to highlight trail connection.
Fairway Glen Park	3	Not well connected to adjacent school. Needs lifecycle replacements of picnic tables and benches.
Fremont Park	4	Exercise equipment needs lifecycle replacement.
Fuller Street Park	4	Lack of vegetation and dispersed planting/beautification areas.
Geof Goodfellow Sesquicentennial Park	3	Does not have comfort amenities. Does not connect to adjacent Civic Center Park.
Henry Schmidt Park	3	Needs better screening from street. Loop path could be improved.
Homeridge Park	3	Pavement needs replacement. A lot of empty space that has opportunity for better use.
Jenny Strand Park	3	Walking loop is not formalized. Needs lifecycle replacement of play structure. Bathrooms closed on visit.
Larry J Marsalli Park	3	Needs better screening from highway and additional entrance points. Needs lifecycle replacement of amenities.
Lick Mill Park	3	Needs lifecycle replacements of play structures and picnic areas. Not well connected to adjacent Ulistac Open Space.
Live Oak Park	4	Drainage issues on field. Lack of walking loop.
LSAP- Park A	4	These parks lack clarity and character. Names are confusing and not distinct.
LSAP- Park B	4	
LSAP- Park C	4	

LSAP- Park D	4	
LSAP- Park E	4	
LSAP- Park F	4	
LSAP- Park G	3	
LSAP- Park H	4	
Machado Park	3	Path/walking loop is not completed.
Mary Gomez Park	3	Need lifecycle replacements of playground and picnic areas. Need more screening from street. Need to consider pool plan considering the closing of the IFC.
Maywood Park	3	Walking loop is not complete. Play structure and pavement needs lifecycle replacement. Community room is an opportunity area.
Meadow Park	4	Does not connect well to Creekside Park, adjacent.
Memorial Cross Park	2	
Montague Park	4	Not well connected to adjacent swim center. Lots of grass areas that could be used for additional functions.
Parkway Park	3	Need more shrubs and plantings. Parcourse needs lifecycle replacement, or could be replaced by other underrepresented recreation.
Rotary Park	3	Needs lifecycle replacements of play structure. Limited plantings.
Steve Carli Park	3	Play structures and seating needs lifecycle replacements.
Thamien Park	4	Trail connection is somewhat obscured. Drainage issues. Needs lifecycle replacements.
Thomas Barrett Park	4	Play structures and seating needs lifecycle replacements.

Ulistac Natural Area	3	Entrance is not easily and obviously connected with pedestrian crossings. Would benefit from road calming measures. Not well connected to adjacent Lick Mill Park. Lack of comfort amenities.
Vincent Fiorillo & Family Park	4	
War Memorial Playground	4	Not well connected to the surrounding field. Needs lifecycle replacements.
Warburton Park and Pool	3	Play structures and seating needs lifecycle replacements.
Westwood Oaks Park	3	

Preliminary Recommendations for Parks

- Make lifecycle replacements of play structures, exercise equipment, benches, picnic areas, and other amenities as needed.
- Complete walking loops where there are gaps, in all parks where appropriate.
- Add wayfinding signage that indicates amenities at larger parks, like Central Park.
- Improve park connections where parks currently neighbor each other but do not connect well, or connect well with surrounding pedestrian network.
- Add planting and diversity of vegetation where appropriate and lacking.
- Make park branding and signage consistent throughout the system, especially at the newer, smaller parks (typically developer parks).
- Improve visual and sound screening at parks that abut loud highways and roads.
- Make pavement repairs where necessary.
- Address drainage issues where necessary.
- Consider strengthening the connection between parks and schools in instances where they neighbor one another.
- Consider replacing less-used features with new elements to enrich the park experience.

April 12, 2024

ATTACHMENT A – SCORING MEMO

This scoring memo was used as a guide in determining a score for key metrics.

Score Categories

- Access & Connectivity
- Condition & Maintenance
- Functionality
- Safety & Comfort

Scoring Instructions

All items should be scored on a 1 to 4 scale

- Critical (1)
- Poor (2)
- Good (3)
- Great (4)

Access + Connectivity

Edge Permeability

1. No Entrances/Access
2. Entrances/Access obscured
3. Entrances/Access defined - not noticeable beyond 100 yards
4. Entrances/Access clearly defined - able to be distinguished from a significant distance or multiple entrances not inhibiting access

Signage, Maps, and City Branding

Quality of signage relative to 'control park' for each park type. Locations of sign, wayfinding will be evaluated.

1. No park signage
2. Entrance sign and minimal secondary signs, limited information
3. Well-designed signage system – unobtrusive, understandable
4. Well-designed signage system with additional information (interpretive, wayfinding)

ADA Accessible Entrances / Pathways

Only visual analysis will be conducted.

1. No apparent ADA circulation or in very poor condition
2. Limited ADA circulation or in moderate condition
3. Adequate ADA circulation or in good condition
4. Extensive ADA circulation to all major park areas

Presence of Safe Pedestrian Crossings

(n/a when park entrance is located along a very small, low-traffic, quiet street)

1. Crossings are not present
2. Unsafe crossing relative to street width/traffic volume
3. Standard crossing treatment present
4. Crossing treatment prioritizes pedestrian and/or is directly integrated into park circulation

Sidewalks and Surrounding Circulation

1. No sidewalks/ Park entrances don't connect to external circulation/activity areas
2. Sidewalks present/ Park entrances are very limited
3. Sidewalks present/ Park entrances in vicinity of external circulation/activity areas
4. Sidewalks integrated into and enhance park circulation/ Park entrances directly relate to/act as extensions of external circulation/activity areas/ in great condition

Path Connectivity Within Park

1. Pathways are very limited
2. Pathways circuitous/confusing, missing connections
3. Pathways adequate
4. Destinations clearly connected and intuitive - circulation very easy to understand

Parking

Parking to be evaluated based on connectivity between parking and park elements. If there is no parking, rate "n/a."

1. No connectivity
2. Very poor connectivity
3. Adequate connectivity
4. Good connectivity

Accessible by Bike Route and Adequate Bike Parking

Bike parking quantity per size of park and appropriately located.

1. No marked bike route connecting near park (within 100 yards), no bike parking observed on site
2. Some bike route connectivity and bike parking, but very limited
3. Adequate bike route connects directly to park (Class II, III, or IV), bike parking observed / but not conveniently located or adequate
4. Safe, low-stress bike route connects directly to park (Class I , IV/ Fully Separated), ample bike parking for park and neighboring areas

Connectivity to Adjacent Open Space / Trail

Parks not adjacent to open space or trail will not be rated.

1. Park not adjacent to open space
2. Park adjacent to open space but lacking connection/trail
3. Park adjacent to open space with minimal connection to trail
4. Park well integrated to adjacent open space with trail connections

Public Transportation Nearby

1. No public transportation within 1 mile
2. Public transportation within ¼ mile (walkable)
3. Public transportation within 5-minute walk
4. Public transportation directly adjacent

Condition

Paving Condition
Potholes / cracks, looser pavers, deterioration, overall attractiveness, and relevance.

1. Critical condition, tripping concerns
2. Poor condition, some tripping concerns, not in appropriate locations
3. Fair condition, in appropriate locations
4. Excellent condition and in appropriate locations

Vegetation Condition
No overgrown grass or dirt patches, overall maintenance of planted areas, appropriate pruning, presence of weeds.

1. Critical condition
2. Poor condition
3. Fair condition
4. Excellent condition

Tree Canopy Coverage & Condition
Ample amount of distribution throughout site and overall attractiveness

1. Critical Condition
2. Poor condition
3. Fair condition
4. Excellent condition

Playground Condition
Equipment condition (broken/protruding parts, rust), mulch, rubber, etc. Relevance of play equipment, variety of play equipment.
Critical Condition

1. Critical condition
2. Poor condition
3. Fair condition
4. Excellent condition

Buildings / Restroom Facilities Condition & Availability
Only parks with a restroom / building will be evaluated. Usable (not locked), sufficient provision for scale of the park, reasonably maintained (no severe maintenance issues) 0– no bathroom

1. No effective restrooms (not provided for larger parks, inaccessible or strongly undesirable due to cleanliness concerns)
2. Restrooms in poor condition
3. Adequate restrooms
4. Well provisioned for the site – bathrooms as amenities

Lighting Condition
Fixture condition (broken/protruding parts, rust, cracking, graffiti/vandalism)

1. Critical condition
2. Poor condition
3. Fair condition
4. Excellent condition

Trash Receptacles Condition and Availability
Fixture condition (broken/protruding parts, rust, cracking, graffiti/vandalism)

1. Critical condition
2. Poor condition
3. Fair condition
4. Excellent condition

Seating / Benches Availability and Condition
Fixture condition (broken/protruding parts, rust, cracking, graffiti/vandalism)

1. Critical condition
2. Poor condition
3. Fair condition
4. Excellent condition

Functionality

Diversity of Activities / Uses

1. No apparent use
2. Single use
3. Multiple uses
4. Many uses

Appropriate Amenity Adjacencies
Are amenities placed in a logical and balanced way to minimize any disruption

1. Amenities are not logically placed and make it hard to navigate
2. Amenities are not logically placed
3. Amenities are somewhat logically placed
4. All amenity areas are placed in the most logical place on site

Distribution of shady and sunny areas
Ample amount of distribution of shade on site through evergreen tree canopy or shade structures. Evaluation will prioritize use zones.

1. No consistent shade present on site
2. Moderate but limited amount of shade on site
3. Adequate shade on site
4. Ample shade with variety of uses available on site

Variety of Shrubs and Trees
Difference species, different forms / heights / shapes (trees vs. shrubs vs. herbaceous vegetation), different colors (flowers)

1. Park is devoid of vegetation variety
2. Park has some vegetation variety
3. Park has distinct ground cover, understory, and canopy plants
4. Park has large variety of plant types, colors, and seasonal interest

Absence of visible drainage issues or erosion
Visual inspection of puddling, flooding issues, or areas that are being eroded

1. There is significant signs of flooding or erosions throughout the park
2. There are some areas with flooding or erosion issues
3. There are minimal signs of flooding
4. There is no presence of flooding or erosion issues

Compatibility with neighbors

1. Adjacent uses are not appropriate
2. Adjacent uses could raise concerns
3. Adjacent uses are appropriate
4. Adjacent uses benefit each other

Level of Activation during site visit

Are people in the park and using the amenities?

1. There was no one present
2. There were a few people present
3. There were many people present
4. There were many, many people present

Safety + Comfort

Adjacent Derelict Features (off-site, nearby)

1. Multiple derelict features
2. Some derelict features
3. One derelict feature
4. No derelict features

Graffiti, Vandalism, Broken Furniture

1. Significant signs of graffiti, vandalism, or purposely broken furniture
2. Some signs of graffiti, vandalism, or purposely broken furniture
3. Few signs of graffiti, vandalism, or purposely broken furniture
4. No signs of graffiti, vandalism, or purposely broken furniture

Evidence of Illicit or Unauthorized Use

Illicit uses such as evidence of camping, littering, graffiti

1. Active evidence of illicit uses, camping, or vacancy
2. Some evidence of illicit uses
3. Trace evidence of illicit uses
4. No evidence of illicit uses

Road / Traffic Calming Measures Around Park

1. No traffic calming measure – excessive traffic speed common
2. Limited traffic calming measures on higher trafficked streets
3. Some traffic calming measures
4. Well integrated and designed traffic calming measures that successfully slow traffic

Line of Sight / Openness

Evaluation will only apply to use zones of park, i.e., parks next to open spaces or creeks will not be negatively scored by the presence of taller/un-maintained vegetation

1. Lots of overgrown vegetation and hidden areas, line of sight very obstructed
2. Overgrown vegetation, or hidden areas present near use zones
3. Some overgrown vegetation but generally open near use zones
4. No overgrown vegetation inhibiting clear sightlines through park

"Eyes on the Street"
Evaluation of park edges for natural surveillance and amount of activation through sidewalks, neighboring use, stoop conditions, walls.

1. No eyes on the street
2. Few eyes on the street
3. Some eyes on the street
4. Many eyes on the street

Ease of Navigation
Easily and quickly understandable path system and/or park layout

1. Confusing, circuitous, and non-intuitive circulation system
2. Path system present and connects park elements
3. Path system present and connects park elements very well
4. Quickly understandable and intuitive path system

Nighttime Safety (is applicable)
Does the park feel like it could be safe at night – i.e., enough lighting?

1. No lighting, feels very unsafe
2. Some lighting near amenities, large areas that are unlit
3. Lighting present, most areas are lit and feel safe
4. Extensive lighting, no concerns about safety

Mitigation of Views / Noise
Effective mitigation of unappealing surrounding land uses, such as industrial facilities, derelict ***structures, etc. (n/a if no such adjacent uses)***

1. Park does not mitigate unappealing surrounding land uses or noise
2. Park has some screening of unappealing surrounding land uses or noise
3. Park has somewhat adequate screening of unappealing surrounding uses
4. Park completely screens unappealing surrounding land uses, unappealing surroundings or noise imperceptible

Park Name	Edge Permeability	Signage, Maps,and City Branding	Accessibility (Potential ADA Issues)	Presence of Crosswalks and Crossing Signals	Sidewalks and Surrounding Circulation	Path Connectivity Within Park	Nearby bike lanes and adequate bike parking	Sufficient Parking	Adjacent Trails or Trailheads	Public Transportation nearby	Access + Connectivity Score
Agnew Park	3	4	4	2	4	4	4	4		4	3.7
Bowers Park	3	4	4	3	4	4	4	4			3.8
Central Park	3	3	4	3	4	4	4	4	3	3	3.50
Everett Alvarez Jr. Park	3	3	3	3	4	4	4	4			3.5
Everett N. "Eddie" Souza Park	3	4	4	2	3	4	4	4	4		3.56
Fuller Street Park	4	4	4	4	4	4	4	4			4.0
Henry Schmidt Park	4	3	2	4	4	3	4	4			3.50
Mary Gomez Park	2	3	3	2	3	3	3	3			2.75
Memorial Cross Park	3	1	1	3	1		1	1			1.571428571
Parkway Park	2	3	2	3	4	3	3	4			3

Park Name	Edge Permeability	Signage, Maps,and City Branding	Accessibility (Potential ADA Issues)	Presence of Crosswalks and Crossing Signals	Sidewalks and Surrounding Circulation	Path Connectivity Within Park	Nearby bike lanes and adequate bike parking	Sufficient Parking	Adjacent Trails or Trailheads	Public Transportation nearby	Access + Connectivity Score
Steve Carli Park	3	3	3	4	4	3	4	4			3.5
Thomas Barrett Park	4	3	3	3	4	4	3	4			3.50
Warburton Park and Pool	3	4	3	3	4	2	3	4			3.25
Vincent Fiorillo & Family Park	3	4	4	4	4	4	3	4			3.75
Creekside Park	4	4	4	2	4	4	2	1	4		3.22
Meadow Park	3	4	4	4	4	4	4	1	4		3.56
Bill Wilson, Jr. Park	2	4	4	1	2	4	3	2	2		2.6666
Bracher Park	3	4	3	3	3	4	3	2	3		3.111111111
Earl R Carmichael Park	2	3	3	2	2	1	2	3			2.25
Homeridge Park	3	3	2	4	4	3	3	4			3.25

Park Name	Edge Permeability	Signage, Maps,and City Branding	Accessibility (Potential ADA Issues)	Presence of Crosswalks and Crossing Signals	Sidewalks and Surrounding Circulation	Path Connectivity Within Park	Nearby bike lanes and adequate bike parking	Sufficient Parking	Adjacent Trails or Trailheads	Public Transportation nearby	Access + Connectivity Score
Jenny Strand Park	1	3	3	4	3	2	2	4			2.75
Machado Park	4	3	4	3	3	2	3	4			3.25
Maywood Park	4	3	3	3	4	4	4	4			3.625
LSAP- Park A - Amphitheater	4	1	4	4	4	4	4	4	4		3.67
LSAP- Park B - La Rambla & Kifer	4	1	4	4	4		4	4	4		3.6
LSAP- Park C - Par Course Equip & Bike Lockers	4	1	4	4	4		4	4	4		3.63
LSAP- Park D - Sport Court	4	1	4	4	4	4	4	4	4		3.67
LSAP- Park E- Playground	3	2	4	4	4	4	4	4	4		3.666666667
LSAP- Park F - Copper & Kifer	4	1	4	2	4		4	4	4		3.38
LSAP- Park G - Community Garden	3	1	3	4	4		3	3			3.0

Park Name	Edge Permeability	Signage, Maps,and City Branding	Accessibility (Potential ADA Issues)	Presence of Crosswalks and Crossing Signals	Sidewalks and Surrounding Circulation	Path Connectivity Within Park	Nearby bike lanes and adequate bike parking	Sufficient Parking	Adjacent Trails or Trailheads	Public Transportation nearby	Access + Connectivity Score
LSAP- Park H - Dog Park	4	2	2	3	3		4	4			3.14
Westwood Oaks Park	3	3	3	2	3	4	2	4			3
City Plaza Park	4	4	3	4	4	2	2	4			3.375
Civic Center Park	4	4	4	4	4	4	2	3			3.625
Fremont Park	4	4	3	3	4	4	3	3			3.5
Geof Goodfellow Sesquicentennial Park	4	4	4	4	4		2	4			3.714285714
Larry J Marsalli Park	1	3	4	2	2	3	3	4			2.75
Rotary Park	4	4	1	3	4	4	3	3			3.25
War Memorial Playground	3	3	3			4	2	4			3.17
Agnews Historic Park	1	3	4	4	4	4	3	4			3.38

Park Name	Edge Permeability	Signage, Maps,and City Branding	Accessibility (Potential ADA Issues)	Presence of Crosswalks and Crossing Signals	Sidewalks and Surrounding Circulation	Path Connectivity Within Park	Nearby bike lanes and adequate bike parking	Sufficient Parking	Adjacent Trails or Trailheads	Public Transportation nearby	Access + Connectivity Score
Fairway Glen Park	3	4	3	3	4	3	3	3			3.3
Lick Mill Park	3	3	3	4	4	4	3	4	4		3.56
Live Oak Park	4	3	3	3	4	3	4	4			3.5
Montague Park	3 -	4	4	4	4	4	3	3			3.71
Thamien Park	4	4	4	3	4	4	4	4	4		3.888888889
Ulistac Natural Area	1	4	1	2	3	4	4	1	4		2.666666667

Park Name	Paving Condition	Vegetation Condition	Tree Canopy Condition	Playground Condition	Rec Amenities Condition	Buildings/ Restroom Facilities Condition (if applicable)	Lighting Condition	Trash Receptacles Condition	Seating/ Benches Condition	Condition Score	Kitchell Score	Condition Score (Updated from Site Observations)
Agnew Park	4	4	3	4	4	4		4	4	4	1	3.89
Bowers Park	2	4	4	4	4	1		4	3	3	1.0	3.2
Central Park	2	4	4	4	3	4		4	4	4	2	3.67
Everett Alvarez Jr. Park	1	2	3	2	3	4		4	2	2	4	2.555555556
Everett N. "Eddie" Souza Park	4	4	4	4	4	4		4	4	4	4	4
Fuller Street Park	3	4	3	3	4	3		4	4	4	4	3.555555556
Henry Schmidt Park	2	5	4	1	3	4		3	4	3	2	3.00
Mary Gomez Park	1	2	4	1	3	3		2	1	2	2.0	2.1
Memorial Cross Park		4	3					4	4	3	3	3.60
Parkway Park	3	2	4	4	2	4		4	3	3	3	3.222222222

Park Name	Paving Condition	Vegetation Condition	Tree Canopy Condition	Playground Condition	Rec Amenities Condition	Buildings/ Restroom Facilities Condition (if applicable)	Lighting Condition	Trash Receptacles Condition	Seating/ Benches Condition	Condition Score	Kitchell Score	Condition Score (Updated from Site Observations)
Steve Carli Park	1	4	4	4	3	4		4	4	3	2.0	3.4
Thomas Barrett Park	4	4	4	3	3	4		3	3	4	4	3.56
Warburton Park and Pool	1	1	2	2	2	2		2	1	2	2	1.666666667
Vincent Fiorillo & Family Park	4	4	4				4	4	4	4	4	4.00
Creekside Park	4	4	4					4	4	4	4.0	4.0
Meadow Park	4	4	4	4	4	4		4	4	4	4	4
Bill Wilson, Jr. Park	3	4	4	4		4	4	4	4	4	3.9	3.888888889
Bracher Park	4	4	4	4	3	4		4	4		3	3.875
Earl R Carmichael Park	2	3	3	3	4	3		3	3	2	2	2.89
Homeridge Park	1	1	3	4	2	3	3	3	3	3	1.0	2.5

Park Name	Paving Condition	Vegetation Condition	Tree Canopy Condition	Playground Condition	Rec Amenities Condition	Buildings/ Restroom Facilities Condition (if applicable)	Lighting Condition	Trash Receptacles Condition	Seating/ Benches Condition	Condition Score	Kitchell Score	Condition Score (Updated from Site Observations)
Jenny Strand Park	3	2	3	3	3	1	2	2	2	2	2	2.30
Machado Park	3	3	3	3	3	3	4	4	2	3	2	3.1
Maywood Park	2	1	3	2	1	1	1	2	2	1	2	1.6
LSAP- Park A - Amphitheater	4	4	4			4.0	4	4	4	4	4	4
LSAP- Park B - La Rambla & Kifer	4	4	4		4		4	4	4	4	4	4.00
LSAP- Park C - Par Course Equip & Bike Lockers	4	4	4	4	4		4	4	4	4	4.0	4.0
LSAP- Park D - Sport Court	4	4	4		4	4	4	4	4	4	4	4.00
LSAP- Park E- Playground	4	4	4		4		4	4	4	4	4	4
LSAP- Park F - Copper & Kifer	4	4	4		4		4	4	4	4	4	4
LSAP- Park G - Community Garden	3	4	2			4	4	4	4	4	3.6	3.625

Park Name	Paving Condition	Vegetation Condition	Tree Canopy Condition	Playground Condition	Rec Amenities Condition	Buildings/ Restroom Facilities Condition (if applicable)	Lighting Condition	Trash Receptacles Condition	Seating/ Benches Condition	Condition Score	Kitchell Score	Condition Score (Updated from Site Observations)
LSAP- Park H - Dog Park	4	4	4				4	4	4	4	4	4.00
Westwood Oaks Park	4	4	4	4	4	4	4	4	4	4	1.0	4.0
City Plaza Park	4	4	4		3		4	4	4	4	2	3.88
Civic Center Park	3	2	3				4	3	2	3	3	2.857142857
Fremont Park	4	1	4	3	1		4	4	4	3	2	3.111111111
Geof Goodfellow Sesquicentennial Park	4	2	3				4	4	1	3	4	3
Larry J Marsalli Park	3	2	4	2	3	3	4	4	4	3	3	3.20
Rotary Park	3	2		2	2		4	4	1	2	1	2.50
War Memorial Playground	2	3	4	2		3	4	4	4	3	4	3.222222222
Agnews Historic Park	4	4	4				4	4	4	4	4.0	4.0

Park Name	Paving Condition	Vegetation Condition	Tree Canopy Condition	Playground Condition	Rec Amenities Condition	Buildings/ Restroom Facilities Condition (if applicable)	Lighting Condition	Trash Receptacles Condition	Seating/ Benches Condition	Condition Score	Kitchell Score	Condition Score (Updated from Site Observations)
Fairway Glen Park	4	4	4	4	4	4	3	4	3	4	4	3.80
Lick Mill Park	3	3	4	1	3	3		4	3	3	2	3
Live Oak Park	4	4	3	4	3	4	4	4	4	4	4	3.8
Montague Park	4	4	4	4	4	4		4	4	4	2	4
Thamien Park	4	2	2	4	3	4	4	4	4	4	4.0	3.5
Ulistac Natural Area	3	3	4		4				4	3	3	3.50

Park Name	Diversity of Activities/ Uses, relevance and variety of recreational amenities	Appropriate Amenity Adjacencies	Distribution of shady and sunny areas	Variety and Shrubs and Trees	Absence of visible drainage issues or erosion	Compatibility with Neighbors	Availability of comfort amenities (drinking fountains, seating, restrooms, trash)	Relevance and variety of play equiptment	Level of Activation during site visit (people using it?)	Functionality Score
Agnew Park	4	4	4	2	1	3	4	4	4	3.3
Bowers Park	3	4	4	4	3	3	4	4	3	3.56
Central Park	4	4	4	4	3	4	4	4	4	3.89
Everett Alvarez Jr. Park	3	3	4	3	4	4	3	3	2	3.222222222
Everett N. "Eddie" Souza Park	4	4	2	4	4	4	4	4	4	3.78
Fuller Street Park	4	4	2	3	2	4	4	3	3	3.2
Henry Schmidt Park	4	4	4	3	4	4	2	1	4	3.33
Mary Gomez Park	3	3	4	3	3	1	2	1	2	2.444444444
Memorial Cross Park	1	1	4	4	4	1	1			2.285714286
Parkway Park	2	4	4	3	3	2	4	4	3	3.222222222

Park Name	Diversity of Activities/ Uses, relevance and variety of recreational amenities	Appropriate Amenity Adjacencies	Distribution of shady and sunny areas	Variety and Shrubs and Trees	Absence of visible drainage issues or erosion	Compatibility with Neighbors	Availability of comfort amenities (drinking fountains, seating, restrooms, trash)	Relevance and variety of play equiptment	Level of Activation during site visit (people using it?)	Functionality Score
Steve Carli Park	4	4	4	2	4	3	2	4	4	3.444444444
Thomas Barrett Park	3	4	4	4	4	4	4	4	2	3.666666667
Warburton Park and Pool	3	3	4	1	4	4	3	2	3	3
Vincent Fiorillo & Family Park	4		4	4	4	4	4		2	3.714285714
Creekside Park	2	2	4	4	4	4	4		1	3.125
Meadow Park	4	4	4	4	4	4	4	4	3	3.888888889
Bill Wilson, Jr. Park	3	4	3	3	4	3	4	4	3	3.44
Bracher Park	3	3	3	3	4	2	4	3	4	3.22
Earl R Carmichael Park	3	3	4	2	3	4	4	2	1	2.89
Homeridge Park	3	3	3	3	1	2	3	4	3	2.78

Park Name	Diversity of Activities/ Uses, relevance and variety of recreational amenities	Appropriate Amenity Adjacencies	Distribution of shady and sunny areas	Variety and Shrubs and Trees	Absence of visible drainage issues or erosion	Compatibility with Neighbors	Availability of comfort amenities (drinking fountains, seating, restrooms, trash)	Relevance and variety of play equiptment	Level of Activation during site visit (people using it?)	Functionality Score
Jenny Strand Park	2	2	3	3	2	2	2	1	2	2.11
Machado Park	2	2	4	3	3	2	4	4	3	3
Maywood Park	2	1	3	1	2	2	2	2	4	2.111111111
LSAP- Park A - Amphitheater	3	3	4	4	4	4	4			3.714285714
LSAP- Park B - La Rambla & Kifer	2	4	4	4	2	4	4		1	3.125
LSAP- Park C - Par Course Equip & Bike Lockers	2	4	4	4	4	4	4		1	3.375
LSAP- Park D - Sport Court	4	4	4	4	4	4	4	3	1	3.555555556
LSAP- Park E- Playground	4	4	4	4	4	4	4	4	1	3.666666667
LSAP- Park F - Copper & Kifer	2	2	4	4	4	4	4		1	3.125
LSAP- Park G - Community Garden	3	4	3	4	3	4	4		1	3.25

Park Name	Diversity of Activities/ Uses, relevance and variety of recreational amenities	Appropriate Amenity Adjacencies	Distribution of shady and sunny areas	Variety and Shrubs and Trees	Absence of visible drainage issues or erosion	Compatibility with Neighbors	Availability of comfort amenities (drinking fountains, seating, restrooms, trash)	Relevance and variety of play equiptment	Level of Activation during site visit (people using it?)	Functionality Score
LSAP- Park H - Dog Park	4	4	4	4	4	2	4	4	1	3.444444444
Westwood Oaks Park	3	2	3	2		3	3	4		2.857142857
City Plaza Park	3	3	4	4	4	4	3		4	3.63
Civic Center Park		4	4	3	4	1	4		2	3.1
Fremont Park	4	4	3	4	4	4	4	4	4	3.89
Geof Goodfellow Sesquicentennial Park	1	1	2	4	4	1	1		1	1.88
Larry J Marsalli Park	2	3	3	1	3	1	4	1	1	2.11
Rotary Park		4	4	1	3	4	3	3	1	2.875
War Memorial Playground	3	4	4	3	4	4	4	4	4	3.777777778
Agnews Historic Park	1	1	4	4	4	1	3		1	2.38

Park Name	Diversity of Activities/ Uses, relevance and variety of recreational amenities	Appropriate Amenity Adjacencies	Distribution of shady and sunny areas	Variety and Shrubs and Trees	Absence of visible drainage issues or erosion	Compatibility with Neighbors	Availability of comfort amenities (drinking fountains, seating, restrooms, trash)	Relevance and variety of play equiptment	Level of Activation during site visit (people using it?)	Functionality Score
Fairway Glen Park	2	4	2	2	4	3	2	4	1	2.67
Lick Mill Park	4	4	4	4	4	1	4	1	2	3.1
Live Oak Park	3	4	4	3	3	4	4	4	4	3.666666667
Montague Park	4	4	3	2	4	3	3	4	4	3.444444444
Thamien Park	4	4	2	3	3	4	4	4	4	3.555555556
Ulistac Natural Area	4		4	4	2	3	1		3	3

Park Name	Adjacent Derelict Features	Graffiti, Vandalism, Broken Furniture	Evidence of Illicit or Unauthorized Use	Road/ Traffic Calming Measures Around Park	Line of Sight/Openness	Eyes on the Street	Ease of Navigation	Nighttime Safety	Mitigation of Views/ Noise from Surrounding Land Uses	Safety + Comfort Score
Agnew Park	4	4	4	3	2	3	3	4	3	3.3
Bowers Park	4	4	4	3	3	2	3	3	4	3.33
Central Park	4	3	4	3	3	3	3	3	4	3.33
Everett Alvarez Jr. Park	4	3	4	3	4	4	4	4	4	3.777777778
Everett N. "Eddie" Souza Park	4	4	4	1	4	2	4	3	1	3.00
Fuller Street Park	4	4	4	4	4	3	4	4		3.9
Henry Schmidt Park	4	4	4	3	4	3	4	3	3	3.56
Mary Gomez Park	4	4	4	2	2	2	3	3	1	2.777777778
Memorial Cross Park	3	4	4	1	4	1	3	1	1	2.444444444
Parkway Park	4	3	4	2	3	2	3	3	2	2.888888889

Park Name	Adjacent Derelict Features	Graffiti, Vandalism, Broken Furniture	Evidence of Illicit or Unauthorized Use	Road/ Traffic Calming Measures Around Park	Line of Sight/Openness	Eyes on the Street	Ease of Navigation	Nighttime Safety	Mitigation of Views/ Noise from Surrounding Land Uses	Safety + Comfort Score
Steve Carli Park	4	4	4	3	3	3	3	4	4	3.555555556
Thomas Barrett Park	4	4	4	4	4	3	4	4	4	3.89
Warburton Park and Pool	4	4	4	3	3	3	3	3	3	3.33
Vincent Fiorillo & Family Park	4	4	4	4	4	3	4	4	4	3.9
Creekside Park	4	4	4	2	3	4	3	4	2	3.4
Meadow Park	4	4	4	4	3	4	4	4	4	3.89
Bill Wilson, Jr. Park	4	4	4	2	3	4	4	4	3	3.56
Bracher Park	4	4	4	3	4	3	4	4	2	3.555555556
Earl R Carmichael Park	4	4	4	2	2	3	2	3	3	3.00
Homeridge Park	4	4	4	4	3	3	3	4	4	3.7

Park Name	Adjacent Derelict Features	Graffiti, Vandalism, Broken Furniture	Evidence of Illicit or Unauthorized Use	Road/ Traffic Calming Measures Around Park	Line of Sight/Openness	Eyes on the Street	Ease of Navigation	Nighttime Safety	Mitigation of Views/ Noise from Surrounding Land Uses	Safety + Comfort Score
Jenny Strand Park	4	4	4		2	1	3	3	2	2.88
Machado Park	4	4	4	3	3	3	3	4	3	3.444444444
Maywood Park	4	4	4	2	2	4	3	4	2	3.222222222
LSAP- Park A - Amphitheater	4	4	4	4	4	4	4	4	4	4
LSAP- Park B - La Rambla & Kifer	4	4	4	4	4	4	4	4	4	4.0
LSAP- Park C - Par Course Equip & Bike Lockers	4	4	4	4	4	4	4	4	4	4.00
LSAP- Park D - Sport Court	4	4	4	4	4	4	4	4	4	4.00
LSAP- Park E- Playground	4	4	4	4	4	4	4	4	4	4
LSAP- Park F - Copper & Kifer	4	4	3	2	4	4	4	4	3	3.56
LSAP- Park G - Community Garden	4	4	4	4	4	3	4	4	4	3.9

Park Name	Adjacent Derelict Features	Graffiti, Vandalism, Broken Furniture	Evidence of Illicit or Unauthorized Use	Road/ Traffic Calming Measures Around Park	Line of Sight/Openness	Eyes on the Street	Ease of Navigation	Nighttime Safety	Mitigation of Views/ Noise from Surrounding Land Uses	Safety + Comfort Score
LSAP- Park H - Dog Park	4	4	4	3	4	4	4	4	3	3.78
Westwood Oaks Park	4			3	3	3	4	4	4	3.571428571
City Plaza Park	4	4	4	4	3	4	3	4	4	3.777777778
Civic Center Park	4	4	4	1	4	3	4	4	1	3.222222222
Fremont Park	4	4	4	3	4	4	4	4	4	3.9
Geof Goodfellow Sesquicentennial Park	4	4	1	2	4	3	4	3	1	2.89
Larry J Marsalli Park	4	3	3	1	3	3	4	3	1	2.78
Rotary Park	4	4	4	3	4	4	4	4	4	3.89
War Memorial Playground	4	4	4		4	3	4	4	3	3.75
Agnews Historic Park	4	4	4	3	3	2	3	4	4	3.444444444

Park Name	Adjacent Derelict Features	Graffiti, Vandalism, Broken Furniture	Evidence of Illicit or Unauthorized Use	Road/ Traffic Calming Measures Around Park	Line of Sight/Openness	Eyes on the Street	Ease of Navigation	Nighttime Safety	Mitigation of Views/ Noise from Surrounding Land Uses	Safety + Comfort Score
Fairway Glen Park	4	4	4	3	4	3	4	3	4	3.7
Lick Mill Park	4	4	4	4	2	2	4	4	3	3.44
Live Oak Park	4	4	4	4	4	4	4	4	4	4.00
Montague Park	4	4	4	3	4	3	4	4	4	3.77777778
Thamien Park	4	4	4	3	3	4	4	4	4	3.8
Ulistac Natural Area	4	4	4	2	1	1	4	2	4	2.89

Park Name	Access + Connectivity Score	Condition Score	Kitchell Score	Condition Score (Updated from Site Observations)	Functionality Score	Safety + Comfort Score	Overall Rating
Agnew Park	3.7	4	1	3.89	3.3	3.3	3.56
Bowers Park	3.8	3	1.0	3.2	3.56	3.33	3.47
Central Park	3.50	4	2	3.67	3.89	3.33	3.60
Everett Alvarez Jr. Park	3.5	2	4	2.555555556	3.222222222	3.777777778	3.26
Everett N. "Eddie" Souza Park	3.56	4	4	4	3.78	3.00	3.6
Fuller Street Park	4.0	4	4	3.555555556	3.2	3.9	3.66
Henry Schmidt Park	3.50	3	2	3.00	3.33	3.56	3.35
Mary Gomez Park	2.75	2	2.0	2.1	2.444444444	2.777777778	2.52
Memorial Cross Park	1.571428571	3	3	3.60	2.285714286	2.444444444	2.475396825
Parkway Park	3	3	3	3.222222222	3.222222222	2.888888889	3.08

Park Name	Access + Connectivity Score	Condition Score	Kitchell Score	Condition Score (Updated from Site Observations)	Functionality Score	Safety + Comfort Score	Overall Rating
Steve Carli Park	3.5	3	2.0	3.4	3.444444444	3.555555556	3.49
Thomas Barrett Park	3.50	4	4	3.56	3.666666667	3.89	3.652777778
Warburton Park and Pool	3.25	2	2	1.666666667	3	3.33	2.8
Vincent Fiorillo & Family Park	3.75	4	4	4.00	3.714285714	3.9	3.84
Creekside Park	3.22	4	4.0	4.0	3.125	3.4	3.44
Meadow Park	3.56	4	4	4	3.888888889	3.89	3.83
Bill Wilson, Jr. Park	2.666666667	4	3.9	3.888888889	3.44	3.56	3.4
Bracher Park	3.111111111		3	3.875	3.22	3.555555556	3.44
Earl R Carmichael Park	2.25	2	2	2.89	2.89	3.00	2.76
Homeridge Park	3.25	3	1.0	2.5	2.78	3.7	3.05

Park Name	Access + Connectivity Score	Condition Score	Kitchell Score	Condition Score (Updated from Site Observations)	Functionality Score	Safety + Comfort Score	Overall Rating
Jenny Strand Park	2.75	2	2	2.30	2.11	2.88	2.51
Machado Park	3.25	3	2	3.1	3	3.444444444	3.20
Maywood Park	3.625	1	2	1.6	2.111111111	3.222222222	2.6
LSAP- Park A - Amphitheater	3.67	4	4	4	3.714285714	4	3.85
LSAP- Park B - La Rambla & Kifer	3.6	4	4	4.00	3.125	4.0	3.69
LSAP- Park C - Par Course Equip & Bike Lockers	3.63	4	4.0	4.0	3.375	4.00	3.75
LSAP- Park D - Sport Court	3.67	4	4	4.00	3.555555556	4.00	3.81
LSAP- Park E- Playground	3.666666667	4	4	4	3.666666667	4	3.83
LSAP- Park F - Copper & Kifer	3.38	4	4	4	3.125	3.56	3.5
LSAP- Park G - Community Garden	3.0	4	3.6	3.625	3.25	3.9	3.44

Park Name	Access + Connectivity Score	Condition Score	Kitchell Score	Condition Score (Updated from Site Observations)	Functionality Score	Safety + Comfort Score	Overall Rating
LSAP- Park H - Dog Park	3.14	4	4	4.00	3.444444444	3.78	3.59
Westwood Oaks Park	3	4	1.0	4.0	2.857142857	3.571428571	3.36
City Plaza Park	3.375	4	2	3.88	3.63	3.777777778	3.663194444
Civic Center Park	3.625	3	3	2.857142857	3.1	3.222222222	3.21
Fremont Park	3.5	3	2	3.111111111	3.89	3.9	3.6
Geof Goodfellow Sesquicentennial Park	3.714285714	3	4	3	1.88	2.89	2.87
Larry J Marsalli Park	2.75	3	3	3.20	2.11	2.78	2.71
Rotary Park	3.25	2	1	2.50	2.875	3.89	3.128472222
War Memorial Playground	3.17	3	4	3.222222222	3.777777778	3.75	3.5
Agnews Historic Park	3.38	4	4.0	4.0	2.38	3.444444444	3.30

Park Name	Access + Connectivity Score	Condition Score	Kitchell Score	Condition Score (Updated from Site Observations)	Functionality Score	Safety + Comfort Score	Overall Rating
Fairway Glen Park	3.3	4	4	3.80	2.67	3.7	3.5
Lick Mill Park	3.56	3	2	3	3.1	3.44	3.26
Live Oak Park	3.5	4	4	3.8	3.666666667	4.00	3.7
Montague Park	3.71	4	2	4	3.444444444	3.777777778	3.73
Thamien Park	3.888888889	4	4.0	3.5	3.555555556	3.8	3.68
Ulistac Natural Area	2.666666667	3	3	3.50	3	2.89	3.013888889

Appendix D: Programming Assessment

PROGRAM AND SERVICES ASSESSMENT

OVERVIEW OF PRIORITIES AND CORE PROGRAM AREAS

The Santa Clara Parks and Recreation Department has a professional staff that annually delivers a comprehensive parks and recreation program to Santa Clara residents. Department staff are responsible for the management and implementation of a diverse array of recreation programs, special community-wide events, and the operation of multiple facilities. Employees are engaged year-round in planning, implementing, conducting, and evaluating programs and events. All functions within the Department combine to provide hundreds of offerings in the areas of youth camps, aquatics, sports, health, fitness, literacy, senior services, and special events. But in addition to the provision of services provided directly by the Department, partnerships with other organizations are utilized throughout the service area. Through formal and informal cooperative relationships, various nonprofit agencies and other community partners assist with delivering select programs and indoor space to provide access for programs.

CORE PROGRAM APPROACH

The vision of the Department is to be a premier parks and recreation systems in the region providing all residents access to high-quality programs and experiences. Part of realizing this vision involves identifying Core Program Areas to create a sense of focus around activities and outcomes of greatest importance to the community as informed by current and future needs. However, public recreation is challenged by the premise of being all things to all people, especially in a diverse community such as Santa Clara. The philosophy of the Core Program Area assists staff, policy makers, and the public to focus on what is most important. Program areas are considered as Core if they meet many of the following categories:

- The program area has been provided for a long period of time (over 4-5 years) and/or is expected by the community.
- The program area consumes a relatively large portion (5% or more) of the agency's overall budget.
- The program area is offered 3-4 seasons per year.
- The program area has wide demographic appeal.
- There is a tiered level of skill development available within the programs area's offerings.
- There is full-time staff responsible for the program area.
- There are facilities designed specifically to support the program area.
- The agency controls a significant percentage (20% or more) of the local market.

SANTA CLARA RECREATION CORE PROGRAM AREAS

The Department currently offers programs in eight (8) Core Program Areas. These core program areas are listed below:

Core Program/Service Area	Brief Description
Aquatics	Offer year round lap swim and from time to time, aqua fit programs. Seasonally offer Recreation Swim and Swim Lessons. Swim Lesson include group and privates for children and adults.
Athletics	Recurring group recreational and/or instructional sports leagues, programs and activities operated, taught, or managed by the department through contract or staff or volunteers throughout a season
Enrichment	Group or individual recreational and/or instructional classes, support groups, activities, special interest programs, STEM programs, arts and crafts, etc. for all ages operated, taught, or managed by the department through contract or staff
Older Adults	Provide facilities, programs, and services that meet the needs of older adults (50+) living in the City of Santa Clara at different stages and levels of life.
Performing Arts	In keeping with the vision of founder Roberta Jones, and our 45-year history, Roberta Jones Junior Theatre provides youth in Santa Clara with high-quality recreational experiences in Theatre Arts. All children are welcome to participate on stage and backstage in our productions. Our program fosters a strong sense of place and community for participants and the general public. Youths are given opportunities for self expression in a fun, safe environment where they improve self esteem, confidence and social skills while learning the value of personal responsibility from adult role models.
Rentals/Reservations	Rental of facilities, parks, and other amenities for exclusive use of full or partial facility on a one-time basis by the general public Waiver and discounting of fees for specific types of uses/users such as other government users and community civic meetings addressed in the facility use policy.
Special Events (City)	Themed activities and events that may or may not require registration that include, food events, entertainment, holiday-themed, cultural celebrations and other special interests.
Special Event Permitting	Events planned and implemented by outside organizations that may be co-sponsored at various levels by the City. These events are of the magnitude that require City permits of some type as they are reliant on City public spaces to be the host venue. City sponsorship typically includes fee discounts, fee waivers, in-kind services.

ENSURING THE RIGHT CORE PROGRAM MIX

The Core Program Areas provided by Santa Clara currently appear to meet some of the community's major needs as identified in the survey results, but the program mix must be evaluated on a regular basis to ensure that the offerings within each Core Program Area – and the Core Program Areas themselves – align with changing leisure trends, demographics, and needs of residents. NRPA recommends that six determinants be used to inform what programs and services are provided by the Department. According to NRPA, those determinants are:

- **Conceptual foundations of play, recreation, and leisure** – Programs and services should encourage and promote a degree of freedom, choice, and voluntary engagement in their structure and design. Programs should reflect positive themes aimed at improving quality of life for both individuals and the overall community.
- **Organizational philosophy, mission, and vision** – Programs and services should support the City's and the Department's vision statements, values, goals, and objectives. These center on promoting personal health, community well-being, social equality, environmental awareness, and economic vitality.

- **Constituent interests and desired needs** - Departments should actively seek to understand the recreational needs and interests of their constituency. This not only ensures an effective (and ethical) use of taxpayer dollars, but also helps to make sure that programs perform well and are valued by residents.
- **Creation of a constituent-centered culture** - Programs and services reflect a Departmental culture where constituents' needs are the prime factor in creating and providing programs. This should be reflected not only in program design, but in terms of staff behaviors, architecture, furniture, technology, dress, forms of address, decision-making style, planning processes, and forms of communication.
- **Experiences desirable for clientele** - Programs and services should be designed to provide the experiences desirable to meet the needs of the participants/clients in a community and identified target markets. This involves not only identifying and understanding the diversity of needs in a community, but also applying recreation programming expertise and skills to design, implement, and evaluate a variety of desirable experiences for residents to meet those needs.
- **Community opportunities** - When planning programs and services, a department should consider the network of opportunities afforded by other organizations such as nonprofits, schools, other public agencies, and the private sector. Departments should also recognize where gaps in service provision occur and consider how unmet needs can be addressed.

AGE SEGMENT ANALYSIS

The table below depicts each program along with the age segments they serve. Recognizing that many programs serve multiple age segments, Primary and secondary markets were identified.

AGES SERVED Primary Market (P) or Secondary Market (S)							
Core Program Area	Preschool (5 and Under)	Elementary (6-12)	Teens (13-17)	Adult (18-34)	Adult (35- 54)	Senior (55-64)	Senior (65+)
Aquatics	P	P	S	P	P	P	P
Athletics	P	P	P	S	S	S	S
Enrichment	P	P	P	P	P	P	P
Older Adults					P	P	P
Performing Arts	P	P	P	P			
Rentals/Reservations	P	P	P	P	P	P	P
Special Events (City)	P	P	P	P	P	P	P
Special Event Permitting		P	P	P	P	P	P
TOTAL	**6**	**7**	**6**	**6**	**6**	**6**	**6**

AGE SEGMENT ANALYSIS – CURRENT SEGMENTS SERVED

Findings from the analysis show that the Department provides a strong balance of programs across all age segments. All segments are targeted as a primary market for all eight core programs.

This balance should be maintained moving forward, and the Department should update this Age Segment Analysis every year to note changes or to refine age segment categories. Given the growing population trend for residents ages 55 and over and the growing demand for services in this age bracket, it is also recommended that the Department further segment this group into 65-74 and 75+. These two sub-

segments will have increasingly unique needs and expectations for programs and services in coming years, and program planning will be needed to provide differing requirements.

Age Segment Analyses should ideally be done for every program offered by the Department. Program coordinators/managers should include this information when creating or updating program plans for individual programs. An Age Segment Analysis can also be incorporated into Mini Business Plans for comprehensive program planning.

LIFECYCLE ANALYSIS

A lifecycle analysis involves reviewing every program identified by City of Santa Clara staff to determine the stage of growth or decline for each as a way of informing strategic decisions about the overall recreation program portfolio. The various stages of program lifecycles are as follows:

- Introduction - New program; modest participation.
- Take-Off - Rapid participation growth.
- Growth - Moderate, but consistent participation growth.
- Mature - Slow participation growth.
- Saturated - Minimal to no participation growth; extreme competition.
- Decline - Declining participation.

This analysis is not based on strict quantitative data, but rather is based on the staff's knowledge of their program areas. The table below shows the percentage distribution of the various lifecycle categories of the Department's eight core program/service areas.

Core Programs: Lifecycle Stage				
	Percentage	**Number**	**Actual Distribution**	**Best Practice Distribution**
Introduction	0%	0	87.5%	50-60%
Take-Off	38%	3		
Growth	50%	4		
Mature	13%	1	12.5%	40%
Saturated	0%	0	0.0%	0-10%
Decline	0%	0		
Total	**100%**	**8**		

RECREATION PROGRAM LIFECYCLE ANALYSIS - CURRENT DISTRIBUTION AND RECOMMENDATIONS

Overall, the lifecycle analysis results indicate an unbalanced distribution of all programs across the lifecycle. A combined total of 87.5% (7 of 8) of the core program areas fall into the **Introduction, Take-off,** and **Growth** stages. It is recommended that this be 50-60% of the overall program portfolio to provide

new programs to align with trends and help meet the evolving needs of the community. This is likely due to the reintroduction of recreation programming following the Covid-19 pandemic.

In addition to the need to always introduce new programming to meet community needs, it is also important to have a stable core segment of programs that are in the Mature stage. Currently, the Department only has 12.5% (1 of 8) of their core program areas in this category. It is recommended that this be approximately 40% to provide stability to the overall program portfolio, but without dominating the portfolio with programs that are advancing to the later stages of the lifecycle. Programs in the Mature stage should be tracked for signs they are entering the Saturation or Decline stages. There should be an ongoing process to evaluate program participation and trends to ensure that program offerings continue to meet the community's needs.

Currently there are zero (0) core program areas that are saturated or declining. It is recommended to keep as few programs as possible in these two stages, but it is understood that programs eventually evolve into saturation and decline. If programs never reach these stages, it is an indication that staff may be "over-tweaking" their offerings and abbreviating the natural evolution of programs. This prevents programs from reaching their maximum participation, efficiency, and effectiveness. For Departments challenged by doing the most they can with limited resources, this has the potential to be an area of concern.

As programs enter the Decline stage, they must be closely reviewed and evaluated for repositioning or elimination. When this occurs, it is recommended to modify these programs to begin a new lifecycle with the introductory stage or to add new programs based upon community needs and trends.

Staff should complete a lifecycle review on an annual basis and ensure that the percentage distribution closely aligns with desired performance.

PROGRAM PARTICIPATION

A key component of the program assessment is the evaluation of program and service participation. The City of Santa Clara interfaced 2022-2024 program/service participant information via a GIS mapping tool to evaluate the locations of the community where program participants live.

2022-2024 Overall User Participation

The participation map is to be interpreted as the lighter blue areas indicating no to low participation from those geographical areas while the redder and yellow colors represent higher participation.

The mapping of the participation data shows:

- Significant geographical distribution.
- The Central Expressway (east-west) and the San Tomas Expressway (north-south) on the map helps to contextualize the data geographically.
- There is clear geographical division of participation, with most participation coming from residents that live in the central and southern areas of Santa Clara while most of the participation from the northern areas of the community comes from the residential neighborhoods clustered near Lick Mill Boulevard.

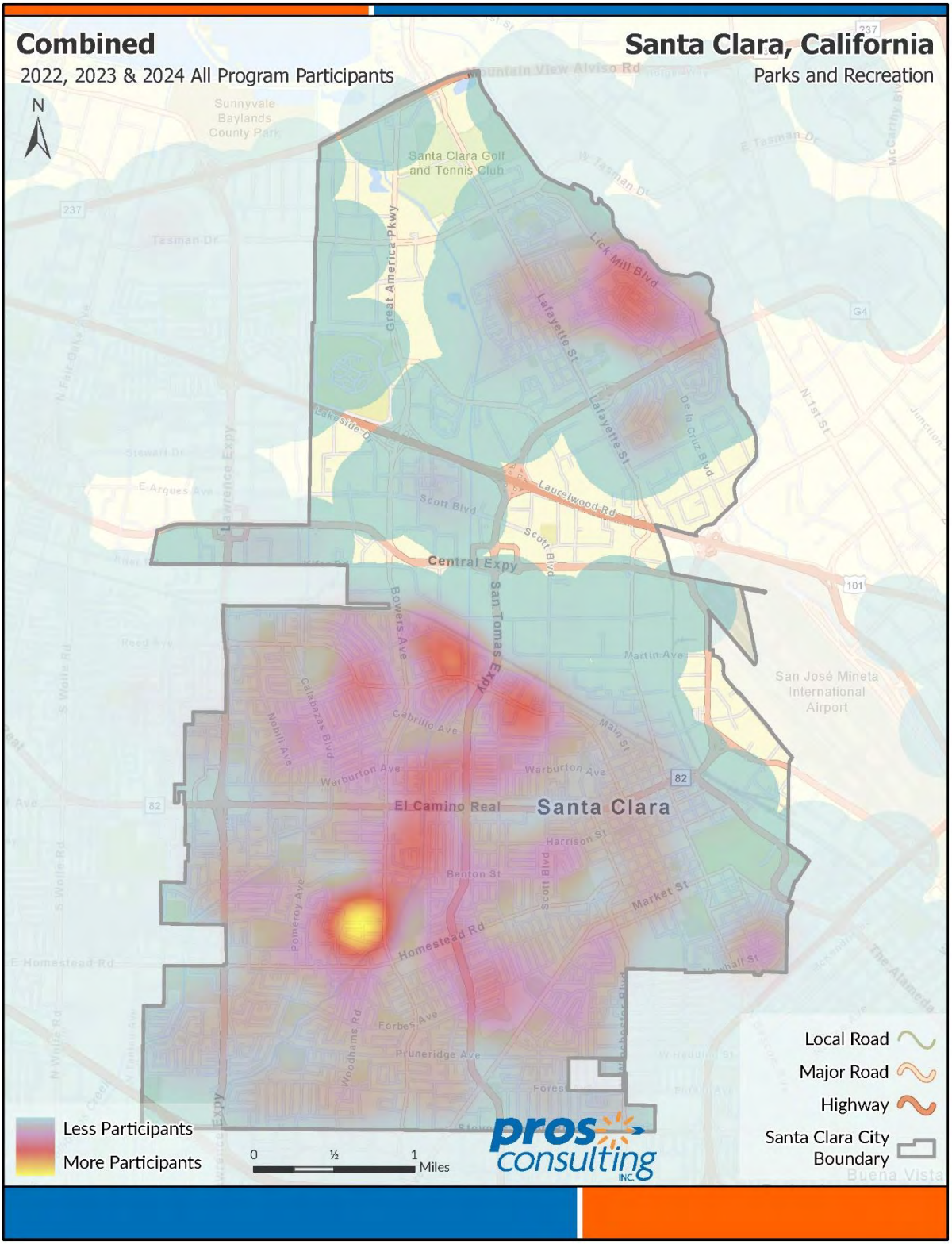
Combined
2022, 2023 & 2024 All Program Participants
Santa Clara, California
Parks and Recreation
N
Santa Clara Golf and Tennis Club
Sunnyvale Baylands County Park
Great America Pkwy
Lick Mill Blvd
Lafayette St
Lakeside Dr
Laurelwood Rd
Scott Blvd
Central Expy
San Tomas Expy
Bowers Ave
Martin Ave
San José Mineta International Airport
Cabrillo Ave
Warburton Ave
El Camino Real
Santa Clara
Harrison St
Benton St
Market St
Homestead Rd
Forbes Ave
Pruneridge Ave
Lawrence Expy
Tasman Dr
Stewart Dr
E Arques Ave
Reed Ave
E Homestead Rd
Local Road
Major Road
Highway
Santa Clara City Boundary
Less Participants
More Participants
0
½
1
Miles
pros consulting INC.

STATISTICALLY VALID SURVEY RESULTS

ETC Institute administered a needs assessment survey for Santa Clara during the winter of 2024-25. The survey was administered as part of the City's Parks and Recreation Master Plan. The survey results aid the City of Santa Clara in taking a resident-driven approach to making decisions that will enrich and positively affect the lives of residents.

The major program and service findings of the survey are summarized on the following pages.

Program Participation and Quality Ratings

- **Program Participation**
  Thirty-nine percent (39%) of households participated in Santa Clara Parks and Recreation Department programs over the past 12 months which is above the national benchmark of 36%.

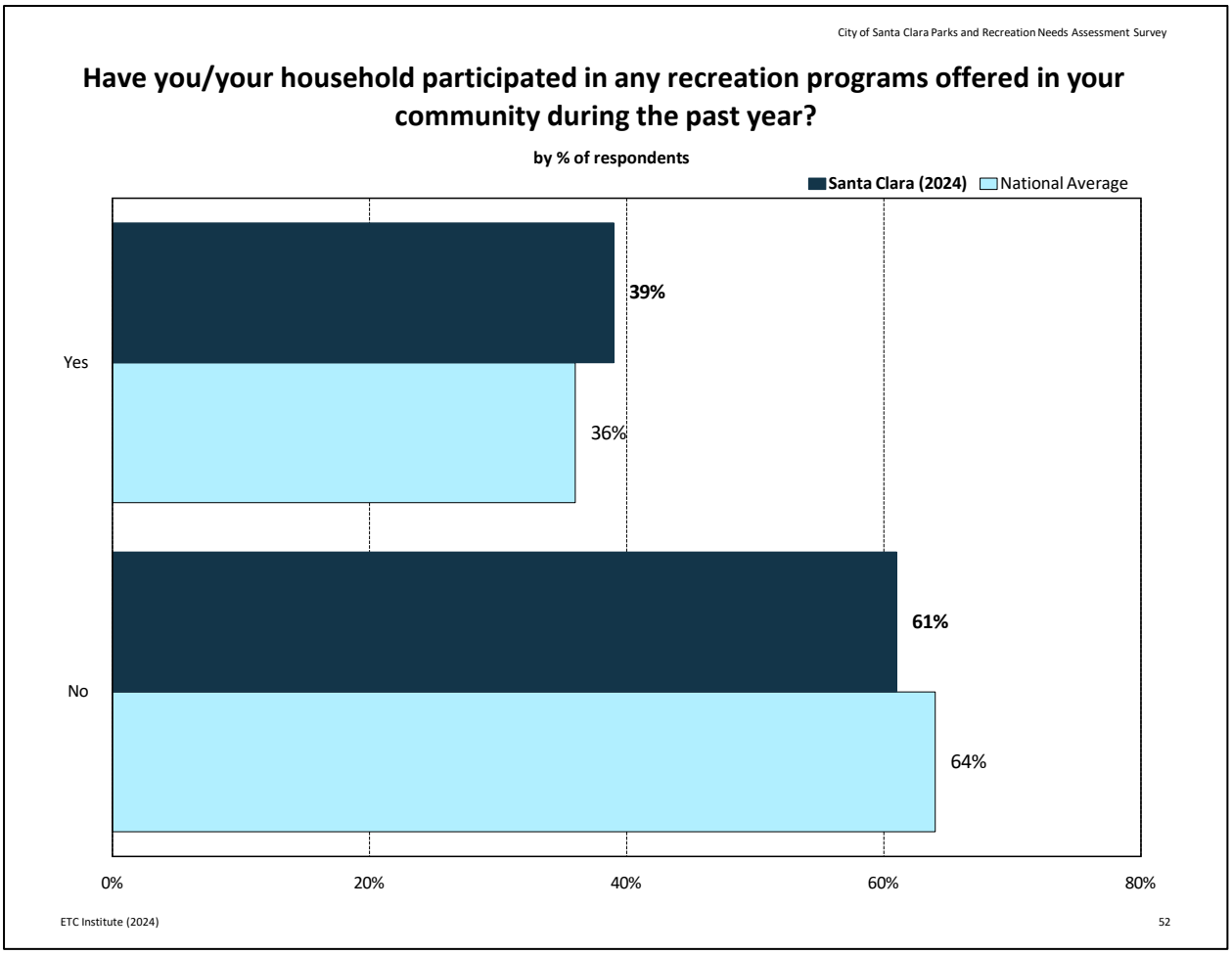

- **Program Quality:**
  Of households that participated in programs, 18% rated the quality of programs as "excellent" and 56% rated the quality of programs as "good". The combined excellent/good rating of 74% is below the national benchmark combined rating of 85%.

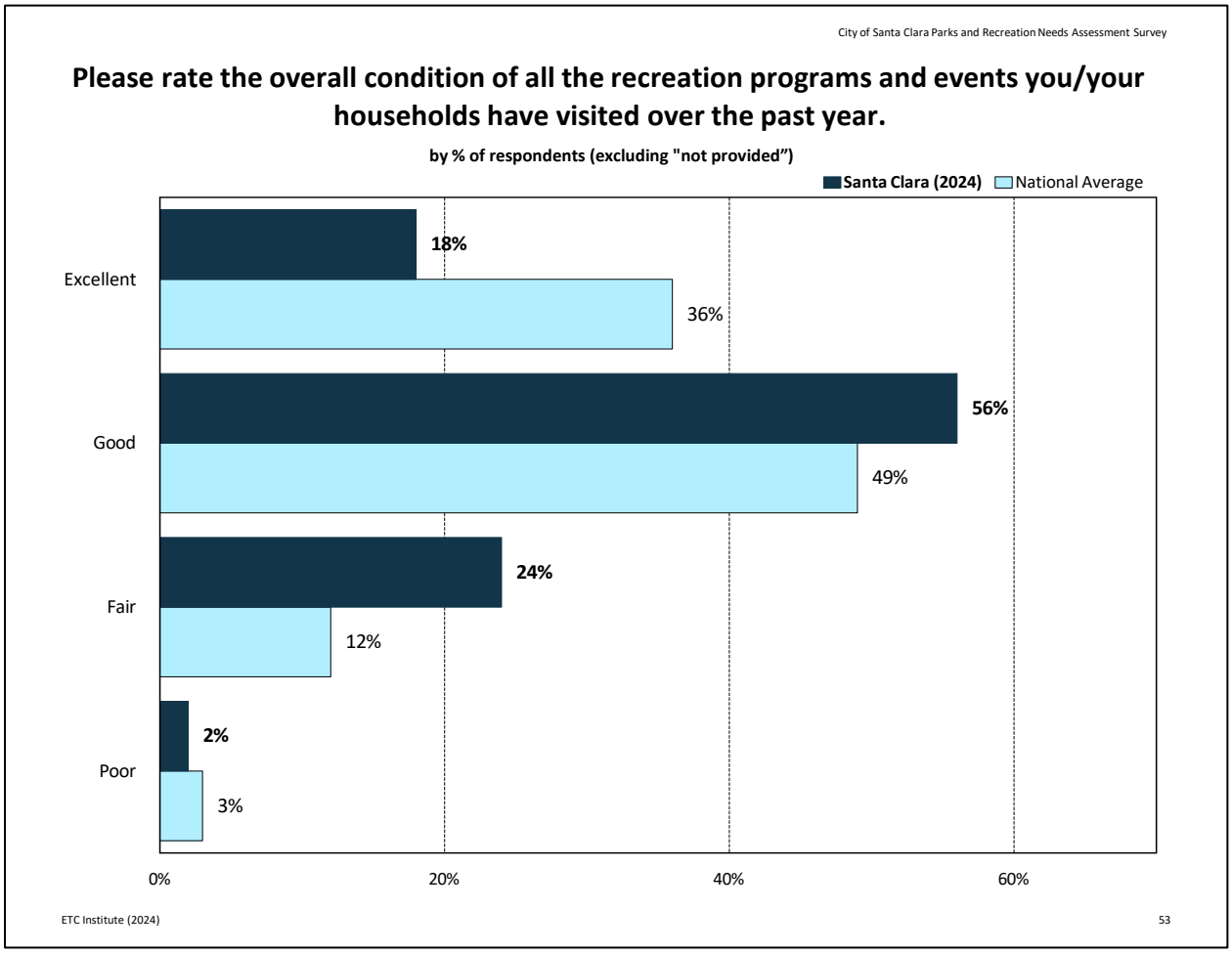

Barriers to Participating in Programs

Thirty-one percent (31%) of households did not participate in Santa Clara Parks and Recreation Department programs over the past 12 months due to inconvenient program time offerings, which is nearly twice the national benchmark of 16%. Other top barriers include I don't know what is offered (25%) and Too busy/not interested (22%).

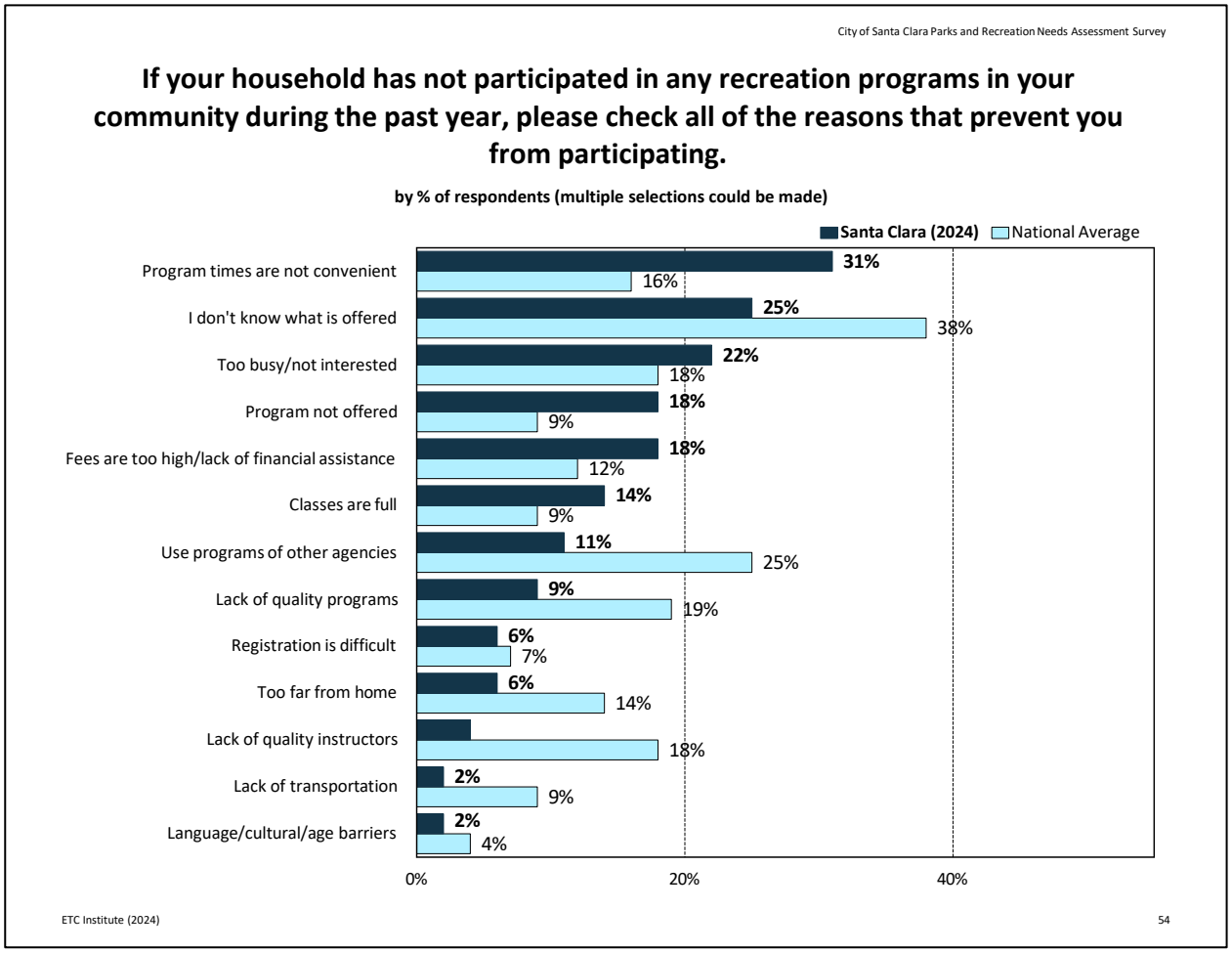

Overall Satisfaction

Of households that participated in programs, 14% are very satisfied with the overall value of the programs, activities and events offered by the department and another 37% are satisfied. The combined very satisfied/satisfied score of 51% is below the national benchmark combined score of 62%.

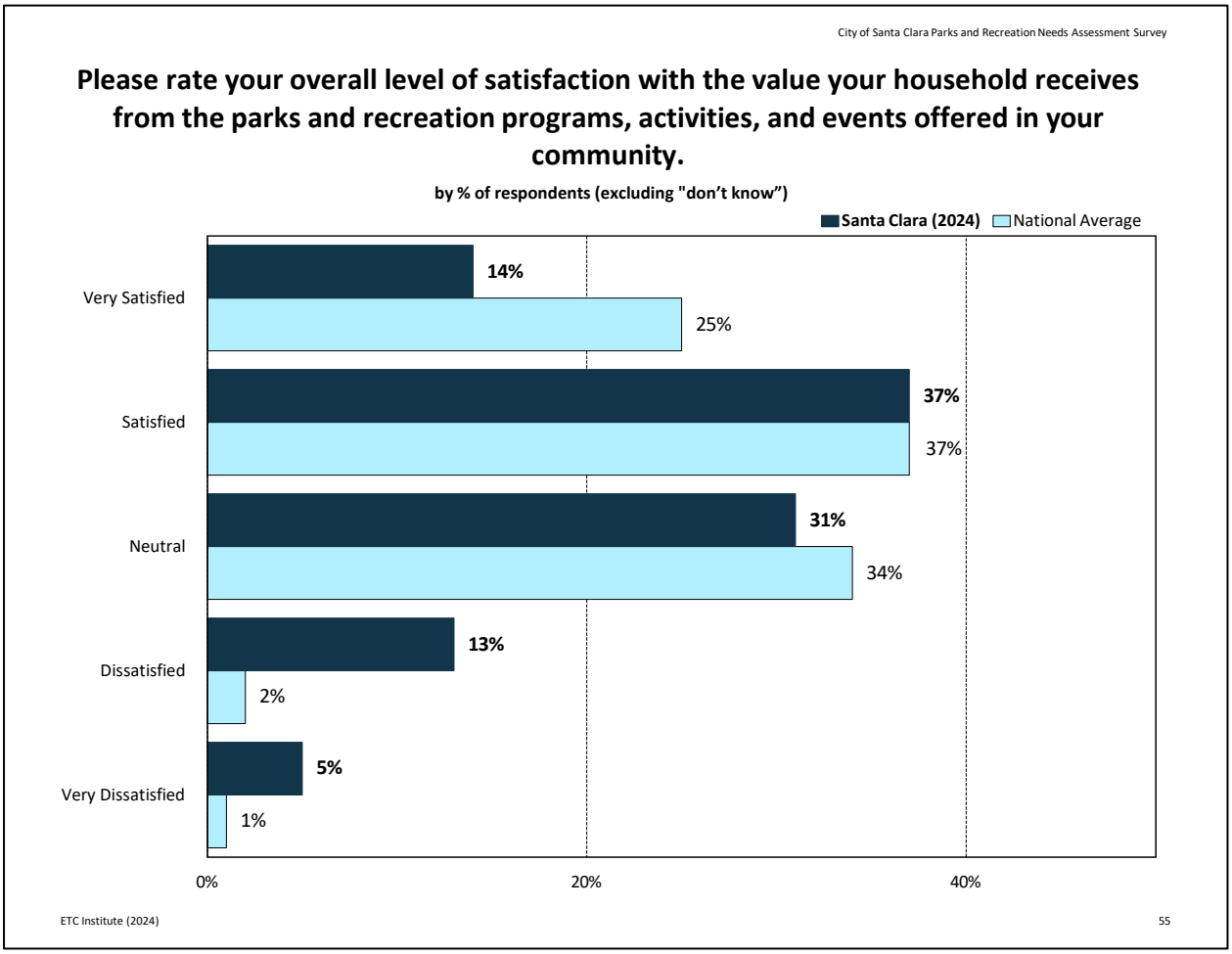

Priority Investment Ratings

The purpose of the Program Priority Investment Ratings is to provide a prioritized list of recreation program needs for the community served by the Santa Clara Parks and Recreation Department.

The results of the priority ratings for Recreation Programs are shown in the chart below and are to be interpreted as follows:

- High Priority - seek opportunities to expand or add programming immediately.
- Medium Priority - continue to offer at current service levels while monitoring the need to expand based on population growth.
- Low Priority - do not add if not currently offering. If currently offering, continue to do so at current service levels while utilizing a target market approach (age specific, skill specific, location specific, etc.). Monitor for the need to increase programming due to population growth.

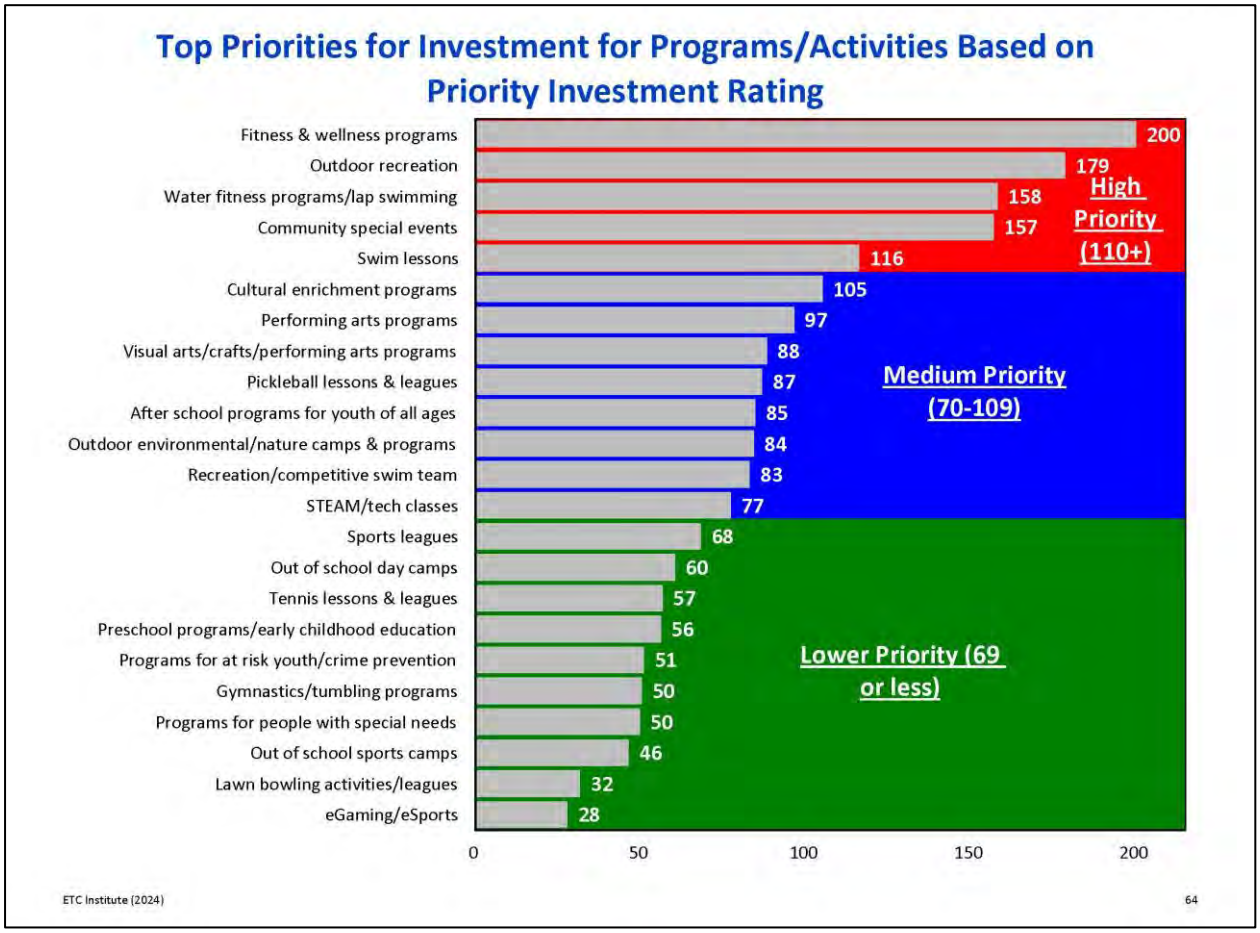

Please Note: Adding special events will not only require dedicated staffing for the Parks and Recreation Department, but consideration also must be given to additional city resources required to support special events such as public safety and transportation management.

OTHER KEY FINDINGS

- **Cost Recovery Policy:** The Parks and Department's Cost Recovery Policy was adopted by City Council in April 2022. The policy is rooted in best management practices that align program benefit with the level of cost recovery.
    - Programs with the highest level of community benefit will have the lowest level of cost recovery.
    - Programs that have the greatest level of individual or group benefit will target the highest level of cost recovery.
- **Program Evaluation:** Assessment and evaluation tools to measure the success of programs and services are not currently in place and success is primarily determined by program participation rates and enrollment.
- **Customer Satisfaction and Retention:** The Department currently does not track customer satisfaction or retention percentages.
- **Staffing:** Staffing levels should be evaluated as current levels are not sufficient to expand recreation program offerings.
- **Public Input:** The Department does not utilize survey tools to continually gather feedback on needs and unmet needs for programming.
- **Marketing:** The Department utilizes several marketing strategies to inform City residents of the offerings of the community; however, it lacks a formalized Marketing Plan which can be utilized to create target marketing strategies.
- **Volunteers:** The Department has a strong volunteer program.
- **Partnerships**: The Department utilizes several partner providers to deliver programs to Santa Clara residents but lacks a formal partnership policy.

KEY RECOMMENDATIONS

- **Program Evaluation Tools:** Pre- and post-program tools should be developed and utilized to evaluate the quality and success of the programs more fully. Sample EXCEL tools have been provided as a stand-alone document.
- **Time Offerings of Programs:** Survey residents to determine the best time offerings by core program area and adjust time offerings based on the results.
- **Increasing Quality and Value:** Survey current program participants to determine the reasons as to why the quality ratings and value scores are below that of national benchmarks and take action to increase the ratings/scores.
- **Participation Data Analysis:** Through ongoing participation data analysis, create strategies to expand participation from all geographical areas in programs and services offered by the department.

- **Expand programs and services in the areas of greatest demand:** Ongoing analysis of the participation trends of programming and services in Santa Clara is significant when delivering high quality programs and services. By doing so, staff will be able to focus their efforts on the programs and services of the greatest need and reduce or eliminate programs and services where interest is declining. Specific efforts should be made to increase programming in the areas of greatest UNMET need as identified in the statistically valid survey.
- **Marketing:** Develop a formal marketing program that aligns with how residents would most like to receive information.
- **Partnerships:** Executing a formal partnership policy is standard operating procedure for best practice park and recreation agencies. It is highly recommended that Santa Clara develops a formal partnership policy and utilizes this policy as the foundation for updating existing partnership agreements. This will ensure the most effective and efficient use of taxpayer dollars that are supporting the partnerships. A sample partnership policy has been provided as a stand-alone document.

Appendix E: Facilities Assessment

CITY OF SANTA CLARA

PARKS FACILITY MASTER PLAN

DRAFT FACILITIES

June 25 2025

GROUP 4 ARCHITECTURE

AGENDA

1) **Facilities Overview**
    - **Summary Existing + Planned Facilities**
2) Community Needs and Priorities
    - National Standards
    - Community Priorities
    - Space Use Matrix
    - Comparable Communities
3) System Strategies + Improvement Options
    - SF Facility Recommendation & Map
    - Existing Facilities
    - Planned + Future Facilities
    - Proposed Program at Future Facilities

SANTA CLARA PARKS & RECREATION FACILITIES OVERVIEW

- Montague Swim Center
- Mission City Center for Performing Arts
- International Swim Center
- Mary Gomez Pool
- Warburton Pool
- Youth Soccer Park
- Reed & Grant Sports Park
- **Community Recreation Center***
- **Santa Clara Senior Center***
- **Youth + Teen Center***
- *Future Library / Community Center in North Santa Clara*

Facilities in **bold are included in the assessments completed for the Parks Facility Master Plan.*

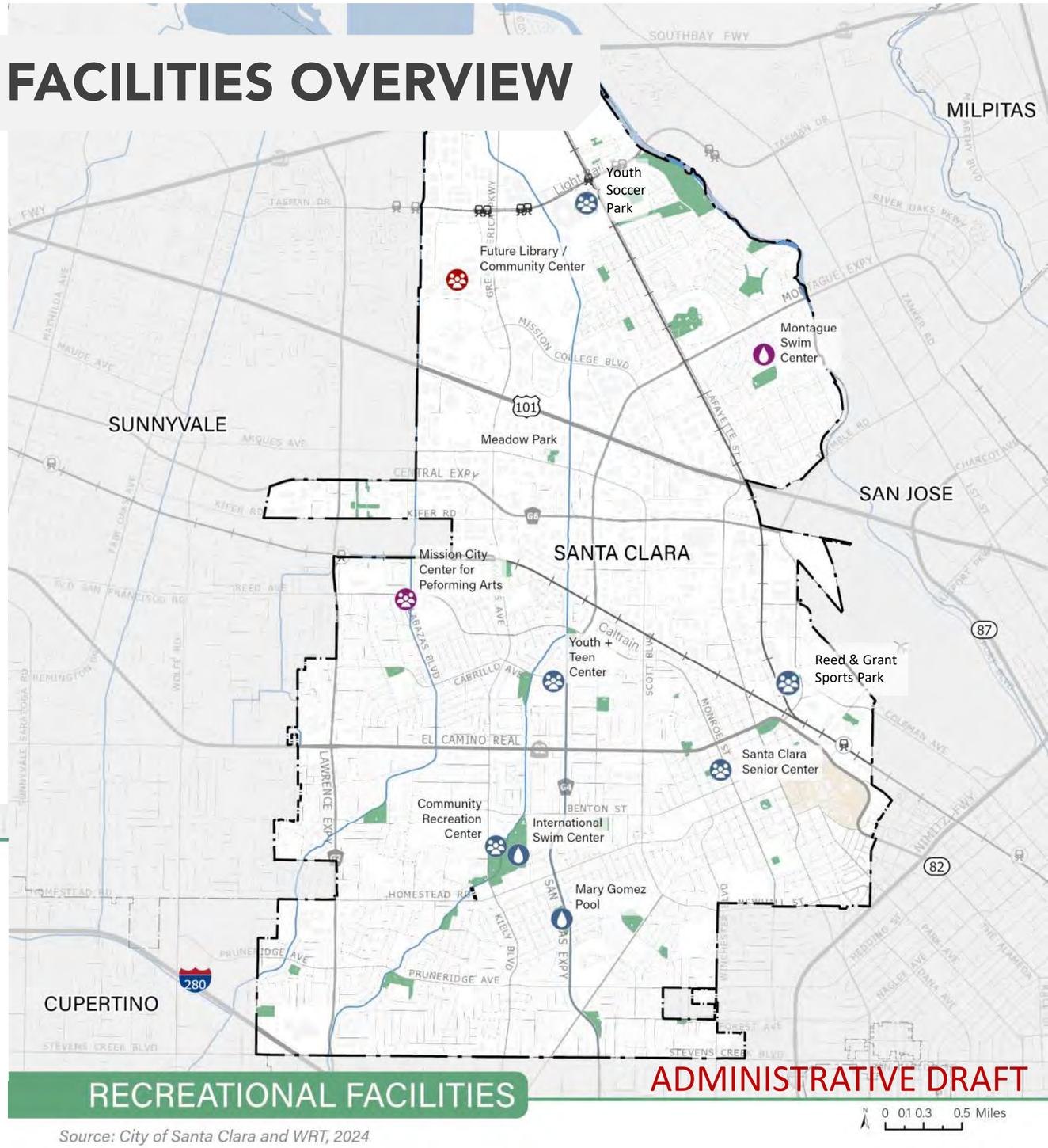

RECREATION FACILITIES (EXISTING + PLANNED)

1. Community Rec Center

2. Senior Center DEDICATED USE

3. Teen Center DEDICATED USE

4. Youth Activity Center (YAC)

5. Youth Soccer Park

6. Reed & Grant Sports Park

7. Future North Facility

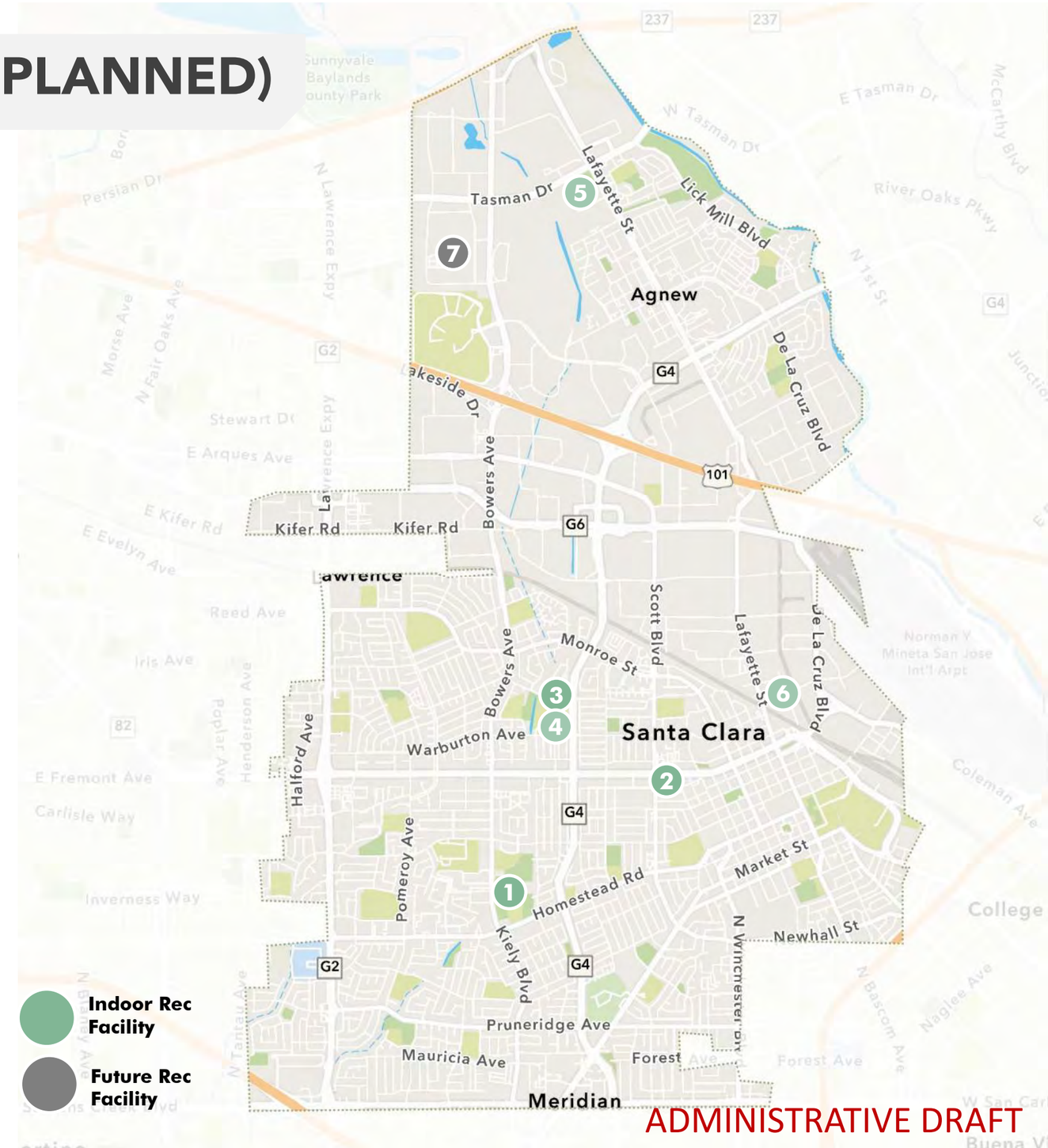

ADMINISTRATIVE DRAFT

COMMUNITY RECREATION CENTER

FACILITY SUMMARY

Address: 969 Kiely Boulevard

Year Built: 1962

Square footage: 29,630

FACILITY CONDITION INDEX

BCI Calculated Value	**4***
BCI Condition Rating	**GOOD***

BUILDING SUMMARY

Replacement value: $31,500,000*

Current needs: $1,027,000*

** Based on Kitchell Report 2017 Facility Condition Assessment, expect increased costs and possible changes to the listed condition rating*

ADMINISTRATIVE DRAFT

COMMUNITY RECREATION CENTER

ASSESSMENT SUMMARY



SIZE

- Diablo and Adobe rooms are both undersized

FUNCTIONALITY / FLEXIBILITY

- Courtyard lacks connection to the Auditorium
- Lobby can be re-envisioned to act as a Community Living Room
- Diablo room floor has water damage

OPERATIONS

- Preschool lacks privacy
- Create comfortable drop-in waiting, and informal use opportunities in lobby

SYSTEMS

- Complete deferred maintenance options
- Facility mechanical systems need update
- Electrical system needs update
- Replace fluorescent lighting with LEDs

TECHNOLOGY

ADMINISTRATIVE DRAFT

SANTA CLARA SENIOR CENTER

FACILITY SUMMARY

Address: 1303 Fremont Street

Year Built: 1973 original building, 2007 renovation

Square footage: 45,000 (2 stories)

FACILITY CONDITION INDEX

BCI Calculated Value	**2***
BCI Condition Rating	**GOOD***

BUILDING SUMMARY

Replacement value: $32,550,000*

Current needs: $504,000*

** Based on Kitchell Report 2017 Facility Condition Assessment, expect increased costs and possible changes to the listed condition rating*

ADMINISTRATIVE DRAFT

SANTA CLARA SENIOR CENTER

ASSESSMENT SUMMARY



SIZE

- Facility is full service senior center that offers full compliment of programs including fitness and aquatics

FUNCTIONALITY / FLEXIBILITY

- Dedicated use limits availability of flexible, multi-use multi-gen spaces

OPERATIONS

- Finishes, flooring, cabinetry, lighting need upgrading (specific examples include tile in the locker rooms, ceiling tiles, wall coverings, plastic laminate casework)
- Skylights needs to be replaced

SYSTEMS

- Address deferred maintenance items
- Aquatics needs separate system from rest of facility for dehumidifying and HVAC
- Upgrade to be able to function as a warming / cooling center

TECHNOLOGY

- Technology updates throughout

ADMINISTRATIVE DRAFT

TEEN CENTER

FACILITY SUMMARY

Address: 2446 Cabrillo Ave

Year Built: 2003

Square footage: 7,535

FACILITY CONDITION INDEX

BCI Calculated Value	1*
BCI Condition Rating	GOOD*

BUILDING SUMMARY

Replacement value: $9,300,000*

Current needs: $191,000*



** Based on Kitchell Report 2017 Facility Condition Assessment, expect increased costs and possible changes to the listed condition rating*

ADMINISTRATIVE DRAFT

TEEN CENTER

ASSESSMENT SUMMARY





SIZE

- SF seems adequate

FUNCTIONALITY / FLEXIBILITY

- Add storage and acoustic separation in program room
- Update dividers in program rooms
- Entry sequence is inefficient and is challenging to survey

OPERATIONS

- Update finishes, and FFE for better operations
- Reconfigure entrance and front desk layout for more visibility / access

SYSTEMS

- Complete deferred maintenance options

TECHNOLOGY

- Update security and security technology

ADMINISTRATIVE DRAFT

YOUTH ACTIVITY CENTER – Limited Availability

FACILITY SUMMARY

Address: 2446 Cabrillo Ave

Year Built: 1990

Square footage: 19,800 (1 story)

Facility owned and operated by Santa Clara School District.

Not assessed as part of Recreation Facilities Master Plan - because of the Santa Clara Unified School District's ownership, limited availability/access for City's use for programming.

FACILITY CONDITION INDEX

BCI Calculated Value	**3***
BCI Condition Rating	**GOOD***

BUILDING SUMMARY

Replacement value: $21,000,000*

Current needs: $453,000*

** Based on Kitchell Report 2017 Facility Condition Assessment, expect increased costs and possible changes to the listed condition rating*

ADMINISTRATIVE DRAFT

AGENDA

1) Facilities Overview
   - Summary Existing + Planned Facilities
2) **Community Needs and Priorities**
   - **National Standards**
   - **Community Priorities**
   - **Space Use Matrix**
   - **Comparable Communities**
3) System Strategies + Improvement Options
   - SF Facility Recommendation & Map
   - Existing Facilities
   - Planned + Future Facilities
   - Proposed Program at Future Facilities

PLANNING STANDARDS

~0.75-2 SF/Resident
for Indoor Community Facilities

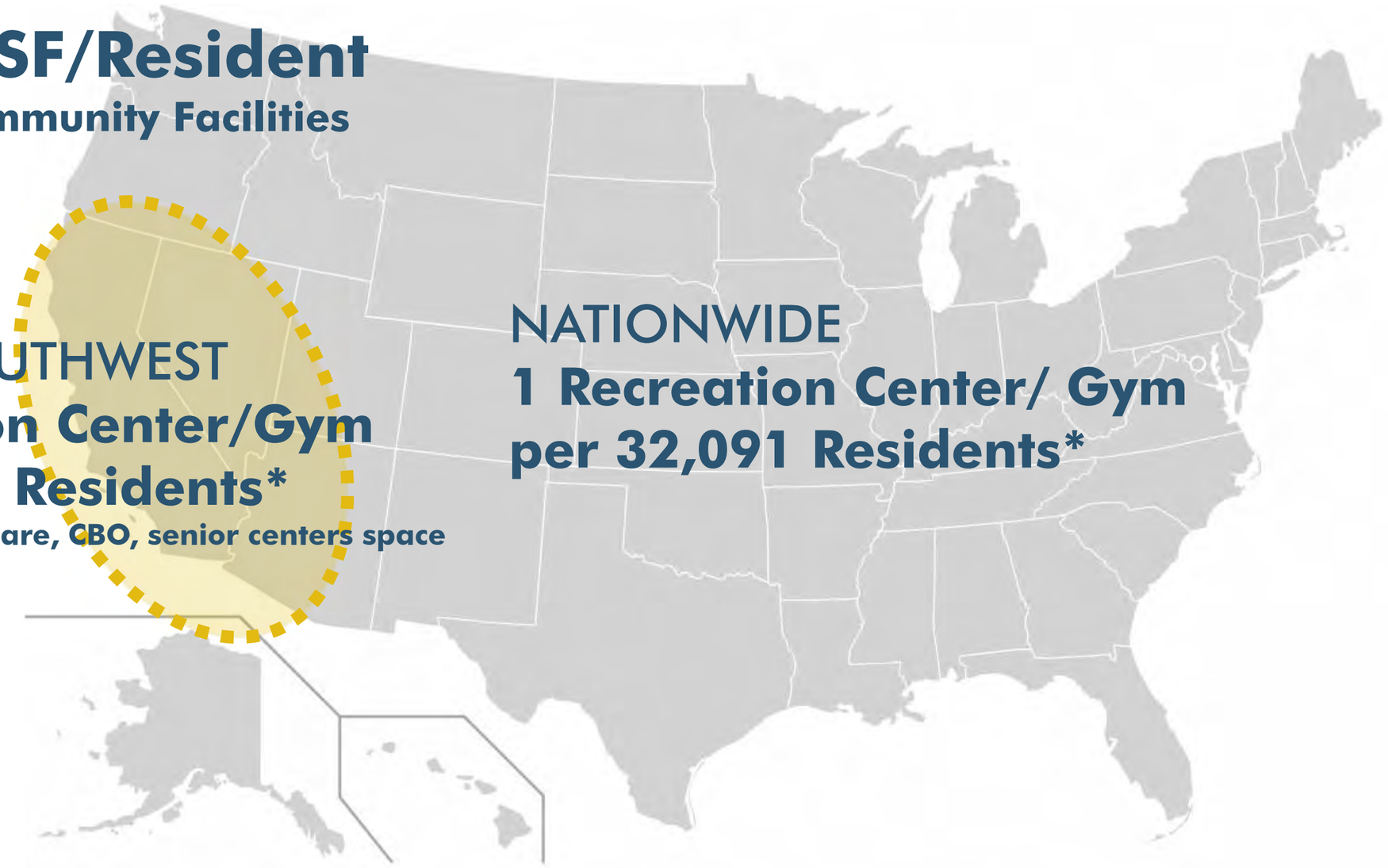

PACIFIC SOUTHWEST
1 Recreation Center/Gym per 49,990 Residents*
Not including childcare, CBO, senior centers space

NATIONWIDE
1 Recreation Center/ Gym per 32,091 Residents*

*Based on NRPA's 2025 Agency Performance Review – Indoor Park Facilities

ADMINISTRATIVE DRAFT

CITY OF SANTA CLARA PARKS AND RECREATION NEEDS ASSESSMENT

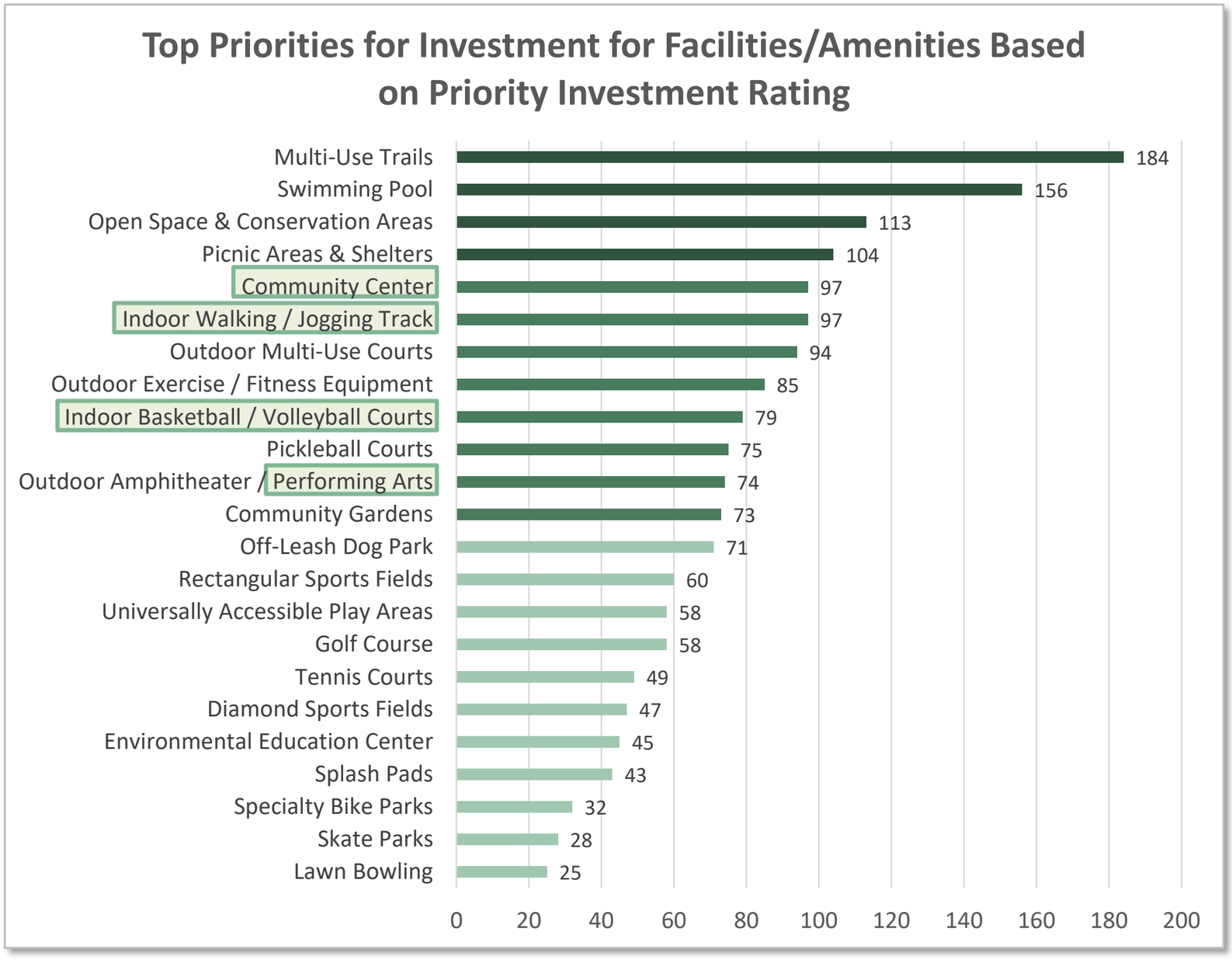

City of Santa Clara, California 2024 Parks and Recreation Needs Assessment Survey Findings Report, ETC Institute

Indoor Facility Priorities:

ADMINISTRATIVE DRAFT

CITY OF SANTA CLARA PARKS AND RECREATION NEEDS ASSESSMENT

Top Priorities for Investment for Programs / Activities Based on Priority Investment Rating

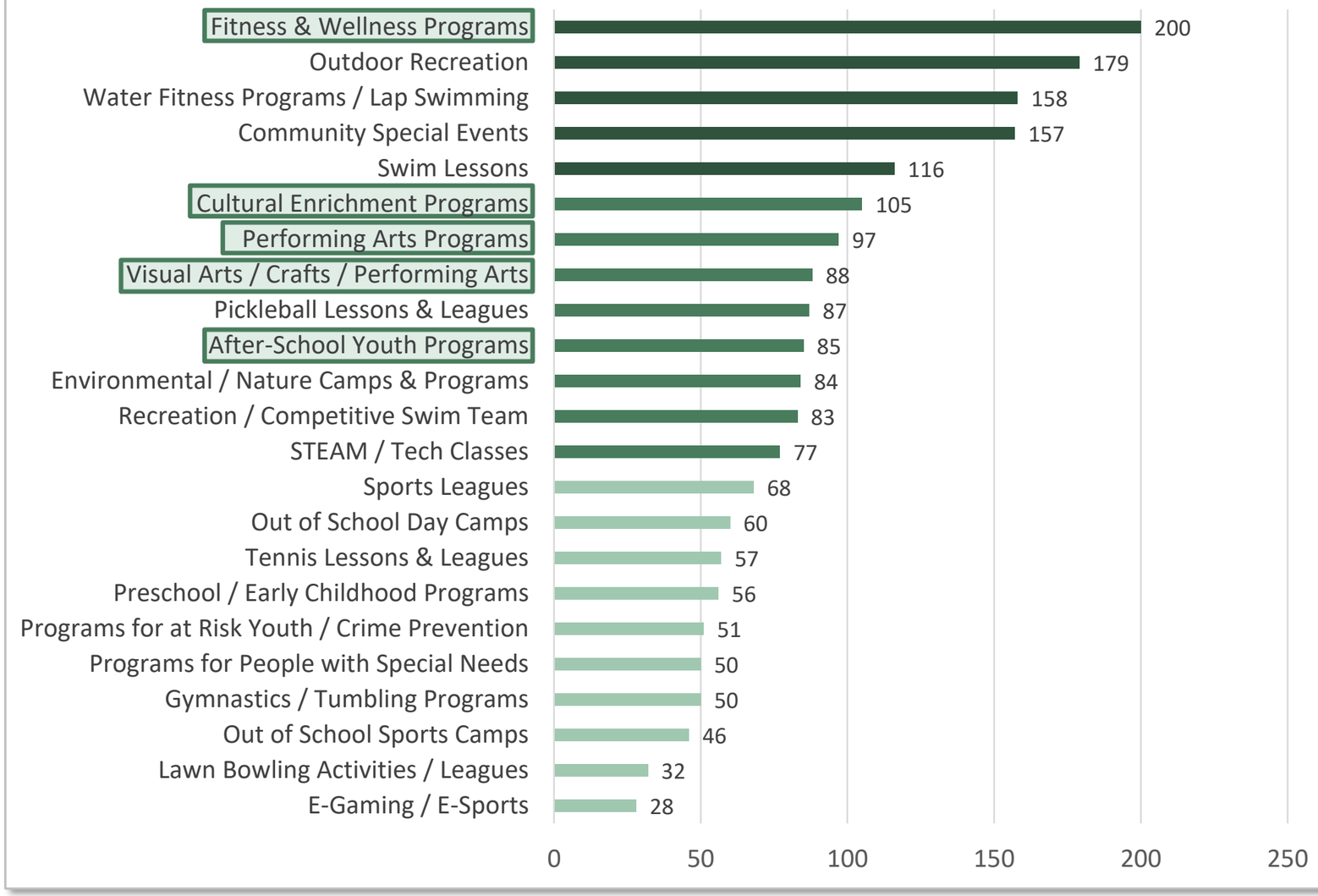

City of Santa Clara, California 2024 Parks and Recreation Needs Assessment Survey Findings Report, ETC Institute

Indoor Program Priorities:

ADMINISTRATIVE DRAFT

SPACE USE/ACTIVITY MATRIX

COMMUNITY RECREATION CENTER

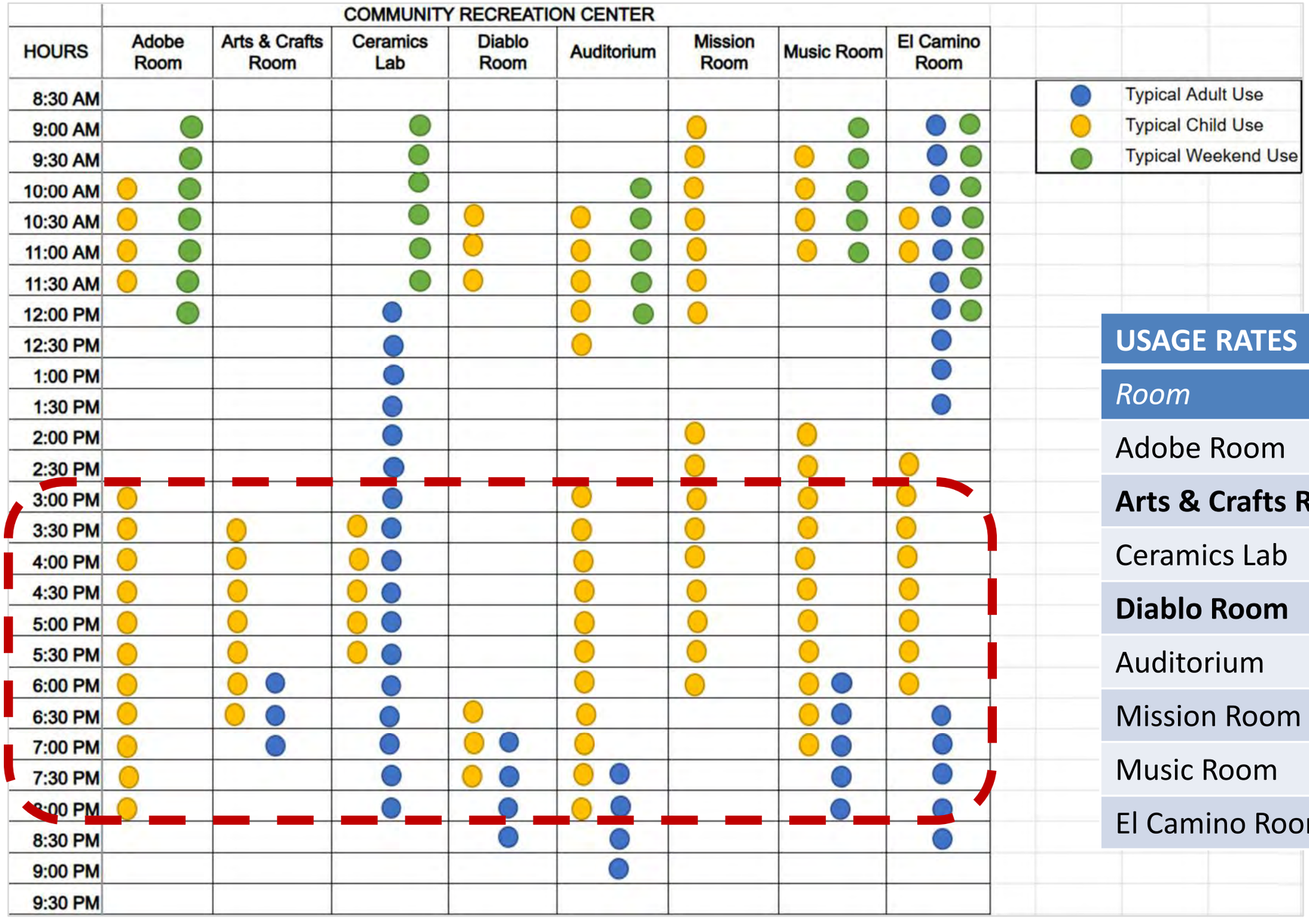

Programming spaces in the Community Recreation Center are programmed @ 85% of availability during peak use hours (3-8pm), with many of the program rooms being fully utilized during those hours.

USAGE RATES

Room	*Approx. Size*	*% Occupied*
Adobe Room	950 SF	67%
Arts & Crafts Room	**800 SF**	**30%**
Ceramics Lab	800 SF	85%
Diablo Room	**600 SF**	**30%**
Auditorium	5000 SF	70%
Mission Room	1700 SF	59%
Music Room	600 SF	67%
El Camino Room	1900 SF	85%

ADMINISTRATIVE DRAFT

SPACE USE/ACTIVITY MATRIX

SANTA CLARA SENIOR CENTER

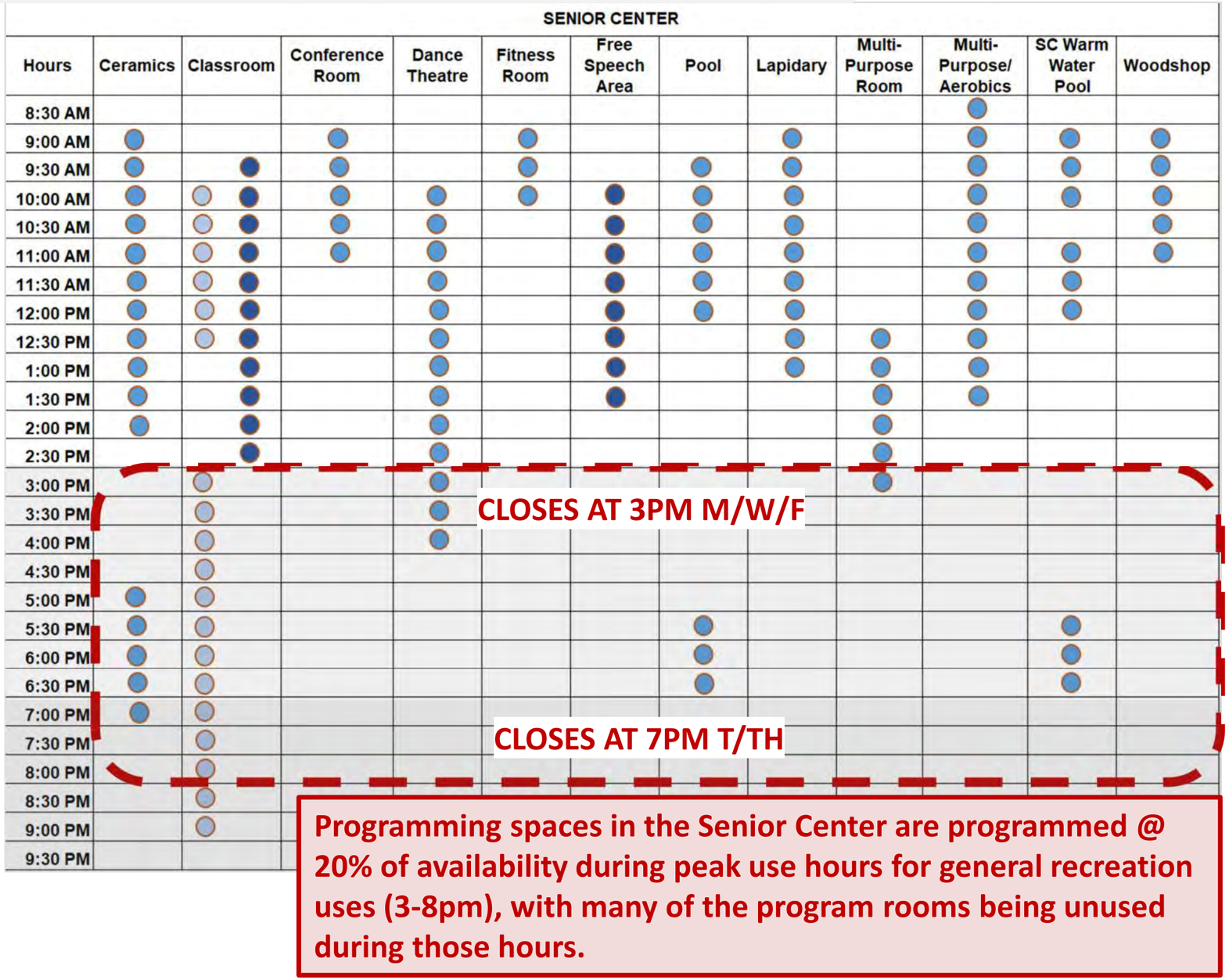

Programming spaces in the Senior Center are programmed @ 20% of availability during peak use hours for general recreation uses (3-8pm), with many of the program rooms being unused during those hours.

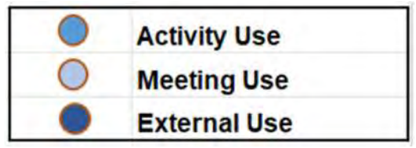

USAGE RATES

Room	*Approx. Size*	*% Occupied*
Ceramics	715 SF	59%
Classroom	890	89%
Conference Room	**320**	**19%**
Dance Theater		48%
Fitness Room	**4800 SF**	**11%**
Free Speech Area		30%
Pool	5000 SF	33%
Lapidary	400	33%
Multi-Purpose Room	3000 SF	22%
Multi-Purpose / Aerobics	1635 SF	41%
SC Warm Water Pool	2500 SF	33%
Woodshop	**700 SF**	**19%**

ADMINISTRATIVE DRAFT

INDOOR RECREATION FACILITIES OVERVIEW

1. Community Rec Center

2. Reed & Grant Sports Park

3. Youth Soccer Park

4. Senior Center

Santa Clara Recreation Facilities

BUILDING	SF	2017 FCA RATING	RENO.	EXPANS.	NEW	NOTES:
1. Community/Recreation Center[1]	29,630	4 / Good	✓	✓		Deferred maintenance, operational, and functional improvements needed.
2. Reed & Grant Sports Park	3,800	N/A*				*Project opened Oct. 28, 2020 – after the 2017 FCA.
3. Youth Soccer Park[1]	7,000	3 / Good				Large multipurpose room and small conference room – used sporadically for meetings.
Total SF	**85,430** *(**This includes **Senior Center SF below**, with the recommendation to expand programming to include multi-generational)*					

SPECIAL USE						
1. Teen Center	7,535	1 / Good	✓			Deferred maintenance, operational, and functional improvements needed.
2. Senior Center[1]	45,000**	2 / Good	✓			Deferred maintenance, operational, and functional improvements needed. **Recommendation** is to expand programming to include multigenerational programs

[1] See previous slides 16-18 for SF breakdown of each room in these facilities.

COMPARABLE COMMUNITY FACILITIES

CITY	2020 Population[1]	2035 Population	Current Total SF of Indoor Facilities	Total SF / 2020 Current Population	Total SF / 2035 Projected Population	General Purpose Facilities (Community/Recreation Centers) (SF)	Special Purpose Facilities (Youth/Senior/Early Childhood Recreation/Childcare)/ Sports Center (SF)	Planned Facilities
Santa Clara	**127,647**	**154,825[2]**	**85,430**	**0.67**	**0.55**	**29,630 | 3,800**	**45,000 | 7,000**	**21,620[6]**
Sunnyvale	155,805	184,300[3]	**106,995**	**0.68**	**0.58**	24,982 | 23,000 | 6,900	10,872 | 28,229 | 19,912	
Mountain View	82,376	90,600[4]	**101,575**	**1.23**	**1.12**	27,000	25,000 | 8,775 | 12,000 | 28,800	
San Mateo	104,490	121,500[5]	**64,700***	**0.62***	**0.53***	24,500[7] | 15,600 | 2,000	14,100 | 4,800 | 3,700	*The city is currently in the process of developing an FMP to 1) address aging, undersized facilities and 2) plan for new facility (facilities) to meet the unmet community need.
Daly City	104,901	136,900[5]	**111,800**	**1.07**	**0.81**	7,000 | 40,000 | 26,000 | 4,800 | 3,700	30,300	

List includes comparable nearby communities that are classified as Class III cities per the NRPA in their National Gold Medal Awards program.**

**Class III = population 75,001 to 150,000

THE CURRENT SQUARE FEET / POPULATION IS BELOW THE NATIONAL STANDARD AND WELL BELOW COMPARABLE COMMUNITIES.

Notes:
All indoor facilities noted here are City-owned

[1] Source: Population: Census, April 2020
[2] Based on City of Santa Clara 2010-2035 General Plan
[3] Source: LAFCO of Santa Clara County
[4] Source: ABAG Population Projections
[5] Source: ABAG 2009
[6] Proposed SF for recreation space in North Santa Clara library and recreation center
[7] Total SF includes Seasonal Aquatic Center

ADMINISTRATIVE DRAFT

AGENDA

1) Facilities Overview
   - Summary Existing + Planned Facilities
2) Community Needs and Priorities
   - National Standards + Benchmark Cities
   - Community Priorities
   - Space Use Matrix

3) System Strategies + Improvement Options

- **SF Facility Recommendation & Map**
- **Existing Facilities**
  - **Renovation, Improvements, Expansion**
    - **Community Recreation Center**
    - **Senior Center**
    - **Teen Center**
- Planned + Future Facilities
- Proposed Program at Future Facilities

PLANNING STANDARDS RECOMMENDATION

~0.75-2 SF/Resident
for Indoor Community Facilities

PACIFIC SOUTHWEST
1 Recreation Center/Gym per 49,990 Residents*
Not including childcare, CBO, senior centers space

NATIONWIDE
1 Recreation Center/ Gym per 30,709 Residents*

Recommendation for Santa Clara: ~1 SF/Resident. Facilities to include all major program spaces.

*Based on NRPA's 2021 Agency Performance Review – Indoor Park Facilities

ADMINISTRATIVE DRAFT

COMMUNITY / RECREATION SPACE: PROJECTED NEEDS 2035

1.0 sf/cap = ***69,570 SF*** *of additional Indoor Facility space for 2035 projected Citywide Need*

SANTA CLARA CURRENT CONDITIONS				
Santa Clara Population 2020	**Current Total SF of Indoor Facilities**	**SF/Cap 2020**	**Santa Clara Population 2035** *(Projected)*	**SF/Cap 2035** *(if no increased Indoor Facilities SF)*
127,647	85,430 SF	0.67	154,825	0.55
SANTA CLARA RECOMMENDATIONS				
	Recommended Total SF of Indoor Facilities		**Santa Clara Population 2035** *(Projected)*	**Recommended SF/Cap 2035**
	155,000 SF *(rounded)*		154,825	1.0

155,000 SF - 85,430 SF = ***69,570 SF projected need***

STRATEGY TO MEET COMMUNITY / RECREATION SPACE ADDITIONAL NEED			
FACILITY	**PLANNED SQ. FT.**	**LOCATION**	**NOTES**
1. Expansion of CRC	5-10,000 SF	CRC	Add community hall, enclose courtyard, and expand program spaces
2. New North Santa Clara Library & Rec Center	21,620 SF *of Recreation Space*	North of Highway 101	Co-located with new library, multi-purpose community/recreation center
3. New Recreation Facility With Multicourt Gym	40,000 - 60,000 SF	TBD	Recreation Center with multi-court gymnasium with athletic, health and wellness focus
	TOTAL 66,620 - 86,620		

COMMUNITY / RECREATION FACILITIES: RECOMMENDATION

1. Community Rec Center

2. Reed & Grant Sports Park

3. Youth Soccer Park

4. Senior Center

Santa Clara Recreation Facilities

EXISTING	EXIST. SF	NEW SF	RENO	EXPANS.	NEW	NOTES:
1. Community/Recreation Center	29,630	40,000	✓	✓		Deferred maintenance, operational, and functional improvements needed.
2. Reed & Grant Sports Park	3,800	3,800				
3. Youth Soccer Park	7,000	7,000*		✓		*Consider possible expansion of facility.
4. Senior Center*	45,000	45,000	✓			Deferred maintenance, operational, and functional improvements needed. **Recommendation** is to expand programming to include multigenerational programs.
Total SF	**85,430**	**95,800**				
FUTURE / PROPOSED						
1. ***Proposed*** North Santa Clara Library & Rec Center		21,620*			✓	*Planned recreation SF from 2021 study. The full proposed building is 47,000 SF.
2. ***Proposed*** Recreation Facility		40,000 - 60,000 SF			✓	
Total Planned SF	**157,420 - 177,420**					
SPECIAL USE						
1. Teen Center	7,535	7,535	✓			Deferred maintenance, operational, and functional improvements needed.

SANTA CLARA RECREATION FACILITIES RECOMMENDATIONS

- Mission City Center for Performing Arts
- Montague Swim Center
- International Swim Center
- Mary Gomez Pool
- Warburton Pool
- **Community Recreation Center (Renovated + Expanded)**
- **Santa Clara Senior Center (Renovated + Increased Programming)**
- **Youth + Teen Center (Renovated)**
- **Youth Soccer Park (Possible Expansion TBD)**
- **Reed & Grant Sports Park**
- ***Proposed*** **–** *1.* Future Library / Recreation Center in North SC
- ***Proposed*** **–** 2. Future Recreation Facility at ***either***
  - A. Station Area Specific Plan, or
  - B. Mission College

Legend

- Existing Recreation Facility included in City Facility SF
- Proposed Future Facilities
- Aquatics (NOT included in City Facility SF)
- Performing Arts (NOT included in City Facility SF)

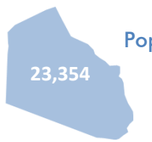

Population per Neighborhood

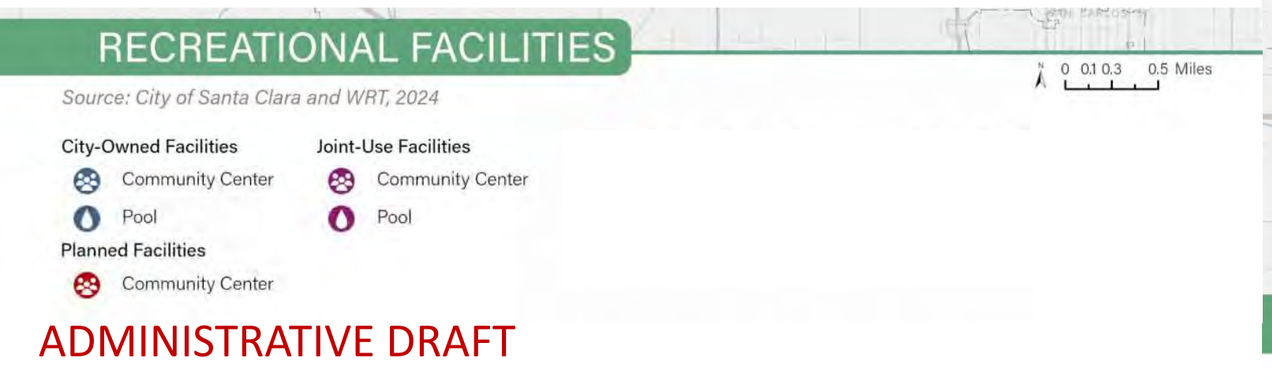

ADMINISTRATIVE DRAFT

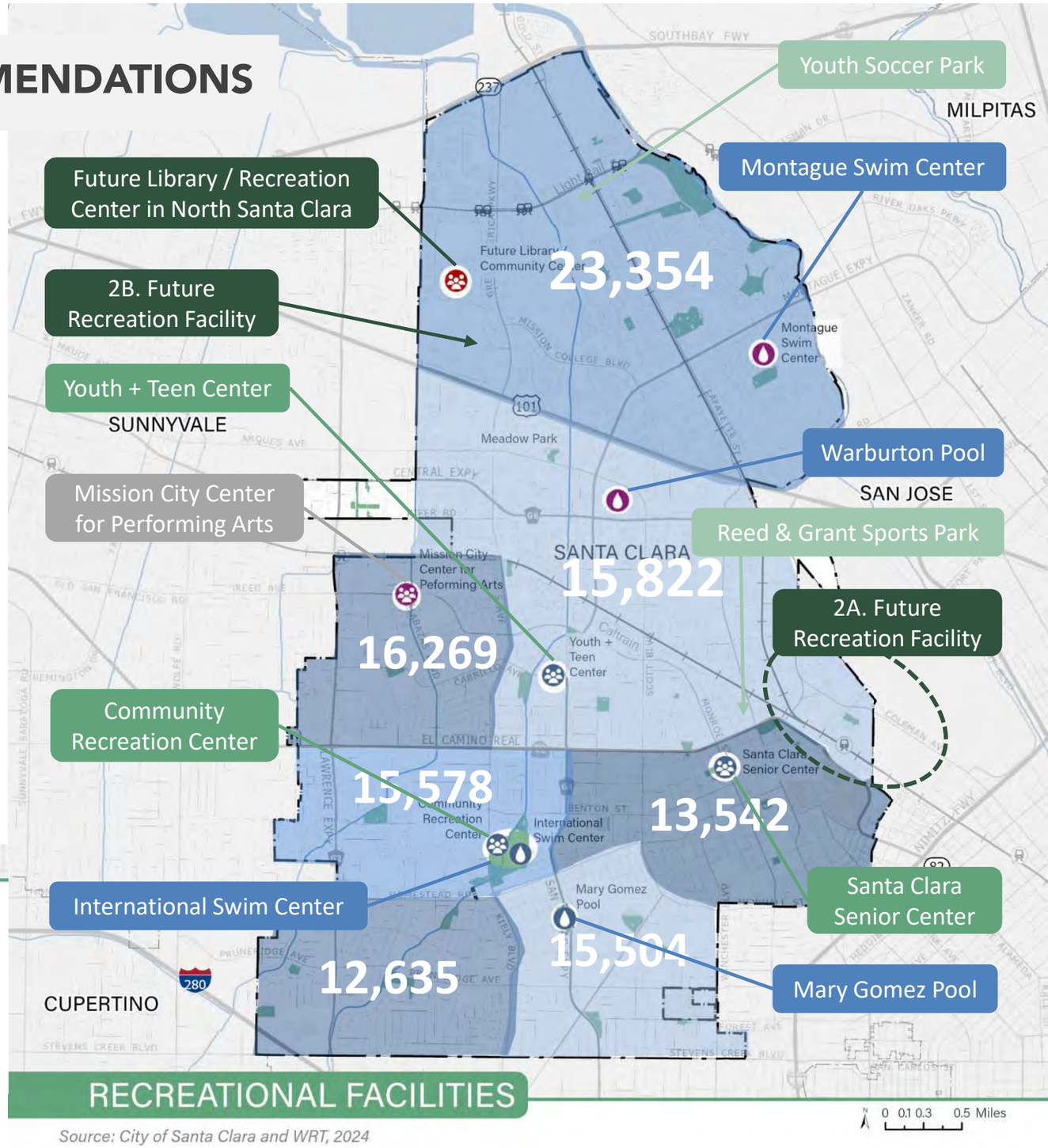

PROPOSED FUTURE FACILITIES

- ***Proposed*** – *1.* Future Library / Recreation Center in North Santa Clara
- ***Proposed*** – 2. Future Recreation Facility at ***<u>either</u>***
  - A. Station Area Specific Plan, or
  - B. Mission College

<u>Legend</u>
- Existing Recreation Facility included in City Facility SF
- Proposed Future Facilities
- Aquatics (NOT included in City Facility SF)
- Performing Arts (NOT included in City Facility SF)

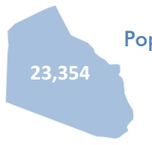

Population per Neighborhood

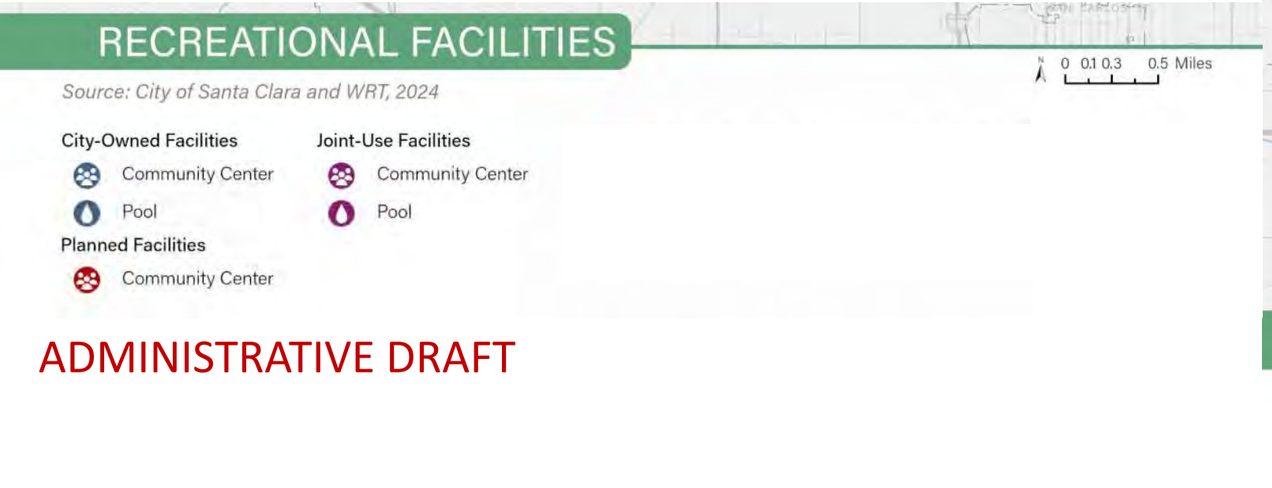

ADMINISTRATIVE DRAFT

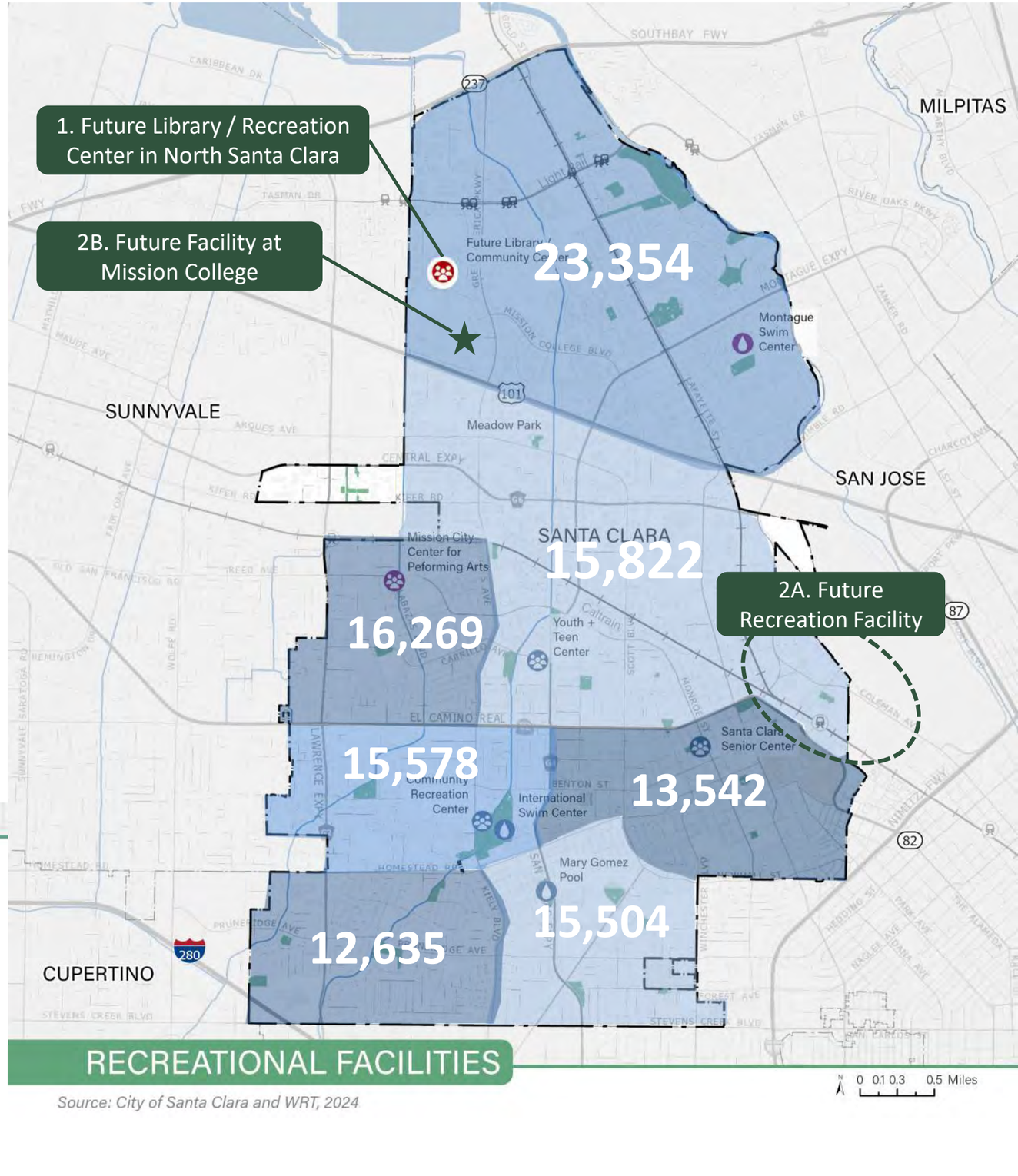

COMMUNITY RECREATION CENTER

FACILITY OVERVIEW

Address: 969 Kiely Boulevard
Year Built: 1962
Square footage: 29,630

BUILDING IMPROVEMENT RECOMMENDATIONS:

Functional + Operational Improvements:

- Renovate interior finishes, furniture, and lighting and update mechanical and electrical systems
- Enclose or protect courtyard to provide more program space
- Create "community living room" space in lobby
- Expand the building footprint where possible

Deferred Maintenance Items needed w/in 10 years*:

- Priority 1 (Year 1): Exterior doors + grilles, horizontal openings, overhead exterior enclosures, interior doors, domestic water distribution, fixed furnishings, pedestrian plazas, playgrounds
- Priority 2 (Year 2): Exterior walls + windows, wall finishes, flooring, site development
- Priority 3 (Year 3): Roofing, heating + cooling systems, HVAC, electrical, parking lot, landscaping



** Based on Kitchell Report 2017 Facility Condition Assessment, expect increased costs and possible changes to the listed condition rating*

ADMINISTRATIVE DRAFT

COMMUNITY RECREATION CENTER

ANALYSIS

- Reconfigure or expand
- Repair water damage
- Revise flooring for program flexibility
- Add fencing for privacy
- Backstage restrooms and floors need to be rebuilt
- Enclose/cover for additional program space
- Reconfigure to relate better to adjacent spaces
- Complete deferred maintenance items
- Expand to be 900 SF
- Renovate lobby to incorporate "community living room" concept

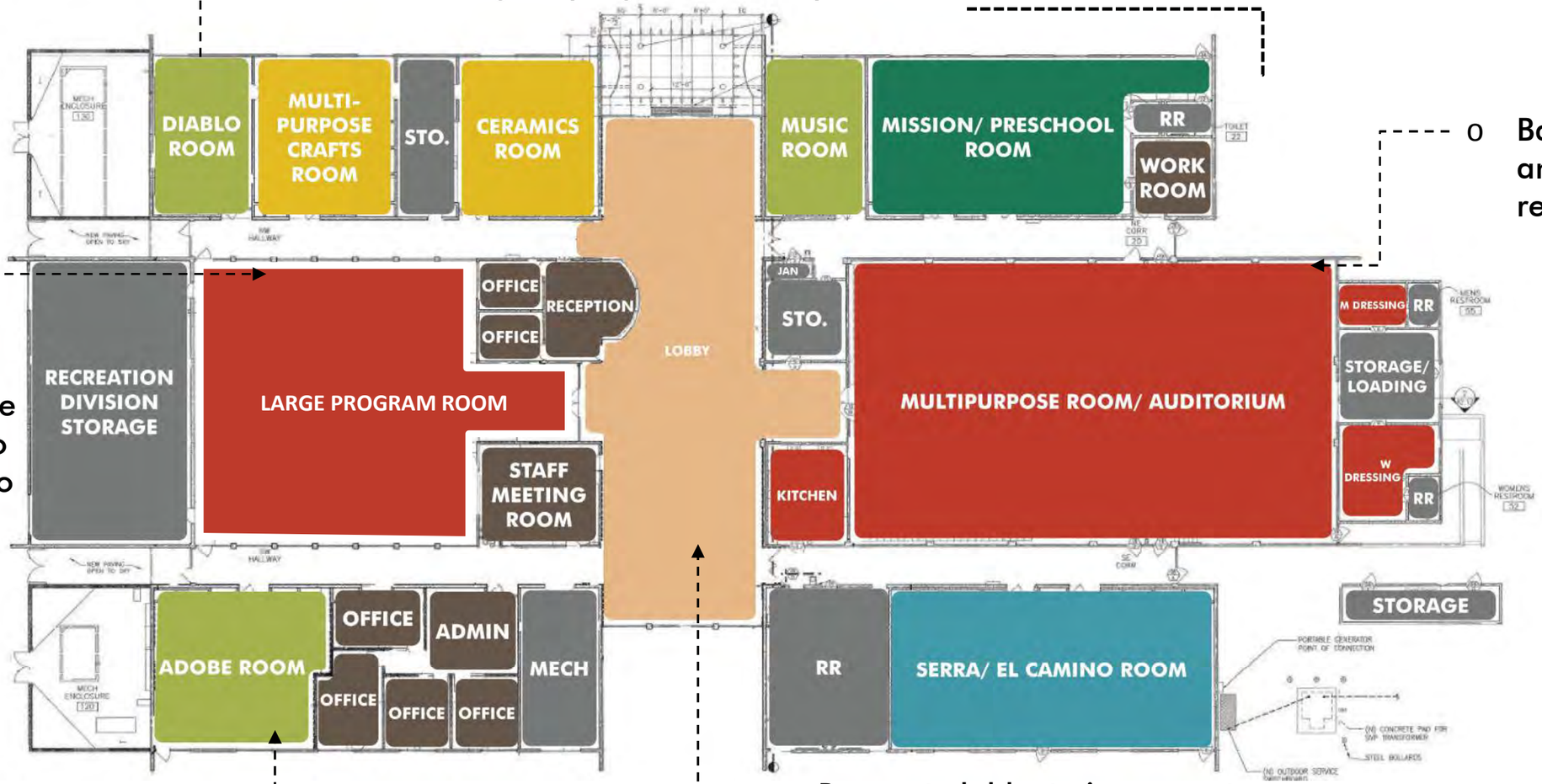

ADMINISTRATIVE DRAFT

COMMUNITY RECREATION CENTER

PRELIMINARY SITE OPPORTUNITIES

COMMUNITY RECREATION CENTER

FACILITY RECOMMENDATIONS

RECOMMENDATIONS:
Renovate and expand facility to meet current best practices for 21st century recreation/community center design

- Update finishes, lighting, A/V, furniture, and address deferred maintenance items
- Expand facility to include a new multi-purpose community hall to support multi purpose programming, community events and celebrations, and facility rentals
- Enclose the existing courtyard to support additional programming needs, and to create a warm and inviting people space for people to connect.

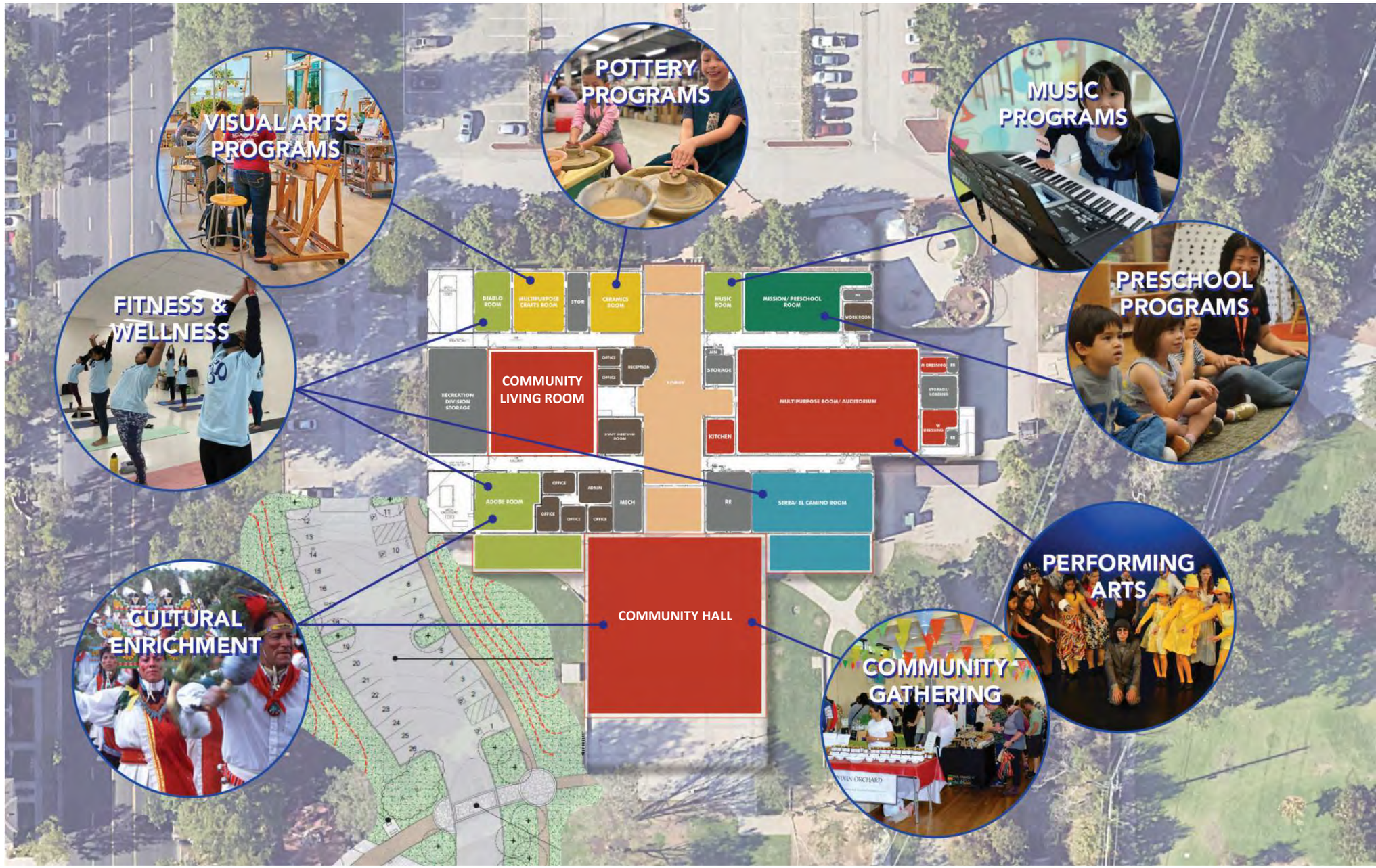

SANTA CLARA SENIOR CENTER

FACILITY OVERVIEW

Address: 1303 Fremont Street
Year Built: 1973 original building, 2007 renovation
Square footage: 45,000 (2 stories)

BUILDING IMPROVEMENT RECOMMENDATIONS:

Functional + Operational Improvements:

- Re-envision layout and re-program rooms for efficiency, flexibility, and *multi-generational programming for expanded capacity?*
- Update finishes, furniture, and lighting
- Upgrade HVAC system to be able to function as a warming / cooling center and create separate system for the aquatics

Deferred Maintenance Items needed w/in 10 years*:

- Priority 1 (Year 1): Domestic water distribution
- Priority 2 (Year 2): Lighting
- Priority 3 (Year 3): Exterior doors + grilles, interior partitions, sanitary drainage, fixed furnishings
- Priority 4 (Year 4): Roof construction, AV Communication
- Priority 5 (Year 5): Horizontal openings, interior doors, wall and ceiling finishes

** Based on Kitchell Report 2017 Facility Condition Assessment, expect increased costs and possible changes to the listed condition rating*

ADMINISTRATIVE DRAFT

SANTA CLARA SENIOR CENTER

FACILITY ANALYSIS

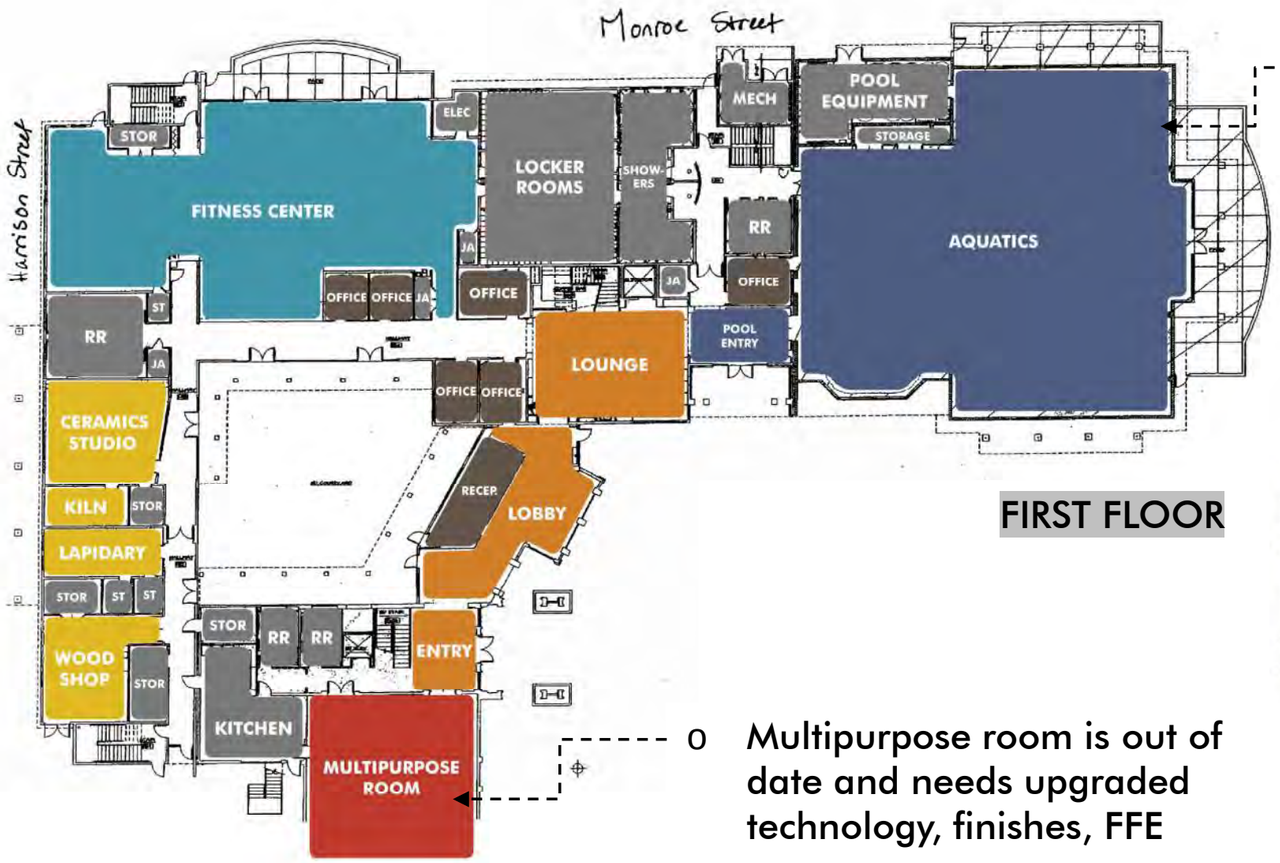

FIRST FLOOR

- Multipurpose room is out of date and needs upgraded technology, finishes, FFE

- Finishes, flooring, cabinetry, technology, lighting, space layout upgrades throughout
- Senior Center functions as a warming and cooling center and needs updates to reflect that use
- Facility has a backup generator

- Replace HVAC/ dehumidifier in aquatics room
- Need separate system from rest of facility for dehumidifying and HVAC
- General upgrades recommended throughout: finishes, flooring, etc.

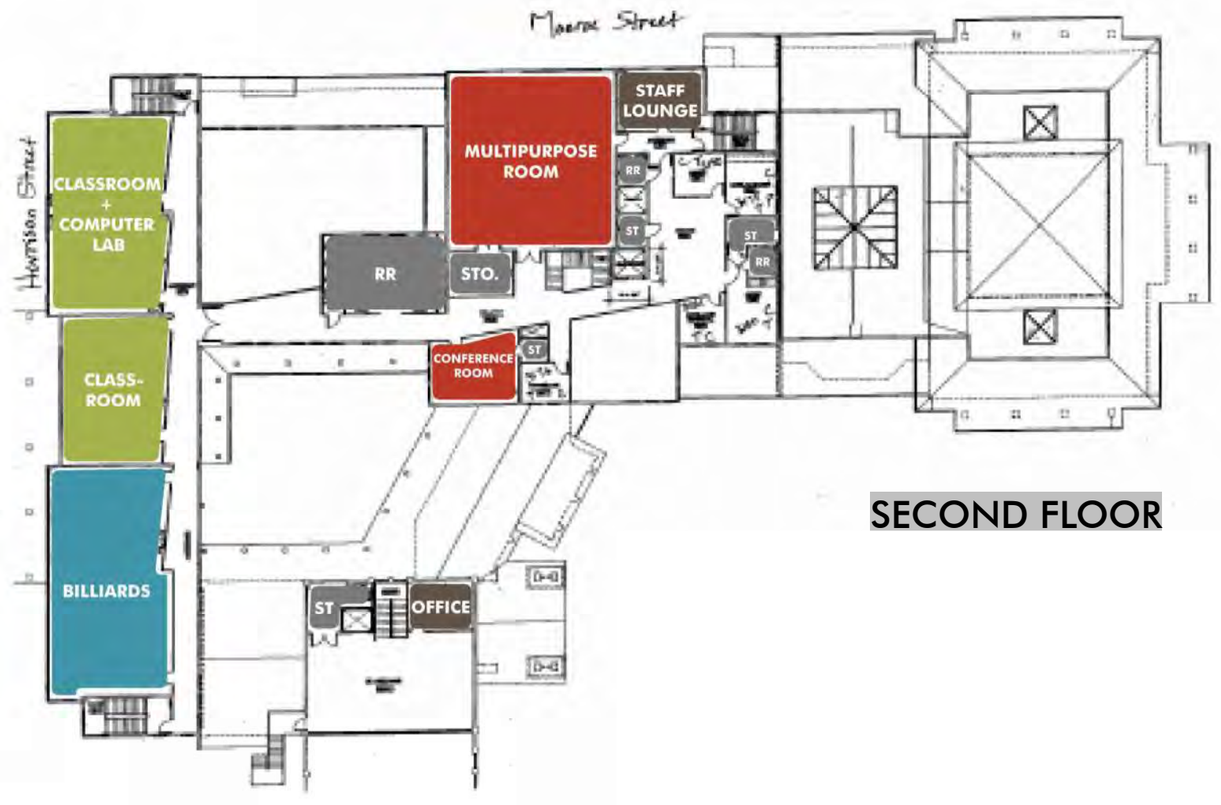

SECOND FLOOR

ADMINISTRATIVE DRAFT

SANTA CLARA SENIOR CENTER

FACILITY RECOMMENDATIONS

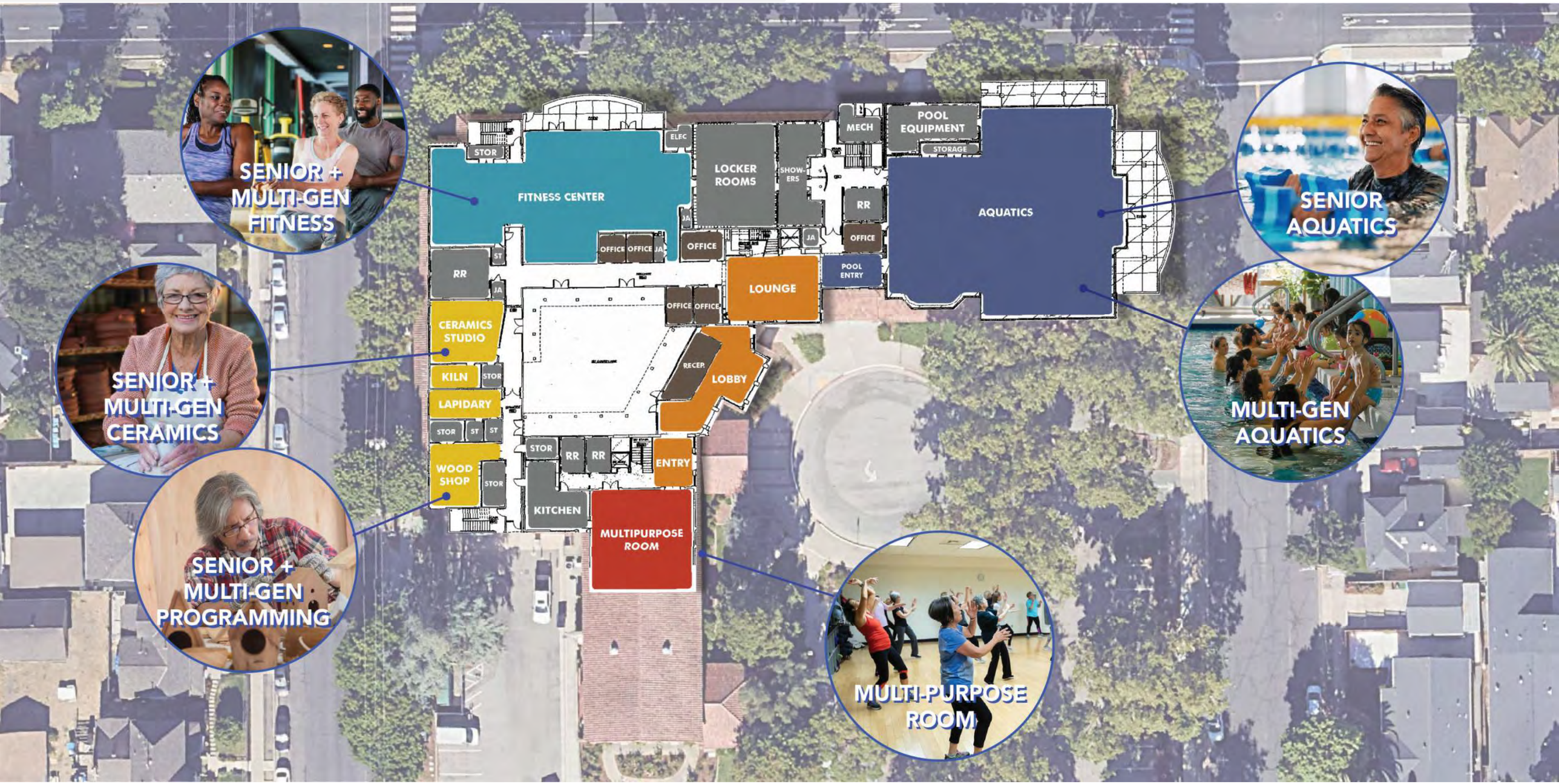

SANTA CLARA SENIOR CENTER

FACILITY RECOMMENDATIONS

RECOMMENDATIONS:
Renovate facility to meet current best practices for 21st century senior center design

- Update finishes, lighting, A/V, furniture, and address deferred maintenance items
- Update facility to properly function as a warming / cooling center
- Replace HVAC / dehumidifier in aquatics room

Expand programming offerings to be more accessible to all generations

- Retain dedicated senior spaces to support major senior programming that is provided on a daily basis
- Add special hours for seniors vs. other populations for shared use spaces for swim classes, pool use, and other use of multipurpose spaces

Convert special-use rooms to be multi-purpose rooms to provide more spaces for diverse programming & increase use

YOUTH & TEEN CENTER

Address: 2446 Cabrillo Ave
Year Built: 2003
Square footage: 7,535

BUILDING IMPROVEMENT RECOMMENDATIONS:

Functional + Operational Improvements:

- Add acoustic separation and new dividers in programming spaces
- Re-envision layout for efficiency and flexibility
- Update finishes, furniture, and lighting
- Update security technology

Deferred Maintenance Items needed w/in 10 years*:

- Priority 1 (Year 1): Domestic water distribution
- Priority 2 (Year 2): Exterior doors + grilles, cooling systems
- Priority 3 (Year 3): Domestic water distribution
- Priority 4 (Year 4): Interior partitions, lighting
- Priority 5 (Year 5): Roof appurtenances, flooring

FACILITY OVERVIEW



** Based on Kitchell Report 2017 Facility Condition Assessment, expect increased costs and possible changes to the listed condition rating*

ADMINISTRATIVE DRAFT

YOUTH & TEEN CENTER

FUNCTIONAL ASSESSMENT

- No storage
- Complete deferred maintenance items
- Update finishes throughout the facility
- Lack of acoustic separation between activities: pool table / noisier activities interspersed with quieter activities
- High volume results in poor acoustics

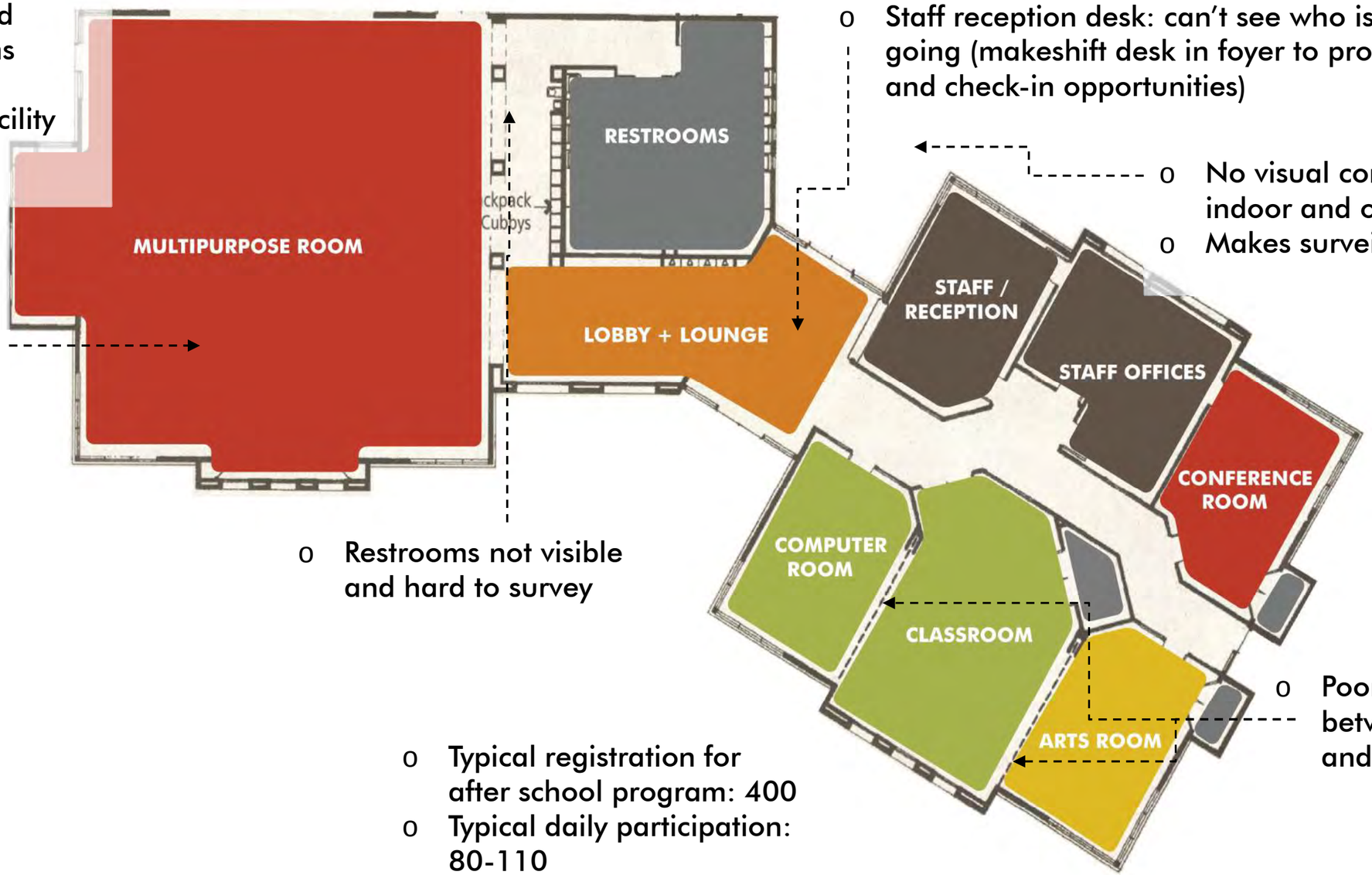

- Front desk: entry sequence is dysfunctional
- Staff reception desk: can't see who is coming and going (makeshift desk in foyer to provide surveillance and check-in opportunities)
- No visual connection between indoor and outdoor space
- Makes surveillance challenging
- Restrooms not visible and hard to survey
- Poor quality dividers between classroom and arts room
- Typical registration for after school program: 400
- Typical daily participation: 80-110

VE DRAFT

YOUTH & TEEN CENTER

FACILITY RECOMMENDATIONS

RECOMMENDATIONS:
Renovate facility to meet current best practices for 21st century teen center design

- Update finishes, lighting, A/V, furniture, and address deferred maintenance items
- Add acoustic separation between activities in the multipurpose room
- Reconfigure entrance and front desk layout for more visibility access
- Add visual connections between indoor and outdoor spaces
- New dividers in the computer room, classroom, and arts room
- Consider reorganizing the layout of the spaces for increased

AGENDA

1) Facilities Overview
    - Summary Existing + Planned Facilities
2) Community Needs and Priorities
    - National Standards + Benchmark Cities
    - Community Priorities
    - Space Use Matrix
3) System Strategies + Improvement Options
    - SF Facility Recommendation & Map
    - Existing Facilities
    - **Planned + Future Facilities**
        - **New North Santa Clara Plan Community/Recreation Center collocated with Library**
        - **New Recreation Facility w/ Gymnasium in Station Area**
        - **Partnership with Mission College**
    - **Proposed Program at Future Facilities**

RECOMMENDATION FOR 2 NEW RECREATION FACILITIES



EXAMPLE IMAGE FOR REFERENCE


EXAMPLE IMAGE FOR REFERENCE

	Proposed Future Recreation Center	GSF	Proposed Future North Santa Clara Library & Recreation Center	GSF
	Gymnasium (3)		Library & Community Center	25,380
	Fitness / Dance Studio		Senior	6,110
	Fitness / Cardio		Gym / Fitness	7,520
	Lobby / Reception		Active Recreation	6,110
	Staff Offices		Common Entry	1,880
Total	**40,000-60,000**			**47,000**

ADMINISTRATIVE DRAFT

NEW RECREATION CENTERS EXAMPLE PROGRAMS

Proposed Future Recreation Center 40,000-60,000 SF

LOBBY / RECEPTION

DANCE STUDIO: 800 SF

GYMNASIUMS (3)
SMALL: 8K SF
MEDIUM: 10K SF
LARGE: 12K SF

GROUP EXERCISE: 1000 SF

STAFF OFFICES: 800 SF



CARDIO / WEIGHTS: 400 SF

Proposed Future North Santa Clara Library & Recreation Center – 47,000 SF

LOBBY / RECEPTION: 1880 SF

LIBRARY & COMMUNITY CENTER: 25380 SF

SENIOR: 6110 SF

GYM / FITNESS: 7520 SF

ACTIVE RECREATION: 6110 SF

ADMINISTRATIVE DRAFT

THANK YOU
GROUP 4
ARCHITECTURE

Appendix F: Maintenance Assessment

GENERAL PARKS MAINTENANCE ASSESSMENT AND ANALYSIS

PARKS MAINTENANCE OVERVIEW

The City of Santa Clara's Parks & Recreation Department is responsible for managing and maintaining the city's extensive park system, recreation facilities, pools, and cemeteries. Their mission is to support a vibrant and active quality of life for all community members through excellent facilities, services, programs, and events.

The department's maintenance responsibilities encompass a wide range of tasks to ensure the safety, functionality, and aesthetic appeal of public spaces. Key areas of focus include:

- Grounds Maintenance: Regular upkeep of lawns, gardens, and open spaces to provide clean and inviting areas for public use.
- Facility Maintenance: Ensuring that recreation centers, pools, and other public facilities are in good working order and meet the community's needs.
- Playground and Equipment Upkeep: Routine inspections and maintenance of playgrounds and recreational equipment to ensure safety and compliance with current standards.
- Irrigation System: Managing and maintaining water systems to support the health of park landscapes.
- Tree and Plant Care: Preserving the health and appearance of trees and plants within parks and along public boulevards.
- Mission City Memorial Park, the city's only public cemetery: Providing burial services and ongoing upkeep of the grounds, including landscaping, irrigation, and monument care. This maintenance ensures a respectful and peaceful environment for visitors.
- Trail Maintenance: Maintaining trails to provide safe and enjoyable pathways for walking, jogging, and biking.
- Graffiti Removal: Promptly addressing vandalism to maintain the cleanliness and appearance of public spaces.
- Storm Drain Management: Keeping storm drains clear of debris, such as leaves, to prevent flooding and protect local creeks from pollution.

These efforts are coordinated in collaboration with the Public Works Department, which oversees the design, construction, and maintenance of public infrastructure, including streets, sidewalks, curbs, storm drains, street trees, medians, and traffic signs/markings.

Through these comprehensive maintenance activities, the City of Santa Clara ensures that its parks and recreational facilities remain safe, functional, and enjoyable for all residents and visitors.

MAINTENANCE MODES

Regular maintenance requires unit-based quantification for most major resource requirements and provides methods for projecting future resource needs. The City's maintenance efforts as detailed are expansive and address diverse aspects of maintaining high-quality parks, amenities, and infrastructure to preserve the integrity of public assets and their meaningful use. The prevailing objectives of a standards-based park maintenance program are presented below but not in order of importance:

- Maintain and improve the sites, grounds, facilities, and structures of the City's parks system to provide optimal and enjoyable use.
- Provide landscaping and general maintenance for a multitude of City amenities, including but not limited to, landscaped beds and turf, urban open spaces, urban forests, and selected park buildings and structures.
- Be responsive to maintenance needs of the City's open-space tracts. Particular attention must be paid to access points, trail repair, erosion control, and trash removal.
- Protect and preserve the value of City assets so that long-term maintenance costs are minimal due to extending the service life of those assets.

Many of the objectives assigned to the Park's maintenance teams go beyond the traditional responsibilities of park maintenance employees.

It is recommended that all park maintenance agencies adopt a system of park and ground maintenance levels wherein functions are organized into a tiered structure with three different levels of service. These levels are referred to as maintenance modes, and each has a unique standard that dictates routine maintenance tasks and their frequency. The appropriate maintenance mode is assigned to each park or site, which creates a framework for organizing and scheduling tasks and responsibilities at each location. A description of each of the maintenance modes utilized by the City of Santa Clara is provided below:

MAINTENANCE MODE/LEVEL A

Maintenance Mode/Level A (Mode/Level A) applies to parks or sites that require the highest maintenance standard in the system. These parks or sites are often revenue producing facilities, such as the athletic fields, where the quality and level of maintenance has a direct impact on the park facility's ability to maximize revenue generation.

MAINTENANCE MODE/LEVEL B

Maintenance Mode/Level B (Mode/Level B) applies to parks or sites that require a moderate level of effort and maintenance standards in the system. These include developed and undeveloped parks with amenities that are heavily used such as trails, community and pocket parks, and special-use facilities found in the City's parks system.

MAINTENANCE MODE/LEVEL C

Maintenance Mode/Level C (Mode/Level C) applies to parks or sites that require a nominal level of effort and maintenance standards in the system. These include undeveloped parks with minimal amenities.

PARKS MAINTENANCE DESIRED OUTCOMES

It's important to establish the outcomes of parks maintenance work for several key reasons:

- Clarity and Direction: Clearly defined outcomes provide staff with a clear understanding of their responsibilities and the goals they need to achieve. This helps in aligning their efforts with the overall objectives of the park maintenance program.
- Accountability: When outcomes are established, it becomes easier to hold staff accountable for their work. They know what is expected of them and can be evaluated based on these criteria.
- Efficiency and Productivity: Defined outcomes help in prioritizing tasks and managing time effectively. Staff can focus on what needs to be done first and allocate resources, accordingly, leading to increased productivity.
- Motivation and Engagement: Knowing the desired outcomes can boost morale and motivation. When staff understands the impact of their work on the community and the environment, they are more likely to be engaged and committed to their tasks.
- Quality Control: Establishing outcomes ensures that the maintenance work meets certain standards and quality benchmarks. This helps in maintaining the park's appearance, safety, and functionality.
- Training and Development: Clear outcomes can highlight areas where staff may need additional training or support. This allows supervisors to provide targeted training programs to enhance their skills and performance.

As a part of this study, the Consulting team and city staff have established the following outcomes for the maintenance of the Santa Clara parks system.

TURF ATHLETIC FIELDS

Turf Athletic Fields			
Maintenance Outcomes			
Sub-category	**A**	**B**	**C**
Color	85% of lawn is uniformly green, with less than 15% bare or brown.	75% of lawn is uniformly green, with less than 25% bare or brown.	65% of lawn is uniformly green, with less than 35% bare or brown.
Cleanliness	No large (greater than 1 inch by 1 inch) pieces of trash or debris is visible within 30 feet.	No large (greater than 3 inches by 3 inches) pieces of trash or debris is visible within 30 feet.	No large (greater than 6 inches by 6 inches) pieces of trash or debris is visible within 30 feet.
Height/Mowed	Lawn is uniform in height, 1-2 inches height, No areas of excess grass length	Lawn is uniform in height, 2-3 inches height, No areas of excess grass length	Lawn is uniform in height, 3-5 inches height
Drainage/Flooding	No standing water 1 hour after irrigation or 1 day after rain	No standing water 2 hours after irrigation or 2 days after rain	No standing water 6 hours after irrigation or 4 days after rain
Fencing	Fence, kickboards, and backstops are free of chips (larger than 2x2 inches), and not rotten, broken, cracked. Are fastened securely.	Fence, kickboards, and backstops are free of chips (larger than 4x4 inches), and not rotten, broken, cracked. Mostly fastened securely.	Fence, kickboards, and backstops are free of chips (larger than 6x6 inches), with some rotten, broken, cracked. Not fastened securely.
Functionality Fields	Turf is maintained to correct standards per sport.	Turf is maintained to broad standards for multiple sports, broadleaf and grassy weeds present over 10%	Turf is maintained to provide minimum safety standards, broadleaf and grassy weeds present over 30%
Infields	Infield smooth, free of large holes or mounds (not including pitcher's mound), edged lips, foul lines clear and delineated, warning track clear (where applicable) and free of weeds.	Infield smooth, free of large holes or mounds (not including pitcher's mound), lips 1" or less, foul lines clear and delineated, warning track (where applicable) with 10% weeds.	Infield hard with some holes or mounds (not including pitcher's mound), non-edged lips, foul lines absent, warning track (where applicable) with more than 10% of weeds.
Bleachers	90% seating is present and free of sharp edges of protrusions.	80% seating is present and free of sharp edges of protrusions.	70% seating is present and free of sharp edges of protrusions.
Graffiti	All areas (including backstop, kickboards, backstops) are free of graffiti.	All areas (including backstop, kickboards, backstops) are free of graffiti larger than 6" in length and 2" in height	All areas (including backstop, kickboards, backstops) are free of graffiti larger than one foot in length and six inches in height
Lighting	100% of lighting should be operational	90% of lighting should be operational	75% of lighting should be operational

NON-ATHLETIC FIELD TURF AREAS

Non-Athletic Field Park Areas			
Maintenance Outcomes			
Sub-category	**A**	**B**	**C**
Color	85% of lawn is uniformly green, with less than 15% bare or brown.	75% of lawn is uniformly green, with less than 25% bare or brown.	65% of lawn is uniformly green, with less than 35% bare or brown.
Cleanliness	No large (greater than 2 inches by 2 inches) pieces of trash or debris is visible within 30 feet.	No large (greater than 4 inches by 4 inches) pieces of trash or debris is visible within 30 feet.	No large (greater than 6 inches by 6 inches) pieces of trash or debris is visible within 30 feet.
Drainage/Flooding	No standing water 2 hours after irrigation or 2 days after rain	No standing water 3 hours after irrigation or 3 days after rain	No standing water 6 hours after irrigation or 4 days after rain
Height/Mowed	Lawn is uniform in height, 3- 5 inches height, No areas of excess grass length	Lawn is uniform in height, 3- 6 inches height, No areas of excess grass length	Lawn is uniform in height, 3- 7 inches height.
Fencing	Fences are not rotten, broken, cracked, and are fastened securely.	Fences are not rotten or broken. Some boards are cracked and are mostly fastened securely.	Fences may be rotten, broken and/or cracked, and are not fastened securely.
Trees	Tree canopy is free of dead limbs, and damage.	Tree canopy is free of dead limbs. May have damage to trunk or crown.	Tree canopy may have dead twigs and limbs, some damage to trunk or crown.
Hardscape	Trails and pathways are clearly defined, are even and are free of cracks	Trails and pathways are clearly defined, are mostly even and have some cracks	Trails and pathways are not clearly defined, are un-even with cracks
Edging	90% of edges clearly defined around trails, concrete paths, and between sections	80% of edges clearly defined around trails, concrete paths, and between sections	60% of edges clearly defined around trails, concrete paths, and between sections
Lighting	95% of lighting should be operational	75% of lighting should be operational	65% of lighting should be operational

OUTDOOR ATHLETIC COURTS

Outdoor Athletic Courts			
Maintenance Outcomes			
Sub-category	**A**	**B**	**C**
Cleanliness	Court is free of large trash (greater than 2x2x2) and debris within the court	Court is free of large trash (greater than 3x3x3) and debris within the court	Court is free of large trash (greater than 6x6x6) and debris within the court
Painting/Striping	95% of the courts are painted with clear lines that are not worn through	80% of the courts are painted with clear lines that are not worn through	60% of the courts are painted with clear lines that are not worn through
Surface Quality	Surface is free of cracks (No vertical separation greater than 1/4 inch (width of a pen) and free of tree root intrusions – a.k.a. a uniform flat surface.	Surface has some cracks (No vertical separation greater than 1/4 inch (width of a pen) and free of tree root intrusions. Some surface degradation.	Surface has cracks greater than 1/2". Much of the surface is degraded.
Functionality of Structures	95 % of sports related equipment is present and operational.	90 % of sports related equipment is present and operational.	80 % of sports related equipment is present and operational.
Tennis/Pickleball	Tennis/pickleball nets are present and free of holes, pulled tight, with posts are securely anchored	Tennis/pickleball nets are present and free of holes, mostly tight, with posts securely anchored	Tennis/pickleball nets are present, but with some holes. Posts and tensioners may be malfunctioning.
Basketball	All basketball backboards are anchored securely and are vertical, straight and painted. Basketball nets are acceptable.	All basketball backboards are anchored securely and are vertical and straight. Basketball nets may be tattered.	All basketball backboards are anchored securely and are vertical and straight. Missing basketball nets are acceptable.
Fence/Tennis wind-flaps	All fencing is free of holes, and secured to fencing. Tennis Windscreens shall have flaps or windows with reinforced edges.	Windscreens may have some holes, mostly secured to fencing.	Windscreens are tattered with holes, loosely secured to fencing. Windscreens have tattered edges.
Graffiti	Courts, backboards, and all other sports related equipment is free of graffiti.	Courts, backboards, and all other sports related equipment is free of graffiti one foot in length and 3 inches in height	Courts, backboards, and all other sports related equipment is free of graffiti one foot in length and 6 inches in height
Painting	95% of amenities are painted with no rust or rot.	80% of amenities are painted with no rust or rot.	60% of amenities are painted with no rust or rot.
Drainage/flooding	No standing water 1 day after rain	No standing water 2 days after rain	No standing water 3 days after rain
Lighting	95% of all lighting is operational and working.	75% of all lighting is operational and working.	65% of all lighting is operational and working.

PARK AMENITIES/FURNISHINGS

Park Amenities/Furnishings			
Maintenance Outcomes			
Sub-category	**A**	**B**	**C**
Cleanliness	Benches, grills, and picnic shelters are free of large debris, rust, food, and/or mildew Grills are clean with no grease and ash build-up	Benches, grills, and picnic shelters are free of large debris, rust, food, and/or mildew Grills are clean with less than 2 inches of grease and ash build-up	Benches, grills, and picnic shelters have some debris, rust, food, and/or mildew. Grills are infrequently cleaned. Less than 3 inches of grease and ash build-up
Structural integrity and functionality	99% of amenities are operational and structurally sound. Benches are anchored and do not have protrusions/large splinters, excess rust, or rot. Drinking fountains are operational and clean.	90% of amenities are operational and structurally sound. Benches are anchored and do not have protrusions/large splinters, excess rust, or rot. Drinking fountains are operational.	80% of amenities are operational and structurally sound. Benches are anchored but have splinters, rust, or rot. Drinking fountains may not be operational.
Painting	90% of amenities are painted with no rust or rot.	90% of amenities are painted with no rust or rot.	90% of amenities are painted with no rust or rot.
Graffiti	Bench, picnic tables, grills and other amenities are free of graffiti.	Bench, picnic tables, grills and other amenities are free of graffiti 6" in length and 2" high	Bench, picnic tables, grills and other amenities are free of graffiti one foot in length and 6 inches in height
Park Signage	Park signage is readable, clear, painted, free of large chips, secured and free of rot or rust.	Park signage is readable, clear, painted, may be chipped and peeling. Secured and free of rot or rust.	Park signage is faded, illegible, pealing. Secured and free of rot or rust.
Waste and Recycling Receptacles	90% of all receptacles are clean and 100% are free of graffiti. Immediate areas surrounding 90% of all waste receptacles are free of litter and debris. 99% of receptacles are not overflowing. Waste receptacles are painted with no large cracks or damage	90% of all receptacles are clean and 90% free of graffiti. Immediate areas surrounding 90% of all waste receptacles are free of litter and debris. 90% of receptacles are not overflowing.	80% of all receptacles are clean and 80% are free of graffiti. Immediate areas surrounding 80% of all waste receptacles are free of litter and debris. 90% of receptacles are not overflowing. Trash receptacles are free of graffiti one foot 6 x 12 inches.

PLAYGROUNDS

Playgrounds			
Maintenance Outcomes			
Sub-category	**A**	**B**	**C**
Cleanliness	Children Play Area is free of large debris larger than 2x2x2, and hazards such as animal feces, sharp protrusions, etc.	Children Play Area is free of large debris larger than 3x3x3, and hazards such as animal feces, sharp protrusions, etc. Some weeds p;resent.	Children Play Area is free of large debris larger than 4x4x4, and hazards such as animal feces, sharp protrusions, etc. Weeds present.
Functionality of equipment	99% of playground equipment is present and free from excessive wear, deterioration, and any potential hazards, broken equipment. Any broken equipment will be clearly marked with tape, swings are not ripped or damaged.	90% of playground equipment is present and free from excessive wear, deterioration, and any potential hazards, broken equipment. Any broken equipment will be clearly marked with tape, swings are not ripped or damaged.	70% of playground equipment is present and free from excessive wear, deterioration, and any potential hazards, broken equipment. Any broken equipment will be clearly marked with tape, swings are not ripped or damaged.
Integrity of equipment	99% of play structures are free of cracks larger than 1/2 inch (width of a pen), nets, rot, loose bolts, missing end caps, and other. No hazardous sharp edges, protrusions, or other things	90% of play structures are free of cracks larger than 1/2 inch (width of a pen), nets, rot, loose bolts, missing end caps, and other. No hazardous sharp edges, protrusions, or other things	85% of play structures are free of cracks larger than 1/2 inch (width of a pen), nets, rot, loose bolts, missing end caps, and other. No hazardous sharp edges, protrusions, or other things
Signage	Signs are painted, without peeling or chipped paint, free of rot and properly secured	Signs are painted, some peeling or chipped paint, free of rot and properly secured	Signs are painted, with some peeling or chipped paint, some deterioration, properly secured
Surface quality	100% of the surface is free of holes, flakes, buckling, or weeds. No areas showing black weed barrier.	95% of the surface is free of holes, flakes, buckling, or weeds. No areas showing black weed barrier.	90% of the surface is free of holes, flakes, buckling, or weeds. Some areas showing black weed barrier.
Fencing	Fence free of holes, protrusions, sharp edges, and is securely fastened	Fence free of holes, protrusions, sharp edges, and is mostly fastened	Fence free of holes, protrusions, sharp edges. Some loose elements.
Graffiti	All of children play structures are free of graffiti.	All of children play structures are free of large graffiti (greater than 6 inches by 3 inches) or any obscenities	All of children play structures are free of large graffiti (greater than 6 inches by 3 inches) or any obscenities
Painting	99% of play structures are painted.	90% of play structures are painted with no areas larger than 6 inches by 6 inches	70% of play structures are painted with no areas larger than 6 inches by 6 inches
Drainage	No pooling of water on rubber surface with depression or signs of standing water.	No pooling of waters, rubber surface with depression or signs of standing water.	Some pooling of water on rubber surface with depression and signs of standing water.

RESTROOMS

Restrooms			
Maintenance Outcomes			
Sub-category	**A**	**B**	**C**
Cleanliness	Bathroom ceilings, walls, partitions, toilets, urinals, sinks, mirrors, and floors are sanitary and free of dirt, debris, and cobwebs	Bathroom ceilings, walls, partitions, toilets, urinals, sinks, mirrors, and floors are sanitary. Restroom may have some dirt, debris, and cobwebs	NA
Functionality/Integrity of structures	All toilets, urinals, partitions, hand dryers, Soap dispensers, faucets, floor and sink drains, and mirrors are operational, have proper drainage (where applicable) and are free of leaks (where applicable)	All toilets, urinals, partitions, hand dryers, Soap dispensers, faucets, floor and sink drains are operational, have proper drainage (where applicable) Fixtures may have minor leaks.	NA
Lighting	All light fixtures are operational and have no cracks	All light fixtures are operational but may have cracks	NA
Graffiti	Restrooms are free of graffiti.	Restrooms are free of graffiti greater than foot in length and 6 inches in height	NA
Odor	Bathrooms are free of offensive odors	Bathrooms may have offensive odors	NA
Signage	Door signage is visible, and in clean working conditions	Door signage is visible. May have graffiti.	NA
Supply Inventory	Toilet paper, paper towels, and seat cover dispensers shall be stocked *where applicable)	Toilet paper replenished as needed. No paper towels. No seat cover dispensers.	NA
Waste receptacle	Are not overflowing and present	May be full or overflowing but present.	NA
Drainage	Drains are free of debris, and no standing water	Drains may have some debris. No standing water	NA

PARK MAINTENANCE – STATISTICALLY VALID SURVEY RESULTS

ETC Institute administered a needs assessment survey for Santa Clara during the winter of 2024-25. The survey was administered as part of the City's Parks and Recreation Master Plan. The survey results aid the City of Santa Clara in taking a resident-driven approach to making decisions that will enrich and positively affect the lives of residents.

The parks maintenance findings of the survey are summarized on the following pages.

Park Visitation and Quality

- **Park Visitation**
  Ninety-two percent (92%) of households visited Santa Clara parks and facilities over the past 12 months which is above the national benchmark of 81%.

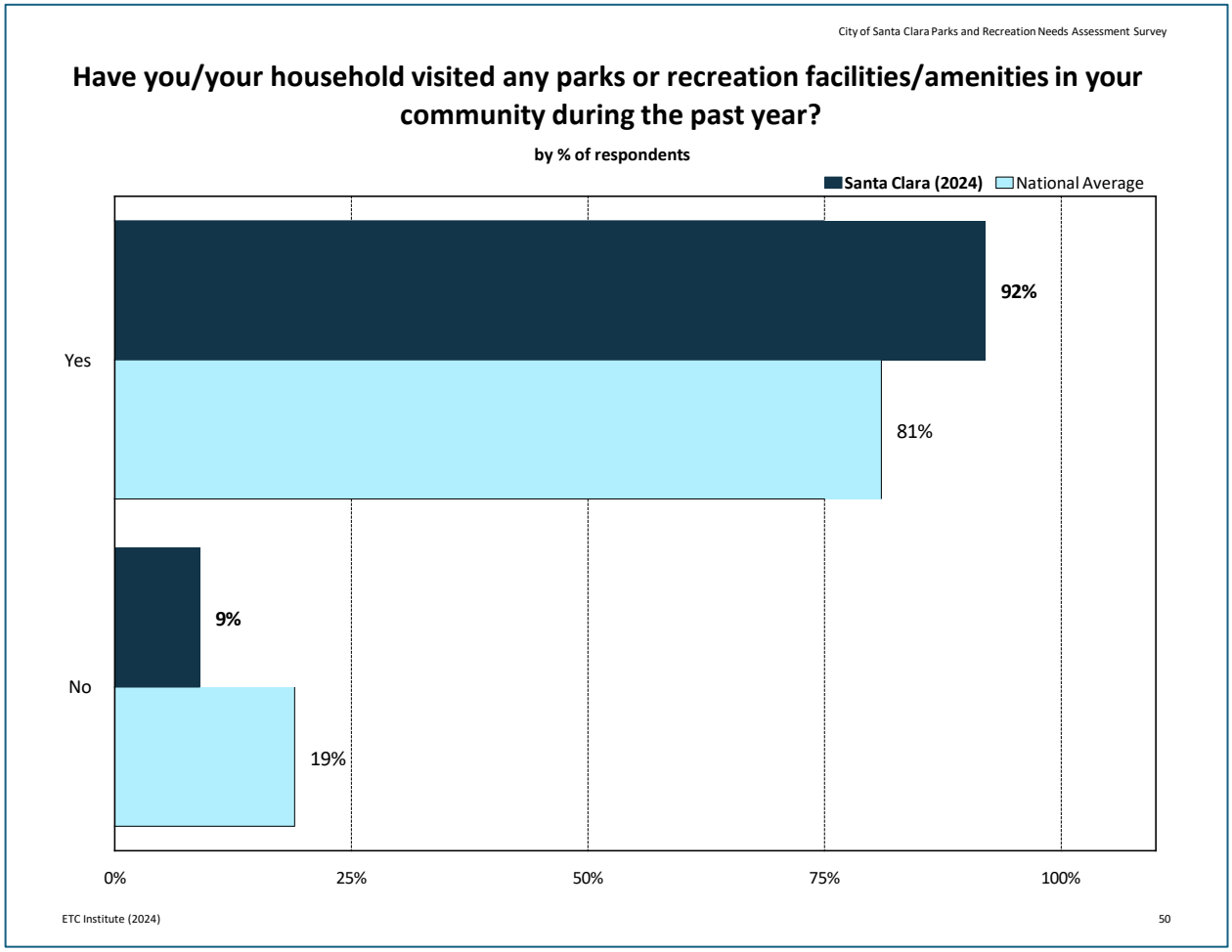

- **Condition**
  Of households that visited parks and facilities, 9% rated the condition of parks as "excellent" and 55% rated the quality as "good". The combined excellent/good rating of 64% is below the national benchmark combined rating of 82%.

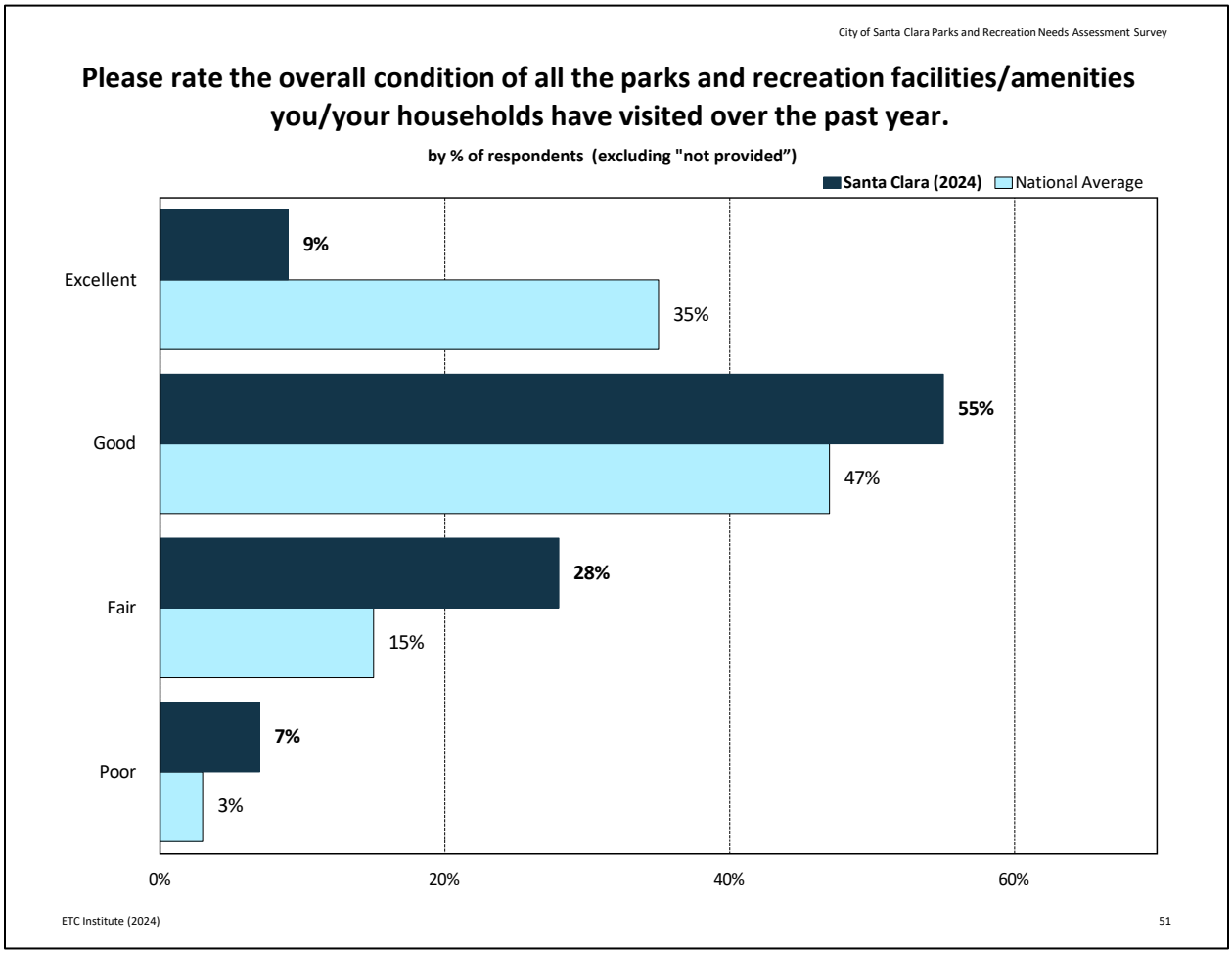

Maintenance Satisfaction and Importance

- **Maintenance Satisfaction**
  Approximately half of the maintenance activities performed by the Parks Maintenance division receive a combined very satisfied/satisfied rating of 50% or greater. Areas of the greatest improvement are
    - Graffiti removal/vandalism repair
    - Athletic field/court maintenance
    - Dog Park Maintenance
    - Restroom Maintenance

Q16. Please rate your satisfaction with each of the following maintenance activities provided in the Santa Clara parks and recreation system.

by percentage of respondents (excluding "don't know")

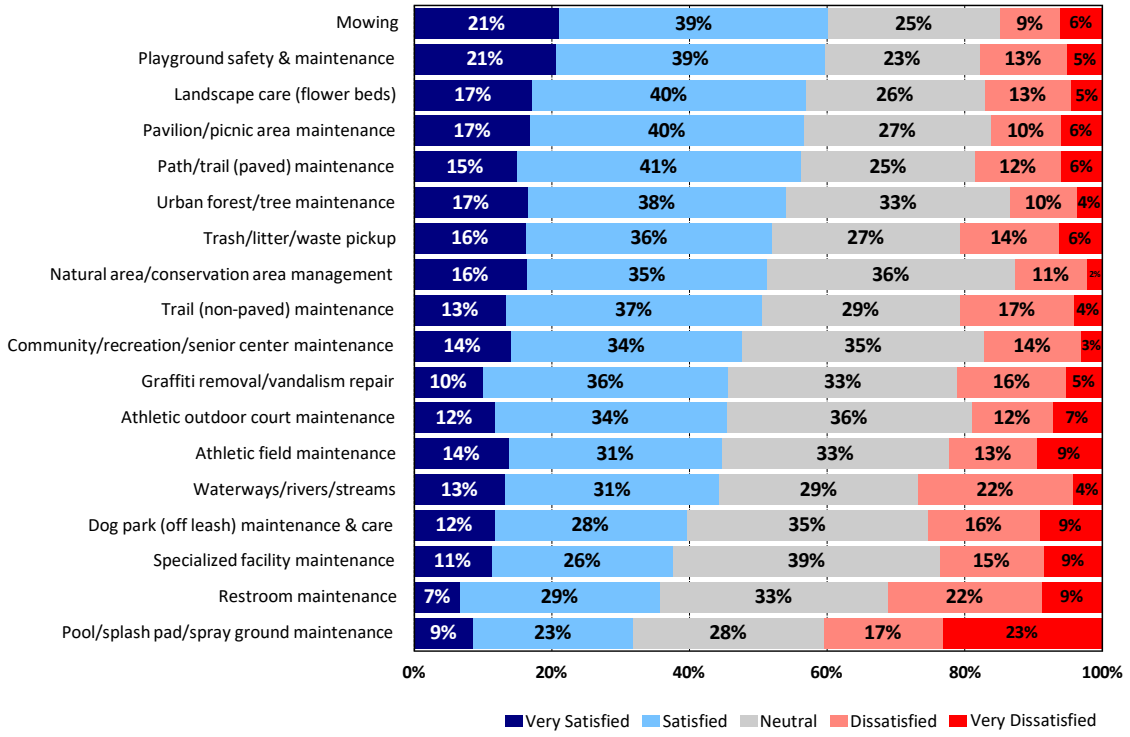

- **Importance:**
  The top five most important maintenance activities as expressed by Santa Clara residents are as follows
    - Path/trail (paved) maintenance – 56% combined very satisfied/satisfied rating
    - Restroom maintenance - 36% combined very satisfied/satisfied rating
    - Trash/litter/waste pickup - 52% combined very satisfied/satisfied rating
    - Graffiti removal/vandalism repair - 46% combined very satisfied/satisfied rating
    - Playground safety & maintenance - 60% combined very satisfied/satisfied rating

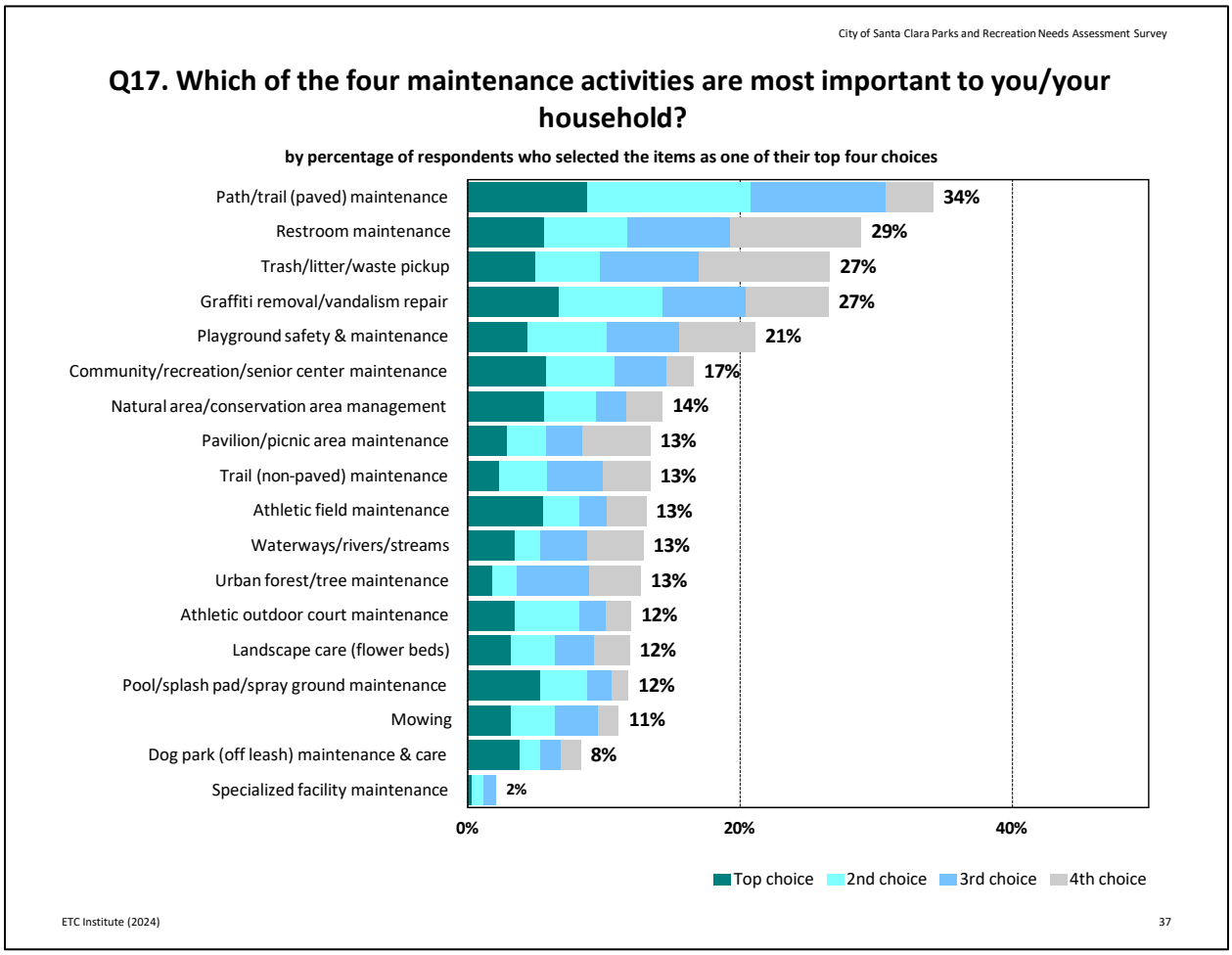

GENERAL OPERATION KEY FINDINGS AND RECOMMENDATIONS

MAINTENANCE MANAGEMENT PLAN

Findings: Through the review of data and workshops with staff, the PROS Consulting team determined that the Parks Division does try to operate within the maintenance modes identified above. Parks maintenance also generally follows a written set of routine park and grounds maintenance standards. However, a formalized, documented, detailed maintenance management plan does not exist. A formalized maintenance management plan includes not only maintenance modes and standards for each park but also tracks the performance of the work against a set of defined outcomes as well as the costs expended to achieve each outcome. A maintenance management plan is typically memorialized within an asset-based work order management system.

Recommendation: Develop a comprehensive maintenance management plan with defined outcomes and maintenance standards for each park in the system utilizing this study as a resource for doing so.

Recommendation: Align work plans to not only increase levels of satisfaction but also with how the levels of importance the community places on the various maintenance activities performed by the division.

GIS-BASED ASSET MANAGEMENT WORK ORDER SYSTEM

Findings: Parks maintenance in the City of Santa Clara does not currently utilize a GIS-based asset management work order system. This inhibits the city's ability to easily document maintenance work (including time and resources required to perform the work) and manage asset replacement schedules.

Recommendation: Implement a GIS-based asset management work order system to track lifecycle maintenance requirements that are tied to weekly and monthly work orders. This will help the staff to stay ahead of preventative maintenance and limit breakdowns. Further, utilizing the system will provide staff with the necessary "actual cost" data for work being performed. The typical components of a work order management system are as follows:

- Schedule Work Activities
    - Detailed framework for asset management by incorporating GIS into the asset repository. Allows for grouping of assets by location, type, age, or other key parameters. These groupings can then be used to create maintenance activities such as preventive work, reactive work, tests, or inspections.
- Mapping Tools
    - ArcGIS maps are an integral part of the work management process. This allows for the creation of map visualizations of database queries including open work orders, service requests, or work orders of a specific type and assignment. These tools empower both management and staff to interact with asset data.
- Data Mobility
    - A variety of tools to help maintenance staff access and update valuable information while in the field.
- Asset Management

- Track work performed on any asset at any given time throughout its lifecycle. Users can easily search for active work orders and view them dynamically on the GIS map. Track overdue work orders and monitor work associated with a specific task, contractor, or project.

- Track Unproductive Time
  - A key component of creating an efficient parks maintenance operation is to minimize unproductive time, such as travel time between parks. Travel time on average should not exceed the maximum threshold of 2.2 hours for every 8-hour day.

ROLE AND RESPONSIBILITY OF PARKS MAINTENANCE BY PARK TYPE

Findings:

- **General Fund Parks**: The day to day maintenance city "general-funded" parks and athletic complexes is solely the responsibility of the City of Santa Clara.
- **Community Facility District (CFD) Parks:**
  - The City of Santa Clara is responsible for irrigation maintenance, general parks maintenance, and playground maintenance in LMD Parks.
  - The City of Santa Clara contracts with a third party service provider for the turf maintenance, landscape maintenance (shrubs, bushes, plants, etc.), and weed abatement at all city-owned parks within the LMDS. The City of Santa Clara does supplement as needed the work performed by the third party service provider on as needed basis.

Recommendation: A functional, efficient and effective irrigation system is critical for the health of turf, plants and shrubs in Northern California, especially given the region's climate and water availability.

- Seasonal Watering Needs: Northern California experiences extended dry periods, particularly in the summer. During these times, an irrigation system ensures that green infrastructure receive the necessary water to survive and thrive.
- Native Plants: Many native plants and grasses have adapted to the local climate and can survive with minimal irrigation. However, even these plants benefit from supplemental watering during prolonged dry spells or drought conditions.
- New Plantings: Newly installed turf and planted shrubs and trees require consistent moisture to establish their root systems. An irrigation system helps maintain the right moisture levels, especially during the critical first few months after planting.
- Efficient Water Use: Modern irrigation systems can be programmed to deliver water efficiently, reducing waste and ensuring that plants get the right amount of water at the right time.

Given the critical relationship between the irrigation systems and the quality and health of turf, shrubs and plants, it is recommended that the city shift the responsibility of maintaining the irrigation system to the third party service provider.

VEHICLES AND EQUIPMENT

Finding: The Department does not lack the necessary equipment to perform tasks.

Recommendation: Continue to invest in new equipment as the park system grows while continually reinvesting in existing vehicles and equipment to ensure consistent delivery of parks maintenance.

COMMUNITY VOLUNTEER SUPPORT PROGRAMS

Finding: The City of Santa Clara does not currently have formalized community volunteer programs to help support general park maintenance and upkeep.

Recommendation: Maintenance operations are typically budgeted within a Parks and Recreation Division that does not have direct revenue sources that can offset expenditures. There are opportunities, however, to reduce expenditure through the following strategies.

- **Adopt-a-Trail Programs:** These programs are like the popular "adopt-a-mile" highway programs most states utilize. Adopt-a-trail programs can also take the form of cash contributions in the range of $12,000 to $16,000 per mile to cover operational costs.
- **Adopt-a-Park Programs:** These are small-grant programs that fund new construction and provide maintenance support. Adopt-A-Park programs can also take the form of cash contributions in the range of $1,000 to $5,000 per acre to cover operational costs.
- **Operational Partnerships:** Partnerships are operational funding sources formed from two separate agencies, such as two government entities, a non-profit and a public agency, or a private business and a public agency. Two partners jointly share risk, operational costs, responsibilities, and asset management based on the strengths of each partner.

PARK CONSTRUCTION PROJECT MANAGEMENT STAFFING

Finding: The City of Santa Clara does not currently have staffing capacity dedicated to the management and oversight of construction projects occurring withing parks.

Recommendation: Capacity will be needed (two to three construction project managers) to oversee construction projects tied to the $106MM allocation of the Measure I Bond approved by voters in November 2024 for park projects. This capacity will also be needed to oversee and manage smaller ongoing lifecycle replacement projects completed by the Parks Maintenance construction crew.

PARK MAINTENANCE STAFFING

Finding: The Department struggles with the hiring and retention of full-time staff, which greatly impacts the quality and continuity of park maintenance. As of November 2024, the division had vacancies for 16 full-time positions (or 32% of full-time staffing capacity). The following section provide further analysis on the staffing capacity of the Parks Maintenance Division.

PARKS MAINTENANCE STAFFING AND FINANCIAL ANALYSIS

PARKS MAINTENANCE DIVISION ORGANIZATIONAL CHART

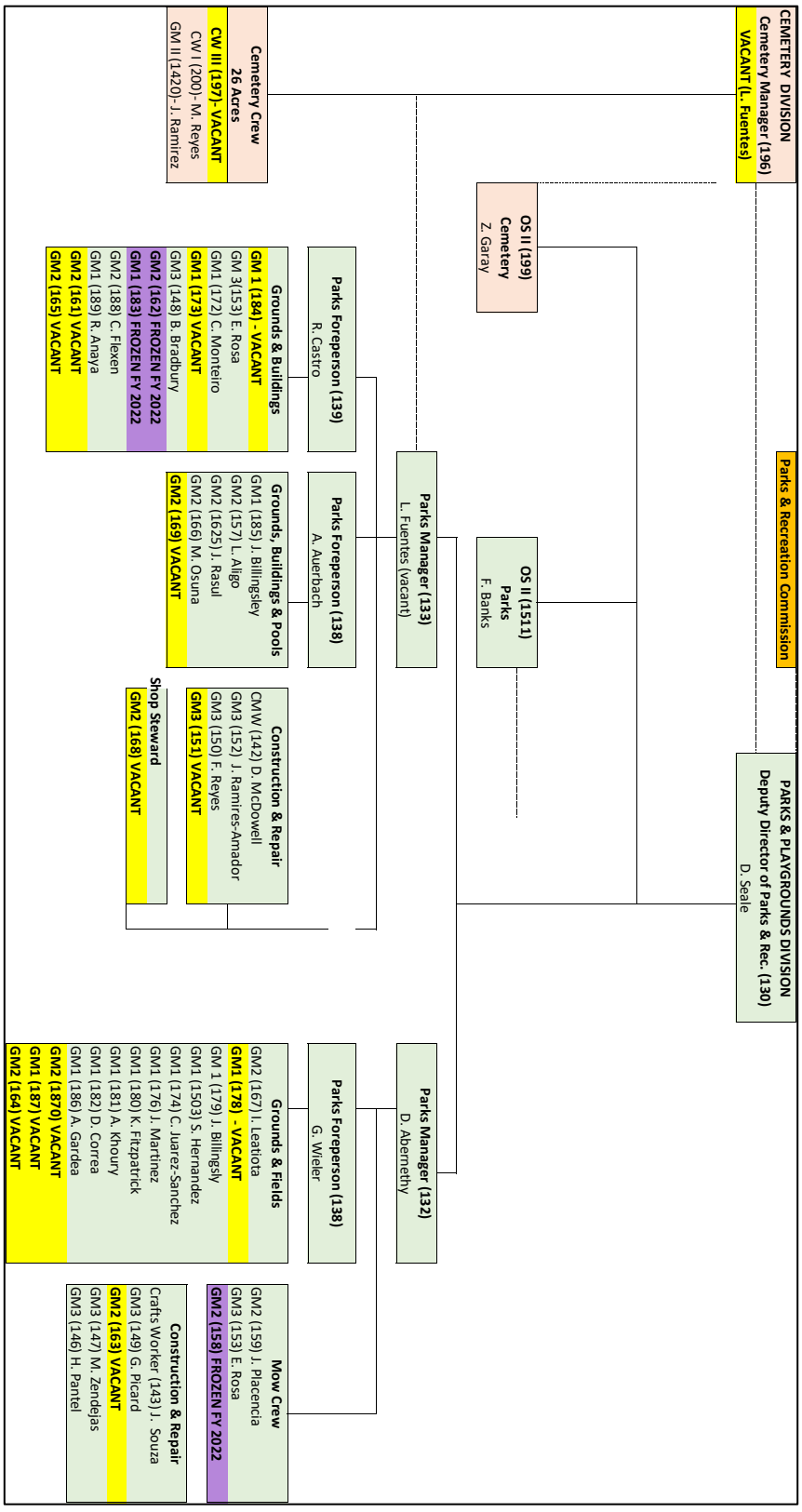

PARKS MAINTENANCE STAFFING ANALYSES

For the following analyses, please note that 1,760 annual work hours = 1 full-time employee (FTE) equivalent.

PARKS MAINTENANCE STAFFING LEVELS

The Parks Maintenance Division is comprised of approximately 50 full-time equivalents (FTES) dedicated to maintaining the parks and recreation system.

BEST PRACTICE STAFFING LEVELS PARKS, POOLS AND FACILITIES

Parks and Recreation Maintenance Staffing Summary		
MAINTENANCE FUNCTION	ANNUAL BEST PRACTICE STAFFING LEVEL (FTES)	ANNUAL BEST PRACTICE STAFFING LEVEL (LABOR HOURS)
Open Space Maintenance	1.3	2,346.67
Cemetery	2.6	4,576.00
Developed Parks Maintenance	24.1	42,460.00
Athletic Fields	8.7	15,253.33
Pool Maintenance Services	2.5	4,400.00
Recreation Center Custodial Services	6.8	11,963.89
Recreation Center Maintenance Services	4.1	7,178.34
TOTALS	36.73	88,178.23

CURRENT TOTAL ANNUAL LABOR HOURS	88,000.00
TOTAL ANNUAL LABOR HOURS NEEDED	88,178.23
TOTAL ANNUAL LABOR HOUR GAP	178.23
ANNUAL FTES NEEDED	0.10

The current staffing capacity, when fully staffed, is sufficient to meet the maintenance needs of the current parks and recreation system.

ANNUAL PARK OPERATION AND MAINTENANCE FUNDING

Based on analysis conducted by the project team as summarized in the table below, the proposed annual operational funding for parks, pools and facilities maintenance is approximately $12.8 Million which is in-line with the recommended funding level as detailed below.

Average Maintenance Cost Calculations						
Park / Facility Classification	**Unit**	**Direct Costs**	**Indirect Costs**	**Total Costs**	**Inventory**	**Unit Cost**
Developed Parks	**Acres**	$4,053,000	$1,737,000	$5,790,000	193.00	**$30,000**
Cemetery	**Acres**	$364,000	$156,000	$520,000	26.00	**$20,000**
Open Space	**Acres**	$140,000	$60,000	$200,000	40.00	**$5,000**
Athletic Fields	**Fields**	$273,000	$117,000	$390,000	13.00	**$30,000**
Swimming Pools	**Number**	$262,500	$112,500	$375,000	5.00	**$75,000**
Recreation Centers	**Square Feet**	$3,568,775	$1,529,475	$5,098,250	101,965.00	**$50**
TOTALS		**$8,661,275**	**$3,711,975**	**$12,373,250**		

Appendix G: Community Engagement Summary

COMMUNITY ENGAGEMENT SUMMARY

PARKS & RECREATION MASTER PLAN

WRT

CONTENTS

01 PARKS + REC COMMISSION

02 POP UPS + ONLINE SURVEY 1

03 FOCUS GROUPS

04 STATISTICALLY-VALID SURVEY

05 KEY FINDINGS + GUIDING THEMES

06 WORKSHOP + ONLINE SURVEY 2

PARKS & RECREATION MASTER PLAN

WRT

PROJECT OVERVIEW + TIMELINE

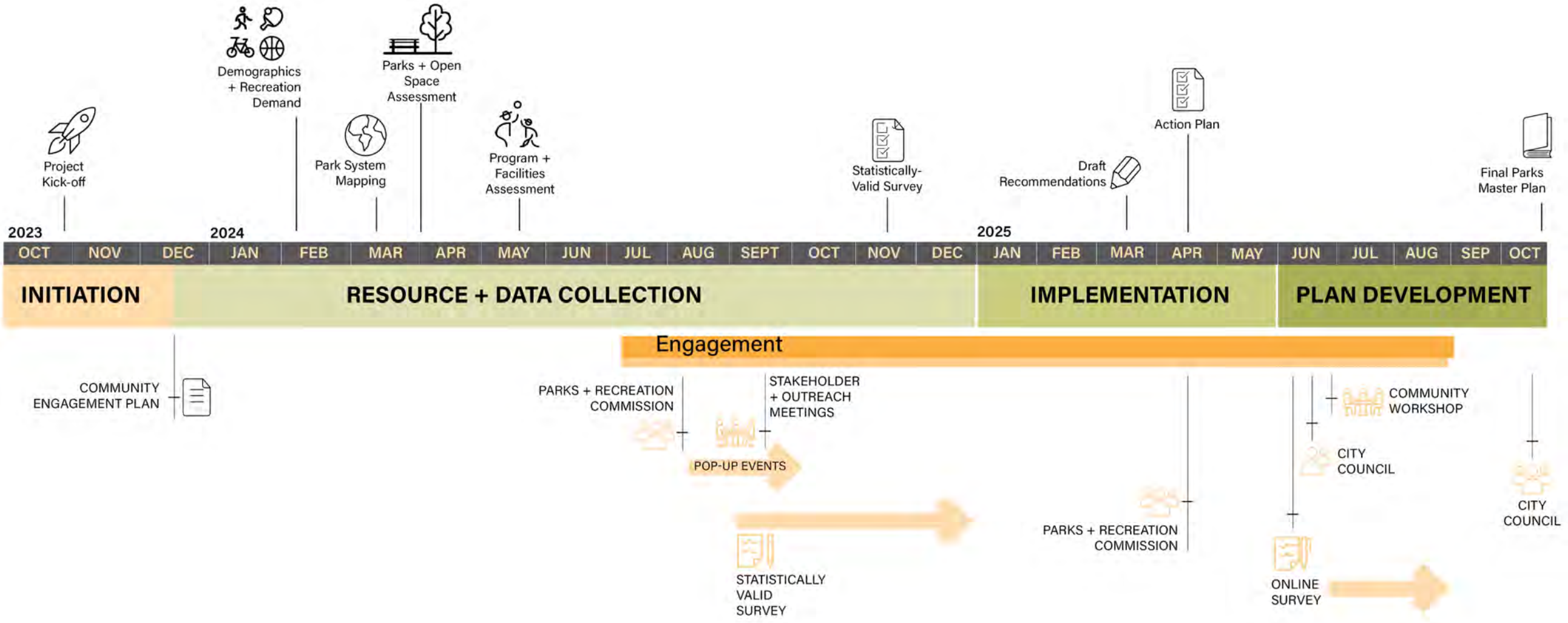

01

PARKS + RECREATION COMMSSION

PARKS + RECREATION COMMISSION

AUGUST 12, 2024

SUSTAINABLE PARKS VISION: Focus on maintenance and funding to ensure quality parks and recreation.

EFFECTIVE MASTER PLAN: Establish clear priorities and a course of action for park and program improvements.

FUNDING STRATEGIES: Explore partnerships, grants, and corporate contributions.

RECREATION EMPHASIS: Increase offerings to meet community needs locally.

COMMUNITY ENGAGEMENT: Broaden input through diverse, accessible outreach methods.

02

POP-UPS + ONLINE SURVEY 1

POP-UPS + ONLINE SURVEY OVERVIEW

Concert in the Park
- Aug. 16, 2024
- ~60 people engaged

Art & Wine Festival
- Sept. 14, 2024
- ~216 people engaged

Northside Library + Pruneridge Shopping Center
- Sept. 28, 2024
- ~77 people engaged

Parade of Champions
- Oct. 5, 2024
- ~48 people engaged

Online Pop-up Survey
- Sept. 9 – Oct. 28, 2024
- 300 responses (including 10 in Spanish/Mandarin)

700+

PEOPLE ENGAGED!

POP UP BOARDS

WHICH PARK IS YOUR FAVORITE?



WHICH PARK NEEDS IMPROVEMENT THE MOST?

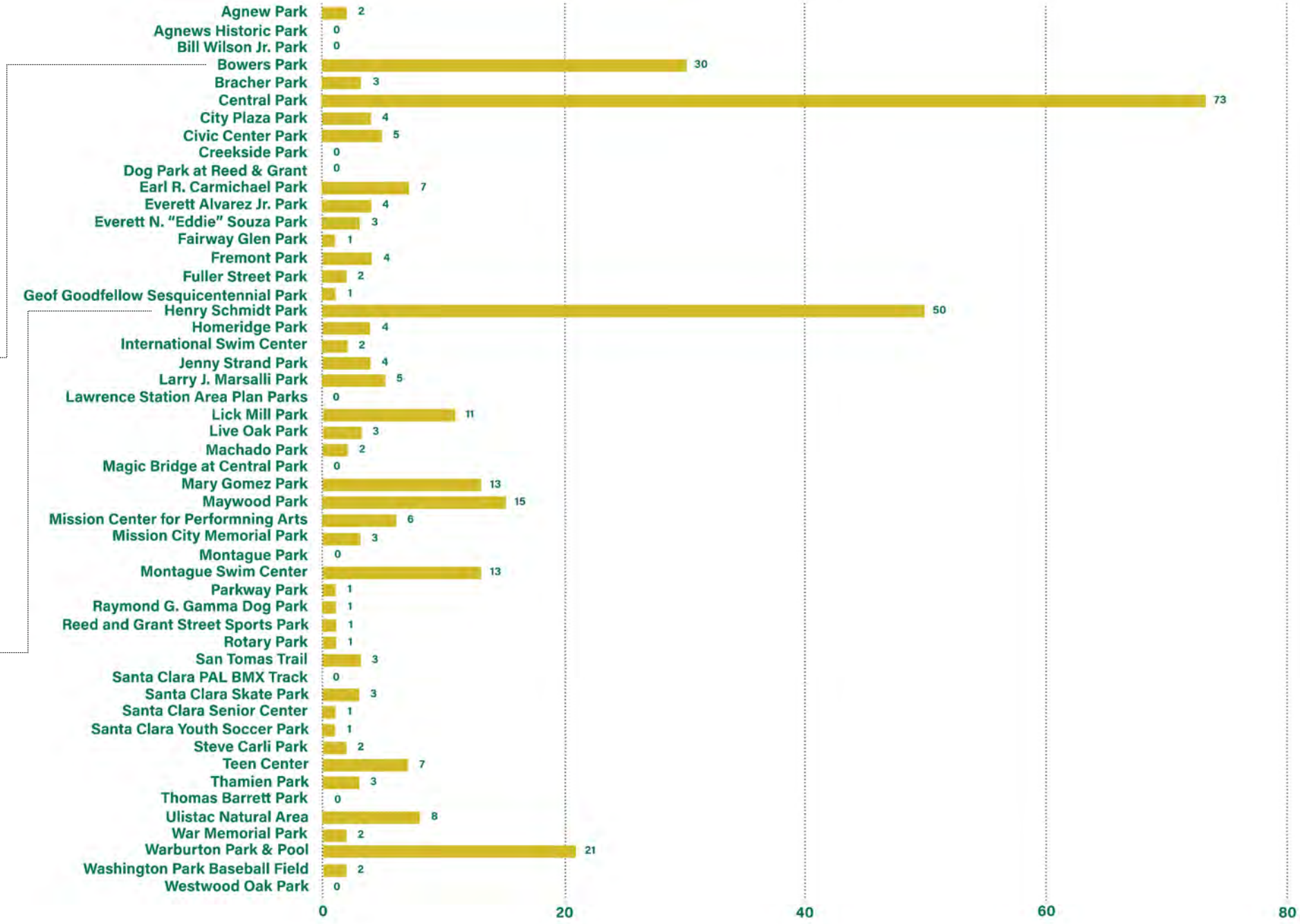

WHAT WOULD YOU LIKE TO SEE MORE OF IN SANTA CLARA PARKS?

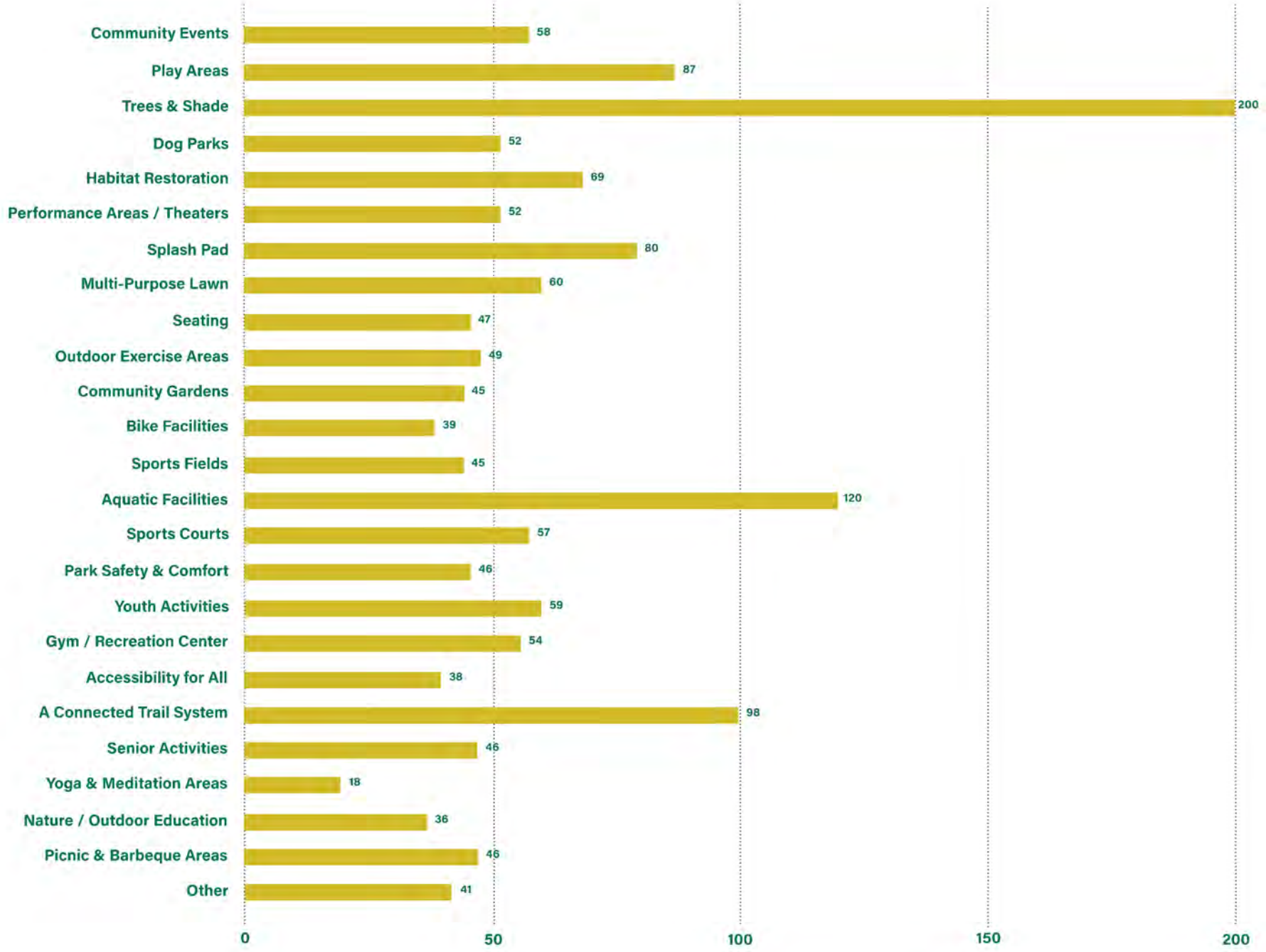

OPEN-ENDED RESPONSES

EVENTS, PROGRAMS, AND INCLUSIVITY

Strong demand for parks to be **community gathering places**, with more **affordable and inclusive programs** for all ages, especially youth and seniors.

GREEN SPACES AND ENVIRONMENTAL SUSTAINABILITY

Emphasis on **expanding shaded green spaces**, using **native plants**, and maintaining parks as **resilient and eco-friendly havens**.

SAFETY, MAINTENANCE, AND CONNECTIVITY

Focus on **clean, well-maintained, and safe parks**, along with better **connectivity** through walking/biking paths and **accessible infrastructure**

03

FOCUS GROUPS

FOCUS GROUPS

SEPTEMBER 26, 2024

Groups

- Sports and Athletics (3 participants)
  - Santa Clara Activities League
  - Santa Clara Westside Little League
  - Swim team
- Community Connectors (4)
  - Historical Landmarks Commission
  - Discover Santa Clara
  - Mission College
  - Parks and Rec department
- Senior Advocates (4)
  - Santa Clara Senior Advisory Commission
  - Senior Center members
- Planning and Development (5)
  - Water and Sewer Utilities
  - Parks and Recreation Department
  - Economic Development Director
  - Edgecore Digital Infrastructure
  - Hunter Properties
- Specialized Users (11)
  - Youth and Teen Center
  - Senior Advisory Commission
  - Santa Clara Lawn Bowling Club
  - Women’s League
  - Ulitstac Natural Area
  - Recreation Center Performing Arts programs

FOCUS GROUP TAKEAWAYS

Key Takeaways

FACILITY & MAINTENANCE NEEDS: There is strong demand for improved and expanded recreational facilities, **better maintenance of parks**, and the addition of **amenities like pickleball courts, indoor gyms, and multiuse sports fields.**

ACCESS, INCLUSION & CONNECTIVITY: Expanding **inclusive and accessible recreational opportunities**, improving **trail connections**, and ensuring parks and programs **accommodate diverse age groups and interests**.

FUNDING & STAFFING CHALLENGES: **Addressing insufficient funding and understaffing** is essential to **maintaining facilities, improving programming**, and ensuring parks and recreation services meet community needs.

#1 SPORTS + ATHLETICS

Key Takeaways

INSUFFICIENT FUNDING: **Funding** is a significant barrier to maintaining and improving facilities.

FACILITY IMPROVEMENTS: There is a demand for **additional multiuse sports fields** to accommodate various sports (soccer, softball, flag football games and practices), especially as community sports programs grow.

AQUATIC PROGRAM CHALLENGES: Aquatic programs are struggling due to **limited availability of pools** and **outdated facilities**, highlighting the need for modernized infrastructure and dedicated spaces for **community and competitive swimming**.

#2 COMMUNITY CONNECTORS

Key Takeaways

COMMUNITY & USE OF PARKS: Enhance **park facilities and event offering** to engage different demographics, such as young and older adults.

FUNDING & MAINTENANCE CHALLENGES: A need for **additional revenue streams** to address **deferred maintenance** and infrastructure needs, as well as a **plan** to ensure parks remain safe and enjoyable.

EMPHASIZING LOCAL IDENTITY & HISTORY: Highlight Santa Clara's unique history and character through **public art** and **community events**.

Central Park
Santa Clara, CA

#3 SENIOR ADVOCATES

Key Takeaways

COMMUNITY & INCLUSIVITY: **Community spaces** such as the senior center foster social connections among diverse groups.

PARKS & RECREATION NEEDS: Parks should serve a wider range of activities, including **pickleball** and **bocce**, and need public **restrooms.**

TRAIL CONNECTIONS: There is a need for **improved trail connections** between parks.

DEVELOPMENT & FUNDING CHALLENGES: Concerns about development pressures and the provision of **adequate park space**. The **funding** for parks and recreation is seen as a challenge.

Santa Clara Senior Center
Santa Clara, CA

#4 PLANNING + DEVELOPMENT

Key Takeaways

INTEGRATION OF PARKS IN URBAN DEVELOPMENT: Need for **better planning tools** to ensure that new developments incorporate **adequate park spaces that are functional and accessible**.

ADAPTATION TO CHANGING DEMOGRAPHICS: **Park development standards should be reevaluated** to ensure they are realistic and beneficial for the community as the city's demographics shift.

INNOVATIVE LAND USE OPPORTUNITIES: There are potential opportunities to **repurpose vacant office spaces for recreational uses**, like indoor sports and community centers, which could help address recreational needs while also leveraging available resources.

Creekside Park
Santa Clara, CA

#5 SPECIALIZED USERS

Key Takeaways

RECREATION FACILITY NEEDS: Demand for more/improved recreational facilities, including dedicated **pickleball** and **volleyball** courts, **indoor gym**, and a **restored ISC**.

MAINTENANCE: Need for **better maintenance** of existing parks and recreation facilities.

ACCESS & INCLUSIVITY: Desire for more **inclusive and accessible recreational opportunities** for various age groups and interests, including **more events for adults** and **outdoor activities for seniors**.

STAFFING & MANAGEMENT ISSUES: Concern regarding **understaffing** in parks and recreation, leading to **inadequate services and programming**.

Warburton Park
Santa Clara, CA

04

STATISTICALLY VALID SURVEY

STATISTICALLY VALID SURVEY

A survey was sent to a random sample of residents in early November 2024 to gain a clear understanding of residents' parks and recreation needs and priorities. A total of 342 households completed the survey, translating to a statistically-valid sample.

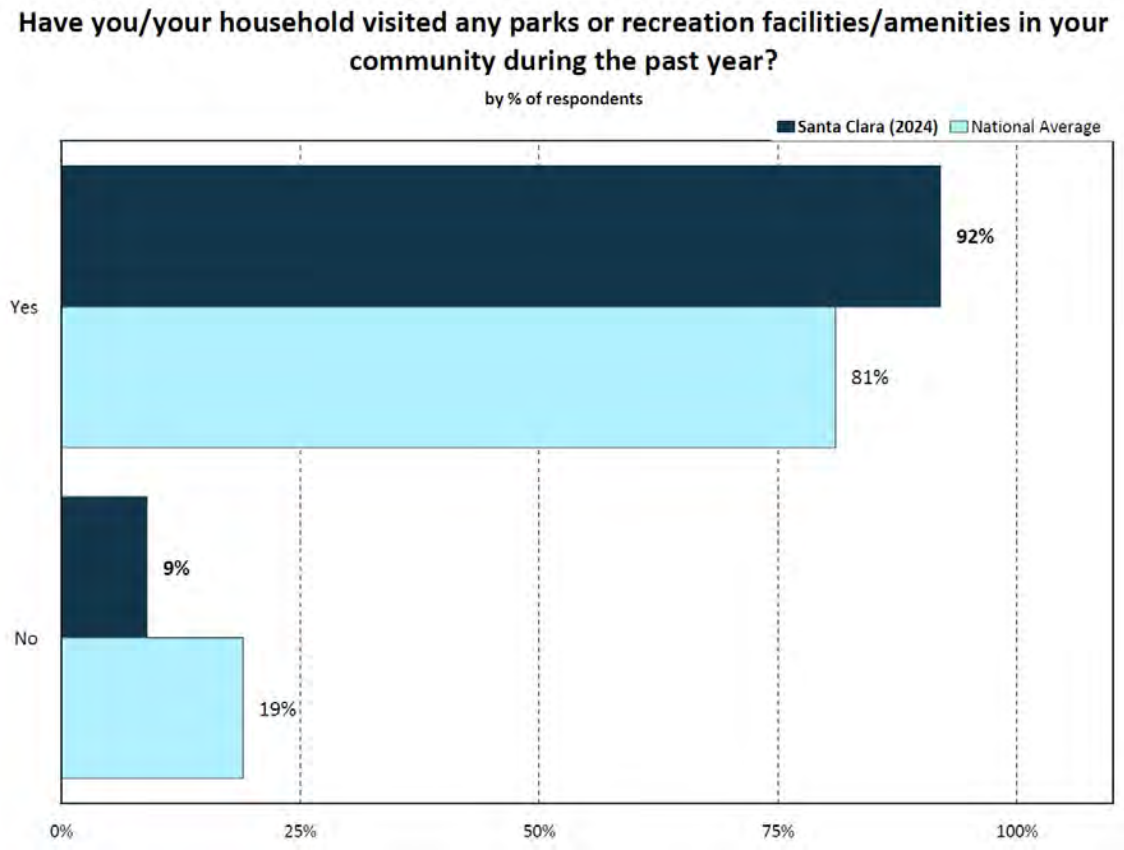

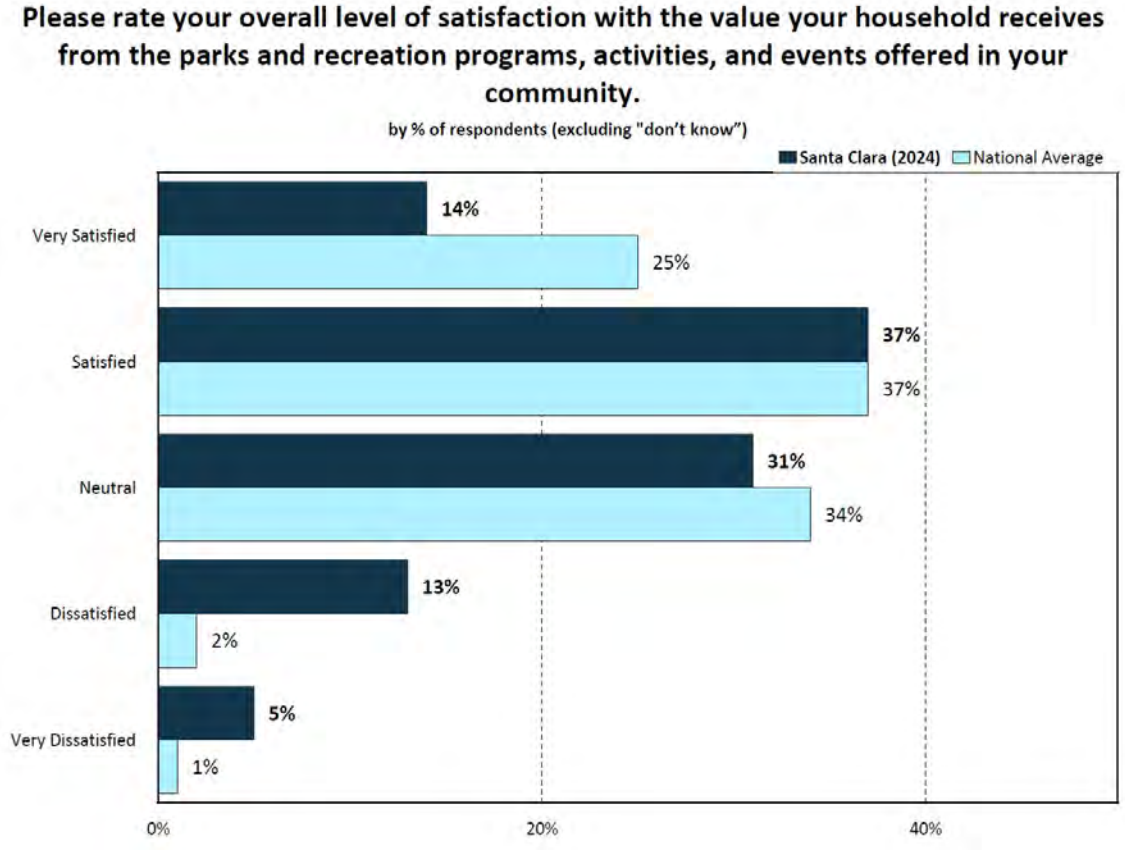

TOP PRIORITIES FOR FACILITIES/ AMENITIES

Multi-use trails and swimming pool scored both high levels of unmet need and level of importance.

Open space & conservation areas scored lower on levels of unmet need, but high on importance.

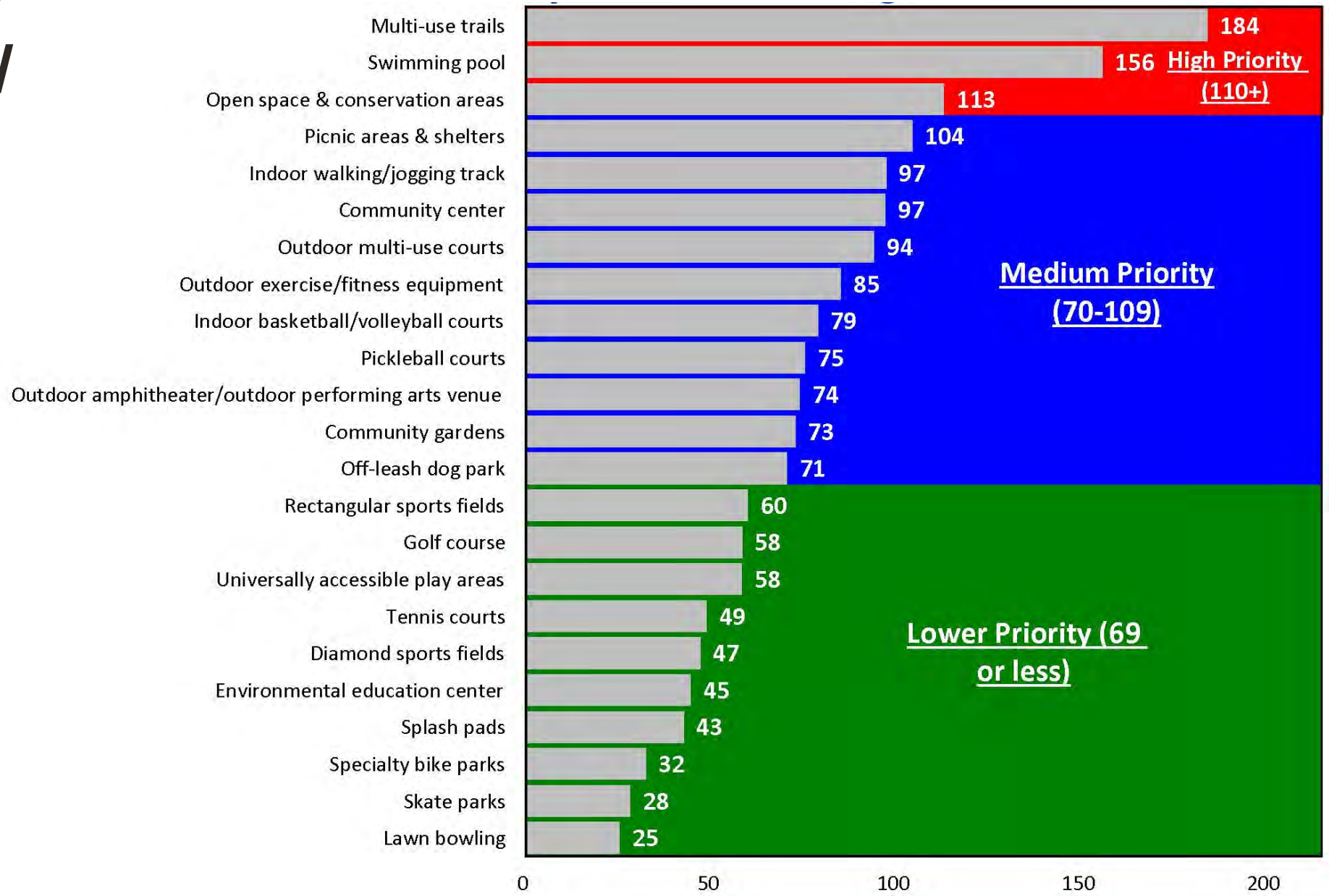

TOP PRIORITIES FOR PROGRAMS/ ACTIVITIES

All 5 program/activities deemed High Priority were in the top five on both the unmet needs ranking and importance ranking.

Fitness & wellness programs scored the highest level of unmet need and level of importance with a “perfect” score of 200—the maximum unmet need and importance.

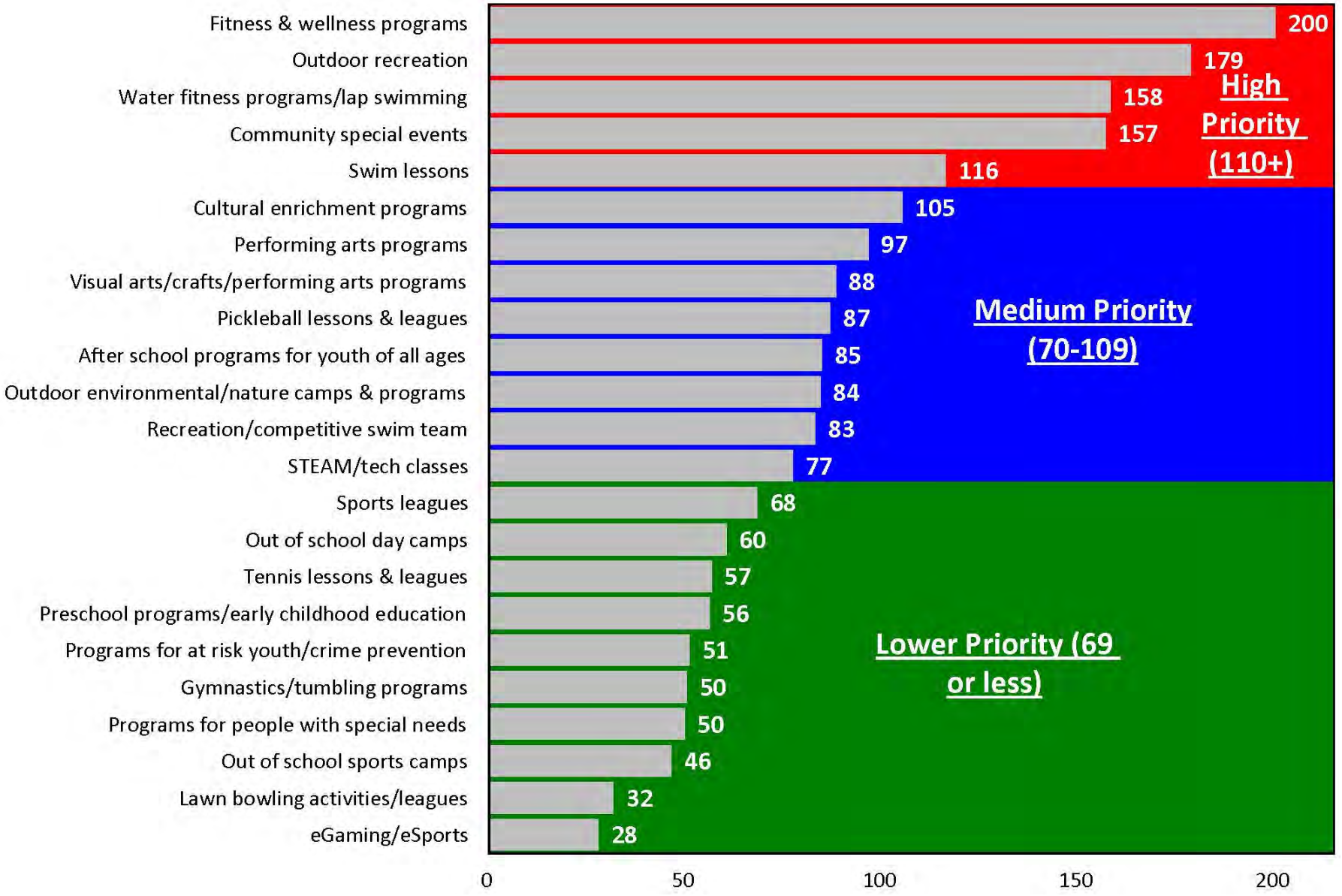

SURVEY & POP-UP COMPARISON: AMENITIES

We did not ask about exactly the same items in the survey and the pop-ups, but there is overlap in the feedback from both.

STATISTICALLY-VALID SURVEY

1. Multi-use Trails
2. Swimming Pool
3. Open Space and Conservation Areas
4. Picnic Areas and Shelters
5. Indoor Walking/Jogging Track
6. Community Center
7. Outdoor Multi-use Courts
8. Outdoor Exercise/Fitness Equipment
9. Indoor Basketball/Volleyball Courts
10. Pickleball Courts
11. Outdoor Amphitheater/Outdoor Performing Arts Venue
12. Community Gardens
13. Off-leash Dog Park
14. Rectangular Sports Fields
15. Golf Course
16. Universally Accessible Play Areas
17. Tennis Courts
18. Diamond Sports Fields
19. Environmental Education Center
20. Splash Pads
21. Specialty Bike Parks
22. Skate Parks
23. Lawn Bowling

POP-UPS

1. Trees and Shade
2. Aquatic Facilities
3. A Connected Trail System
4. Play Areas
5. Splash Pads
6. Habitat Restoration
7. Multi-purpose Lawn
8. Youth Activities
9. Community Events
10. Sport Courts
11. Gym/Recreation Center
12. Dog Parks
13. Performance Areas/Theaters
14. Outdoor Exercise Areas
15. Seating
16. Park Safety & Comfort
17. Senior Activities
18. Picnic & Barbecue Areas
19. Community Gardens
20. Sport Fields
21. Bike Facilities
22. Accessibility for All
23. Nature/Outdoor Education
24. Yoga and Meditation Areas

SURVEY & POP-UP COMPARISON: PROGRAMS

We did not ask about exactly the same items in the survey and the pop-ups, but there is overlap in the feedback from both.

STATISTICALLY-VALID SURVEY

1. Fitness and Wellness Programs
2. Outdoor Recreation
3. Water Fitness Programs/Lap Swimming
4. Community Special Events
5. Swim Lessons
6. Cultural Enrichment Programs
7. Performing Arts Programs
8. Visual Arts/Crafts/Performing Arts Programs
9. Pickleball Lessons and Leagues
10. After School Programs for Youth of All Ages
11. Outdoor Environmental/Nature Camps and Programs
12. Recreation/Competitive Swim Team
13. STEAM/Tech Classes
14. Sports Leagues
15. Out of School Day Camps
16. Tennis Lesson and Leagues
17. Preschool Programs/Early Childhood Education
18. Programs for At Risk Youth/Crime Prevention
19. Gymnastics/Tumbling Programs
20. Programs for People with Special Needs
21. Out of School Sports Camps
22. Lawn Bowling Activities/Leagues
23. eGaming/eSports

POP-UPS

1. Trees and Shade
2. Aquatic Facilities
3. A Connected Trail System
4. Play Areas
5. Splash Pads
6. Habitat Restoration
7. Multi-purpose Lawn
8. Youth Activities
9. Community Events
10. Sport Courts
11. Gym/Recreation Center
12. Dog Parks
13. Performance Areas/Theaters
14. Outdoor Exercise Areas
15. Seating
16. Park Safety & Comfort
17. Senior Activities
18. Picnic & Barbecue Areas
19. Community Gardens
20. Sport Fields
21. Bike Facilities
22. Accessibility for All
23. Nature/Outdoor Education
24. Yoga and Meditation Areas

05

KEY FINDINGS & GUIDING THEMES

GUIDING THEMES

TRAILS

A **connected trail system** is a key priority for community members—in both the pop ups and survey.

COMMUNITY EVENTS

New and expanded community events would be welcomed in the community and could highlight Santa Clara's park spaces and unique character.

FUNDING & MAINTENANCE

Funding for parks, programming, and maintenance is a big issue. It is difficult to maintain parks and facilities to the desired standard, and provide adequate staffing, with the current funding.

AQUATICS

Aquatic facilities and water fitness/swimming lessons and programs are high priority for community members. Limited and **outdated facilities are causing a strain** on aquatic programming and community swimming.

GUIDING THEMES

SPACES & ACTIVITIES FOR ALL

Prioritizing inclusivity and accessibility for all ages and abilities was stated as a key priority.

OPEN SPACE & CONSERVATION AREAS

Green spaces, native plants, and resiliency are important to the community. Parks and open spaces can provide recreation opportunities and well as conservation opportunities.

SPORTS FACILITIES

There is demand for **new and additional sports facilities**, like pickleball, volleyball, and bocce courts. Multiuse fields are also needed. Soccer, softball, baseball, and flag football requires practice and game space, especially as community sports programs continue to grow.

COMFORT AMENITIES

Comfort amenities in parks are important. **More and better-maintained restrooms, trees and shade, and picnic areas and seating** are desired by the community and improve accessibility.

GUIDING THEMES

FITNESS & WELLNESS PROGRAMS

The community ranked **fitness & wellness programs** as the most important program/activity, as well as reporting that there it is the program/activity with the highest level of unmet need in the survey. This is a **clear priority** for the community.

INDOOR RECREATION FACILITIES

An indoor track, a community center, and indoor basketball and volleyball courts all ranked relatively high on the survey. **An indoor gymnasium** facility could address this demand.

06

WORKSHOP

WORKSHOP

- June 26, 2025
- **~20 people** in attendance
- Small groups discussion and open house formats
- No specific feedback received about aquatics or future parks

Key Takeaways – Overall

- **Restroom upgrades**, **pickleball courts**, **Senior Center** improvements and **extended hours**, **sports fields and courts**, **walking trails**, and **comfort amenities** were the **most frequently mentioned** topics in all workshop responses
- There is openness to interagency collaboration, especially with schools, to **expand community use and programming**

SMALL GROUP ACTIVITY

Idea Exchange – *Pairs*

- Divide into pairs/trios and take turns answering the four provided prompts
- As each person shares, the other group member(s) will record their response on the provided cards.

Table Discussion – *Small groups*

- Discuss the answers written on the cards and work together to identify common ideas and themes.
- Once you're done, bring all the cards up to the open house boards and place them on the corresponding poster.



OPEN HOUSE

In the open house gallery, boards highlighted key ideas for Santa Clara's future and invited attendees to leave feedback.

- **Goals** – Big-picture priorities to guide improvements
- **Park Improvements** – Common upgrades needed at existing parks
- **Future Parks** – Planned parks, gaps in access, and ideas for new parks
- **Outdoor Amenities** – What outdoor features are most needed
- **Indoor Recreation** – Upgrades and potential new centers/gyms
- **Aquatics** – Vision for better aquatic facilities and a new center

DISCUSSION QUESTIONS

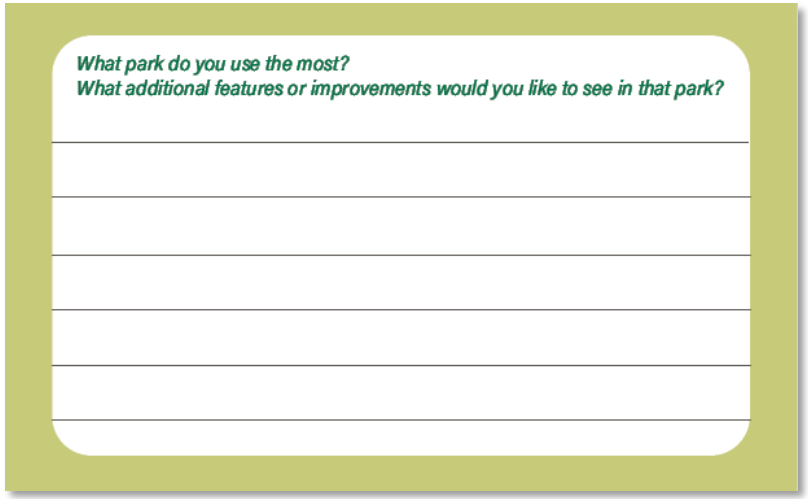

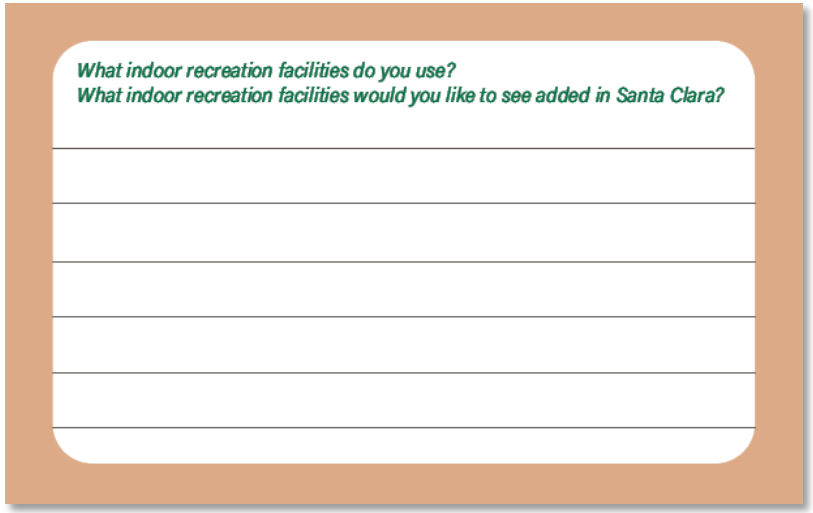

Key Takeaways

- **Central Park** was, by far, reported as the most used
  - **Henry Schmidt Park**, **Steve Carli Park**, and **Live Oak Park** were also mentioned multiple times

- The **Senior Center** was the only indoor facility that workshop participants reported using

DISCUSSION QUESTIONS

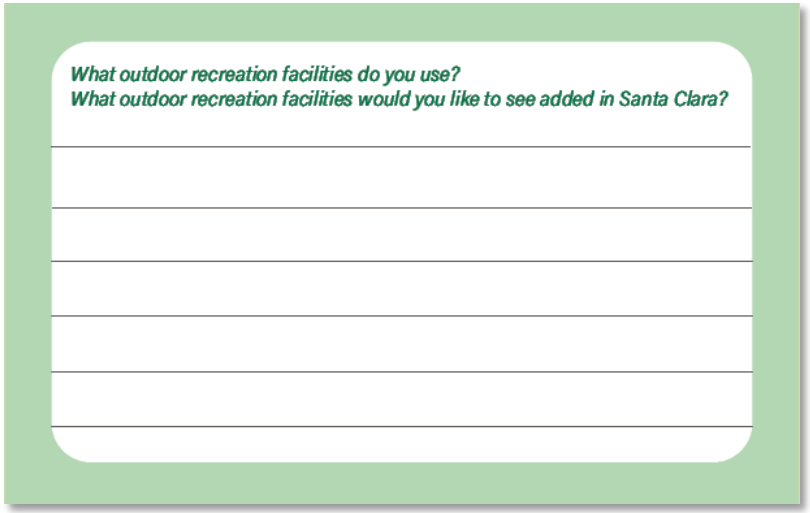

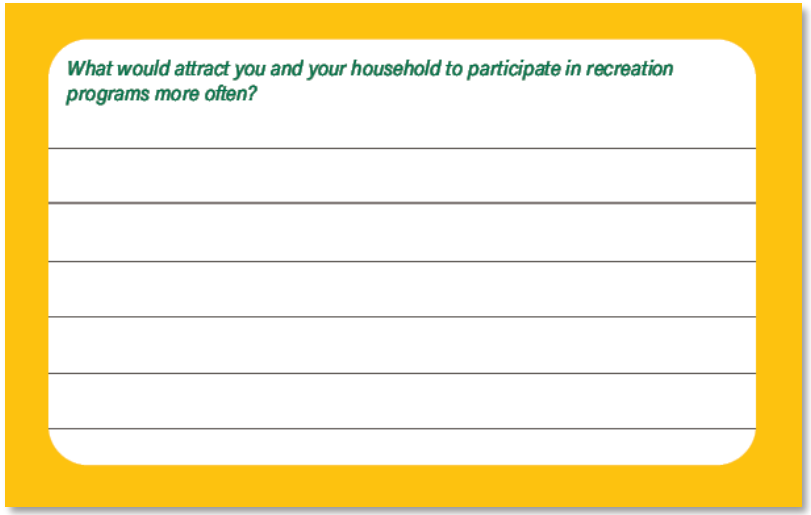

Key Takeaways

- **Lawn bowling**, **trails**, **tennis courts**, and **pickleball courts** were reported as the **most frequented outdoor recreation** facilities

- Workshop participants reported that the following changes would attract them to **engage in recreation programs more often**:
  - **Longer hours**
  - Easier **reservation system**
  - Better **promotion** of programs
  - More **walking trails**
  - Multigenerational **programs** (e.g. music in the park, all-family games, arts and crafts fair)
  - Improved/increased **senior programs** (e.g. field trips)
  - More accessible and plentiful **parking**
  - Specific **amenities** (pickleball and mahjong were noted)

PLAN GOALS

Place a dot next to the goals you think are most important.

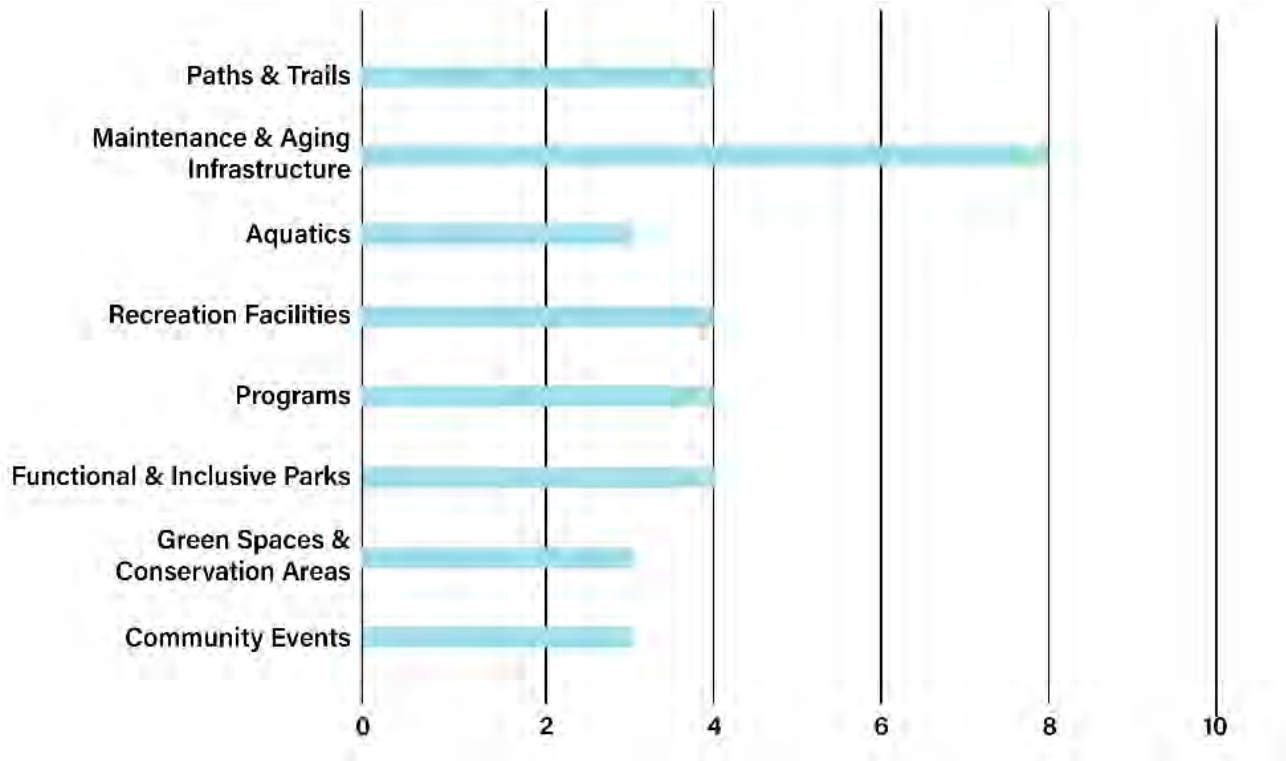

PARK IMPROVEMENTS

Key Takeaways

- More **restrooms**
- **Repair pavement** on walking trails
- Additional amenities needed, specifically **diamond fields** and **pickleball courts**
- More **plantings** and **gardens**
- **Additional lighting** in parks
- Improve **parking accessibility**

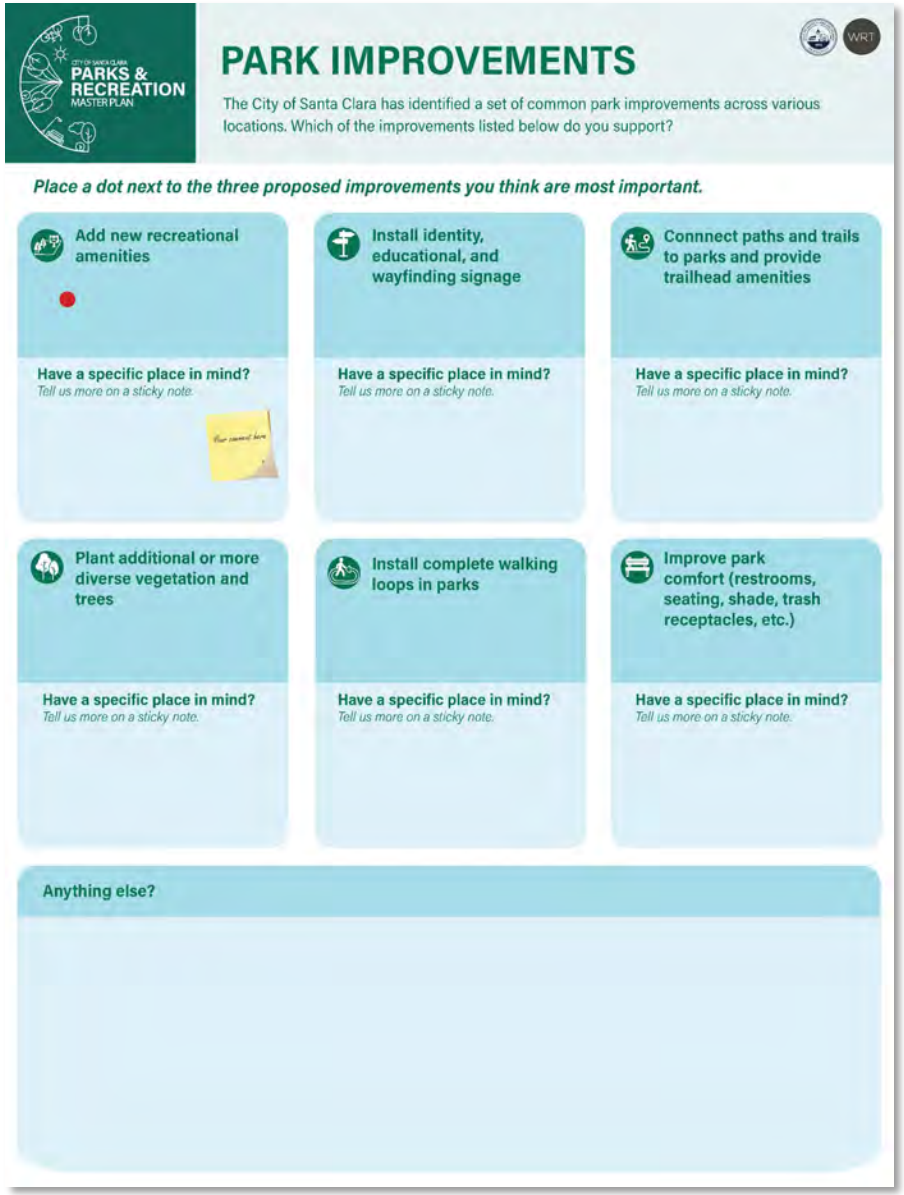

PARK IMPROVEMENTS

Place a dot next to the three proposed improvements you think are most important.

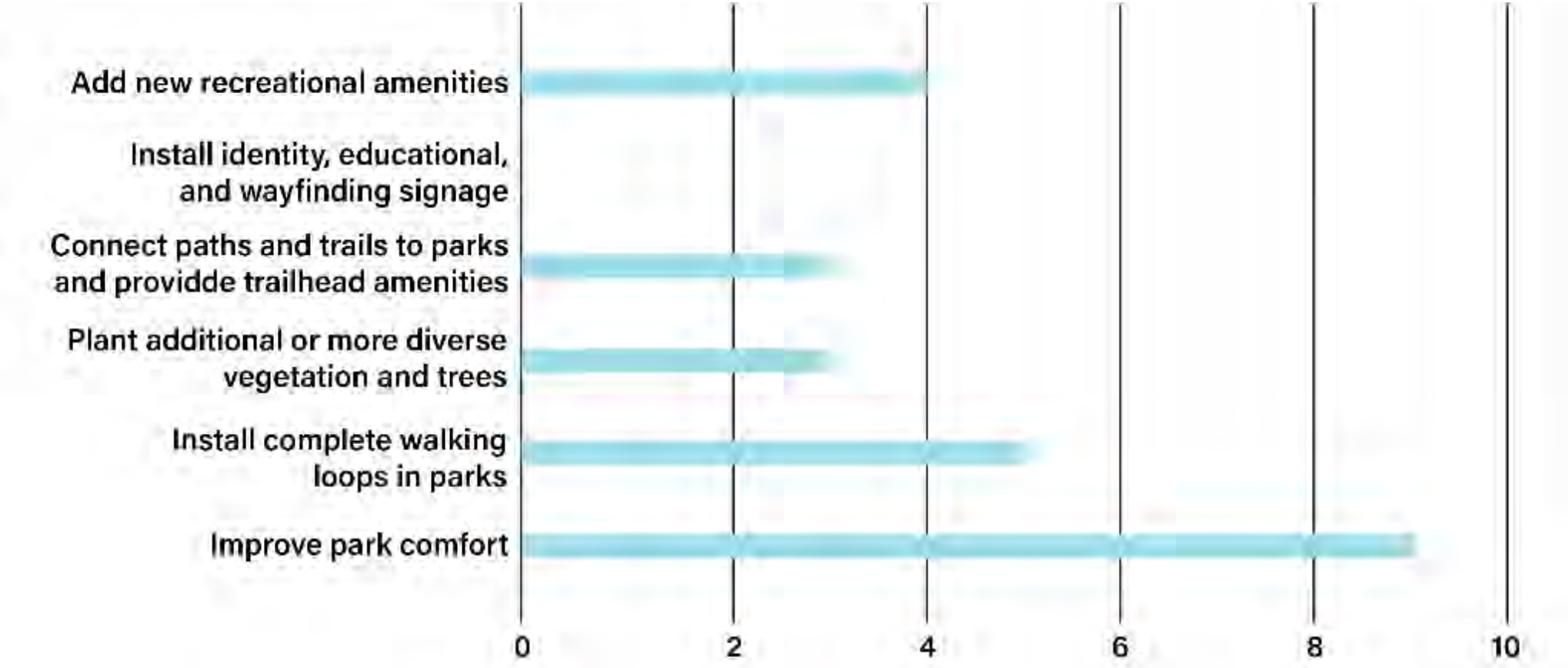

OUTDOOR RECREATION

Key Takeaways

- Need more **diamond fields**
- **Pickleball courts** are desired
- Strong support for the **ISC to reopen**
- **Passive recreation features**, like game tables and relaxation spaces, are desired
- Update and/or relocated the **BMX track**

OUTDOOR RECREATION

Place a dot next to the amenities you would like to see more of.

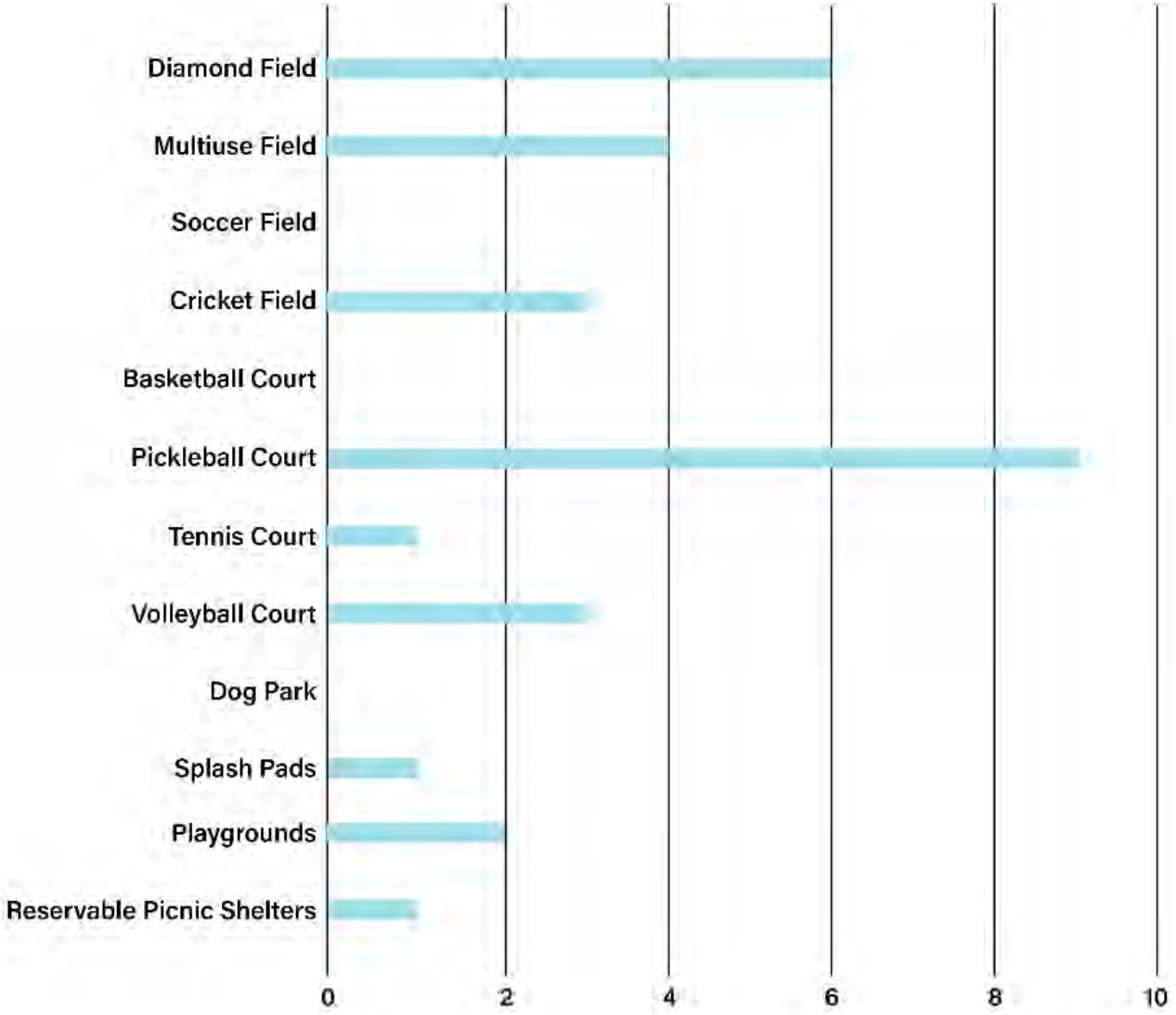

INDOOR RECREATION

Key Takeaways

- **Update systems** (mechanical, electrical, etc.)
- A **sports complex** or **indoor gymnasium** is desired, and could be rented out to generate revenue
- Desire for **community rooms** and space for parties, meetings, etc.
- **Indoor pickleball courts** are desired

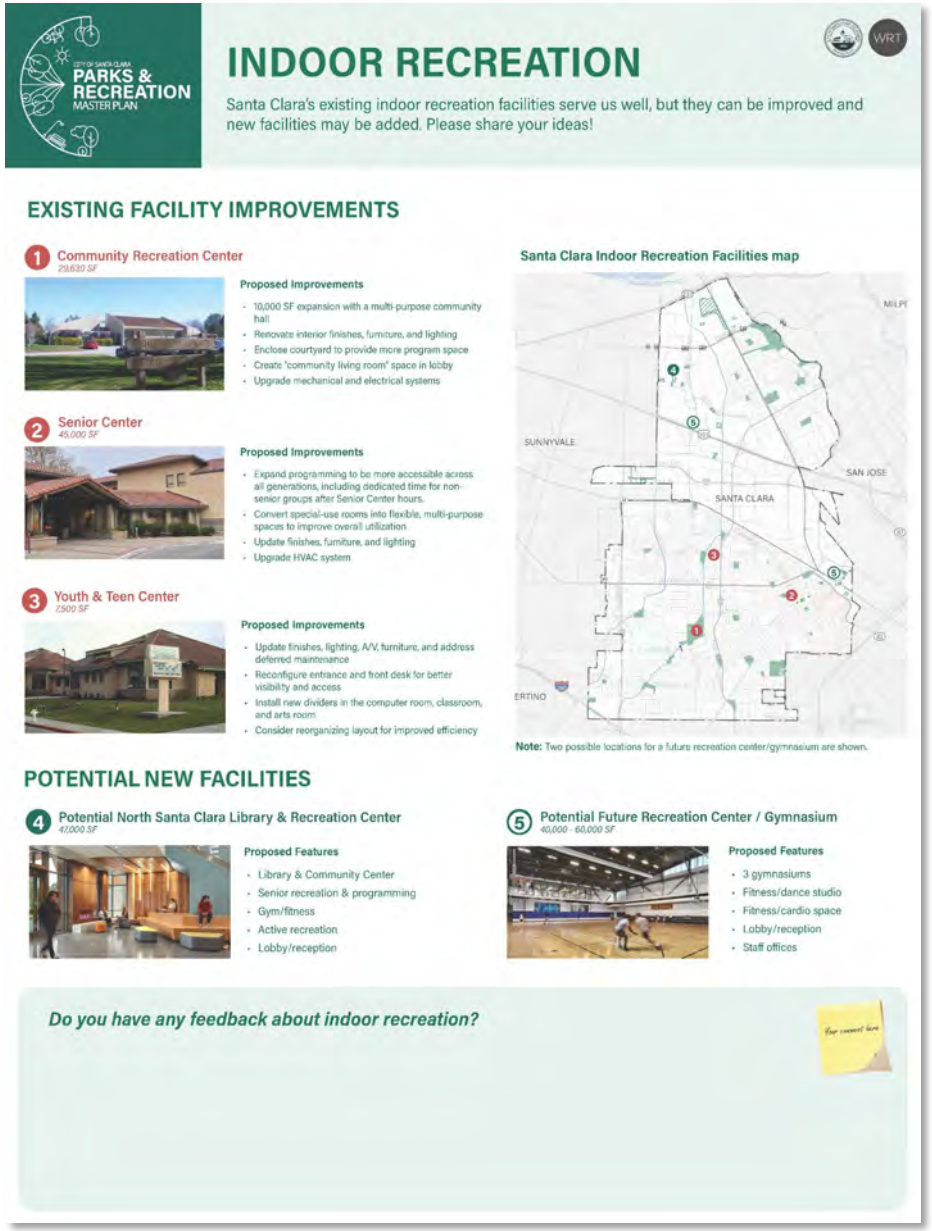

07

ONLINE SURVEY 2

DEMOGRAPHICS

What is your zip code?

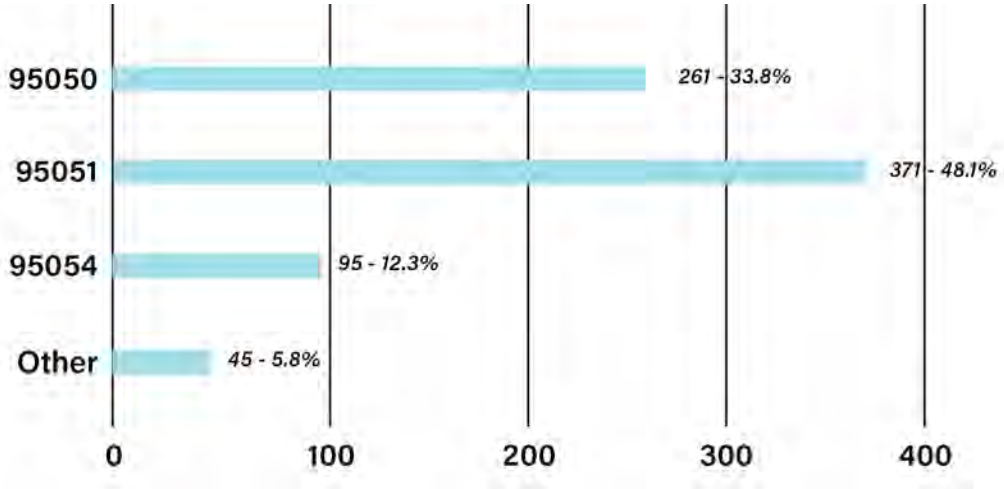

803

RESPONSES!

What age group are you in?

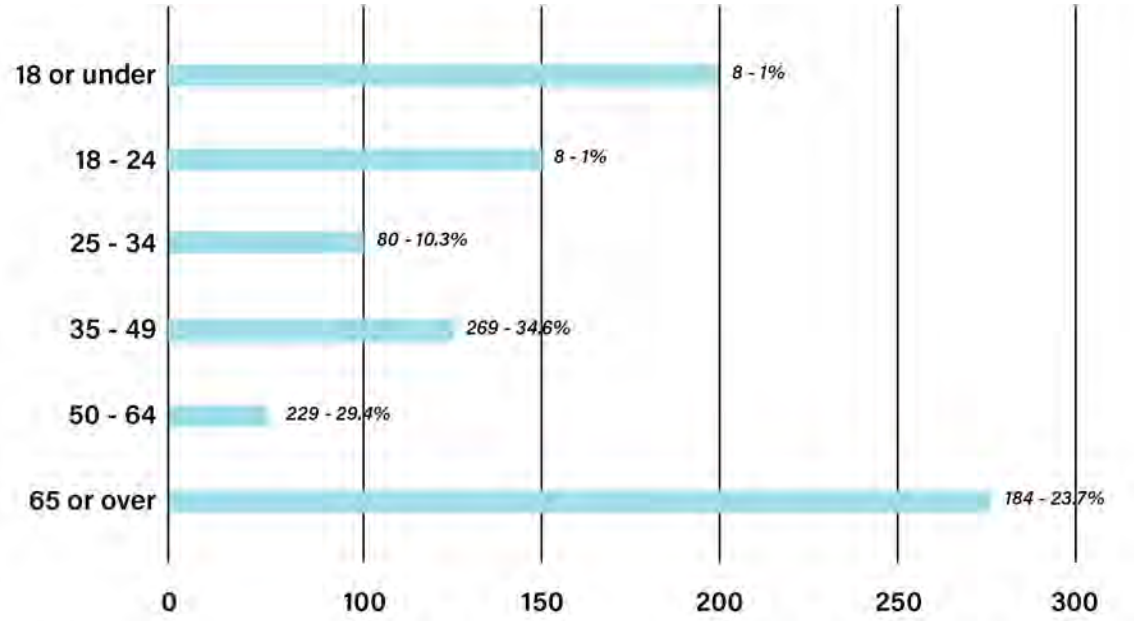

PROPOSED GOALS

Which goals are most important to you? Arrange the goals to indicate their importance level, from highest to lowest.

Respondents ranked the goals in the following order:

1. Create **walking paths and trails** to support robust connectivity to parks.
2. Provide resources and implement strategies to address **maintenance needs and aging infrastructure**.
3. Provide functional **parkland and recreational amenities** that are inclusive, safe, and accessible for all ages/abilities.
4. Prioritize **green spaces**, including **sustainable practices** and resources to protect the environment and natural habitats.
5. Design and implement **recreation programs** that contribute to the well-being and quality of life within the community.
6. Develop **aquatics facilities** to support community demand for recreational and competitive programs.
7. Develop **indoor recreation facilities** that meet current and future community recreation needs.
8. Offer and expand **community events** that highlight Santa Clara's unique character and culture.

PROPOSED IMPROVEMENTS

Consider the proposed improvements and arrange them by importance, from highest to lowest.

Respondents ranked the improvements in the following order:

1. **Repurpose underused areas** for recreational amenities.
2. Enhance and modernize **restrooms**.
3. Provide **additional seating, trash receptacles, and shade**.
4. Install **complete walking loops** in parks.
5. Connect **paths and trails** to parks.
6. Plant **additional or more diverse vegetation**, trees, and plants.
7. Upgrade vehicular and bicycle **parking**.
8. Provide **screening from major streets** or noise-producing uses.
9. Install informational, educational, and wayfinding **signage**.

PRIORITY PARK IMPROVEMENTS

What outdoor recreation amenities would you like to see added in Santa Clara?

- **Sports Facilities** (~428)
  - Requests include basketball courts, tennis and pickleball courts, and open grass fields.
- **Playgrounds and Kid-Friendly Spaces** (~397)
  - Multiple mentions of modernized, inclusive, or nature-based playgrounds.
- **Trails and Walking Paths** (~191)
  - Many participants asked for walking paths, loop trails, trail connections, or places to walk safely.
- **Water Features** (~165)
  - A consistent theme includes splash pads, water play areas, or interactive fountains, especially for children.
- **Picnic & Gathering Areas** (~161)
  - Residents want picnic tables, shaded seating, and BBQ areas.
- **Nature and Quiet Spaces** (~134)
  - A few comments focus on nature preserves, quiet gardens, or butterfly/pollinator zones.
- **Dog Parks** (~86)
  - Several residents want more dog parks or expanded off-leash areas.

PRIORITY PARK IMPROVEMENTS

What indoor recreation facilities would you like to see added in Santa Clara?

- **Indoor Sports Facilities** (~80)
  - Indoor courts for activities such as:
    - Sports leagues
    - After-school programs
    - Summer camps
    - Enrichment classes
- **Aquatics Facilities** (~60)
  - Indoor swimming pools for:
    - Lap swimming
    - Water aerobics
    - Family swim
    - Swim lessons
- **Fitness and Wellness Spaces** (~45)
  - Spaces for fitness, group exercise, and mental wellness:
    - Gyms or fitness studios
    - Yoga/meditation rooms
    - Weight training and cardio rooms
- **Youth and Teen Spaces** (~30)
  - Dedicated indoor spaces for children and teens:
    - Recreation centers
    - Teen lounges
    - Game rooms (ping pong, foosball, etc.)
- **Multipurpose and Community Rooms** (~25)
  - Flexible indoor spaces for:
    - Classes and events
    - Meetings and rentals
    - Cultural programs
- **Inclusive and Accessible Amenities** (~15)
    - ADA-accessible
    - Senior-friendly
    - Culturally inclusive

PRIORITY PARK IMPROVEMENTS

What recreation programs would you and/or your household like to see improved or added?

- **Aquatics Programs** (~55)
  - Very high demand for expanded swimming opportunities:
    - More swim lessons (for kids, adults, and all skill levels)
    - Lap swimming
    - Open swim time
    - Family-oriented swim activities

- **Youth Enrichment & Sports Programs** (~40)
  - Desire for a broader range of activities for kids and teens:
    - Team sports (soccer, basketball, etc.)
    - STEM, arts, music, and dance
    - After-school or weekend enrichment programs

- **Adult and Senior Recreation** (~35)
  - Residents want more adult-specific offerings, especially for seniors:
    - Social gatherings, clubs, and games
    - Health and wellness education
    - Low-impact physical activity

- **Fitness & Wellness Programs** (~30)
  - Requests for programs that promote active lifestyles:
    - Group fitness (Zumba, aerobics, yoga)
    - Adult fitness or personal training
    - Outdoor fitness opportunities

- **Expanded Program Access** (~20)
  - Feedback suggests that current offerings are:
    - Too limited in capacity
    - Not at convenient times
    - Difficult to register for

- **Inclusive and Multigenerational Programming** (~15)
  - Several respondents mentioned the need for:
    - All-ages events and activities
    - Family-based recreation
    - Multilingual or culturally relevant programming

MOST POPULAR PARKS, FACILITIES & AMENITIES

ONLINE SURVEY 2 vs. WORKSHOP RESPONSES

Online Survey 2

- **Central Park**, **Henry Schmidt Park**, and **Mary Gomez Park & Pool** are the most used parks
- The **Community Recreation Center** is the most used indoor facility, followed by the **Senior Center** and then the **Youth and Teen Center**
- **Trails & walking paths**, **playgrounds**, and **Swimming pools** are the most used recreation amenities

Workshop

- **Central Park**, **Henry Schmidt Park**, **Steve Carli Park**, and **Live Oak Park** are the most used parks
- The **Senior Center** is the only facility reported
- **Lawn bowling**, **trails**, **tennis courts**, and **pickleball courts** are the most used recreation amenities

****Multi-use trails**, **swimming pools**, and **open space & conservations areas** were the top three priority amenities/facilities reported in the **statistically-valid survey.**

Appendix H: Statistically-Valid Survey Findings

City of Santa Clara, California 2024 Parks and Recreation Needs Assessment Survey Findings Report

Submitted to the City of Santa Clara, California by:

ETC Institute
725 W. Frontier Lane,
Olathe, KS 66061

January 2025

ETC INSTITUTE

Contents

Section 1: Executive Summary 1

Section 2: Charts and Graphs 9

Section 3: Benchmarks 48

Section 4: Priority Investment Ratings (PIR)..... 57

Section 5: I-S Analysis 65

Section 6: Tabular Data 69

Section 7: Survey Instrument 118

1 Executive Summary

Santa Clara, California
Parks and Recreation Needs Assessment Survey
Executive Summary

Overview

ETC Institute administered a parks and recreation needs assessment survey for the City of Santa Clara, California during the winter of 2024-2025. The purpose of the survey was to help determine parks and recreation priorities for the community.

Methodology

ETC Institute mailed a survey packet to a random sample of households throughout the City of Santa Clara. Each survey packet contained a cover letter, a copy of the survey, and a postage-paid return envelope. Residents who received the survey were given the option of returning the survey by mail or completing it online.

After the surveys were mailed, ETC Institute followed up with residents to encourage participation. To prevent people who were not residents of Santa Clara from participating, everyone who completed the survey online was required to enter their home address prior to submitting their survey. ETC Institute then matched the addresses entered online with the addresses originally selected for the random sample. If the address from a survey completed online did not match one of the addresses selected for the sample, the online survey was not included in the final database for this report.

A total of 342 households completed the survey. The overall results for the sample of 342 residents have a precision of at least +/-5.3% at the 95% level of confidence.

This report contains the following:

- Executive Summary with major findings (Section 1)
- Charts showing the overall results of the survey (Section 2)
- Benchmarks (Section 3)
- Priority Investment Ratings (PIR) (Section 4)
- Importance-Satisfaction Analysis (Section 5)
- Tabular data showing the overall results for all questions on the survey (Section 6)
- A copy of the cover letter and survey instrument (Section 7)

The major findings of the survey are summarized in the following pages.

Facilities/Programs Use

Facilities Use: Ninety-two percent (92%) of respondents indicated that they have visited a facility in the past year. 15% visit the parks/facilities more than 5 times a week, 33% visit the parks/facilities 2-4 times a week, 17% visit once a week, 19% visit 1-3 times a month, and 16% visit less than once a month. 9% rated the physical condition excellent, 55% rated the physical condition good, 28% rated fair, and 7% rated poor. The common reasons that respondents were using the facilities were: walk for exercise (78%), play on a playground (31%), and participate in a program/attend an event league (29%).

Programs Use: Thirty-nine percent (39%) of respondents indicated that they have participated in a program/activity in the past year. 18% rated the programs/activities excellent, 56% rated the programs/activities good, 24% rated fair, and 2% rated poor. The barriers that have prevented them from participating in programs/activities more often are: program times are not convenient (31%), old & outdated facilities (25%), and I don't know what is offered (25%).

Outside Organizations

Respondents selected the organizations they use for programs/activities in the past year. The commonly used organizations were: City of Santa Clara (67%), neighboring cities (41%), and Santa Clara County (34%). The reasons why respondents may have used other organizations for recreation programs/activities were: program times are more convenient (29%), offers programs that I am interested in (29%), and newer facilities (21%).

Communication

The most used resources that respondents used most to keep up with the parks and recreation services are: city activity guide (69%), city website (51%), and banners at parks or city facilities (42%). Based on the sum of top three choices, the commonly used resources were: city activity guide (49%), city website (37%), and email/eBlasts from city (35%).

Benefits, Importance, and Improvements to Parks and Recreation

Agreement: Respondents rated their level of agreement with the statements about some potential benefits of the City's parks and recreation services. The most agreed statements were: makes Santa Clara a more desirable place to live (80%), preserves open space & protects the environment (79%), and improves my (my household's) physical health & fitness (78%). Based on the sum of top 4 choices, the statements/benefits most important to households are: improves my (my household's) mental health & reduces stress (48%), improves my (my household's) physical health & fitness (45%), and makes Santa Clara a more desirable place to live (42%).

Funding for Improvements/Additions: Based on the sum of top 4 choices, the actions (listed in the survey) that respondents are most willing to fund are: general repair & increase maintenance of parks & facilities (42%), develop new trail & bike lane connections (30%), and improve existing aquatic facilities (28%).

Additional Finding

Satisfaction: 14% were very satisfied with the overall value received from parks and recreation services, 37% were satisfied with the overall value received from parks and recreation services, 31% were neutral, 13% were dissatisfied, and 5% were very dissatisfied.

Single/Multi-Day Event Concepts: Based on the sum of top three choices, the single/multi-day event concepts that respondents are most interested in participating are: food events (64%), entertainment (45%), and holiday celebrations (33%).

Recreation Facilities/Amenities Needs and Priorities

Facility Needs: Respondents were asked to identify if their household had a need for 23 recreation facilities and amenities and to rate how well their needs for each were currently being met. Based on this analysis, ETC Institute was able to estimate the number of households in the community that had the greatest "unmet" need for various facilities.

The three facilities with the highest percentage of households that have an unmet need:

1. Multi-use trails
2. Open space & conservation areas
3. Picnic areas & shelters

Facility Importance: In addition to assessing the needs for each facility, ETC Institute also assessed the importance that residents placed on each item. Based on the sum of respondents' top four choices, these were the four facilities that ranked most important to residents:

1. Multi-use trails
2. Swimming pool
3. Open space & conservation areas
4. Picnic areas & shelters

Priorities for Facility Investments: The **Priority Investment Rating (PIR)** was developed by ETC Institute to provide organizations with an objective tool for evaluating the priority that should be placed on recreation and parks investments. The Priority Investment Rating (PIR) equally weighs (1) the importance that residents place on facilities and (2) how many residents have unmet needs for the facilities. [Details regarding the methodology for this analysis are provided in Section 4 of this report.]

Based the Priority Investment Rating (PIR), the following facilities were rated as high priorities for investment:

- Multi-use trails (PIR=184)
- Swimming pool (PIR=156)
- Open space & conservation areas (PIR=113)

The chart on the next page shows the Priority Investment Rating for each of the 23 facilities assessed in the survey.

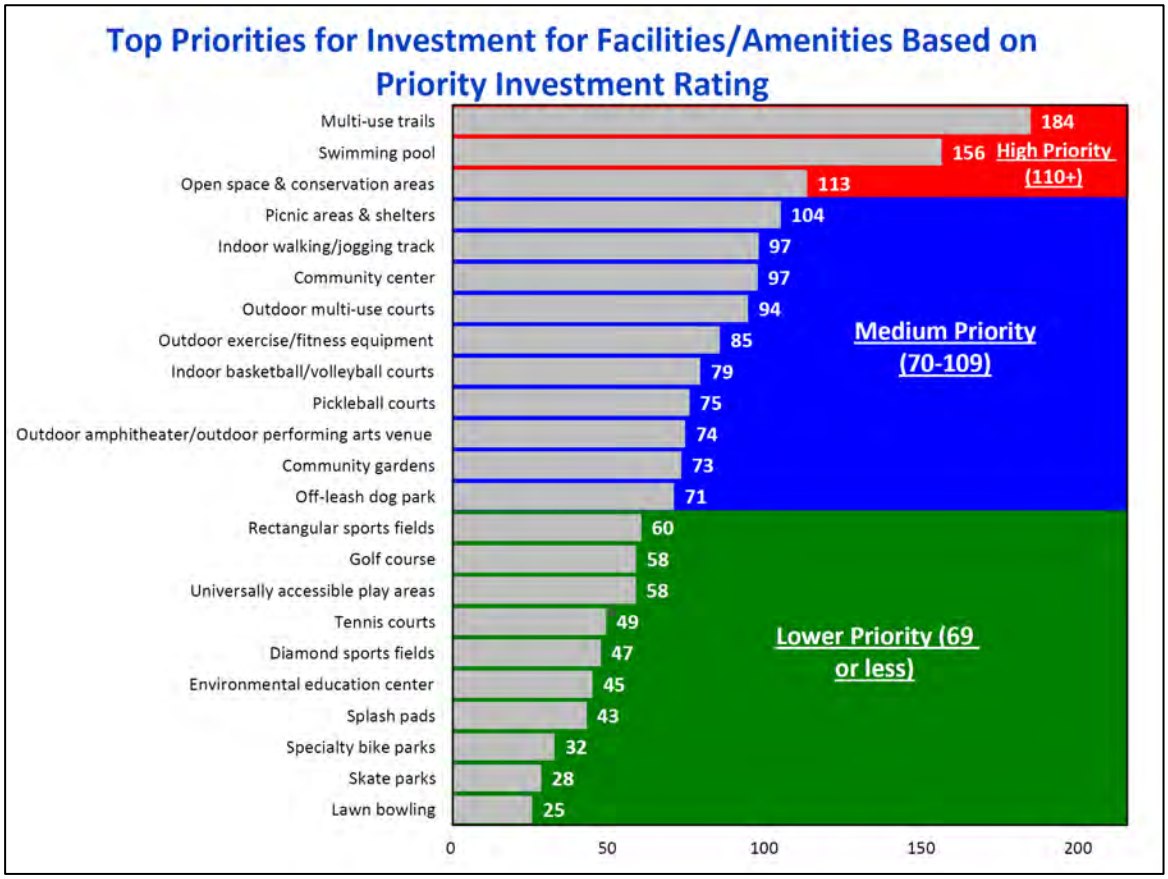

Recreation Programs/Activities Needs and Priorities

Programs Needs: Respondents were asked to identify if their household had a need for 23 recreation programs and to rate how well their needs for each were currently being met. Based on this analysis, ETC Institute was able to estimate the number of households in the community that had the greatest "unmet" need for various facilities.

The three programs with the highest percentage of households that have an unmet need:

1. Fitness & wellness programs
2. Community special events
3. Outdoor recreation

Program Importance: In addition to assessing the needs for each program, ETC Institute also assessed the importance that residents placed on each item. Based on the sum of respondents' top four choices, these were the four facilities that ranked most important to residents:

1. Fitness & wellness programs
2. Outdoor recreation
3. Water fitness programs/lap swimming
4. Community special events

Priorities for Program Investments: The **Priority Investment Rating (PIR)** was developed by ETC Institute to provide organizations with an objective tool for evaluating the priority that should be placed on recreation and parks investments. The Priority Investment Rating (PIR) equally weighs (1) the importance that residents place on facilities and (2) how many residents have unmet needs for the programs. [Details regarding the methodology for this analysis are provided in Section 4 of this report.]

Based the Priority Investment Rating (PIR), the following programs were rated as high priorities for investment:

- Fitness & wellness programs (PIR=200)
- Outdoor recreation (PIR=179)
- Water fitness programs/lap swimming (PIR=158)
- Community special events (PIR=157)
- Swim lessons (PIR=116)

The chart below shows the Priority Investment Rating for each of the 23 programs assessed in the survey.

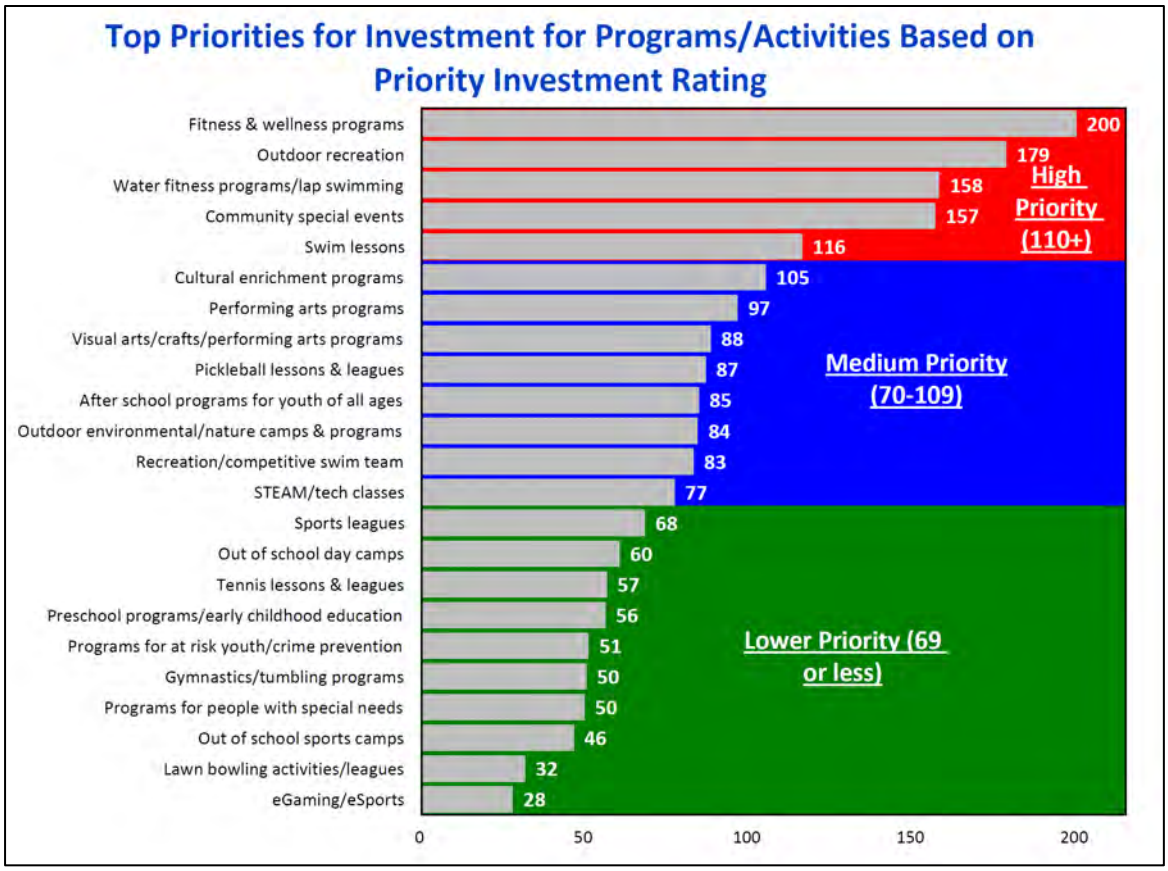
Top Priorities for Investment for Programs/Activities Based on Priority Investment Rating
Fitness & wellness programs
Outdoor recreation
Water fitness programs/lap swimming
Community special events
Swim lessons
Cultural enrichment programs
Performing arts programs
Visual arts/crafts/performing arts programs
Pickleball lessons & leagues
After school programs for youth of all ages
Outdoor environmental/nature camps & programs
Recreation/competitive swim team
STEAM/tech classes
Sports leagues
Out of school day camps
Tennis lessons & leagues
Preschool programs/early childhood education
Programs for at risk youth/crime prevention
Gymnastics/tumbling programs
Programs for people with special needs
Out of school sports camps
Lawn bowling activities/leagues
eGaming/eSports
200
179
158
157
116
105
97
88
87
85
84
83
77
68
60
57
56
51
50
50
46
32
28
High Priority (110+)
Medium Priority (70-109)
Lower Priority (69 or less)
0
50
100
150
200

Investment Priorities

Recommended Priorities. In order to help the City identify investment priorities, ETC Institute conducted an Importance-Satisfaction (I-S) analysis. This analysis examined the importance residents placed on each maintenance item and the level of satisfaction with each maintenance item. By identifying the items of high importance and low satisfaction, the analysis identified which item will have the most impact on overall satisfaction with the maintenance items in the future. If the City wants to improve its overall satisfaction rating, the City should prioritize investments in the items with the highest Importance Satisfaction (I-S) ratings. Details regarding the methodology for the analysis are provided in Section 5 of this report.

Overall Priorities for the Maintenance by Major Category. This analysis reviewed the importance of and satisfaction with the maintenance. Based on the results of this analysis, the items that are recommended as the top priorities in order to raise the parks overall satisfaction rating are listed below:

- Restroom maintenance (I-S=0.1858)
- Path/trail (paved) maintenance (I-S=0.1495)
- Graffiti removal/vandalism repair (I-S=0.1439)
- Trash/litter/waste pickup (I-S=0.1274)

The table below shows the Importance-Satisfaction rating for the eighteen major categories of the maintenance that were rated.

2024 Importance-Satisfaction Rating
Santa Clara, California
Maintenance

Category of Service	Most Important %	Most Important Rank	Satisfaction %	Satisfaction Rank	Importance-Satisfaction Rating	I-S Rating Rank
High Priority (IS .10-.20)						
Restroom maintenance	29%	2	36%	17	0.1858	1
Path/trail (paved) maintenance	34%	1	56%	5	0.1495	2
Graffiti removal/vandalism repair	27%	4	46%	11	0.1439	3
Trash/litter/waste pickup	27%	3	52%	7	0.1274	4
Medium Priority (IS <.10)						
Community/recreation/senior center maintenance	17%	6	48%	10	0.0868	5
Playground safety & maintenance	21%	5	60%	2	0.0850	6
Pool/splash pad/spray ground maintenance	12%	15	32%	18	0.0805	7
Athletic field maintenance	13%	10	45%	13	0.0724	8
Waterways/rivers/streams	13%	11	44%	14	0.0719	9
Natural area/conservation area management	14%	7	51%	8	0.0695	10
Trail (non-paved) maintenance	13%	9	51%	9	0.0663	11
Athletic outdoor court maintenance	12%	13	45%	12	0.0655	12
Urban forest/tree maintenance	13%	12	54%	6	0.0583	13
Pavilion/picnic area maintenance	13%	8	57%	4	0.0580	14
Landscape care (flower beds)	12%	14	57%	3	0.0513	15
Dog park (off leash) maintenance & care	8%	17	40%	15	0.0501	16
Mowing	11%	16	60%	1	0.0442	17
Specialized facility maintenance	2%	18	38%	16	0.0131	18

2 Charts and Graphs

Q1. Including yourself, how many people in your household are...

by percentage of persons in household

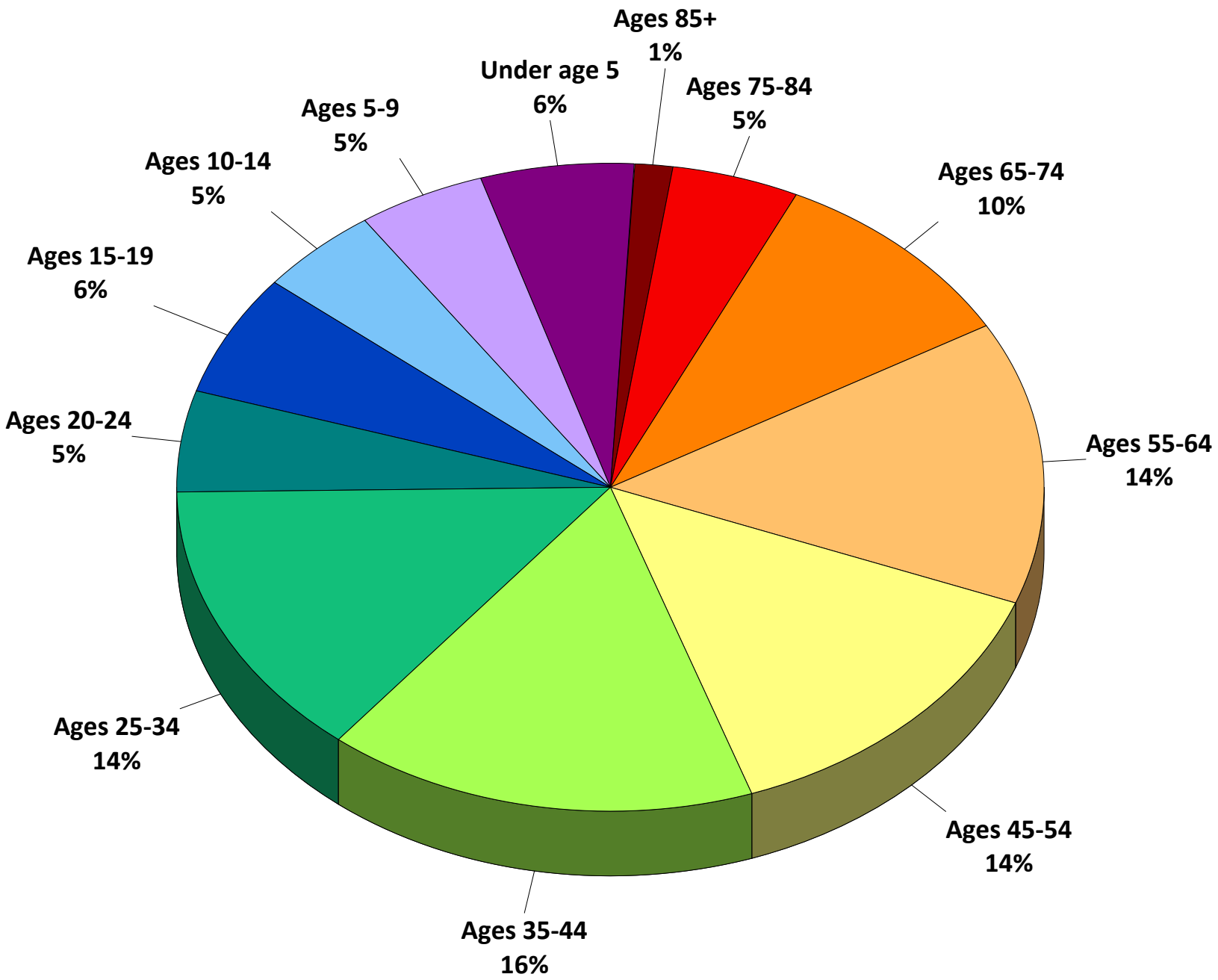

Q2. Have you/your household visited any parks or recreation facilities offered by the City of Santa Clara during the past year?

by percentage of respondents

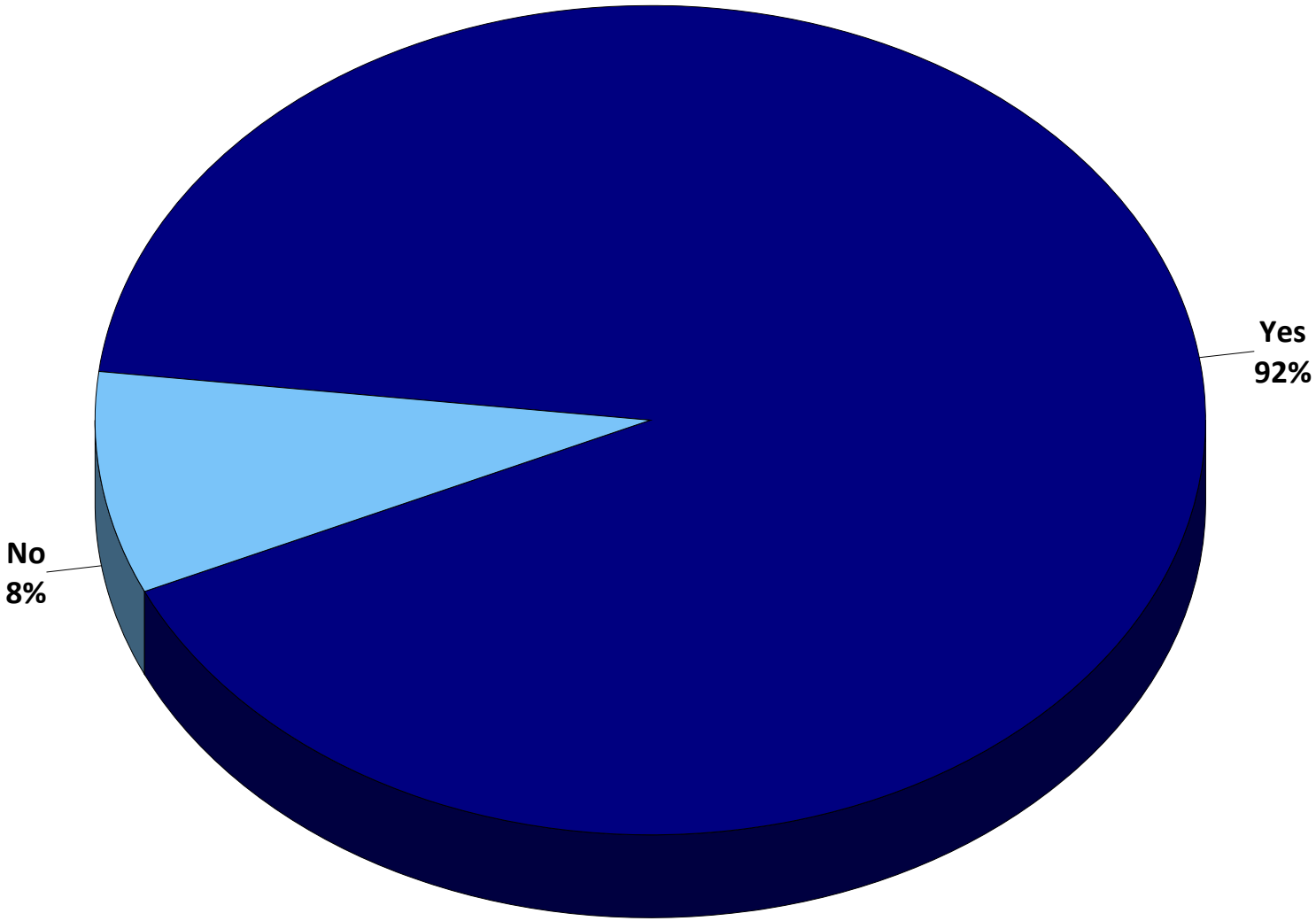

Q2a. How often do you visit Santa Clara parks and/or recreation facilities?

by percentage of respondents who responded "YES" to Q2 (excluding "don't know")

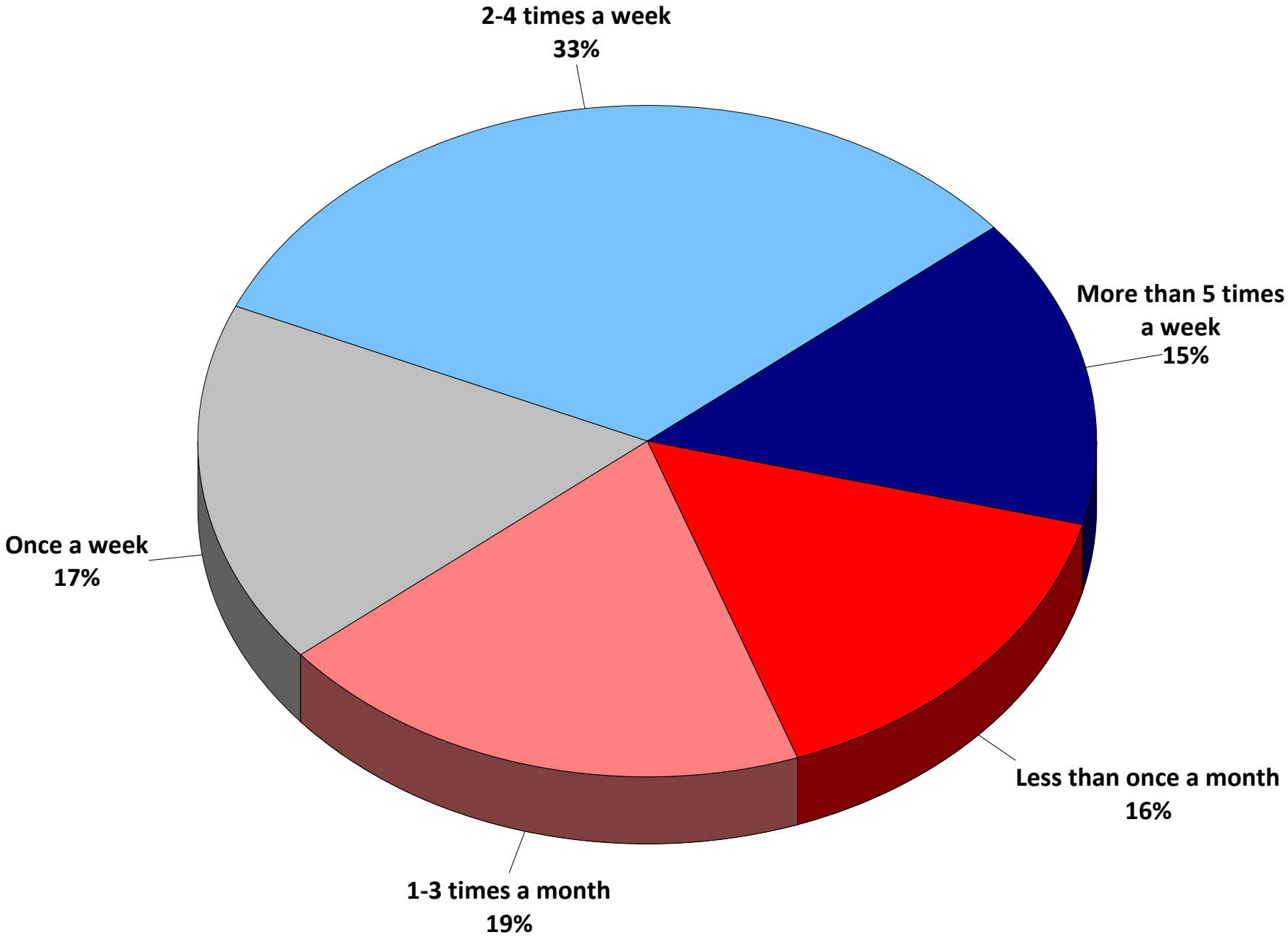

Q2b. Overall, how would you rate the physical condition of all the parks and recreation facilities you have visited?

by percentage of respondents who responded “YES” to Q2 (excluding "not provided”)

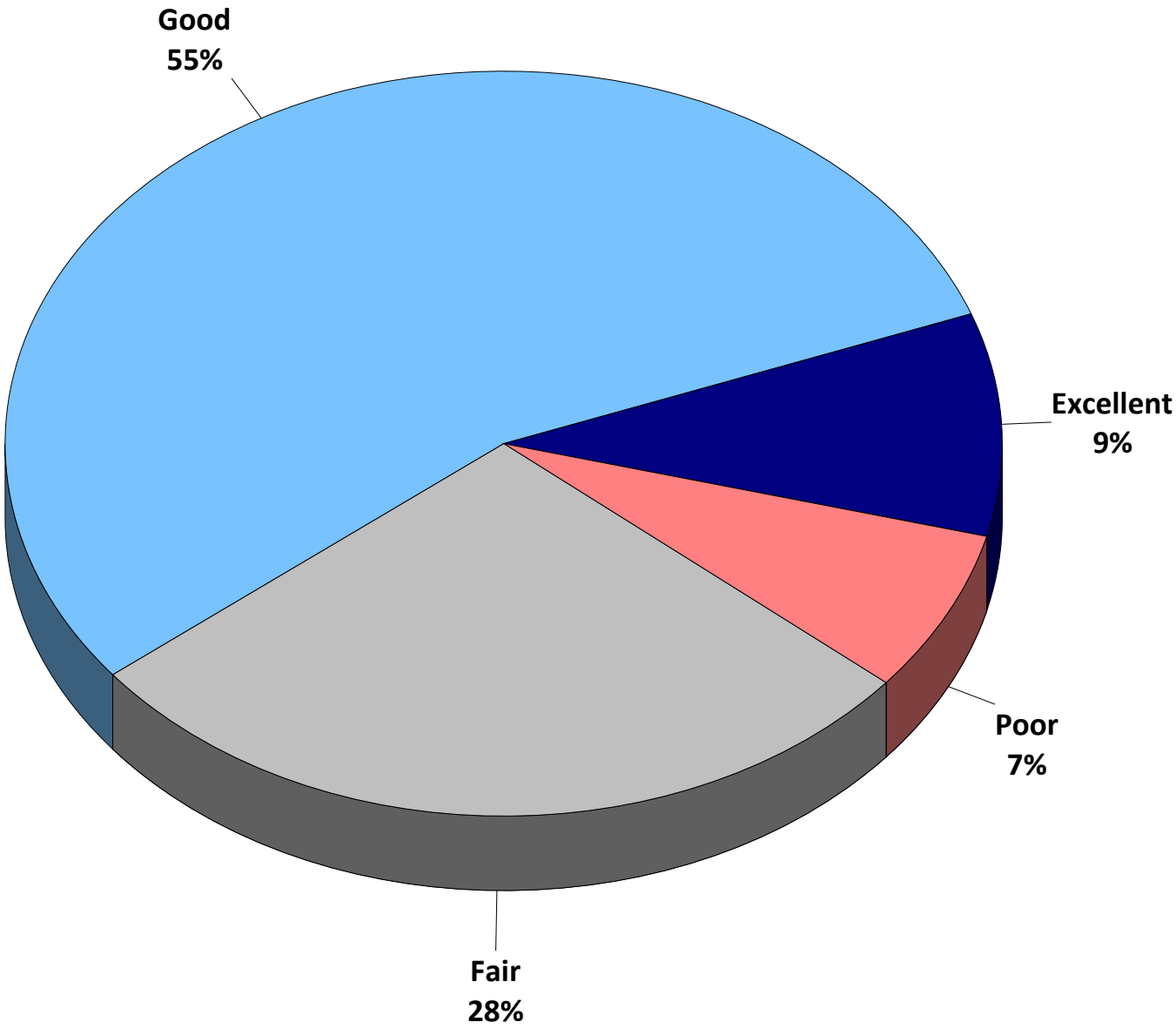

Q2c. Please check all the following reasons that you/your household currently use the parks and recreation facilities.

by percentage of respondents who responded "YES" to Q2 (multiple selections could be made)

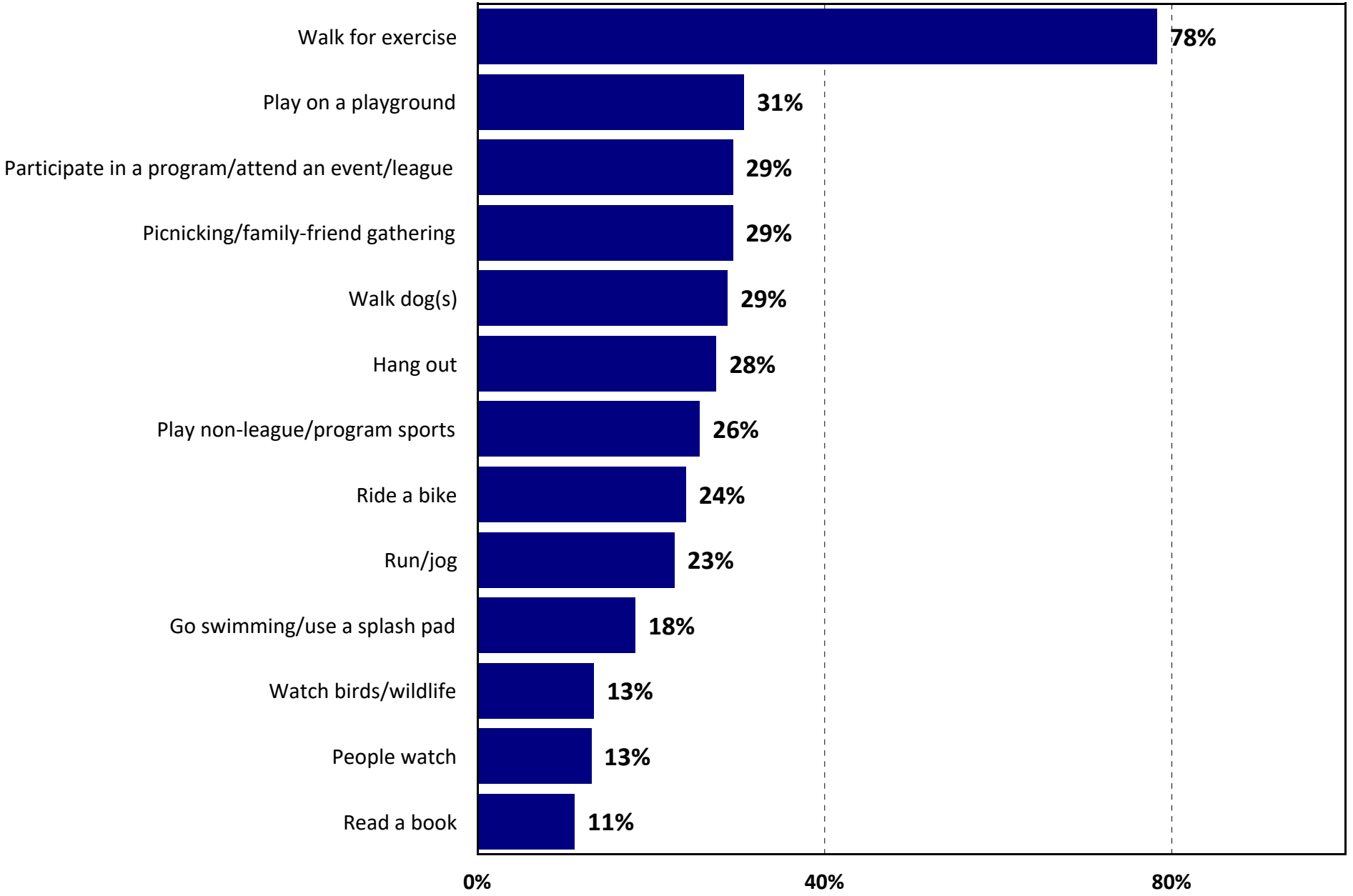

Q3. Has your household participated in any recreation programs/activities during the past year?

by percentage of respondents

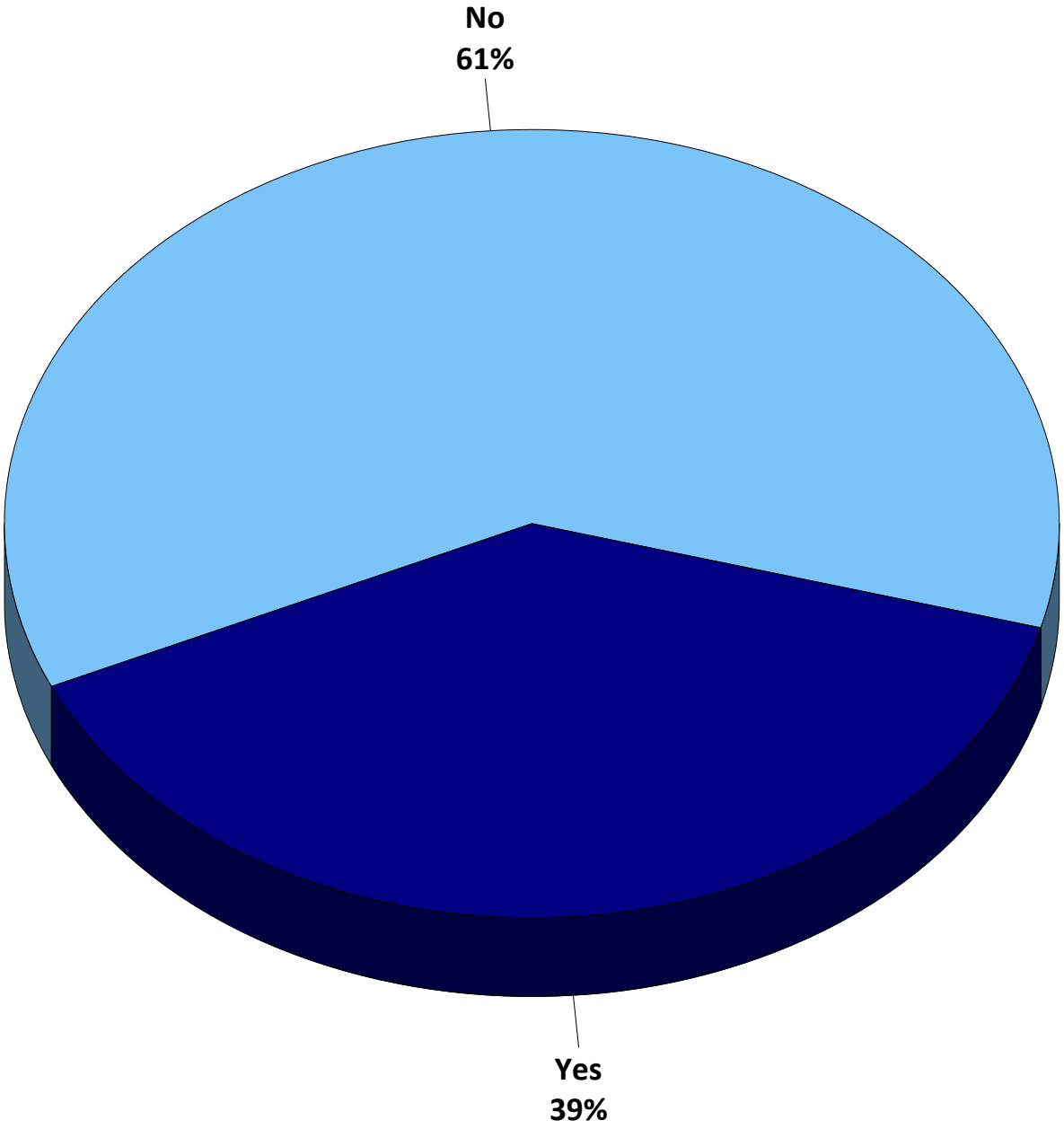

Q3a. How would you rate the overall quality of the City of the recreation programs and/or activities in which your household has participated?

by percentage of respondents who responded “YES” to Q3 (excluding "not provided”)

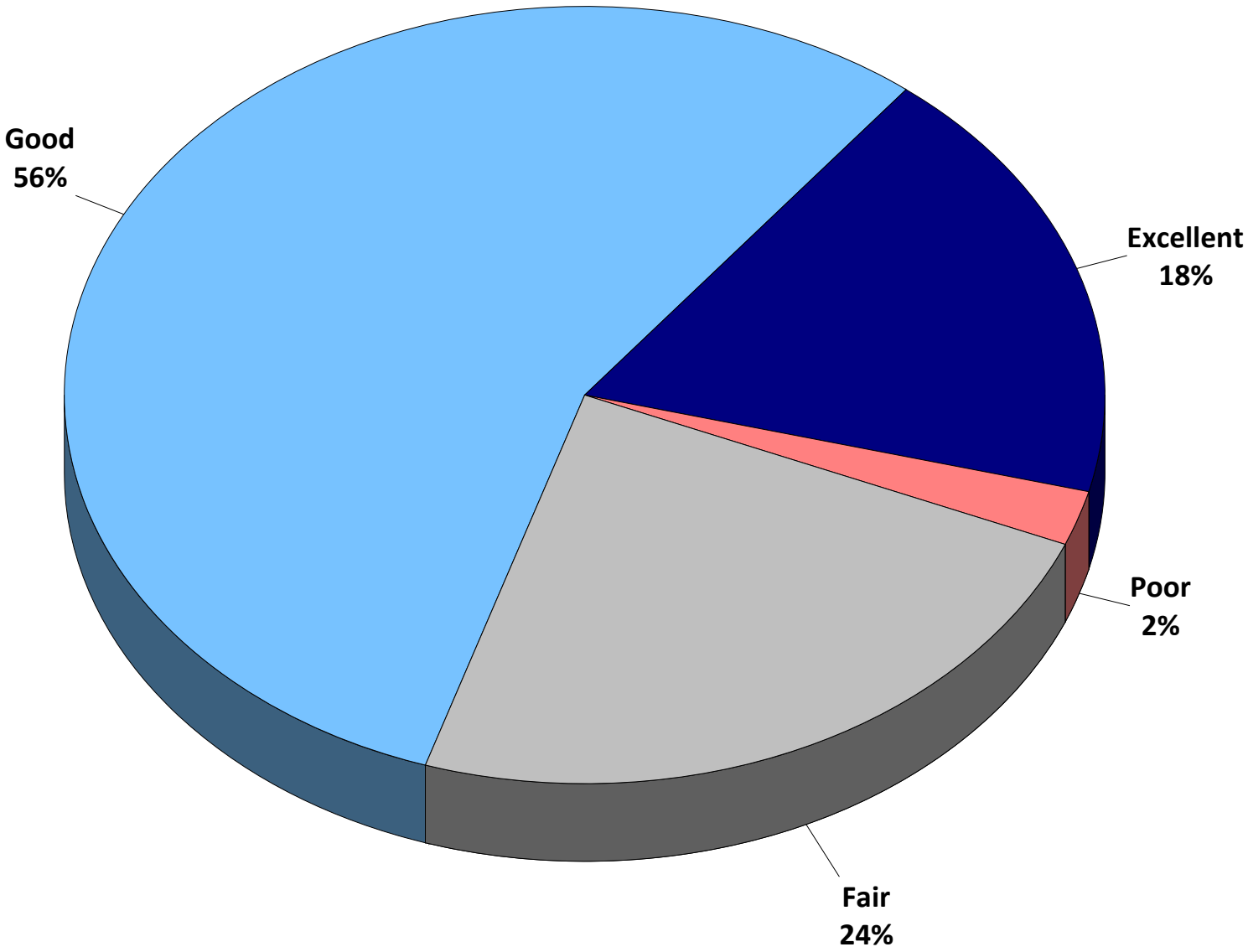

Q4. From the following list, please check all the organizations that you/your household have used for recreation programs/activities during the past year.

by percentage of respondents (multiple selections could be made)

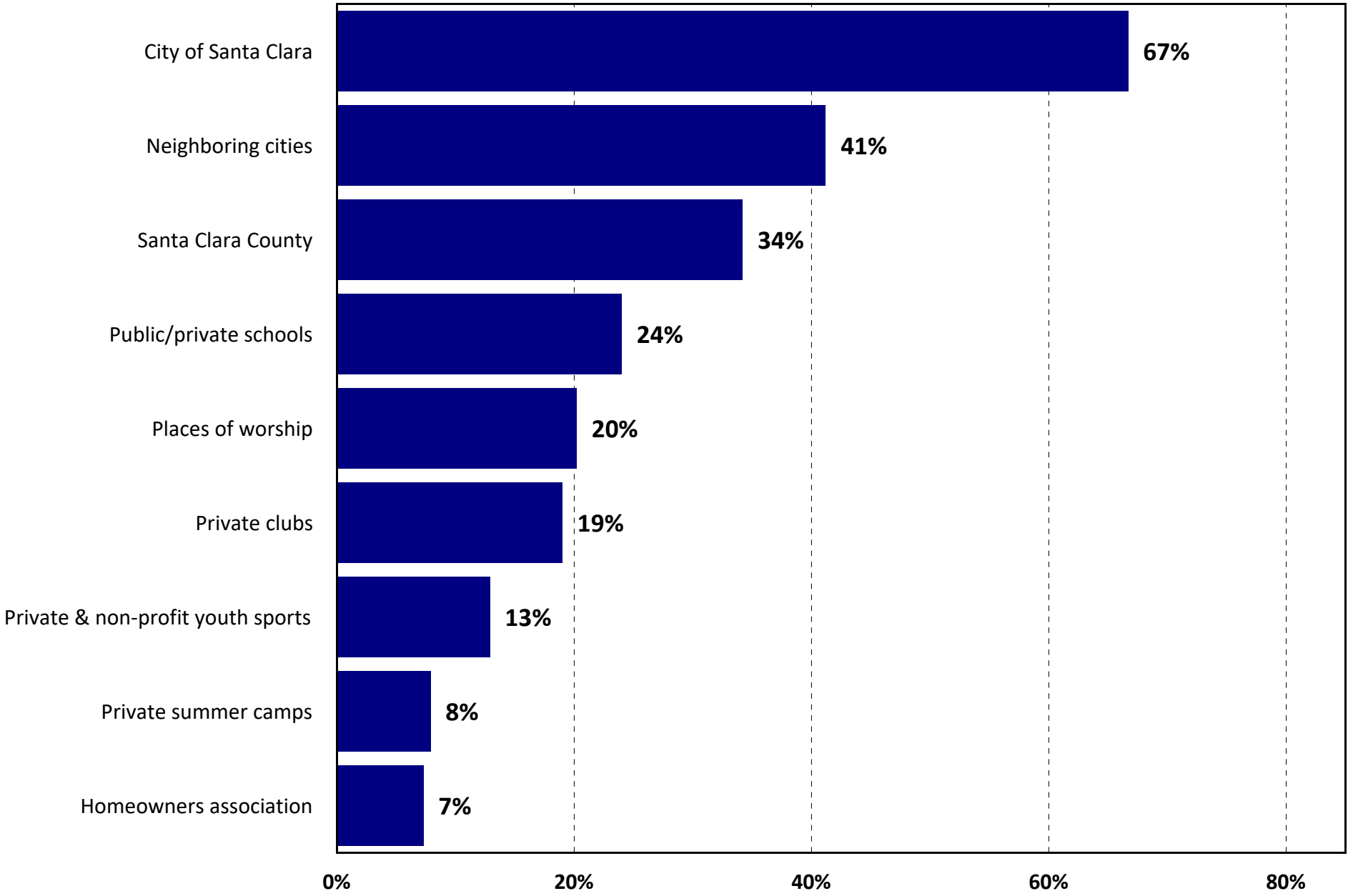

Q4a. If you/your household have used other organizations for recreation programs/activities, please check all the following reasons as to why you do so.

by percentage of respondents (multiple selections could be made)

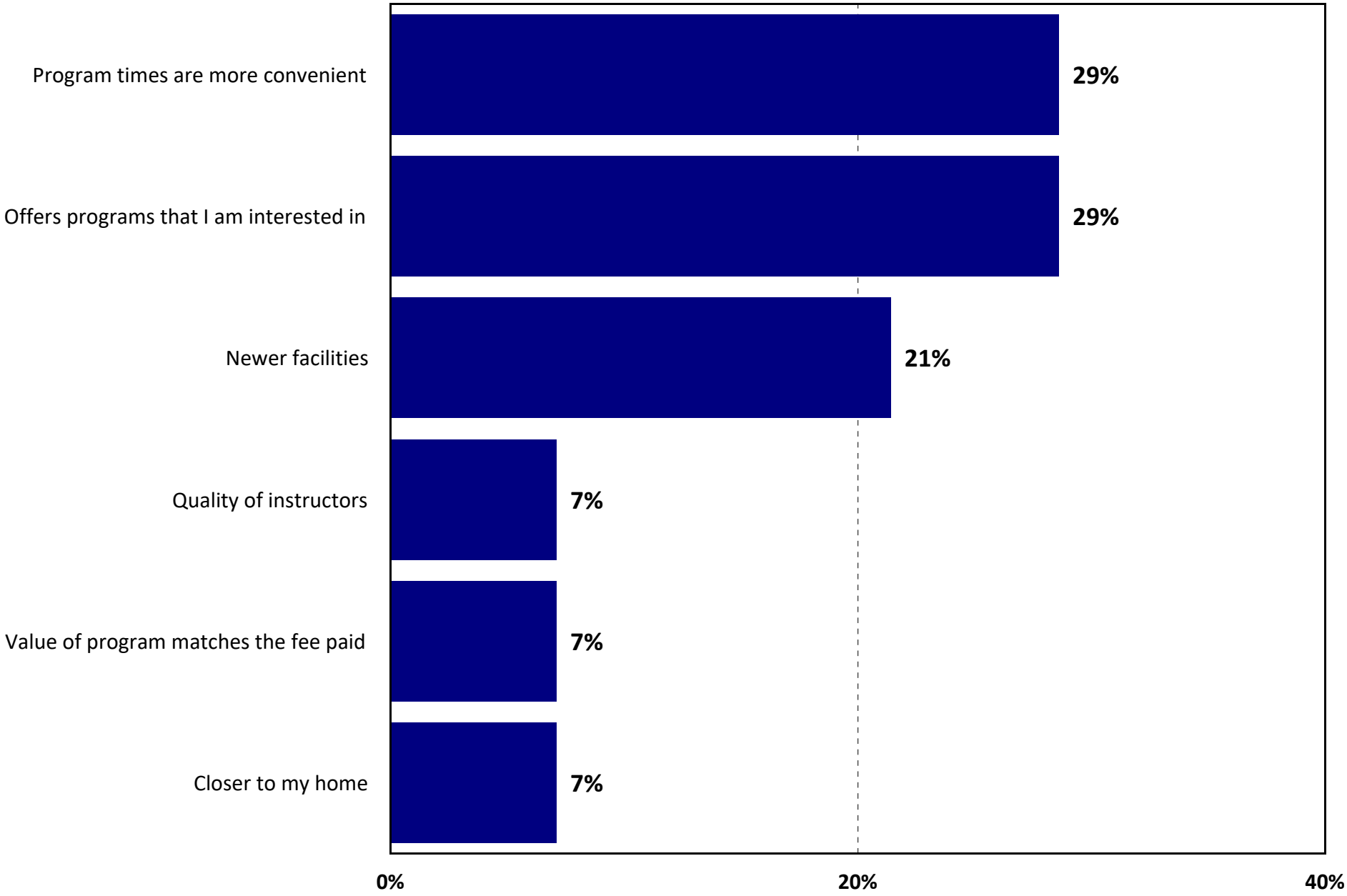

Q5. Please check all the following reasons that prevent you/your household from participating in the City of Santa Clara recreation programs/activities more often.

by percentage of respondents (multiple selections could be made)

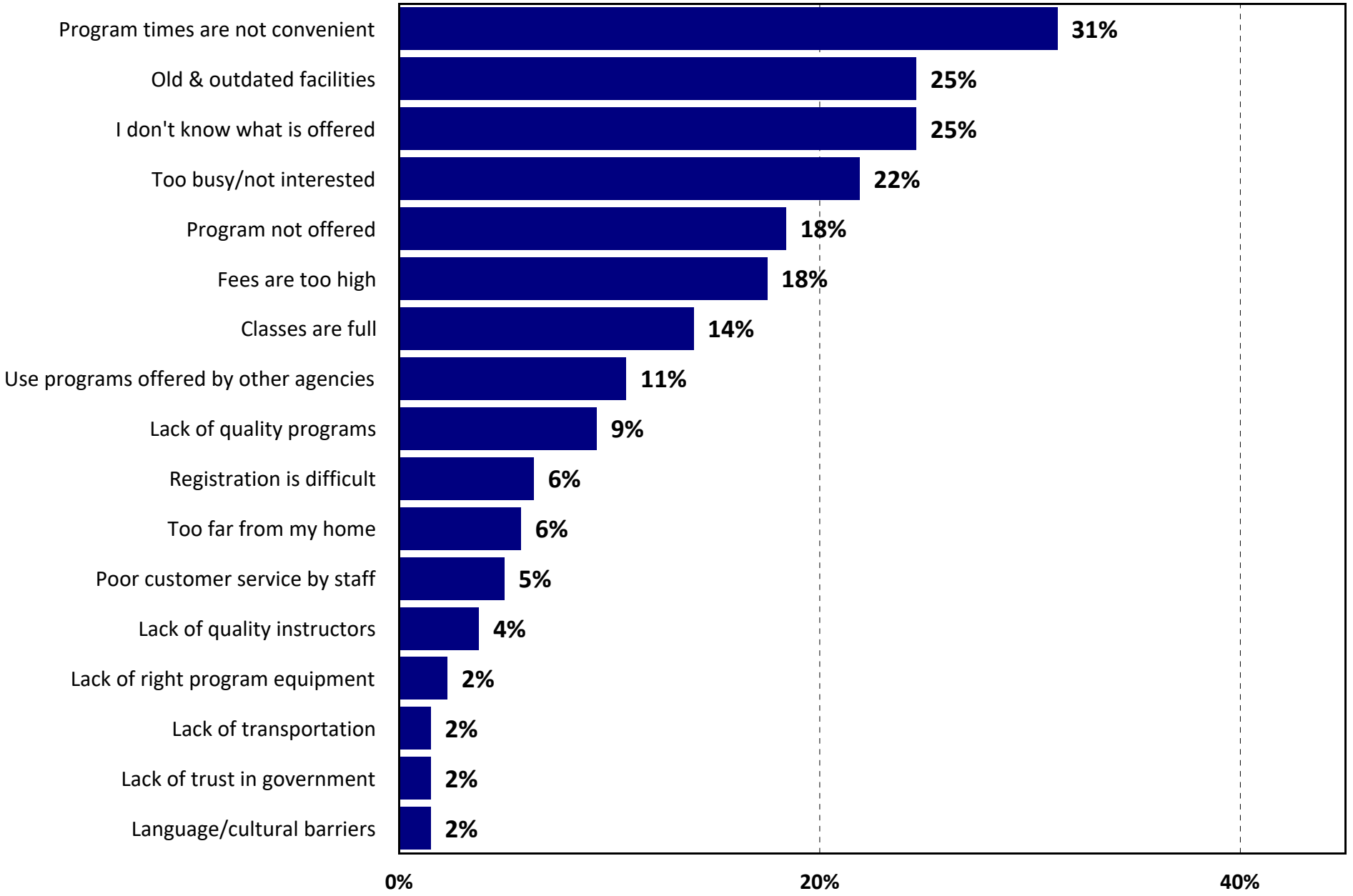

Q6. Households that have a need for various facilities/amenities.

by percentage of respondents who indicated need

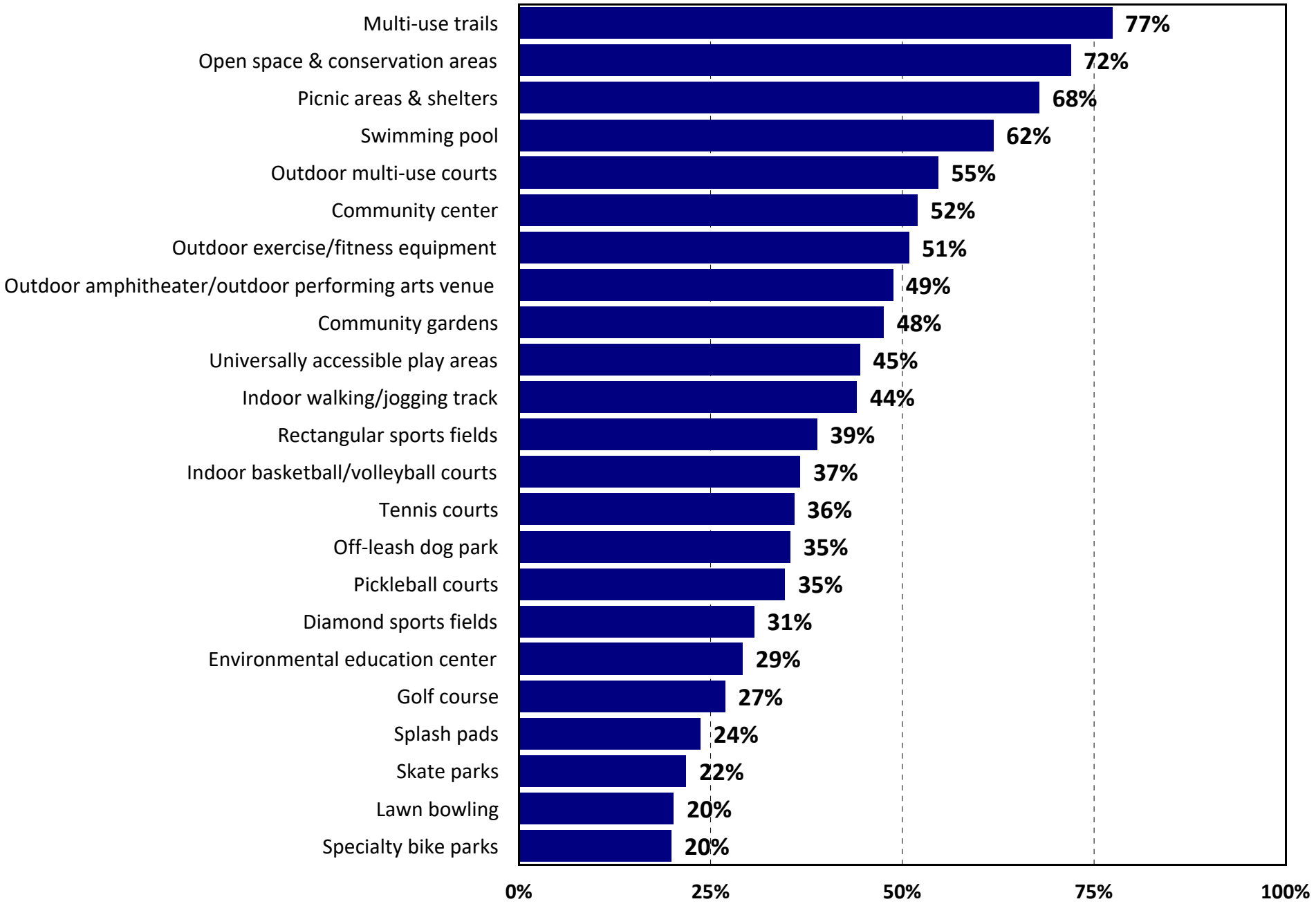

Q6b. Estimated number of households who have a need for facilities/amenities.

by number of households based on an estimated 48,601 households in the City of Santa Clara

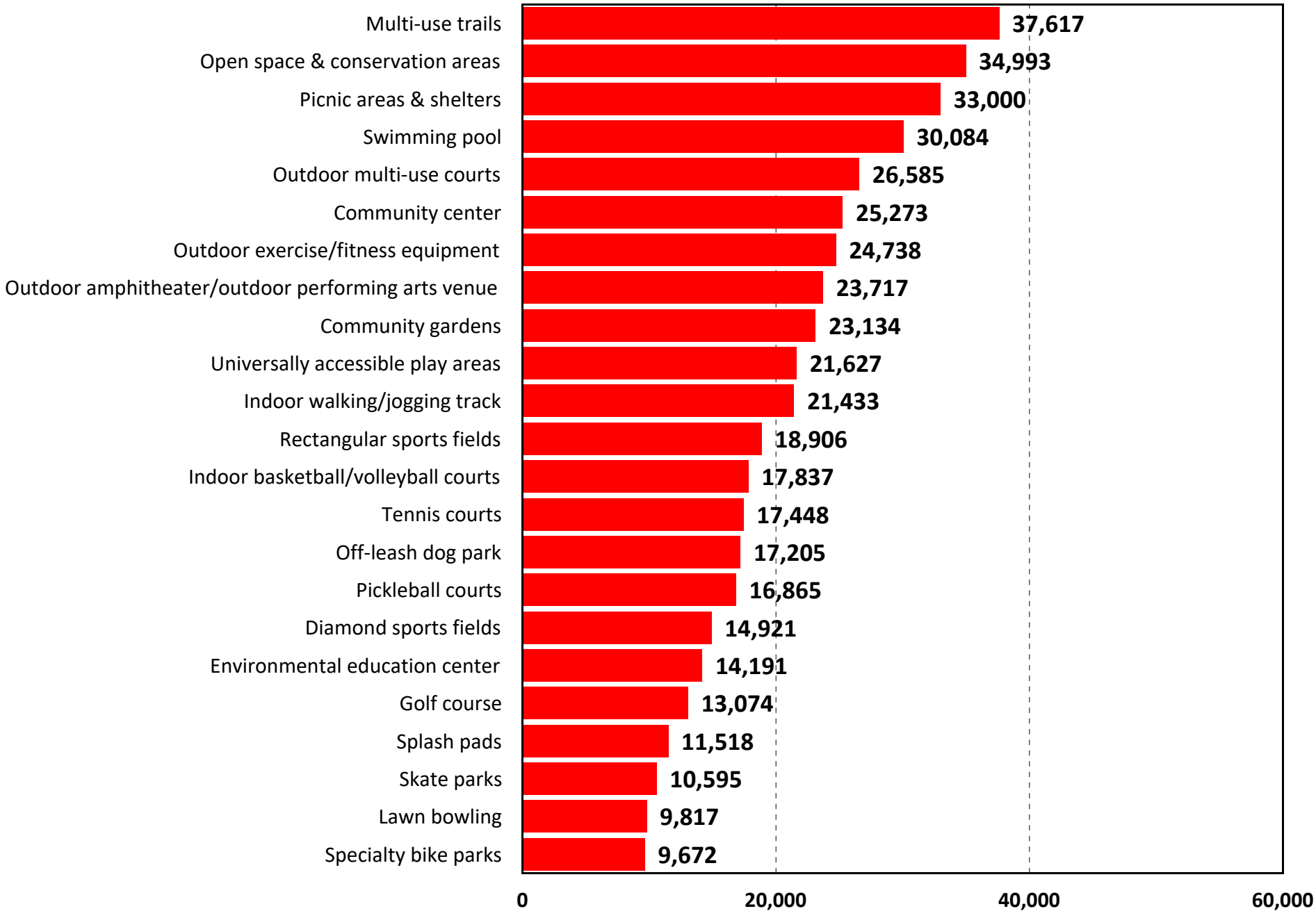

Q6c. How well needs are being met for various facilties/amenities.

by percentage of respondents (excluding "no need")

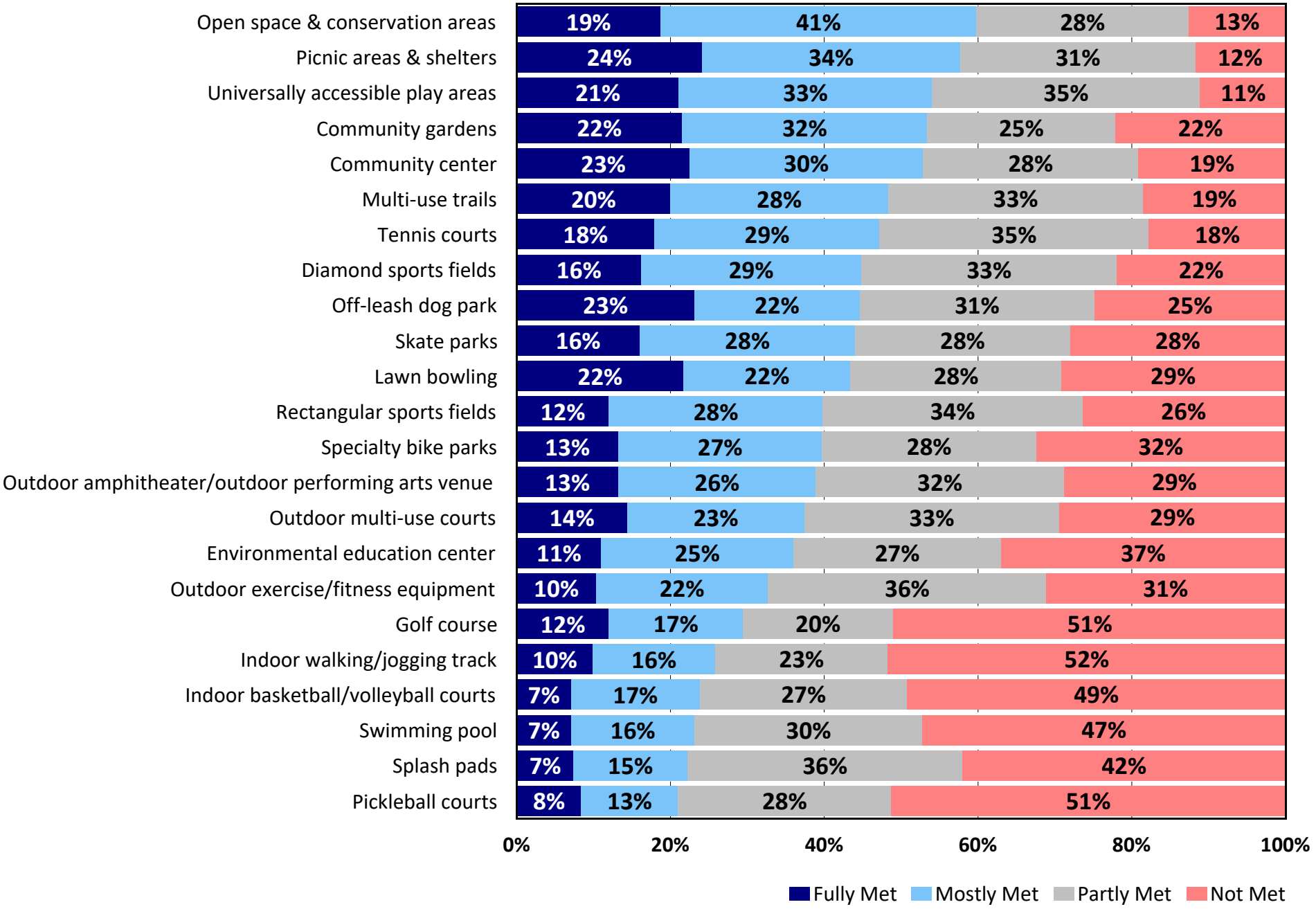

Q6d. Estimated number of households in Santa Clara whose facility/amenity needs are only “partly met" or “not met”.

by number of households with need based on an estimated 48,601 households in the City of Santa Clara

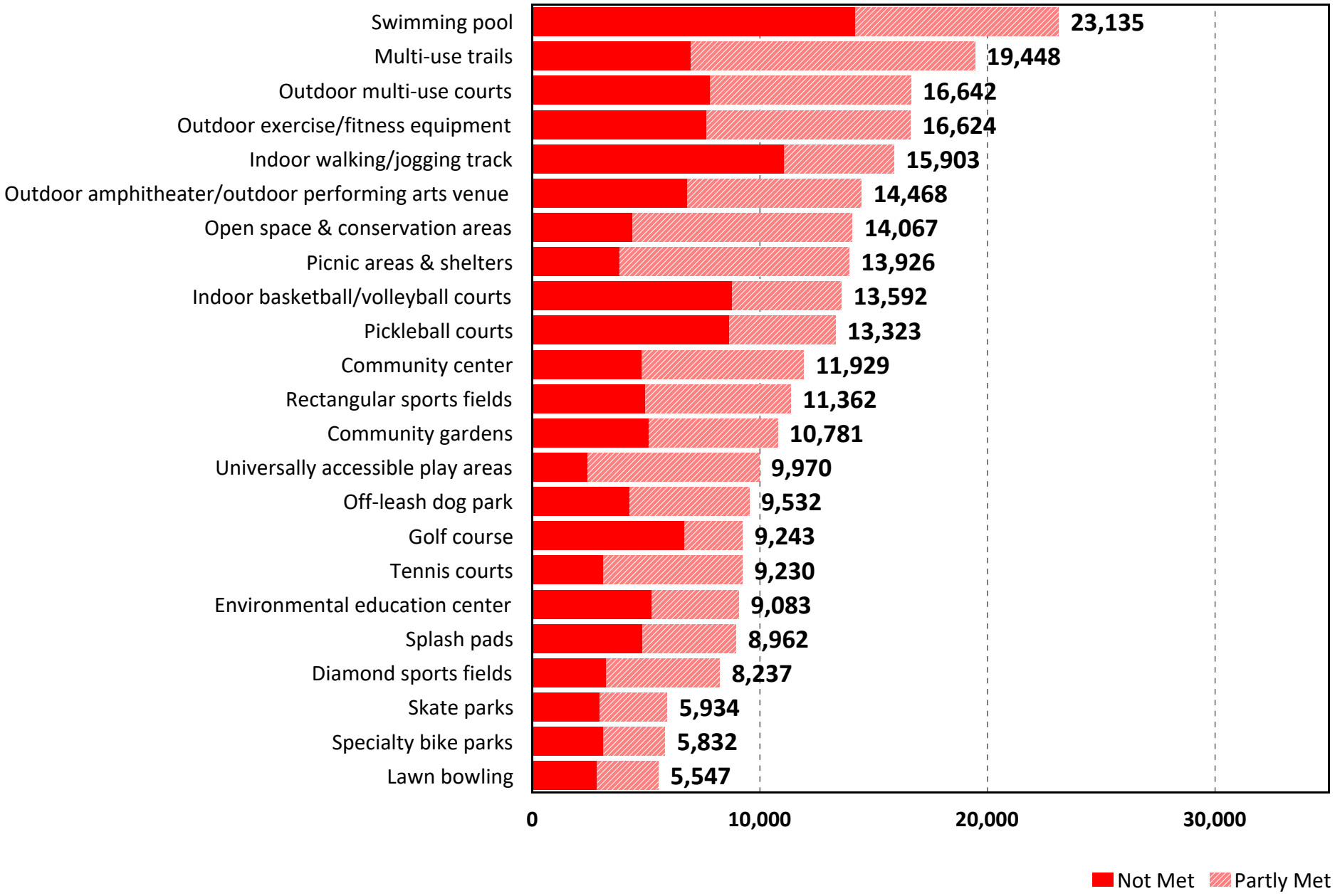

Q7. Which four facilities/amenities are most important to your household?

by percentage of respondents who selected the items as one of their top four choices

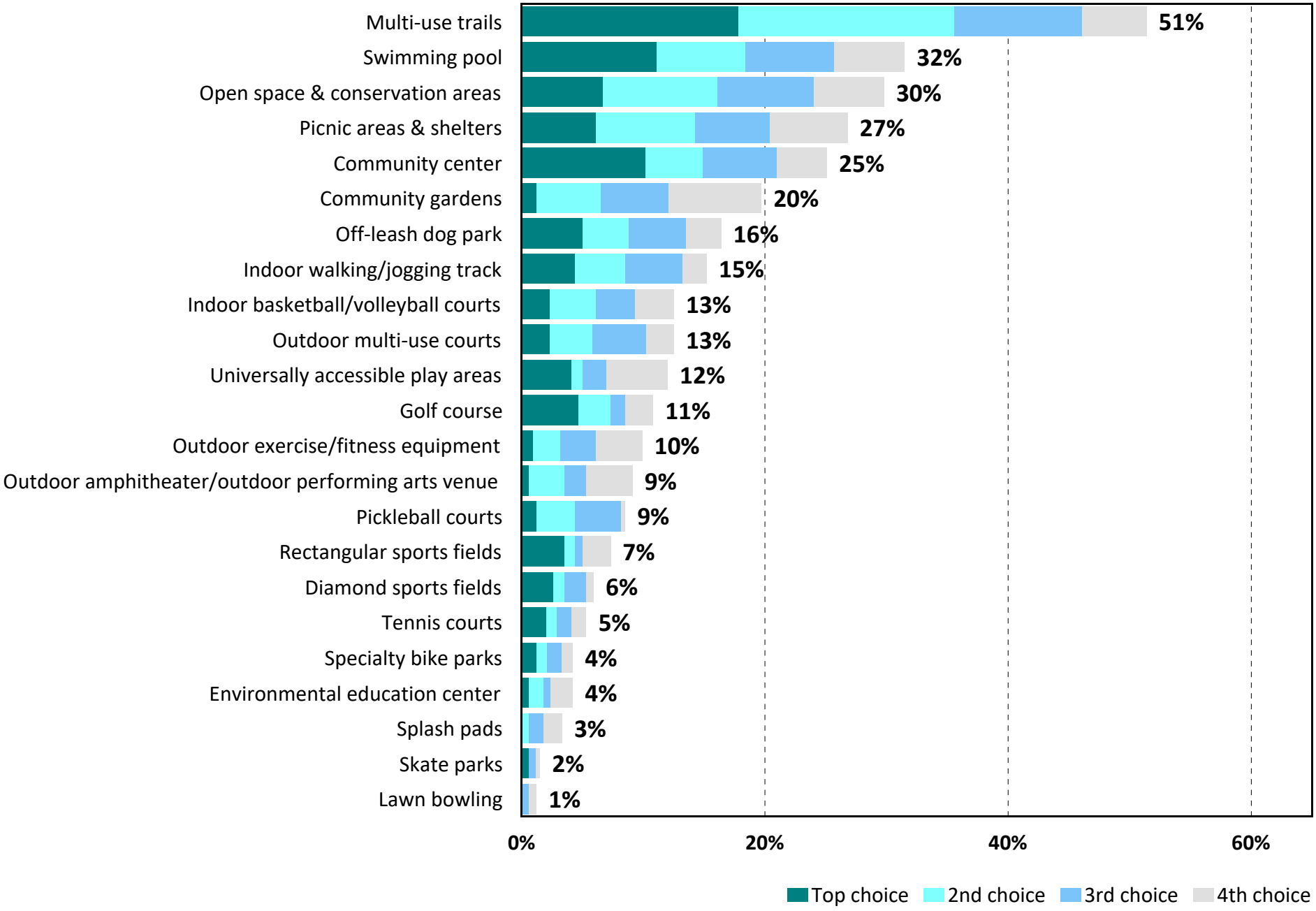

Q8. Households that have a need for various programs/activities.

by percentage of respondents who indicated need

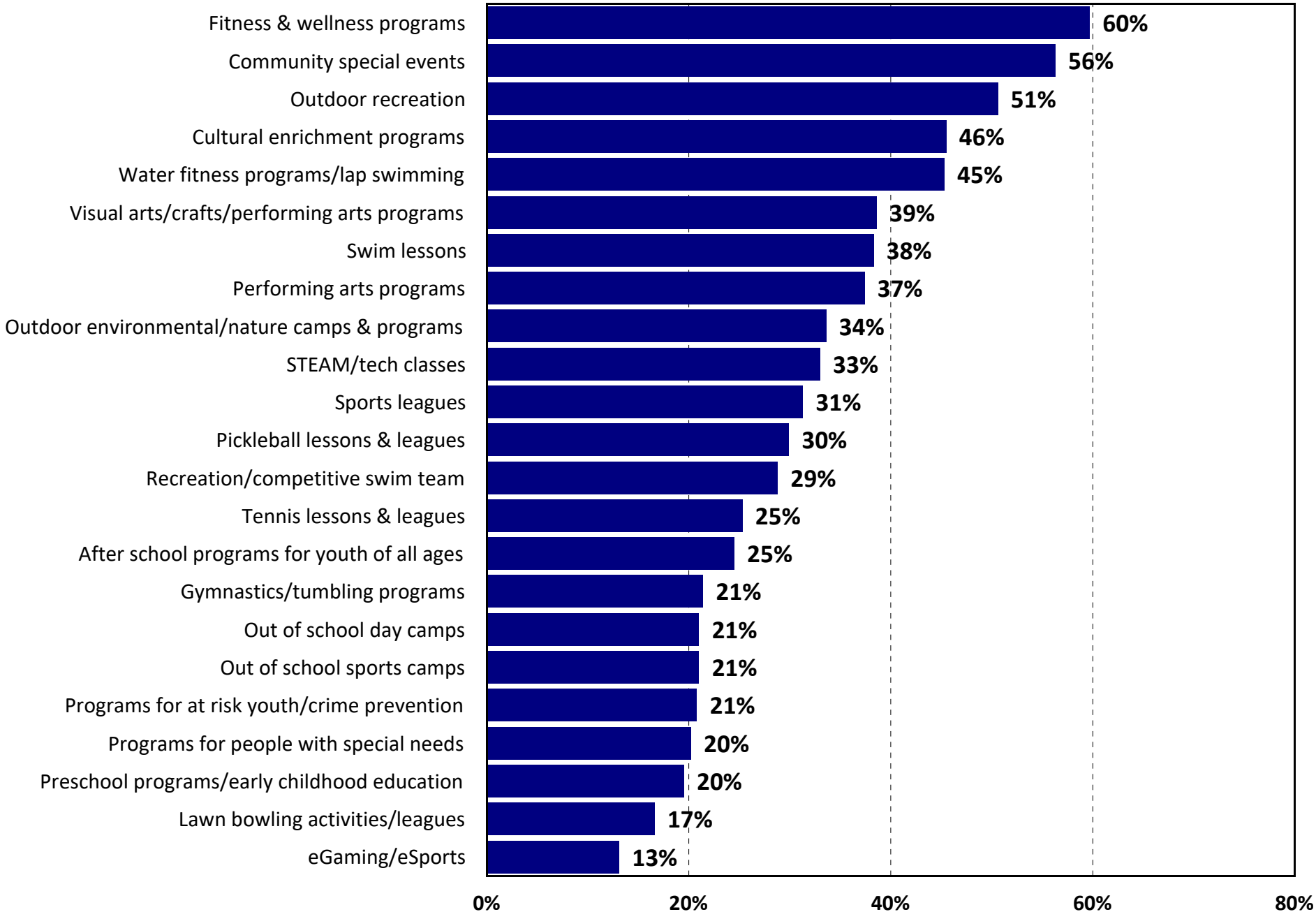

Q8b. Estimated number of households who have a need for programs/activities.

by number of households based on an estimated 48,601 households in the City of Santa Clara

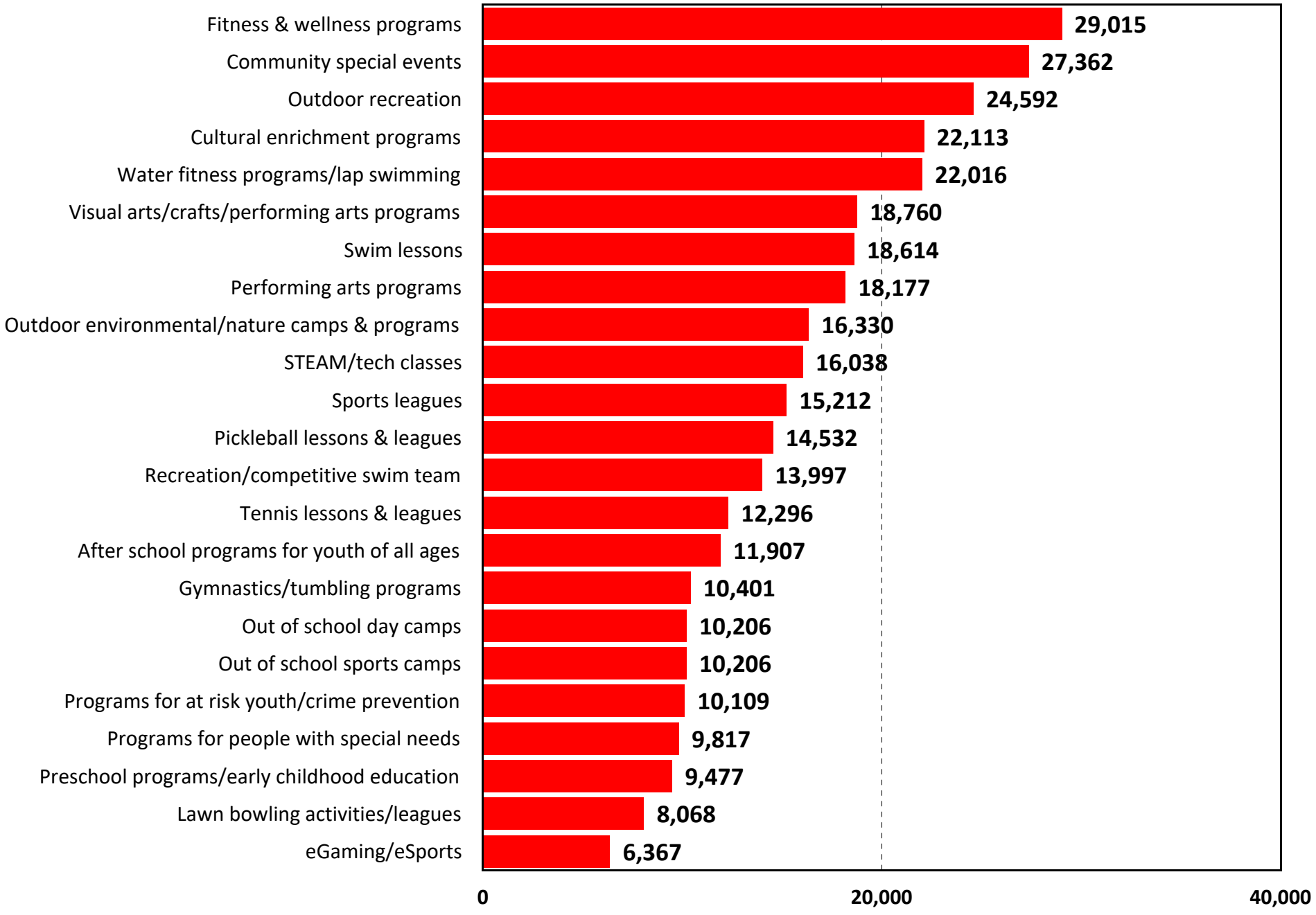

Q8c. How well needs are being met for various programs/activities.

by percentage of respondents (excluding "no need")

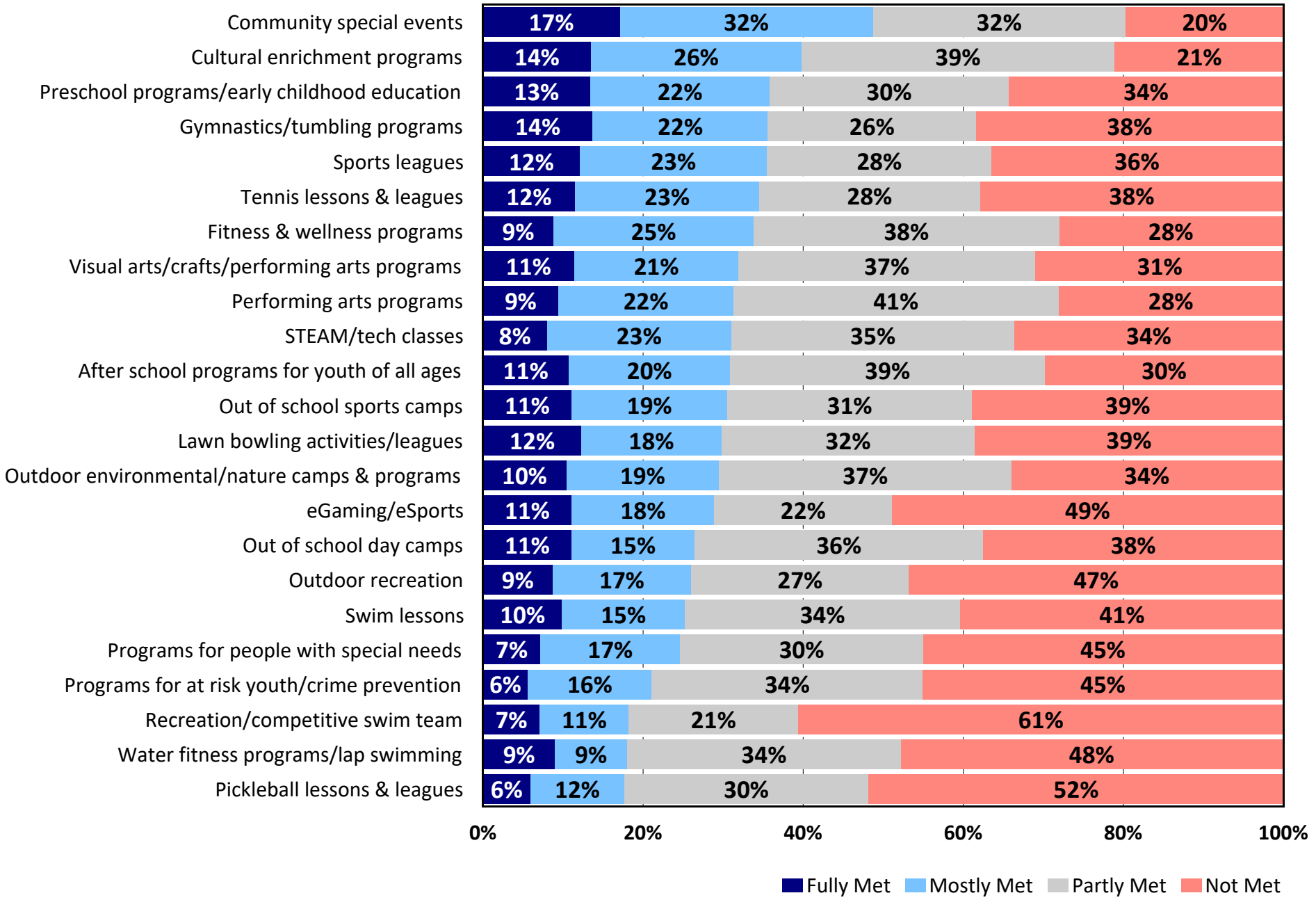

Q8d. Estimated number of households in Santa Clara whose program/activity needs are only “partly met" or “not met”.

by number of households with need based on an estimated 48,601 households in the City of Santa Clara

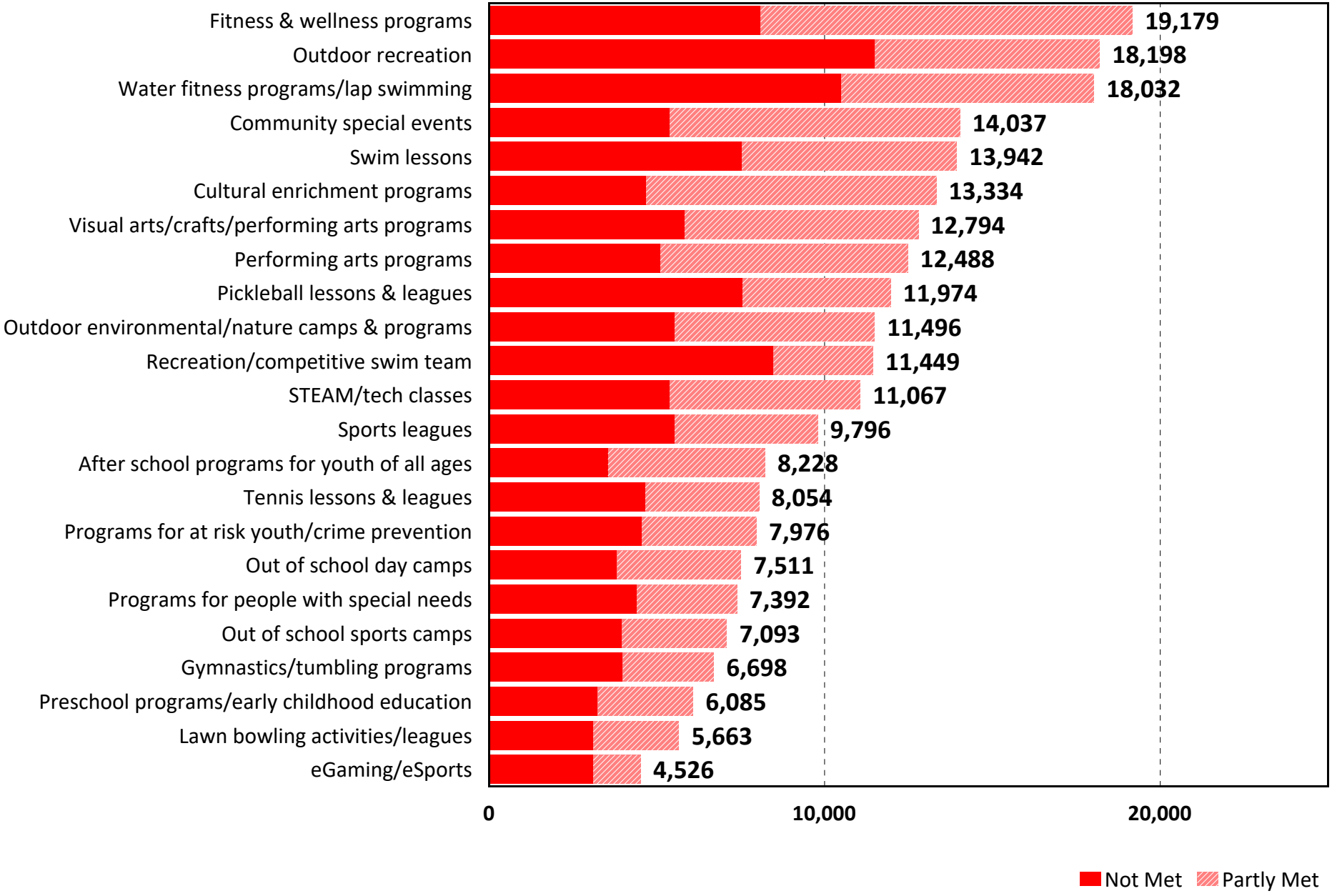

Q9. Which four programs/activities are most important to your household?

by percentage of respondents who selected the items as one of their top four choices

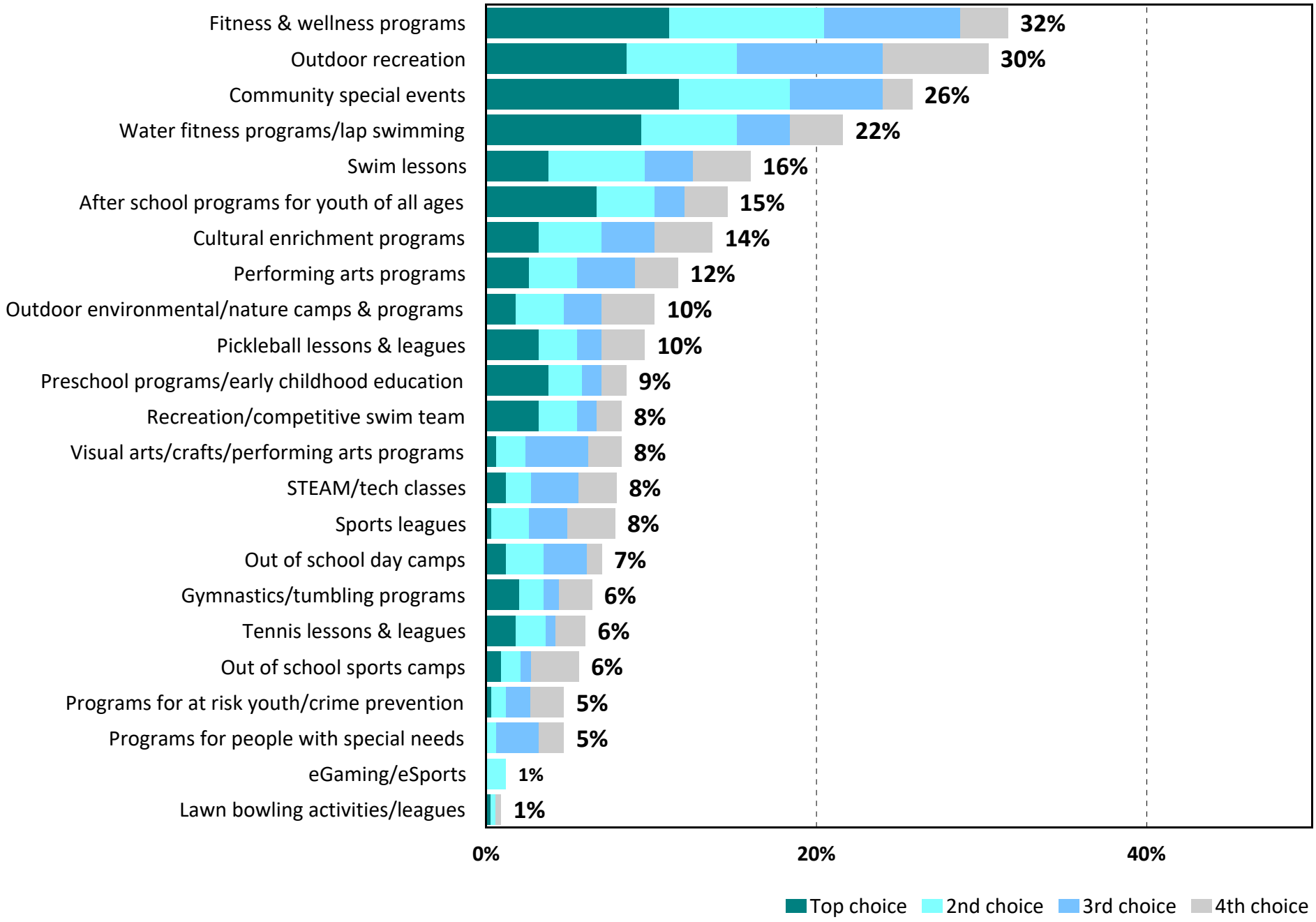

Q10. From the list below, which three of the single or multi-day event concepts would you/your household be most interested in participating?

by percentage of respondents who selected the items as one of their top three choices

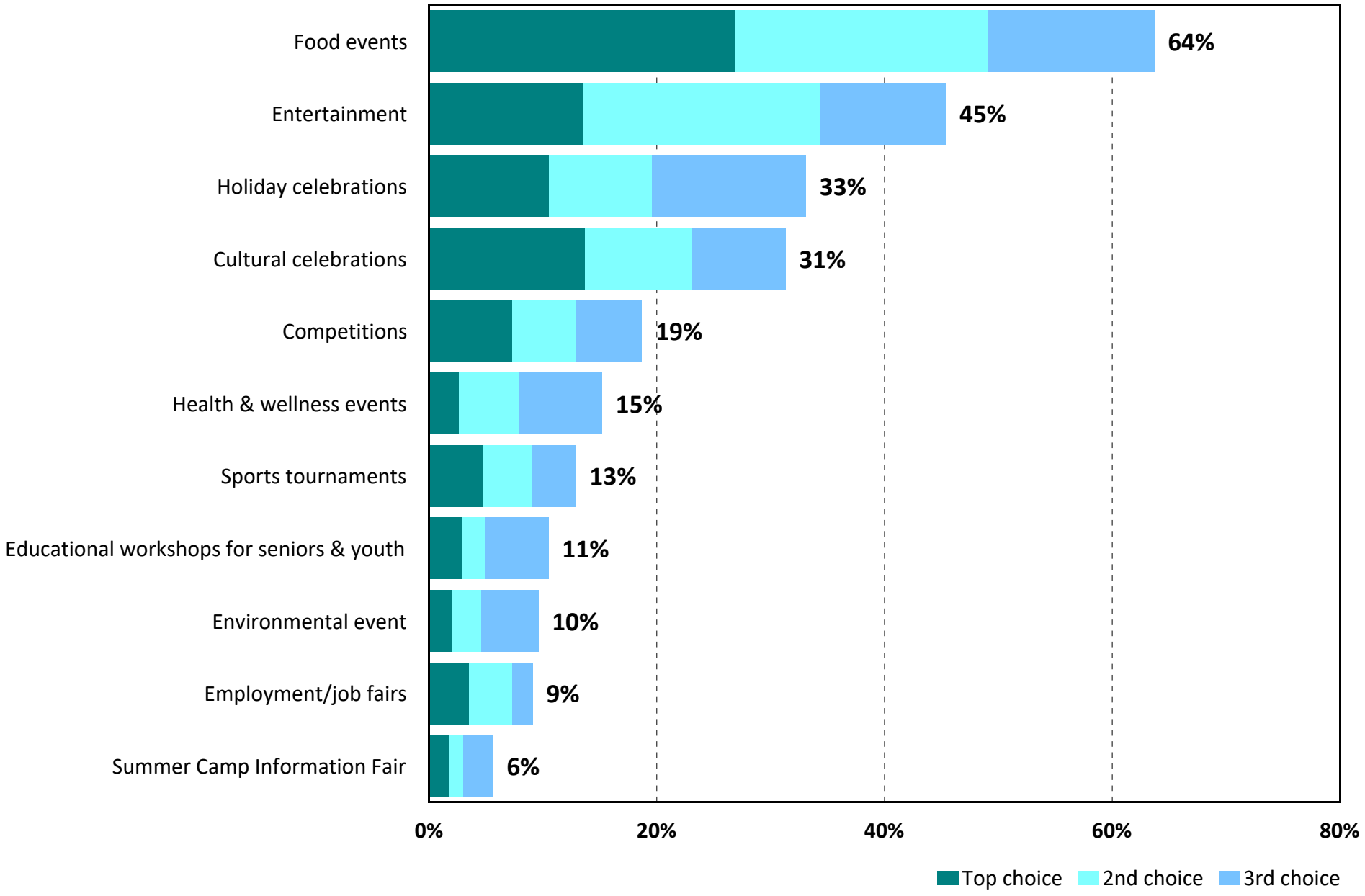

Q11. If you or someone in your household is over 50 years old, please indicate how well your/their needs are being met for each of the programs/activities listed below that promote active aging.

by percentage of respondents (excluding "no need")

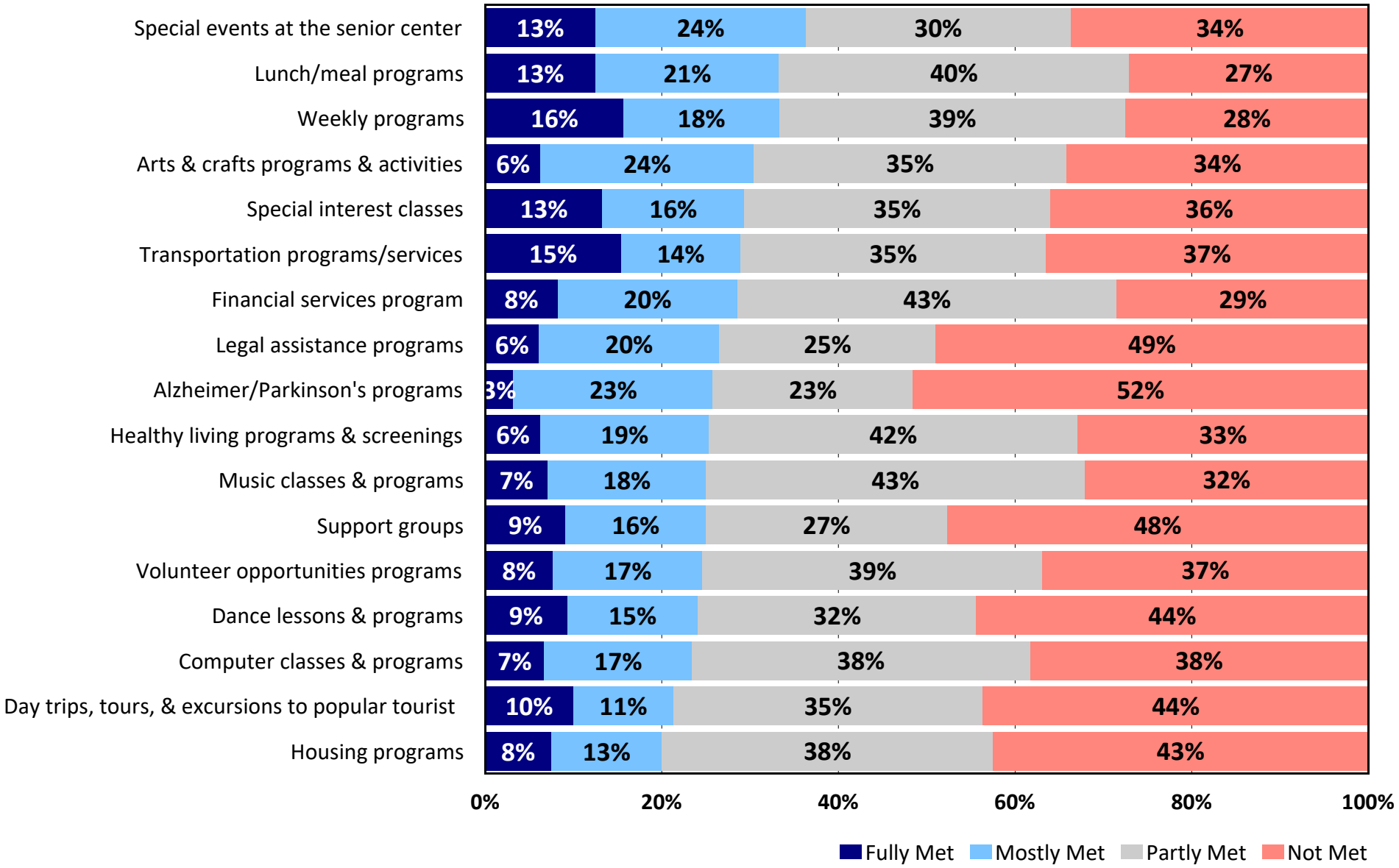

Q12. Which four programs/services are most important to your household?

by percentage of respondents who selected the items as one of their top four choices

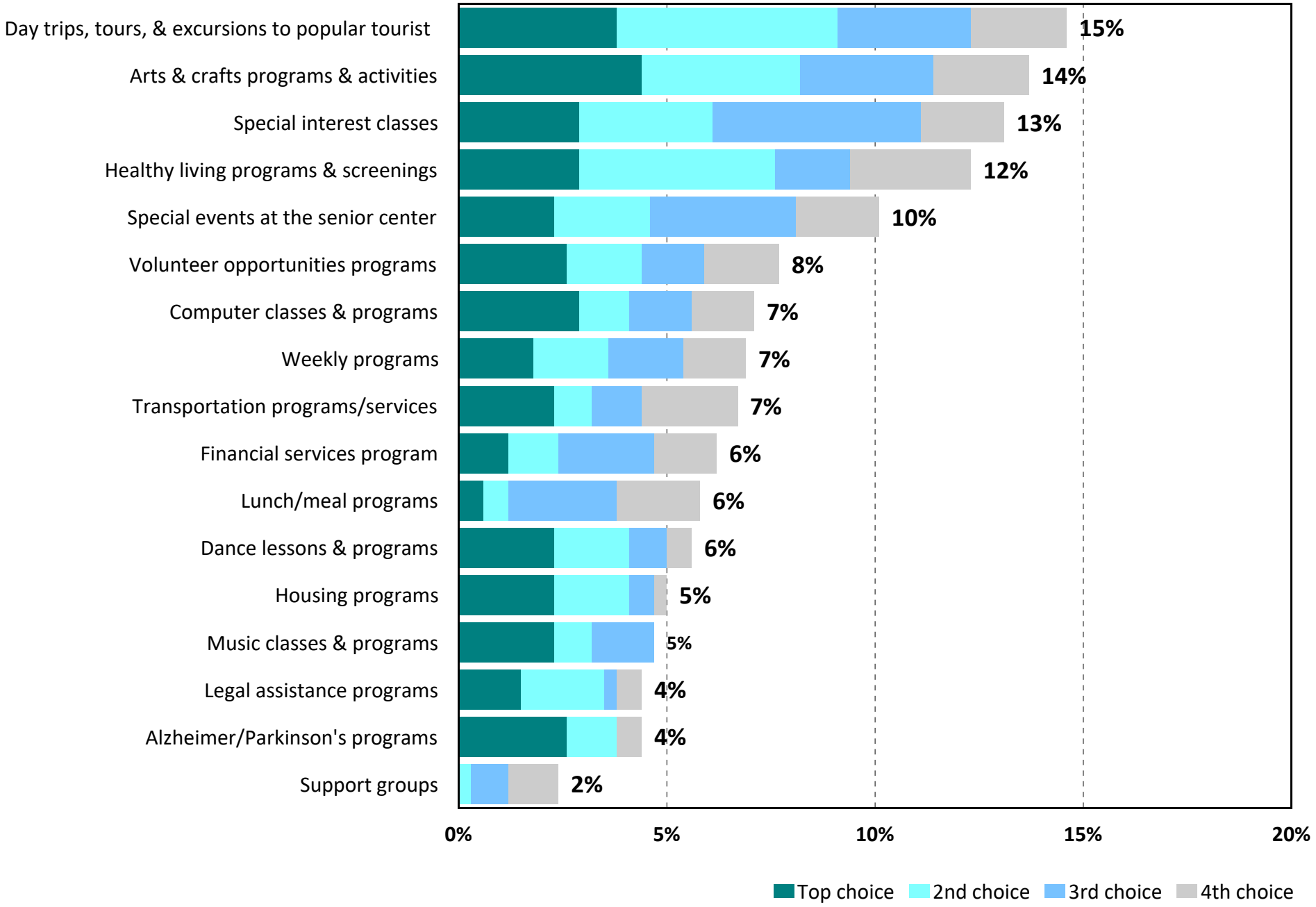

Q13. Please rate your level of agreement with the following statements about some potential benefits of the City of Santa Clara's parks and recreation services.

by percentage of respondents (excluding "don't know")

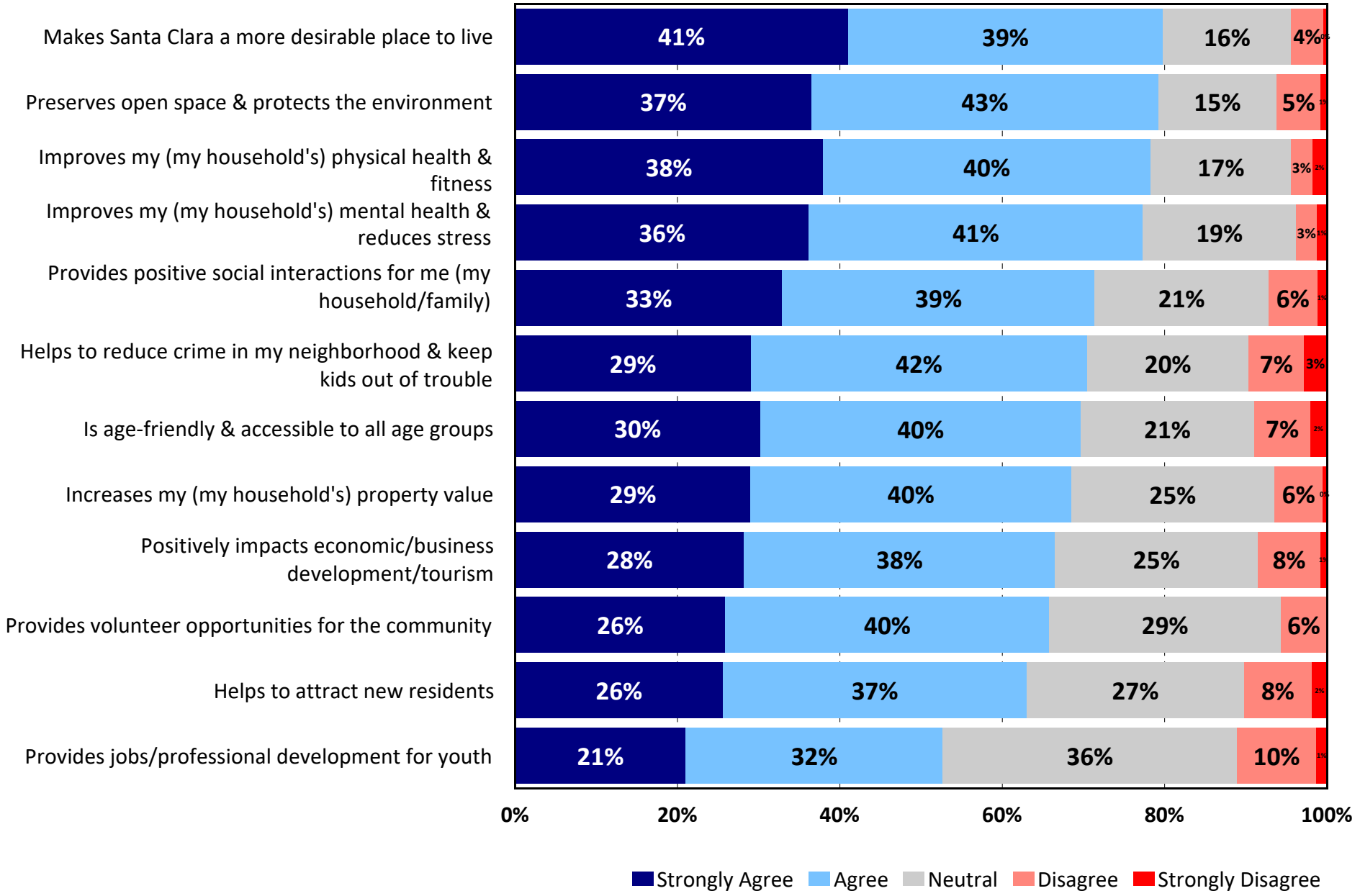

Q14. Which four of the benefits are most important to you/your household?

by percentage of respondents who selected the items as one of their top four choices

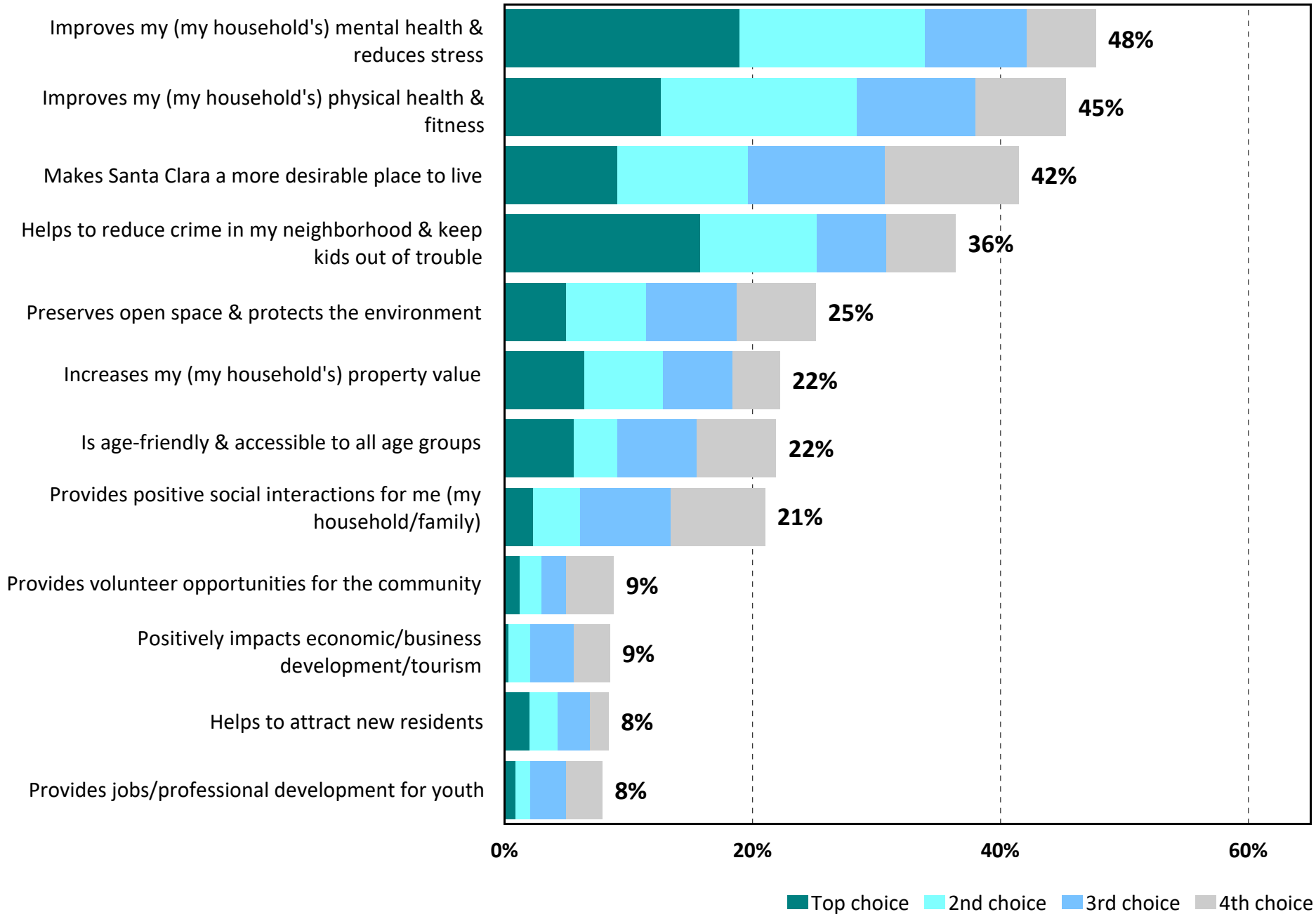

Q15. Please rate your level of satisfaction with the overall value that your household receives from Santa Clara parks, trails, recreation facilities, pools, programs, or services.

by percentage of respondents (excluding "don't know")

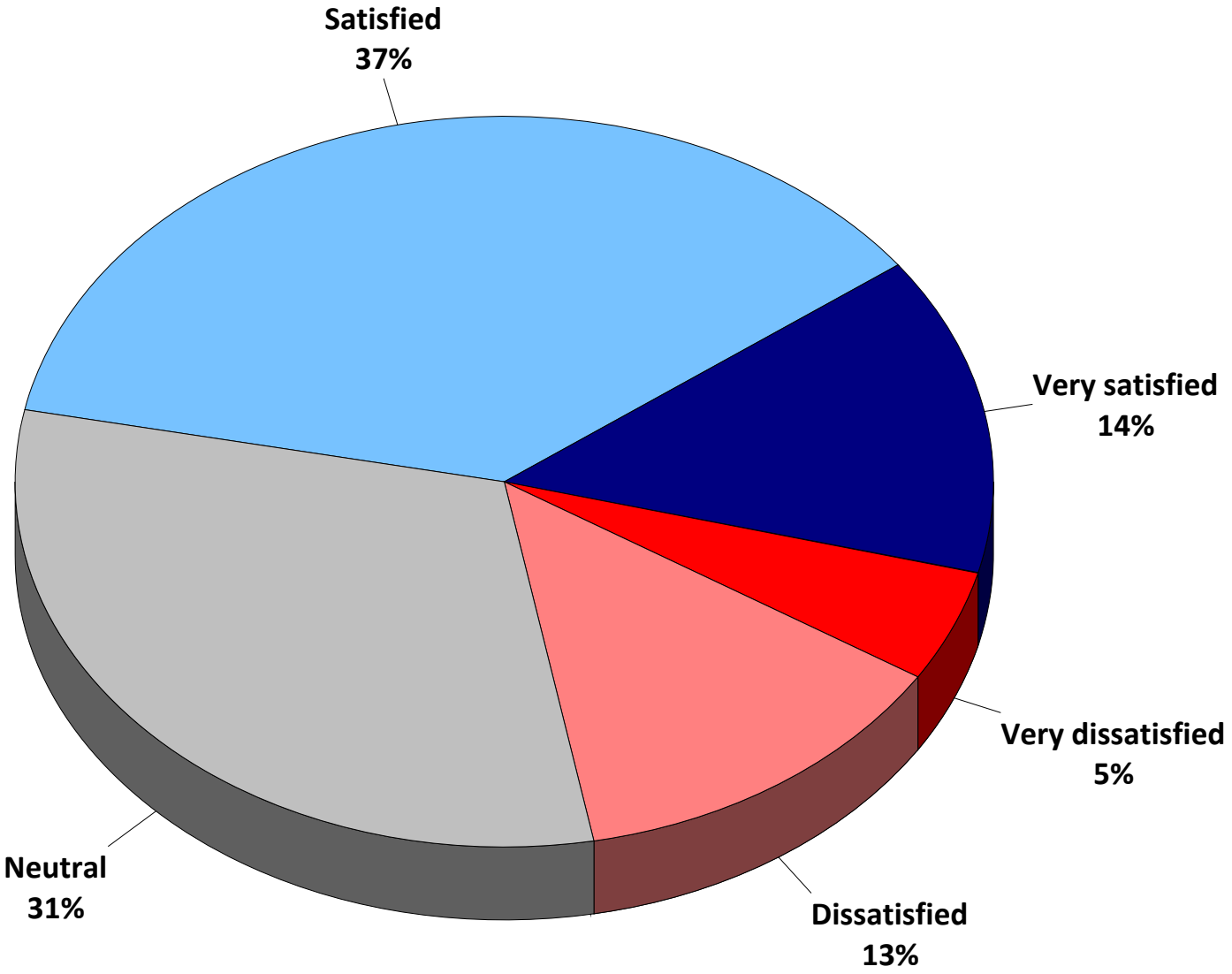

Q16. Please rate your satisfaction with each of the following maintenance activities provided in the Santa Clara parks and recreation system.

by percentage of respondents (excluding "don't know")

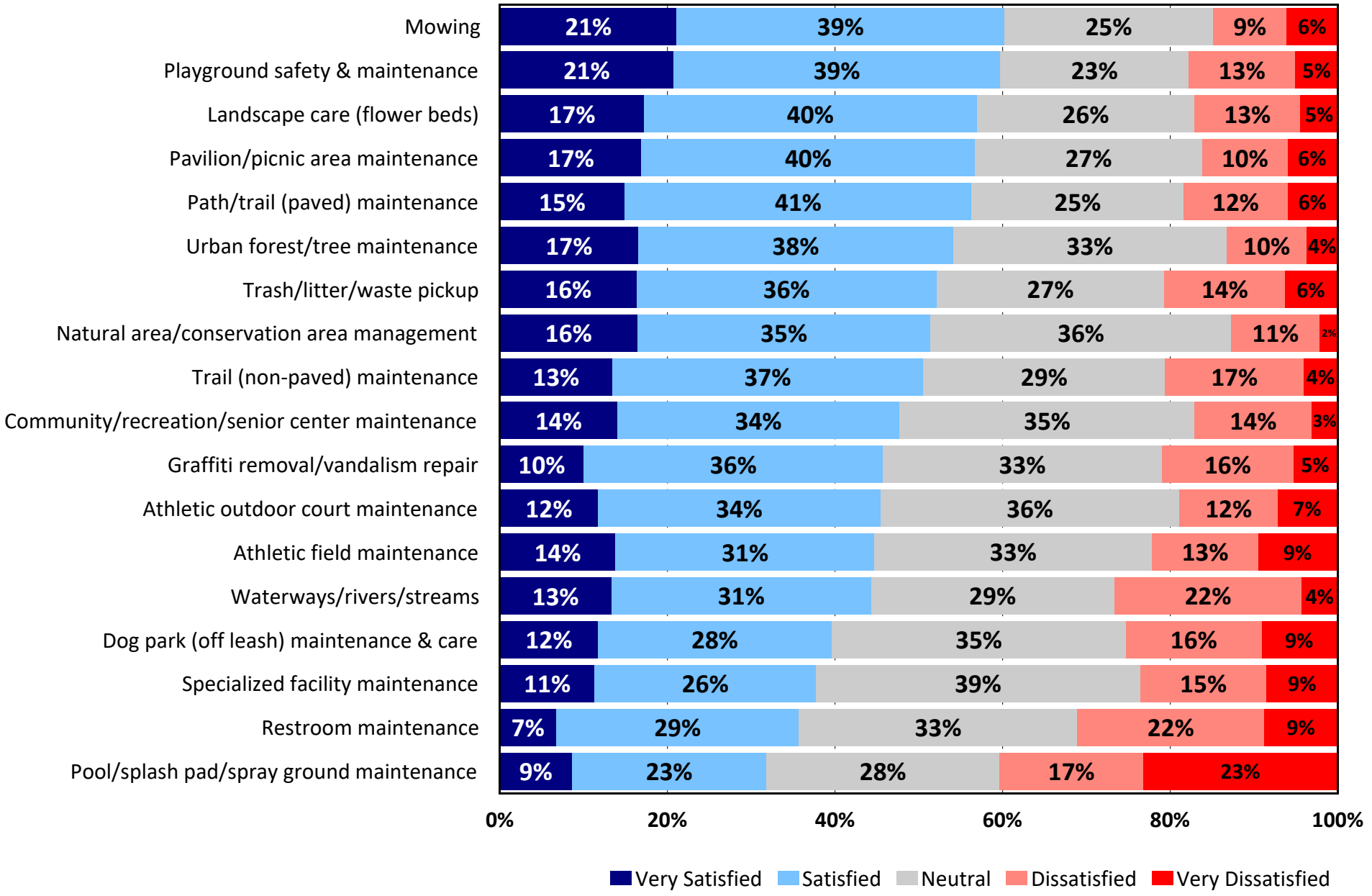

Q17. Which of the four maintenance activities are most important to you/your household?

by percentage of respondents who selected the items as one of their top four choices

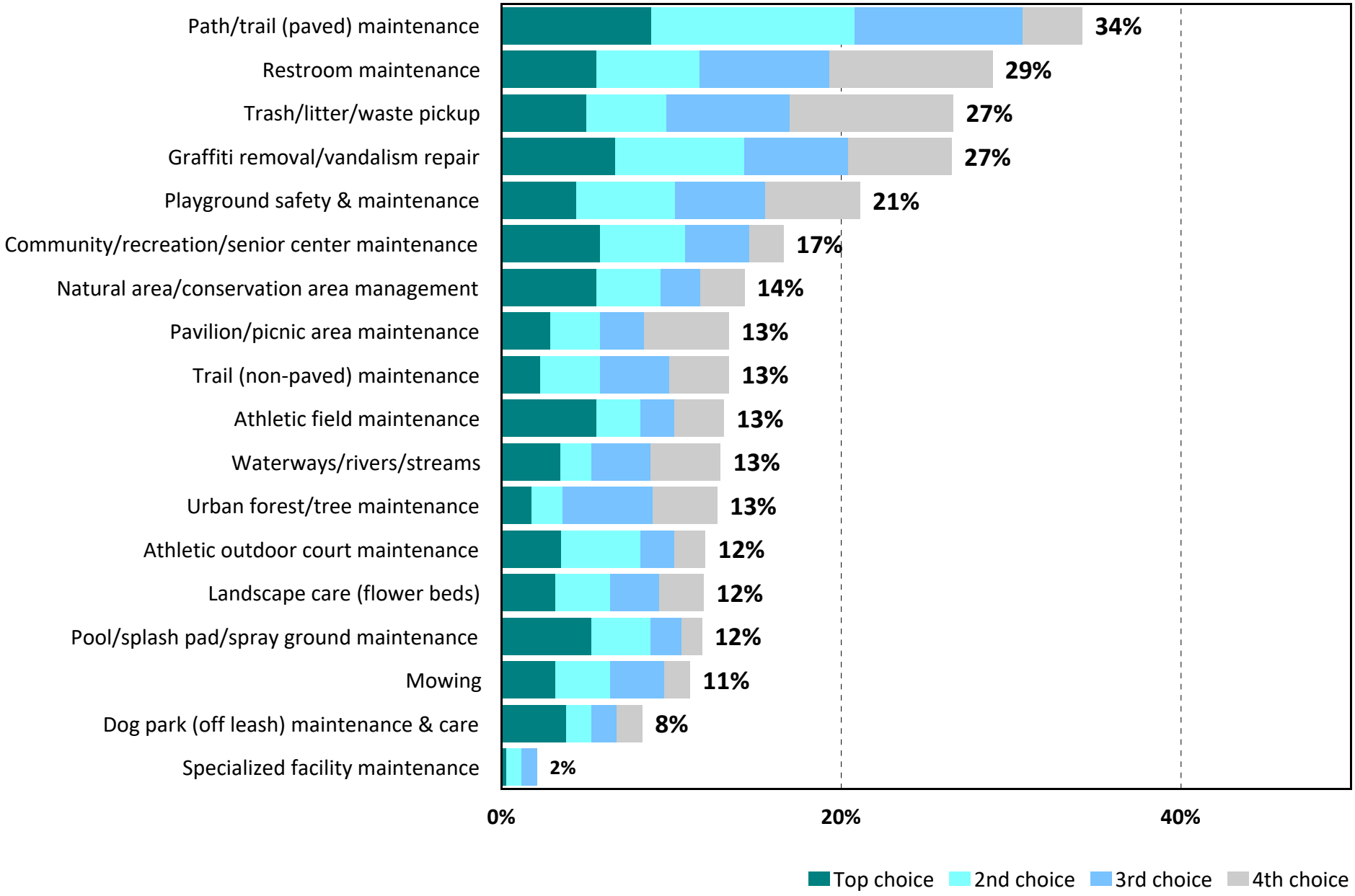

Q18 (1-9). Improvements to Existing Facilities: The following is a list of actions the City of Santa Clara could take to improve the parks and recreation system. Please indicate your support for each potential action.

by percentage of respondents (excluding "don't know")

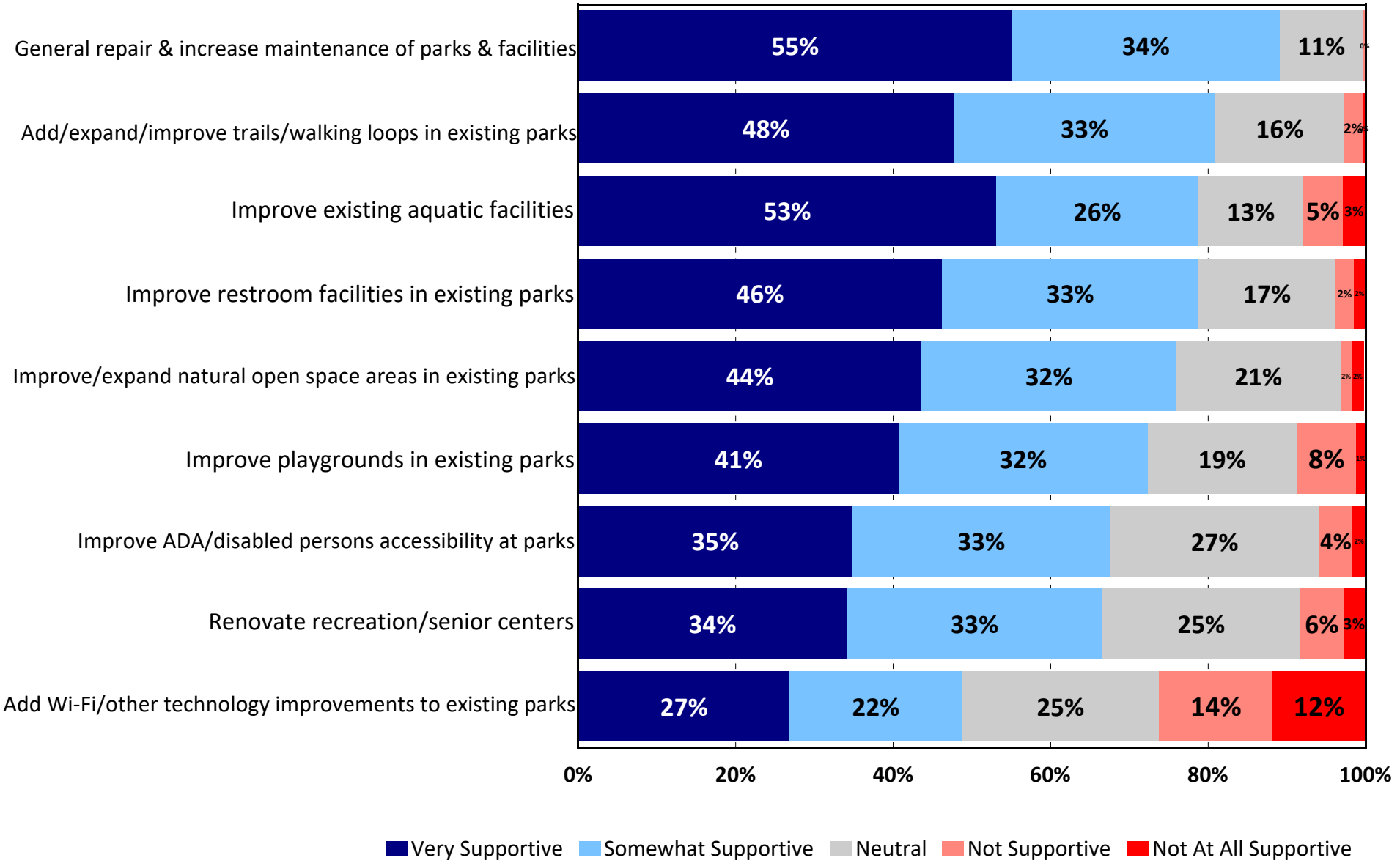

Q18 (10-15). Developing New Facilities: The following is a list of actions the City of Santa Clara could take to improve the parks and recreation system. Please indicate your support for each potential action.

by percentage of respondents (excluding "don't know")

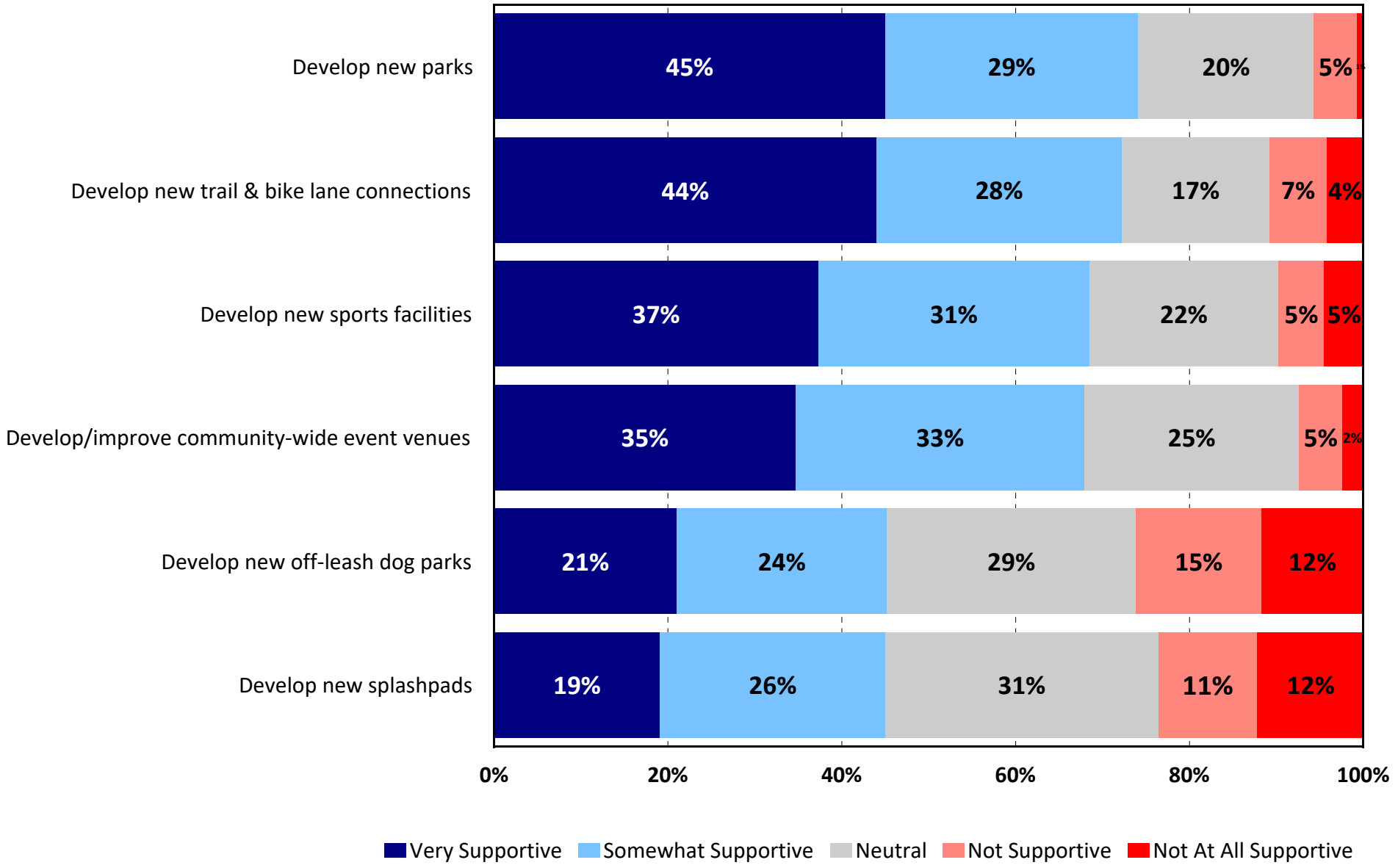

Q19. Which four actions would you be most willing to fund?

by percentage of respondents who selected the items as one of their top four choices

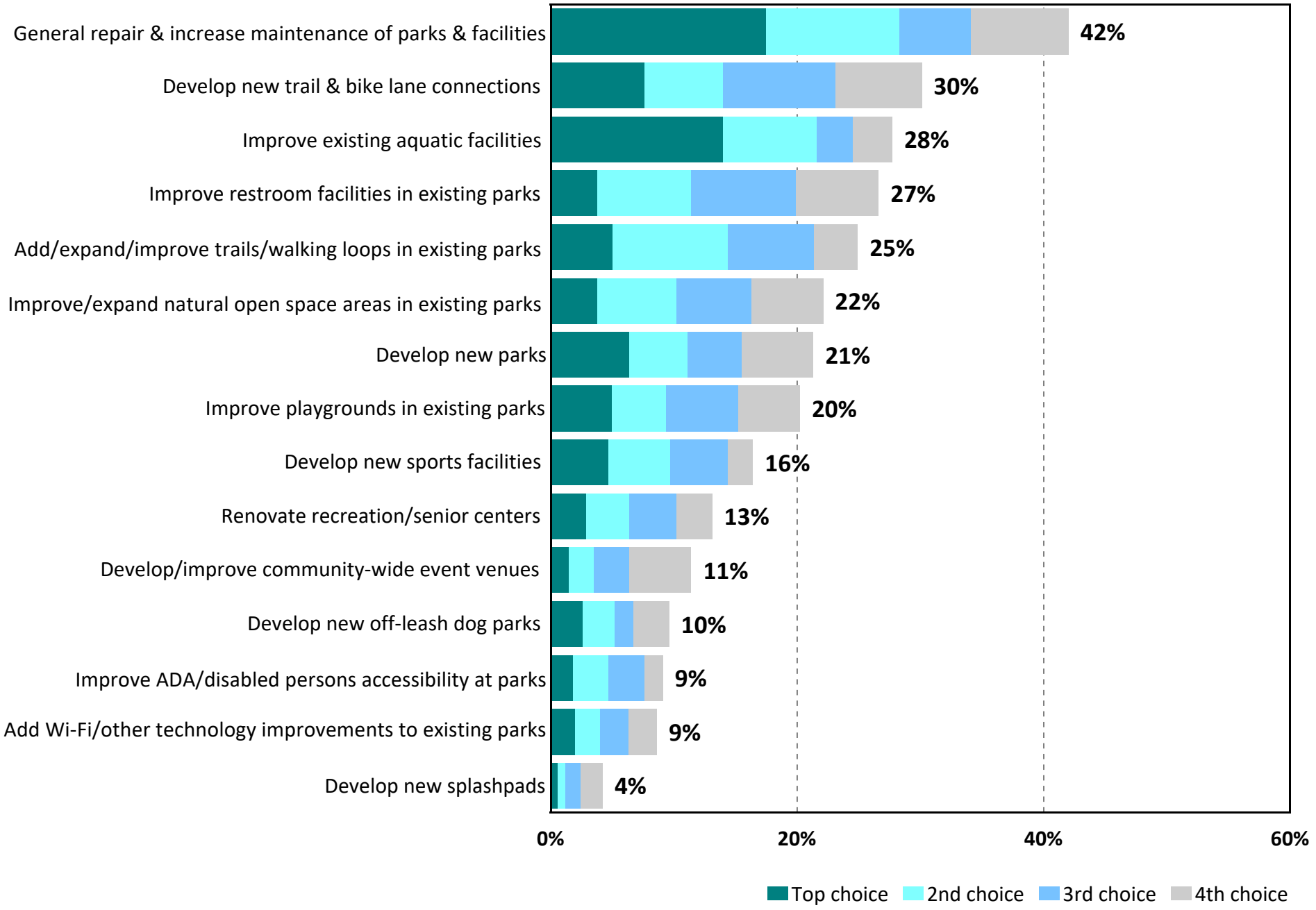

Q20. From the following list, please check all of the ways you learn about the City's parks, recreation facilities, and programs, events, activities and services.

by percentage of respondents (multiple selections could be made)

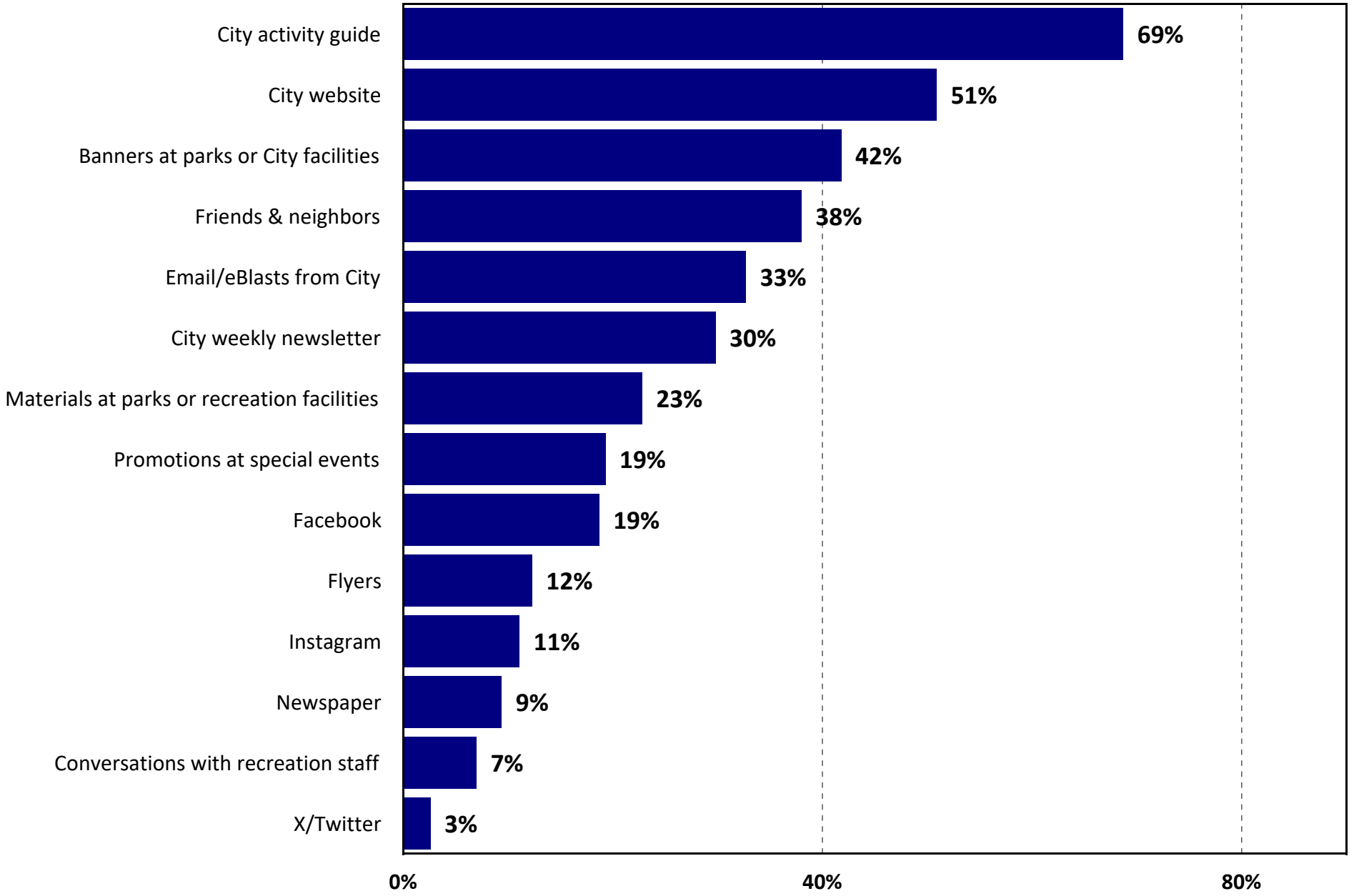

Q21. Which three methods of communication would you most prefer the City use to communicate with you about recreation programs/activities?

by percentage of respondents who selected the items as one of their top three choices

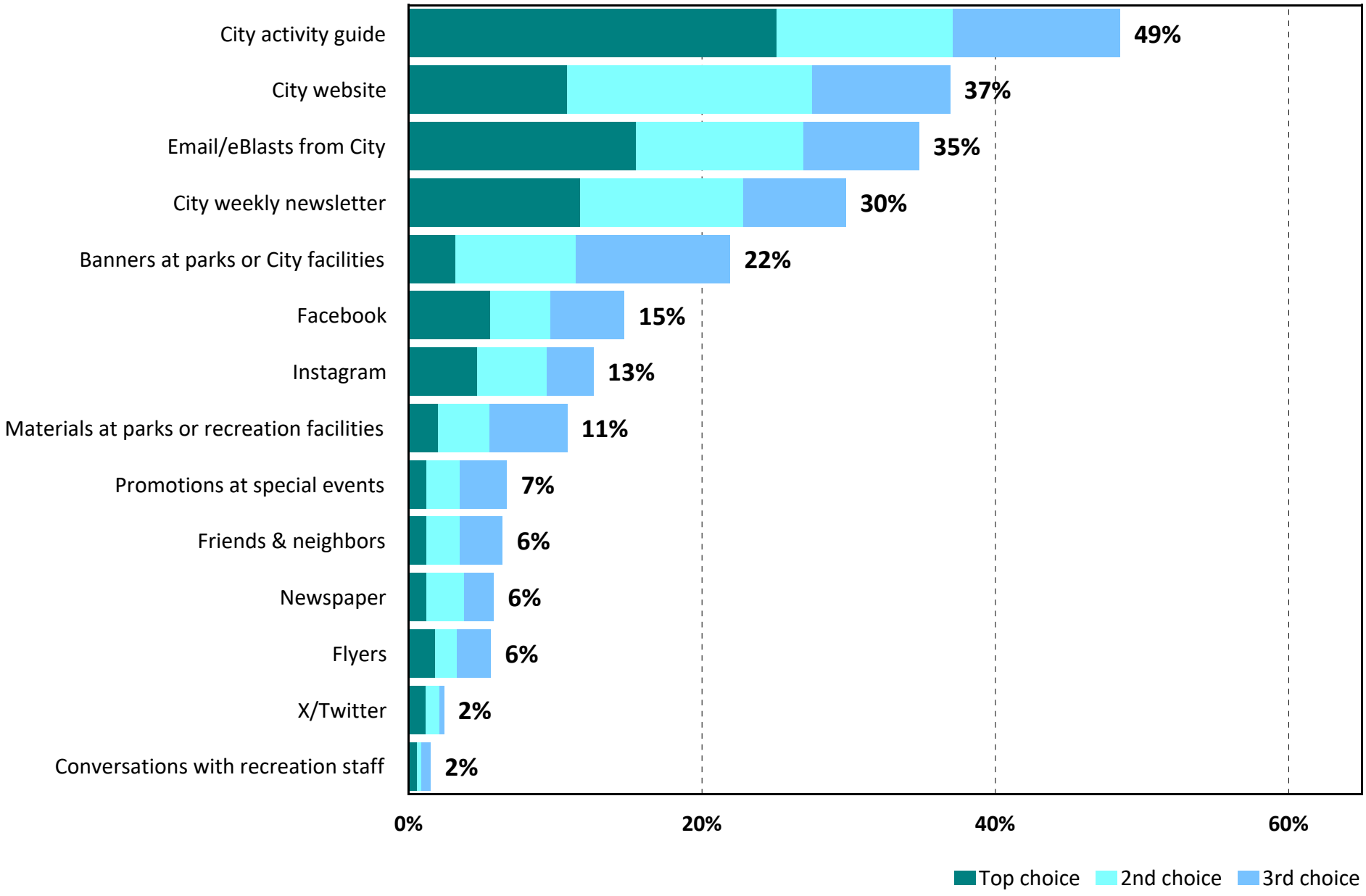

Q22. How many years have you lived in the City of Santa Clara?

by percentage of respondents (excluding "not provided")

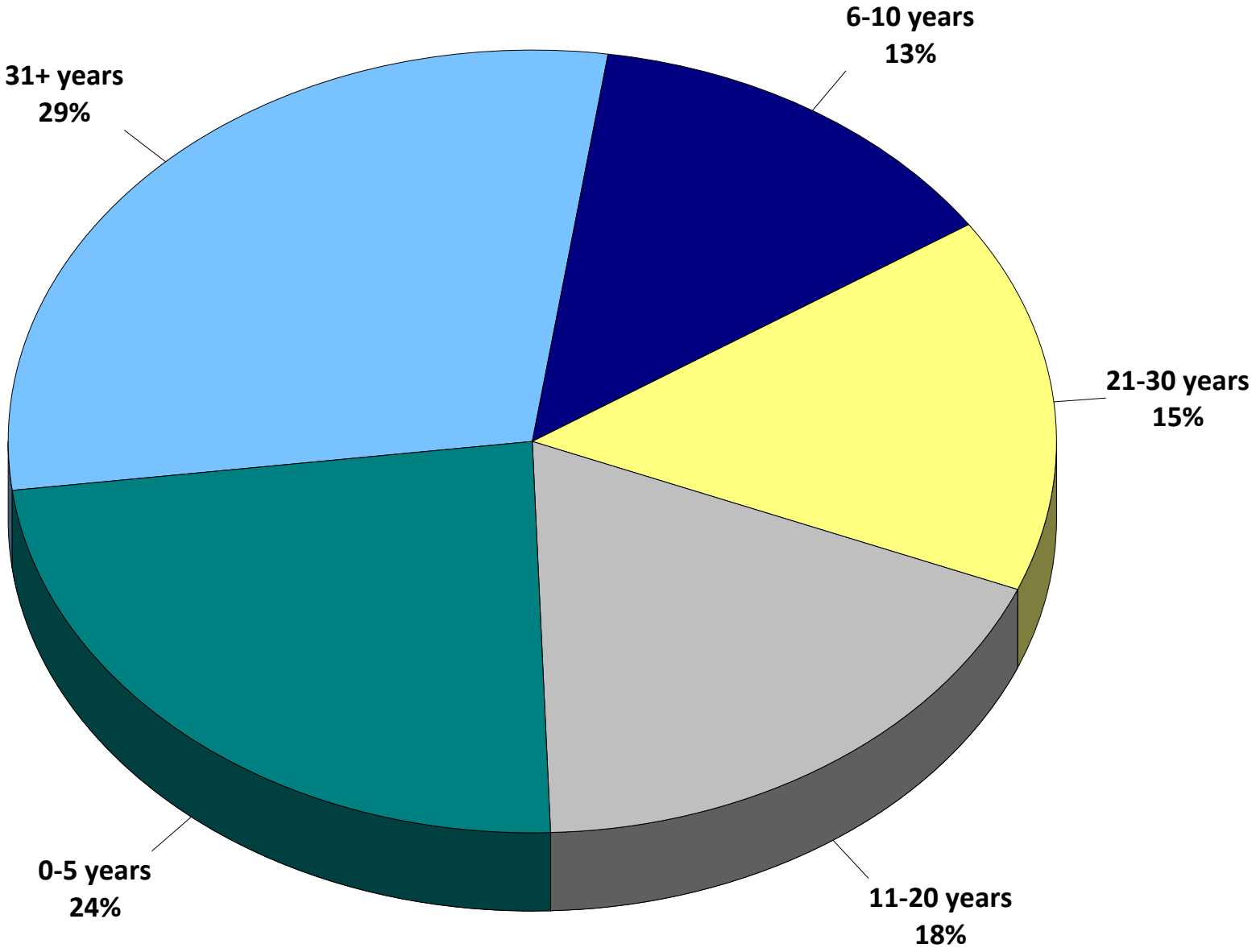

Q23. Are you/your family of Hispanic, Spanish, or Latino/a/x ancestry?

by percentage of respondents (excluding "not provided")

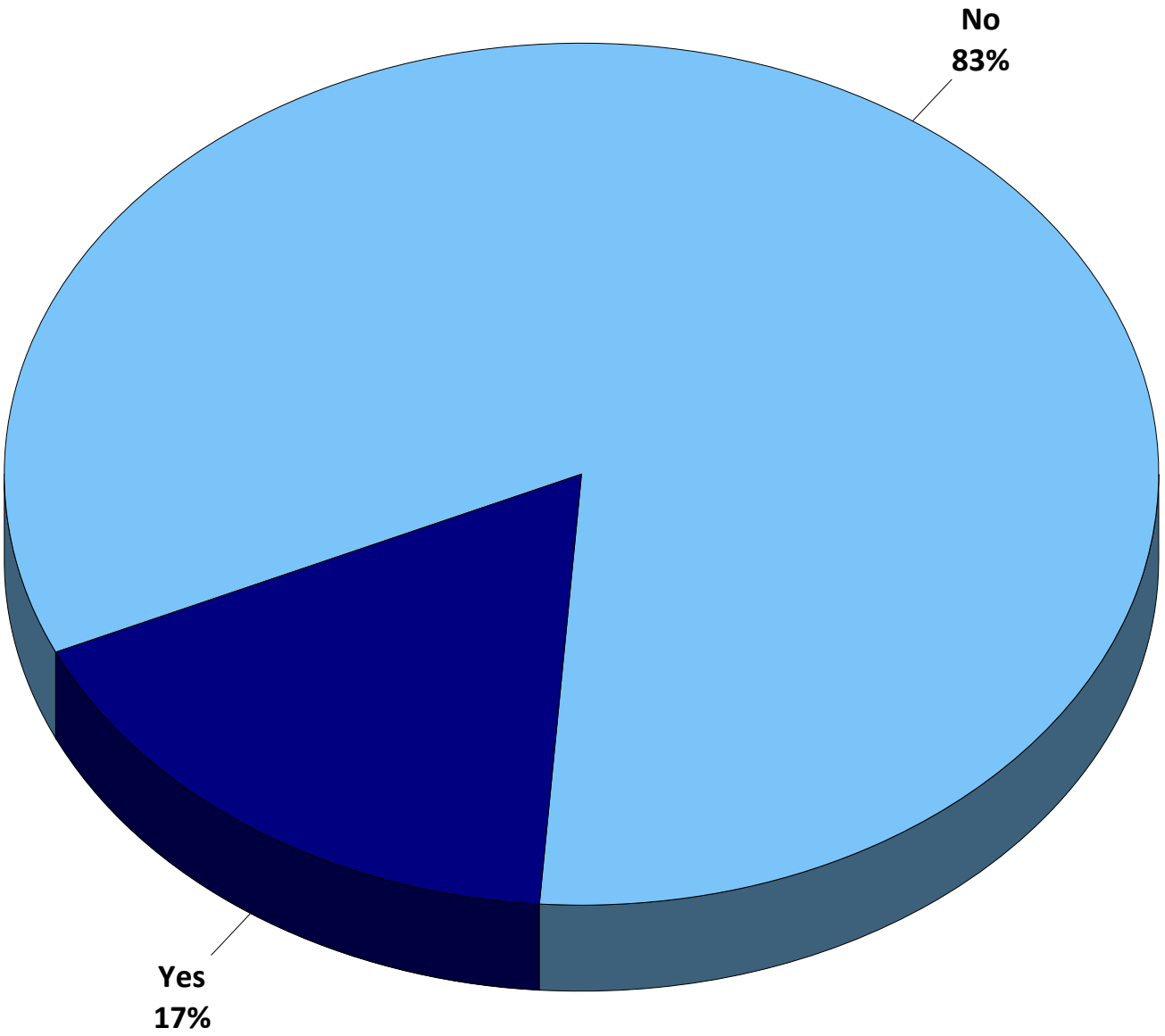

Q24. Which of the following best describes your race/ethnicity?

by percentage of respondents (multiple selections could be made)

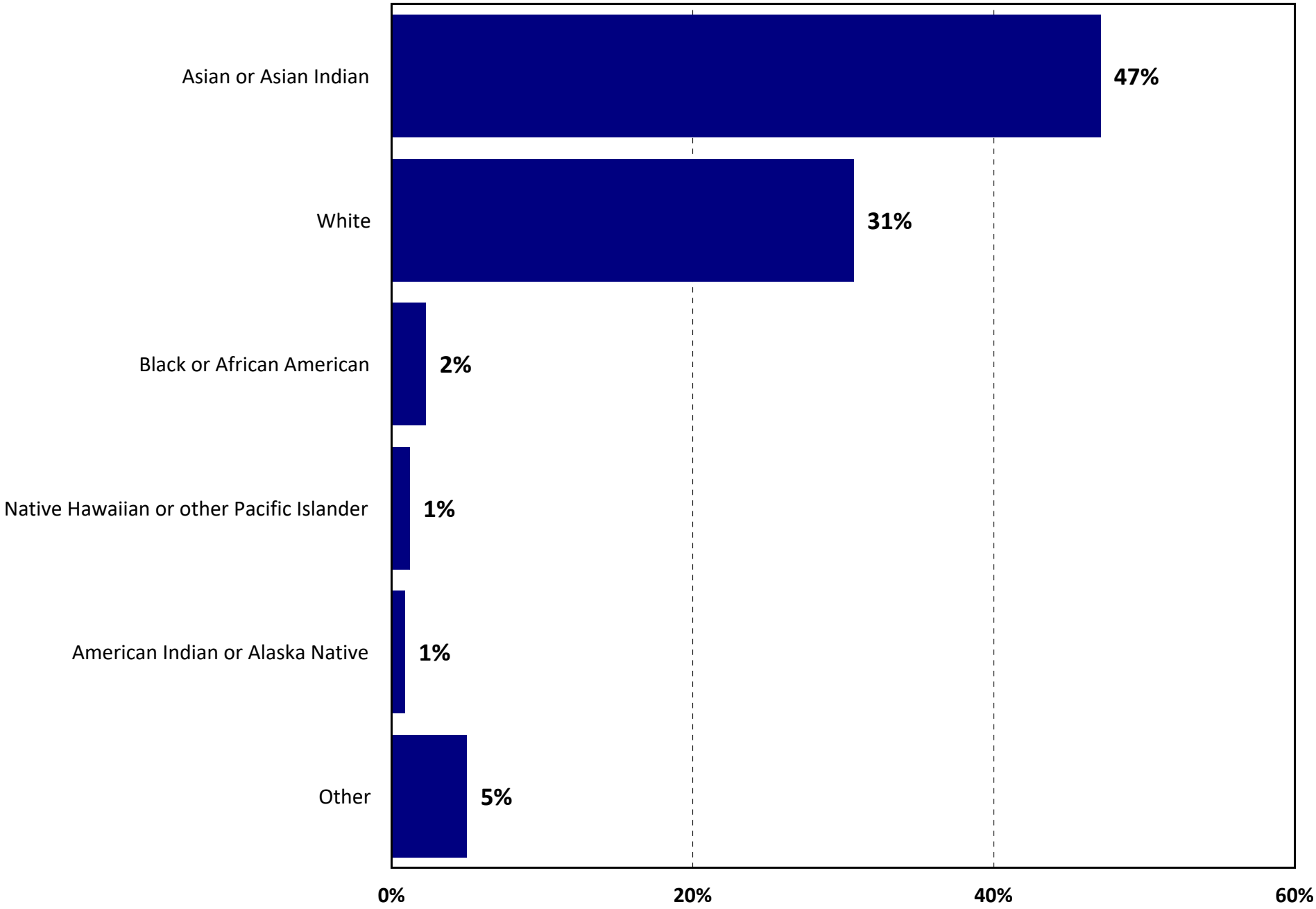

Q25. Your gender:

by percentage of respondents (excluding "prefer not to answer")

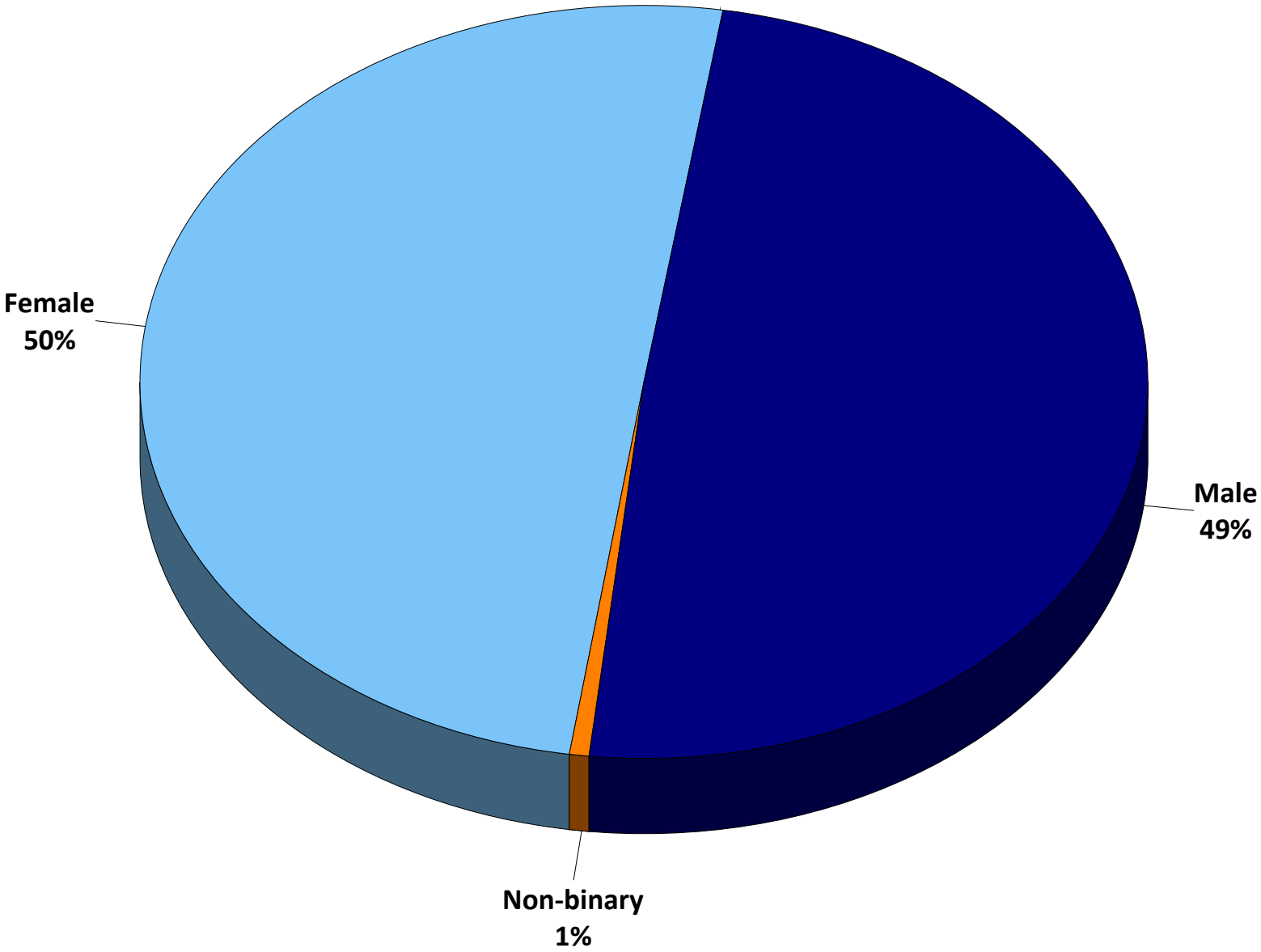

Q26. Your age:

by percentage of respondents

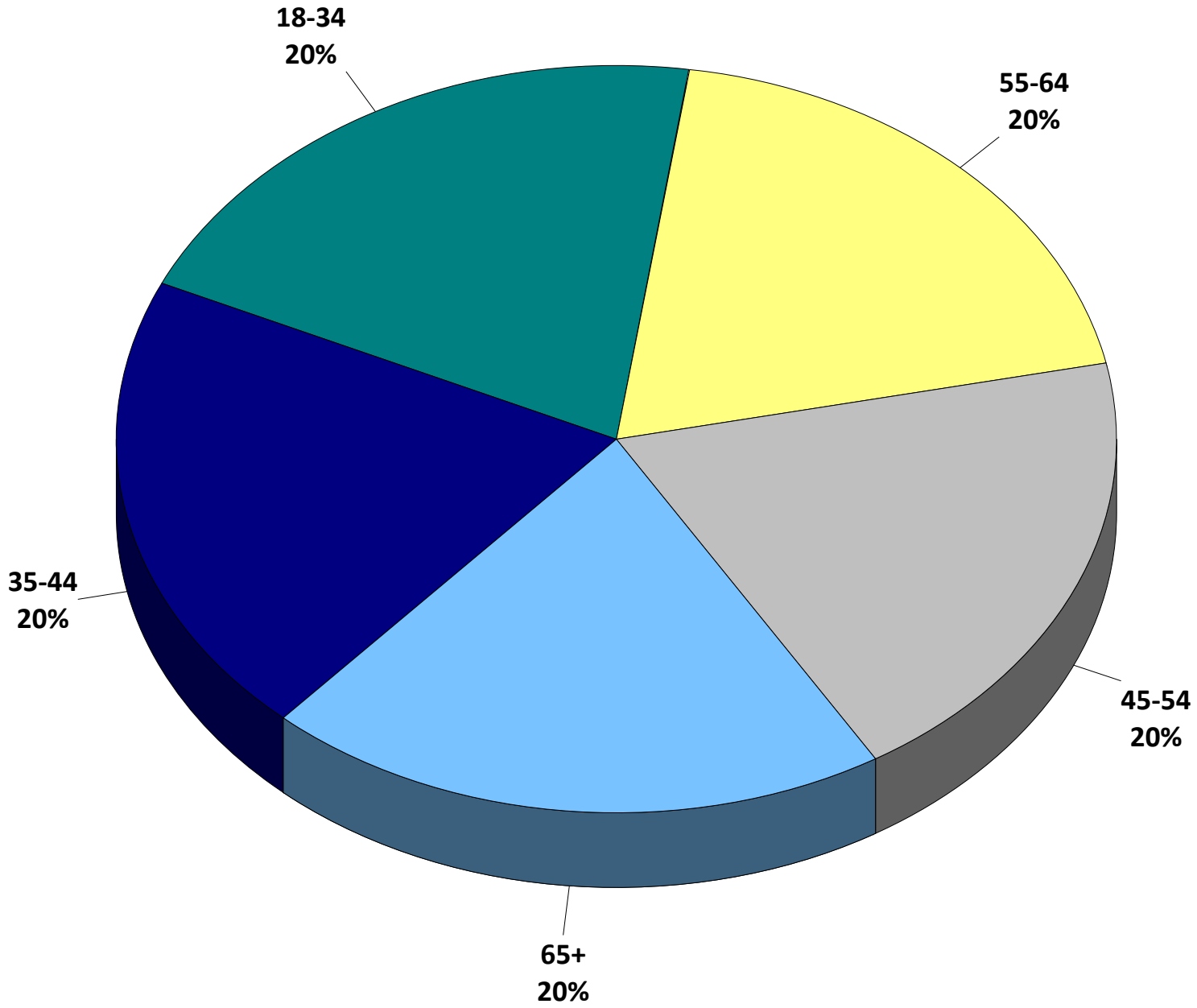

3 Benchmarks

National Benchmarks

Note: The benchmarking data contained in this report is protected intellectual property. Any reproduction of the benchmarking information in this report by persons or organizations not directly affiliated with the City of Santa Clara is not authorized without written consent from ETC Institute.

Have you/your household visited any parks or recreation facilities/amenities in your community during the past year?

by % of respondents

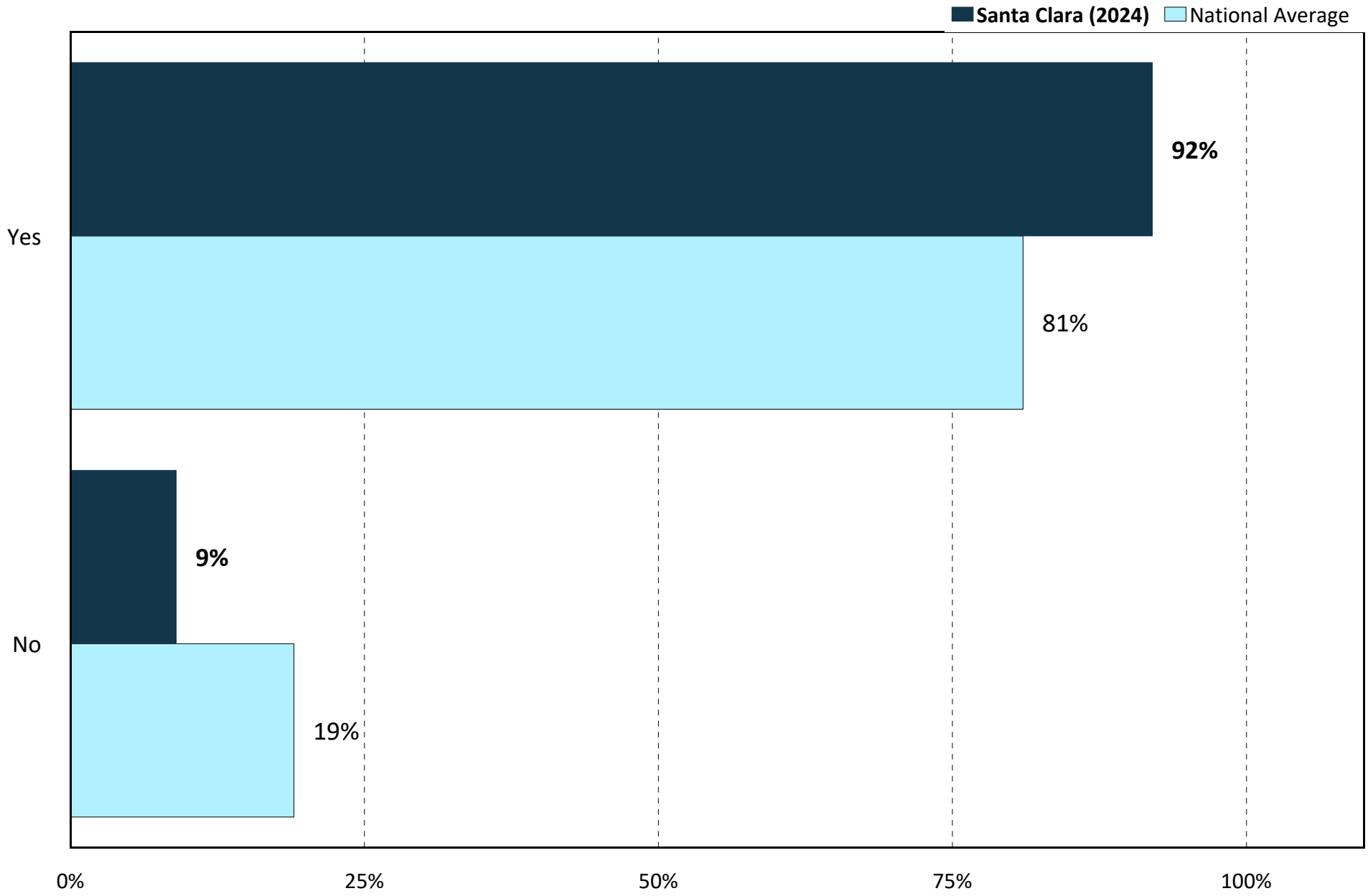

Please rate the overall condition of all the parks and recreation facilities/amenities you/your households have visited over the past year.

by % of respondents (excluding "not provided")

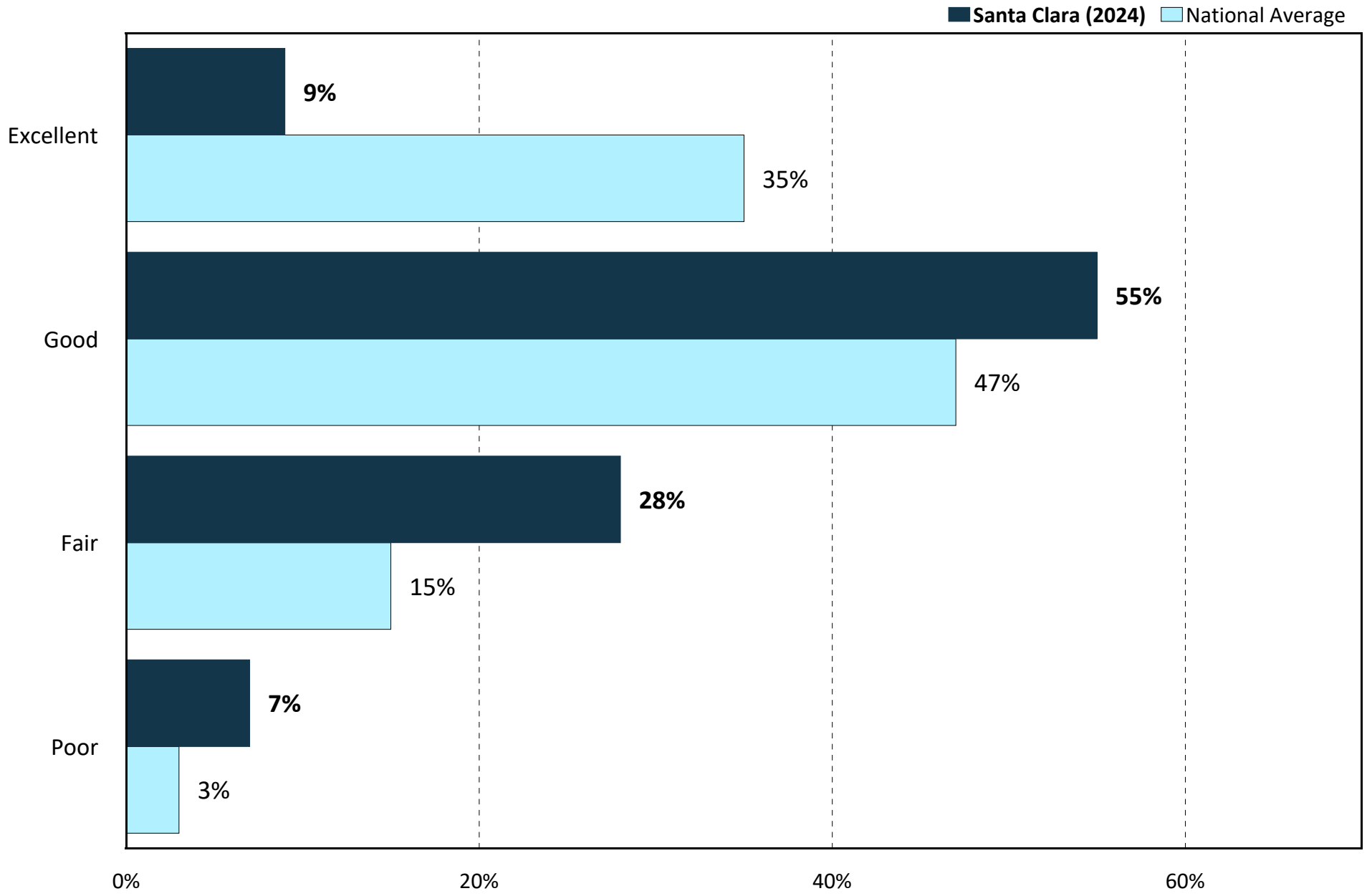

Have you/your household participated in any recreation programs offered in your community during the past year?

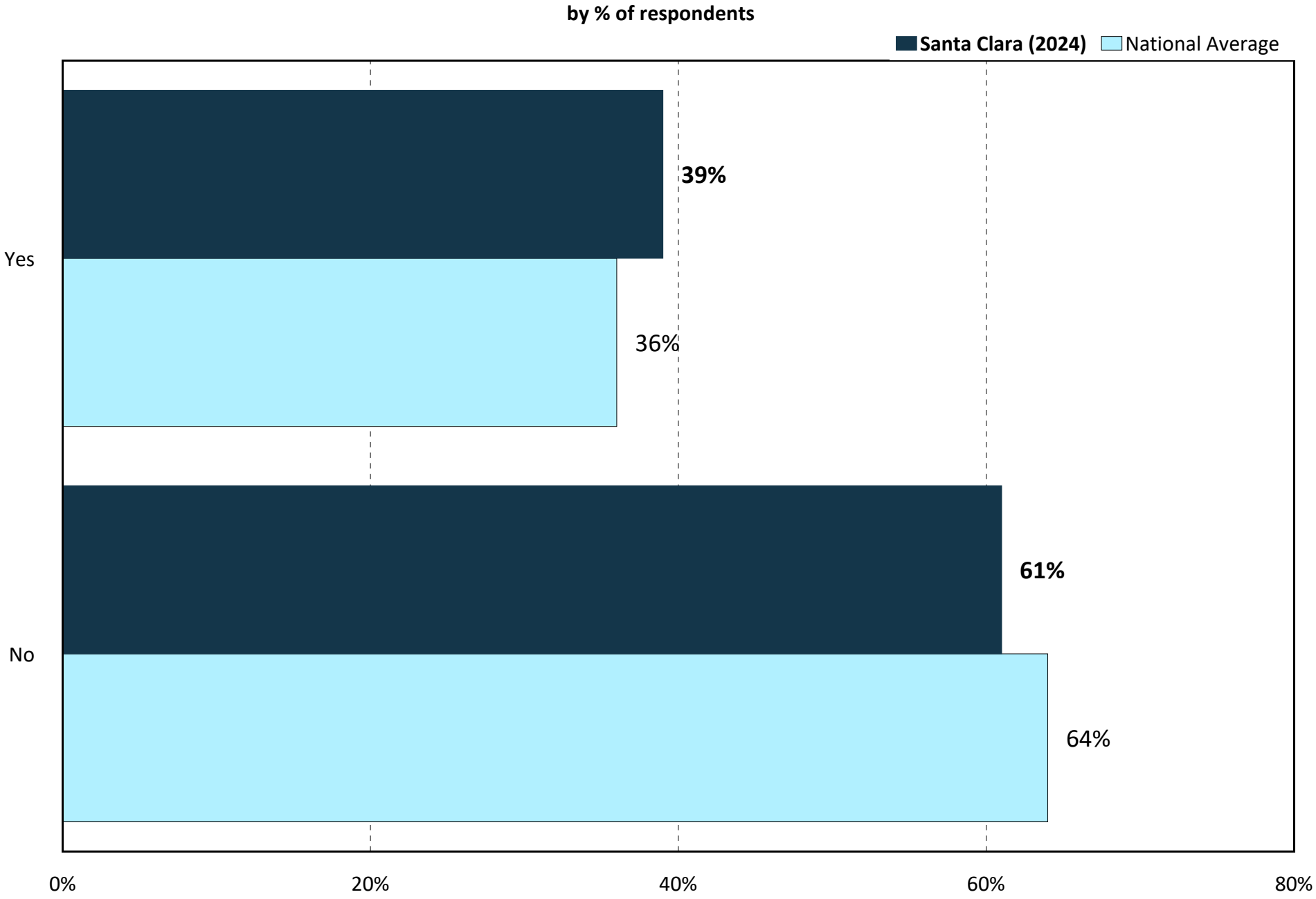

Please rate the overall condition of all the recreation programs and events you/your households have visited over the past year.

by % of respondents (excluding "not provided")

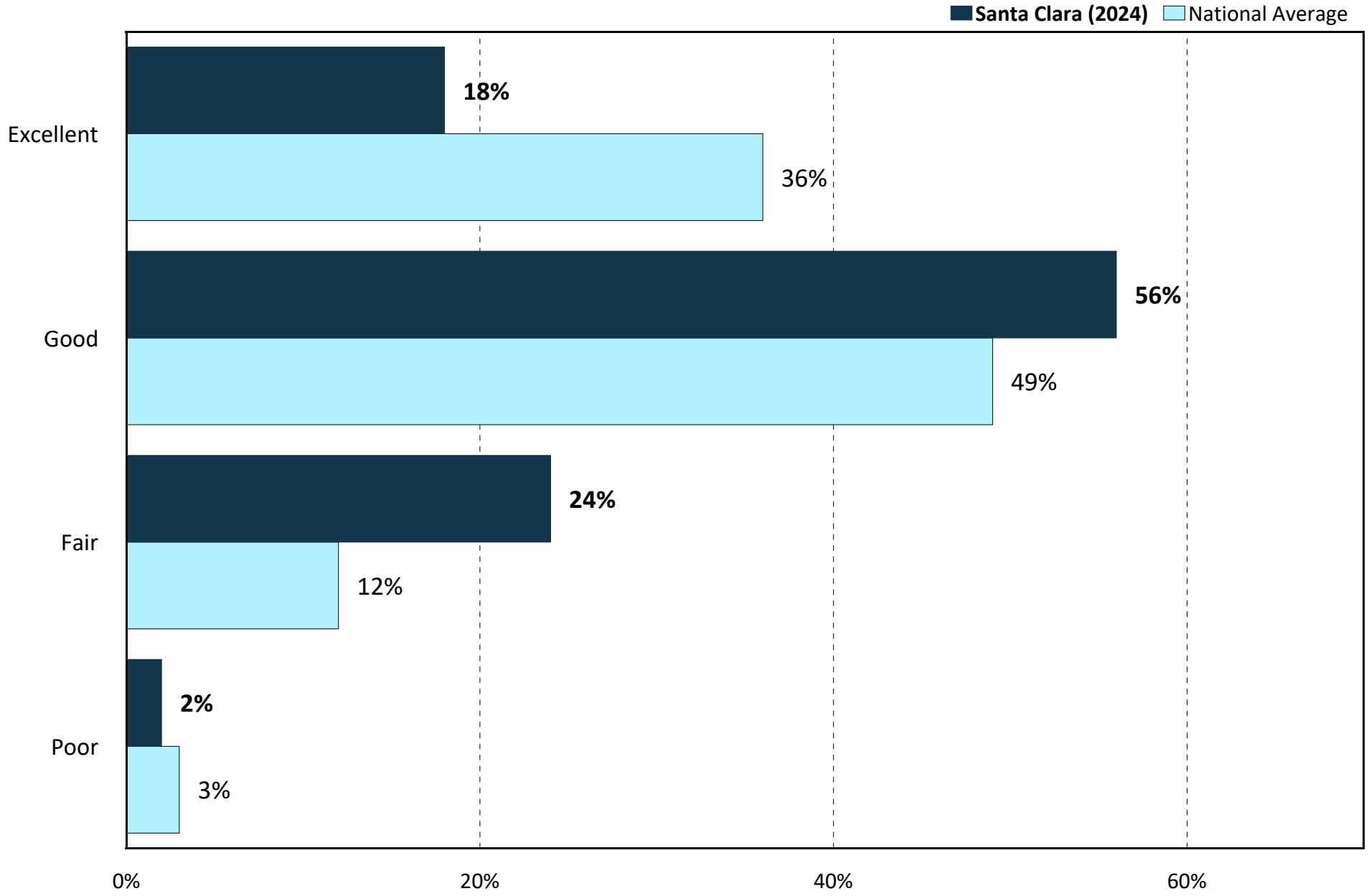

If your household has not participated in any recreation programs in your community during the past year, please check all of the reasons that prevent you from participating.

by % of respondents (multiple selections could be made)

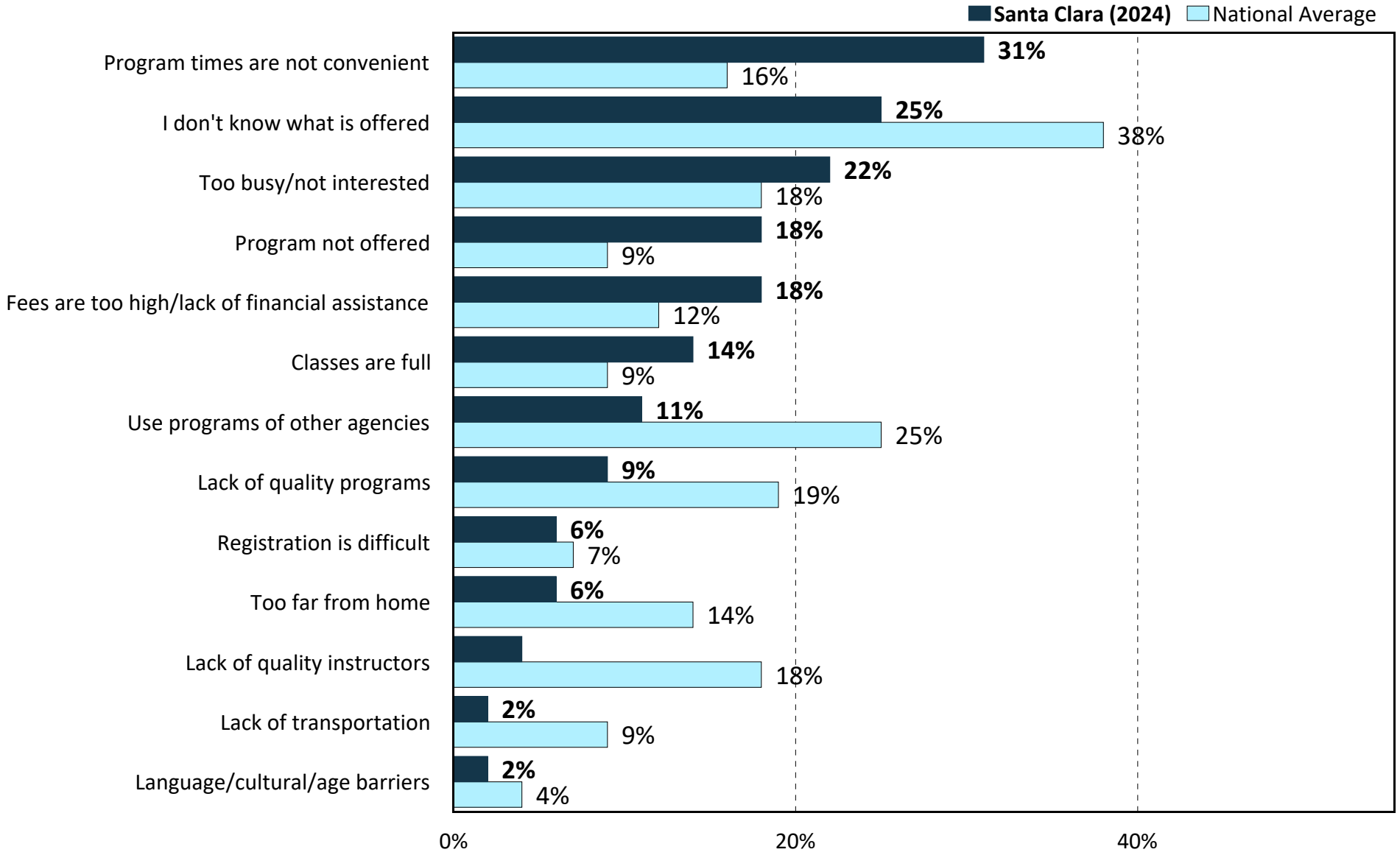

Please rate your overall level of satisfaction with the value your household receives from the parks and recreation programs, activities, and events offered in your community.

by % of respondents (excluding "don't know")

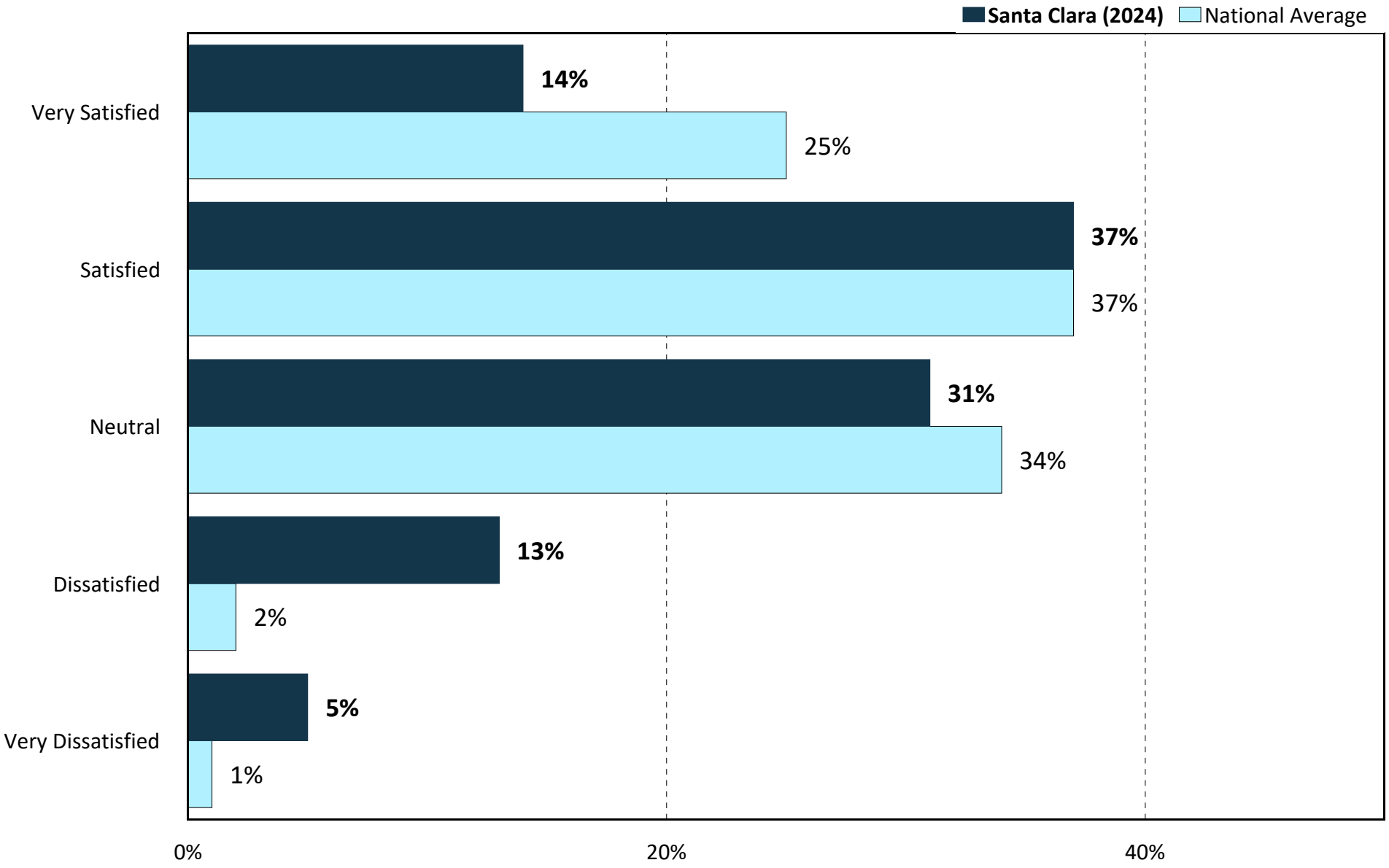

Please check all the ways you currently use to learn about parks and recreation programs, activities, and events in your community.

by % of respondents (multiple selections could be made)

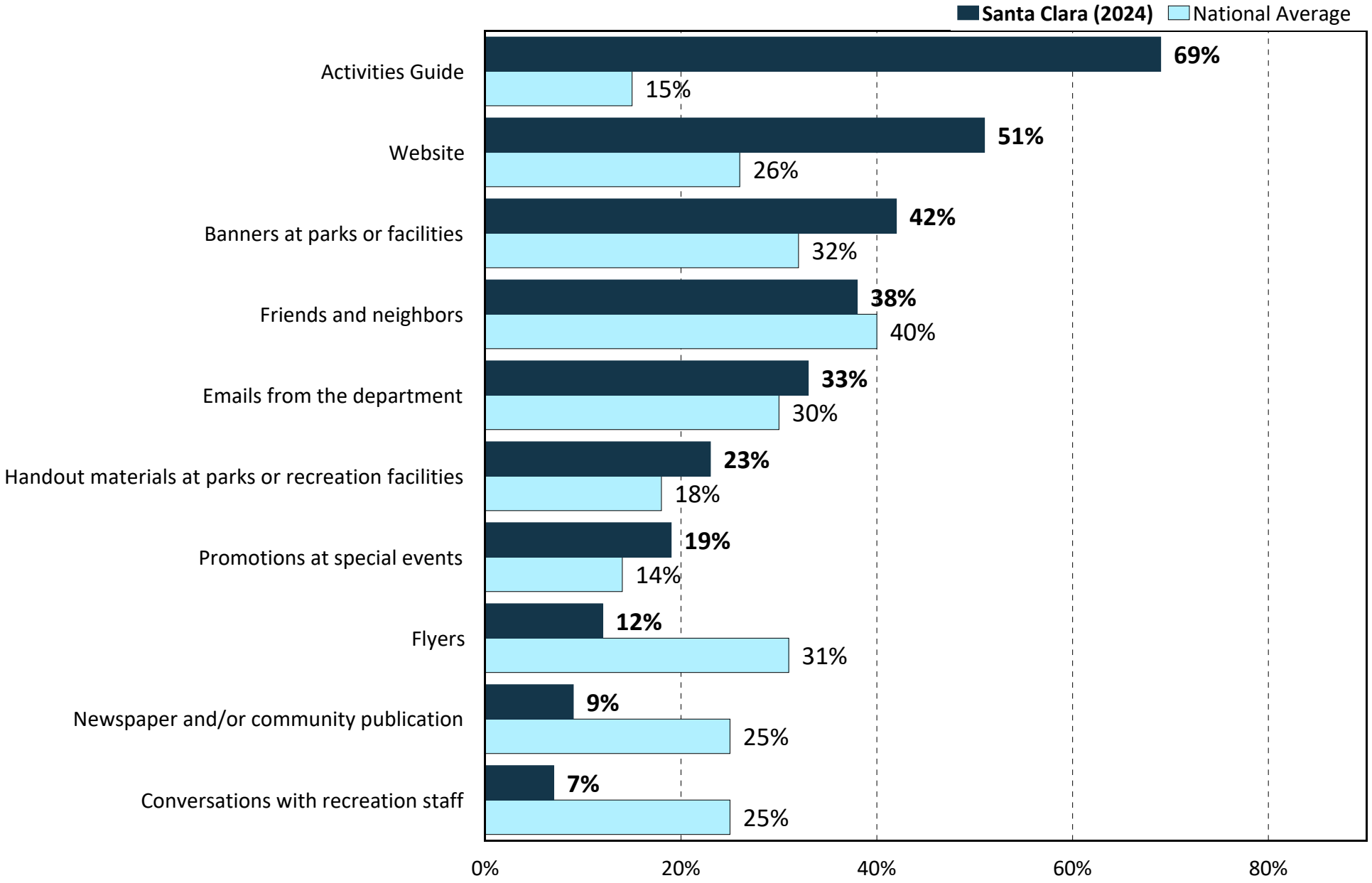

4 Priority Investment Ratings

Priority Investment Rating (PIR)

Overview

The Priority Investment Rating (PIR) was developed by ETC Institute to provide governments with an objective tool for evaluating the priority that should be placed on parks and recreation investments. The Priority Investment Rating was developed by ETC Institute to identify the facilities/programs residents think should receive the highest priority for investment. The Priority Investment Rating reflects the importance residents place on items (sum of top 4 choices) and the unmet needs (needs that are only being met 50% or less) for each facility/program relative to the facility/program that rated the highest overall. Since decisions related to future investments should consider both the level of unmet need and the importance of facilities/programs, the PIR weights each of these components equally.

The PIR reflects the sum of the Unmet Needs Rating and the Importance Rating as shown in the equation below:

$$PIR = UNR + IR$$

For example, suppose the Unmet Needs Rating for playgrounds is 26.5 (out of 100) and the Importance Rating for playgrounds is 52 (out of 100), the Priority Investment Rating for playgrounds would be 78.5 (out of 200).

How to Analyze the Charts:

- High Priority Areas are those with a PIR of at least 110. A rating of 110 or above generally indicates there is a relatively high level of unmet need and residents generally think it is important to fund improvements in these areas. Improvements in this area are likely to have a positive impact on the greatest number of households.

- Medium Priority Areas are those with a PIR of 70-109. A rating in this range generally indicates there is a medium to high level of unmet need or a significant percentage of residents generally think it is important to fund improvements in these areas.

- Low Priority Areas are those with a PIR below 49. A rating in this range generally indicates there is a relatively low level of unmet need and residents do not think it is important to fund improvements in these areas. Improvements may be warranted if the needs of very specialized populations are being targeted.

The following pages show the Unmet Needs Rating, Importance Rating, and Priority Investment Rating for facilities and programs.

Unmet Needs Rating for Facilities/Amenities

the rating for the item with the most unmet need=100
the rating of all other items reflects the relative amount of unmet need for each item compared to the item with the most unmet need

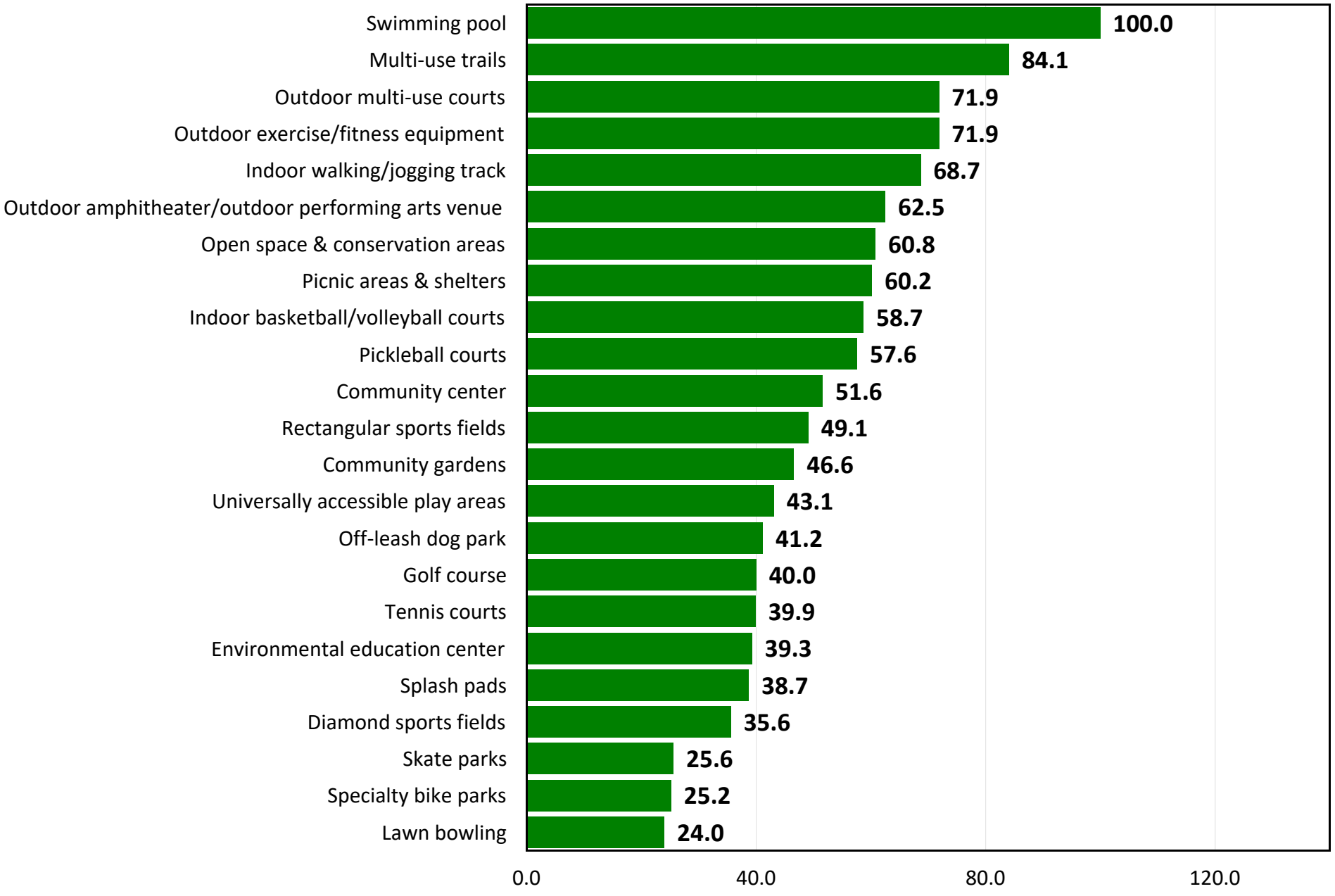

Importance Rating for Facilities/Amenitites

the rating for the item rated as the most important=100
the rating of all other items reflects the relative level of importance for each item compared to the item rated as the most important

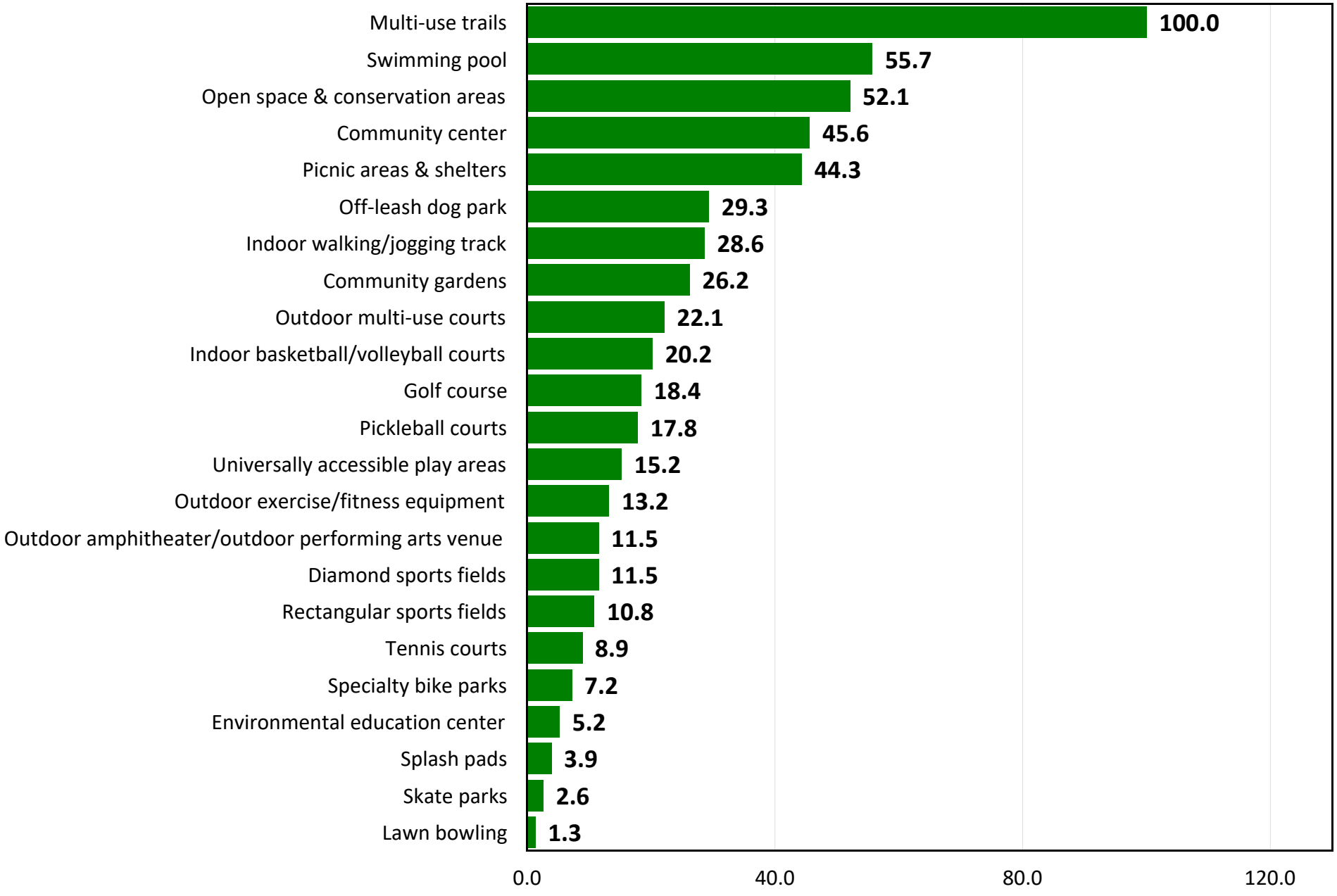

Top Priorities for Investment for Facilities/Amenities Based on Priority Investment Rating

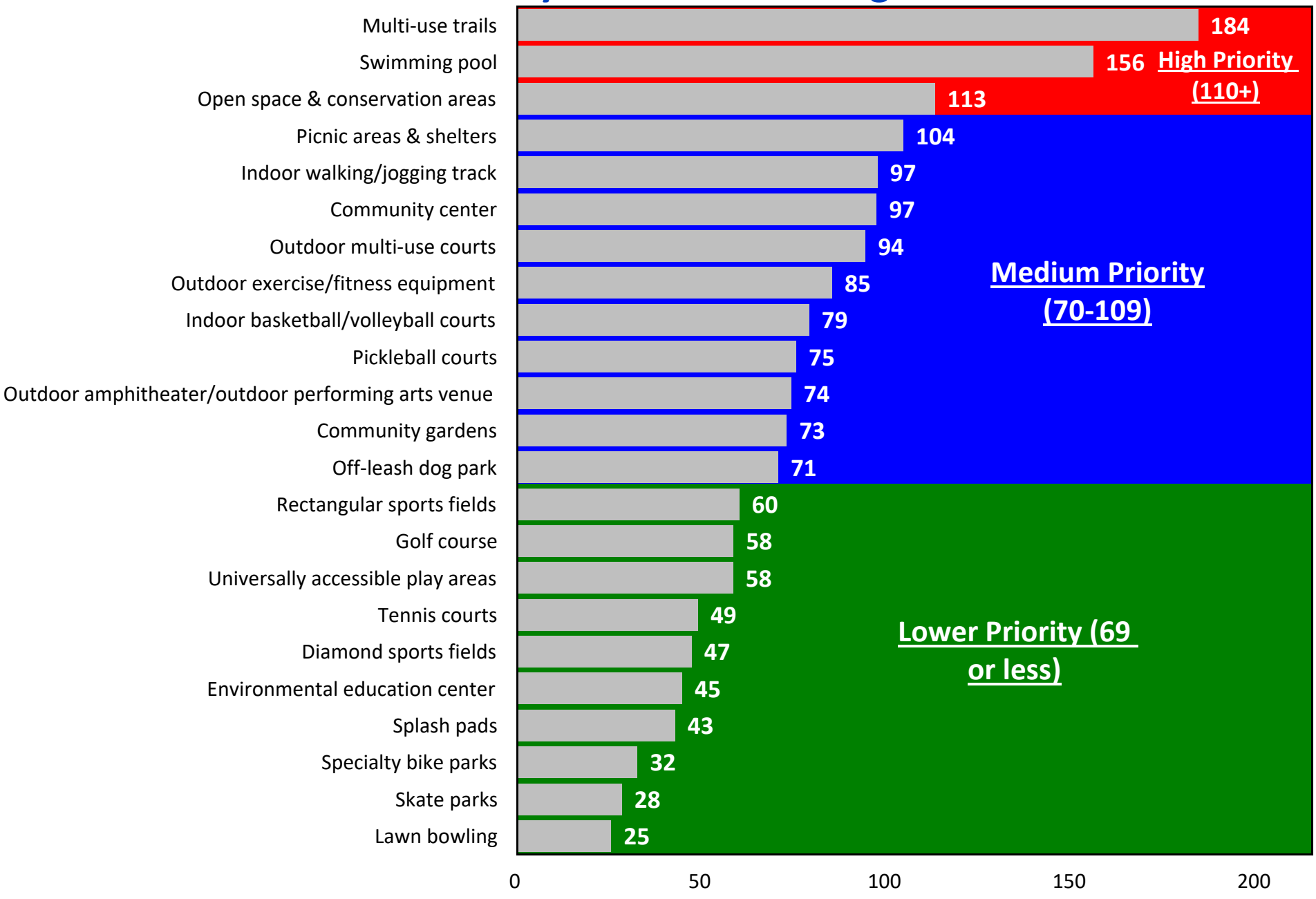

Unmet Needs Rating for Programs/Activities

the rating for the item with the most unmet need=100
the rating of all other items reflects the relative amount of unmet need for each item compared to the item with the most unmet need

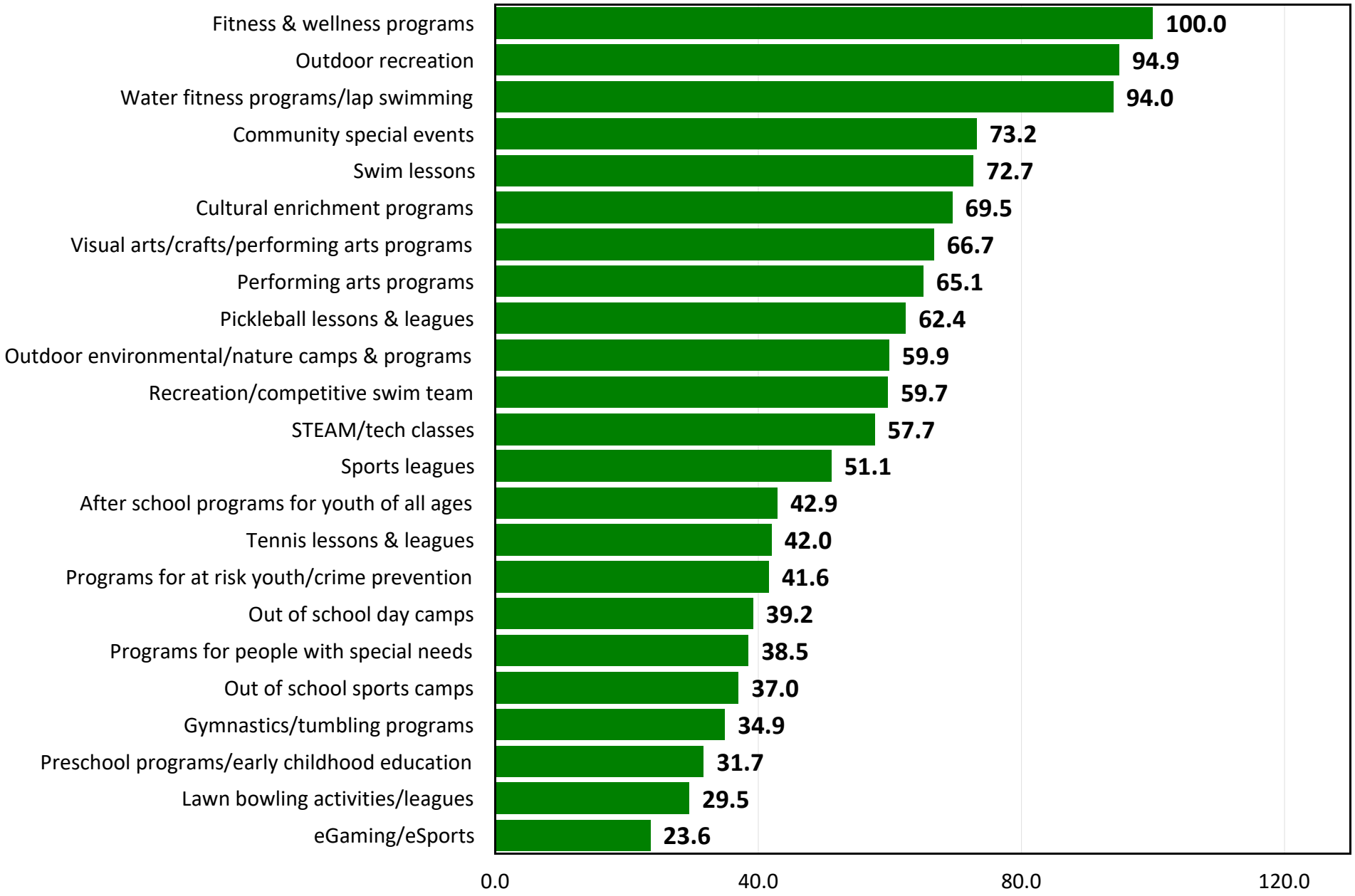

Importance Rating for Programs/Activities

the rating for the item rated as the most important=100
the rating of all other items reflects the relative level of importance for each item compared to the item rated as the most important

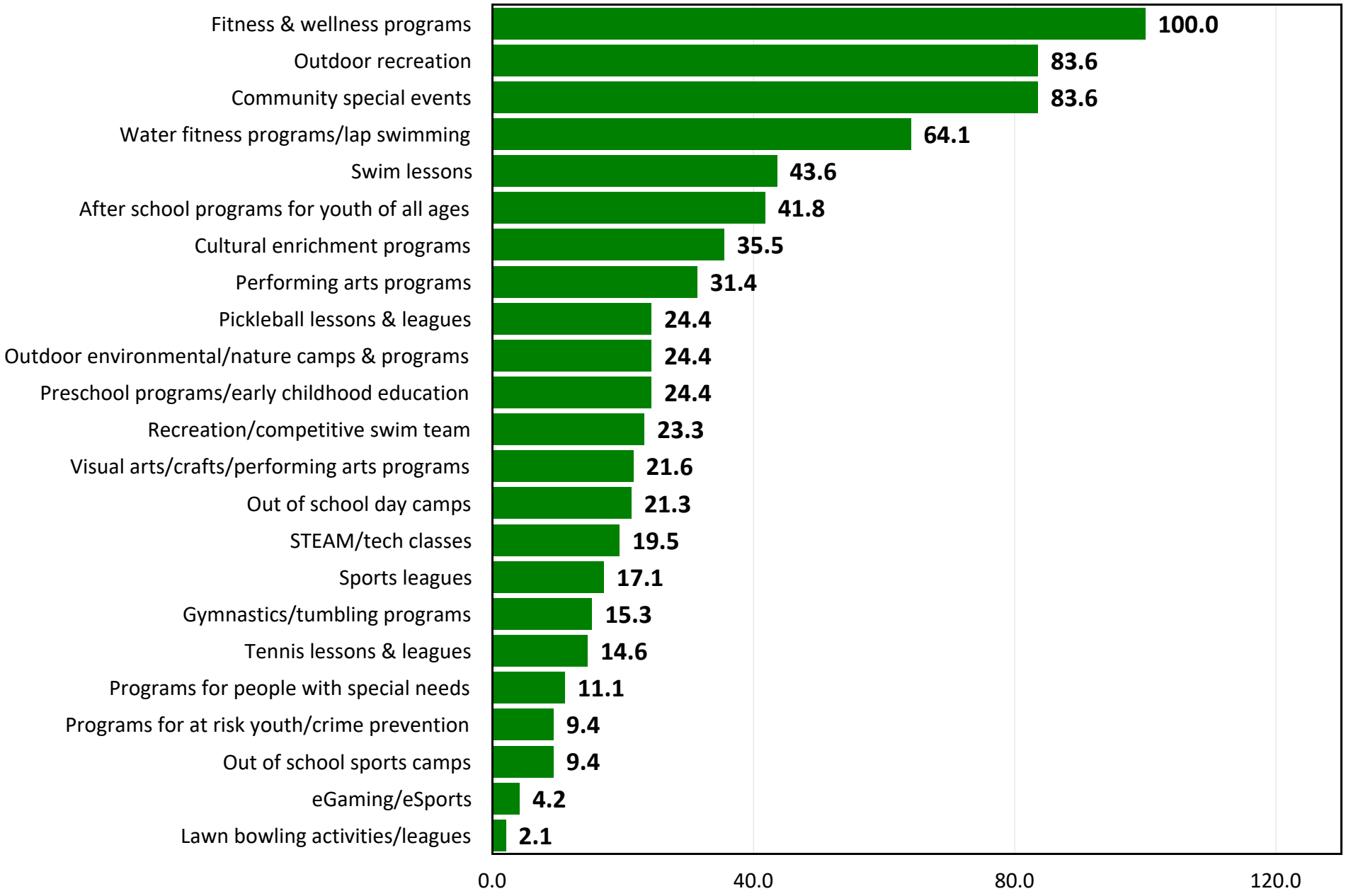

Top Priorities for Investment for Programs/Activities Based on Priority Investment Rating

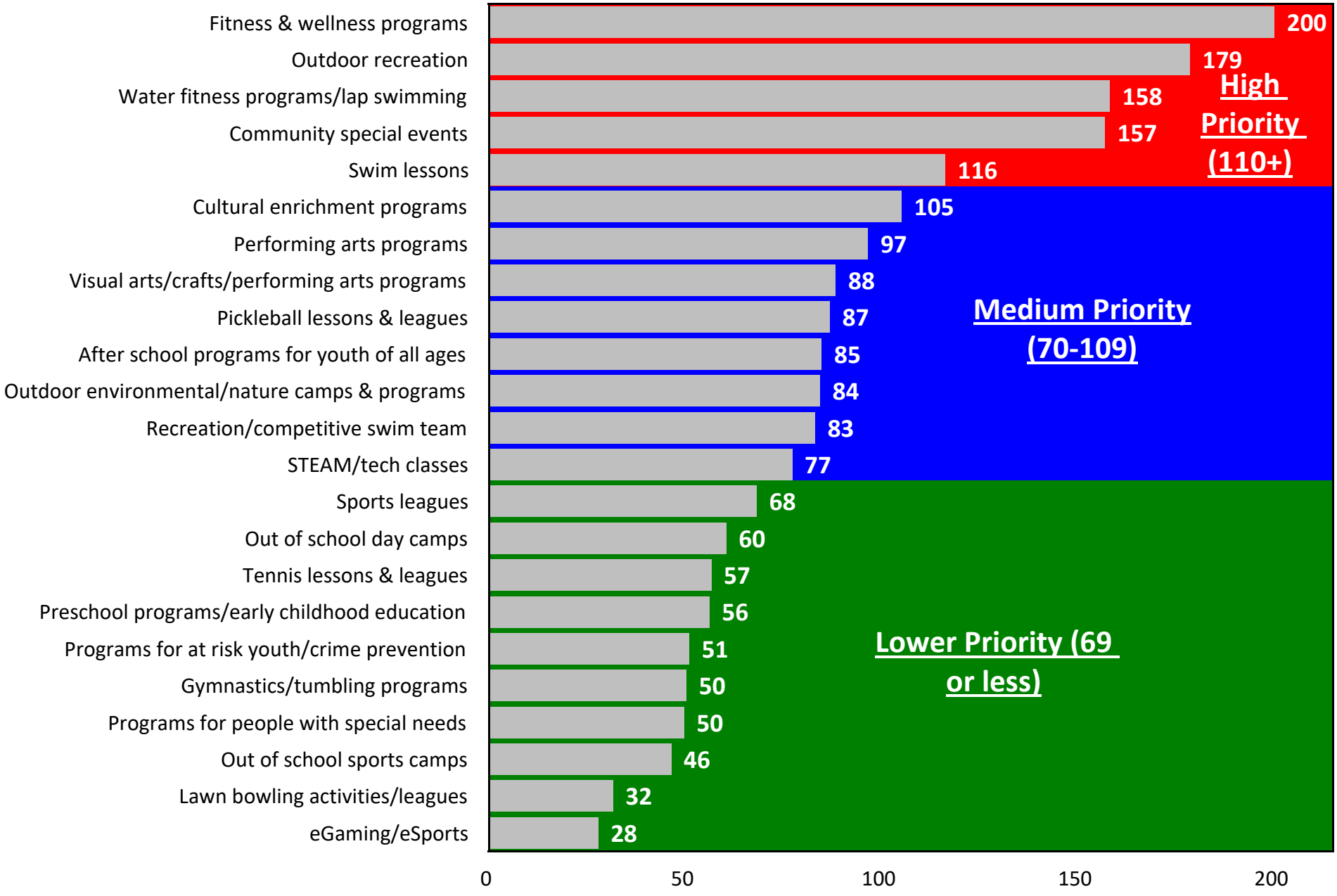

5 I-S Analysis

Importance-Satisfaction Analysis

Overview

Today, officials have limited resources which need to be targeted to the maintenance items that are of the most benefit to their residents. Two of the most important criteria for decision making are (1) to target resources toward the maintenance items with the highest importance to; and (2) to target resources toward those maintenance items where residents are the least satisfied. The Importance-Satisfaction (IS) rating is a unique tool that allows public officials to better understand both highly important decision-making criteria for each of the maintenance items that are assessed on the survey. This version of the Importance-Satisfaction rating is based on the maintenance items and utilizes the concept that public agencies will maximize overall resident satisfaction by emphasizing areas where the level of satisfaction is relatively low, and the perceived importance of the item is relatively high.

Methodology

The rating is calculated by summing the percentage of responses for the maintenance items selected as the first, second, and third most important maintenance item for the City to emphasize. The sum is then multiplied by 1 minus the percentage of respondents who indicated they were positively satisfied with the City's performance in the related area (the sum of the ratings of 4 and 5 on a 5-point scale excluding "Don't Know" responses). "Don't Know" responses are excluded from the calculation to ensure the satisfaction ratings among the maintenance activities are comparable. [IS=Importance x (1-Satisfaction)].

Respondents were asked to identify the maintenance item they think should receive the most emphasis from the City. Thirty-four percent (34%) of respondents selected ***Path/trail (paved) maintenance*** as one of the most important maintenance item for the City to emphasize. With regard to satisfaction, 56% of respondents surveyed rated the City's overall performance in ***Path/trail (paved) maintenance***, as a "4" or "5" on a 5-point scale (where "5" means "Very Satisfied") excluding "Don't Know" responses. The I-S rating for Number of ***Path/trail (paved) maintenance*** was calculated by multiplying the sum of the most important percentages by 1 minus the sum of the satisfaction percentages. In this example 34% was multiplied by 56% (1-0.5630). This calculation yielded an I-S rating of 0.1495 which ranked second out of eighteen maintenance categories.

The maximum rating is 1.00 and would be achieved when 100% of the respondents select an item as one of their top three choices to emphasize over the next two years and 0% indicate they are positively satisfied with the delivery of the maintenance items.

Importance-Satisfaction Analysis

The lowest rating is 0.00 and could be achieved under either of the following two situations:

- If 100% of the respondents were positively satisfied with the delivery of the maintenance items
- If none (0%) of the respondents selected a maintenance items as one for the three most important areas for the City to emphasize over the next two years.

Interpreting the Ratings

Ratings that are greater than or equal to 0.20 identify areas that should receive significantly more emphasis over the next two years. Ratings from 0.10 to 0.20 identify service areas that should receive increased emphasis. Ratings less than 0.10 should continue to receive the current level of emphasis.

- Definitely Increase Emphasis (IS>=0.20)
- Increase Current Emphasis (0.10<=IS<0.20)
- Maintain Current Emphasis (IS<0.10)

The results for Santa Clara, CA are provided on the following pages.

2024 Importance-Satisfaction Rating
Santa Clara, California
Maintenance

Category of Service	Most Important %	Most Important Rank	Satisfaction %	Satisfaction Rank	Importance-Satisfaction Rating	I-S Rating Rank
High Priority (IS .10-.20)						
Restroom maintenance	29%	2	36%	17	0.1858	1
Path/trail (paved) maintenance	34%	1	56%	5	0.1495	2
Graffiti removal/vandalism repair	27%	4	46%	11	0.1439	3
Trash/litter/waste pickup	27%	3	52%	7	0.1274	4
Medium Priority (IS <.10)						
Community/recreation/senior center maintenance	17%	6	48%	10	0.0868	5
Playground safety & maintenance	21%	5	60%	2	0.0850	6
Pool/splash pad/spray ground maintenance	12%	15	32%	18	0.0805	7
Athletic field maintenance	13%	10	45%	13	0.0724	8
Waterways/rivers/streams	13%	11	44%	14	0.0719	9
Natural area/conservation area management	14%	7	51%	8	0.0695	10
Trail (non-paved) maintenance	13%	9	51%	9	0.0663	11
Athletic outdoor court maintenance	12%	13	45%	12	0.0655	12
Urban forest/tree maintenance	13%	12	54%	6	0.0583	13
Pavilion/picnic area maintenance	13%	8	57%	4	0.0580	14
Landscape care (flower beds)	12%	14	57%	3	0.0513	15
Dog park (off leash) maintenance & care	8%	17	40%	15	0.0501	16
Mowing	11%	16	60%	1	0.0442	17
Specialized facility maintenance	2%	18	38%	16	0.0131	18

Note: The I-S Rating is calculated by multiplying the "Most Important" % by (1-'Satisfaction' %)

Most Important %: The "Most Important" percentage represents the sum of the first, second, and third most important responses for each item. Respondents were asked to identify the items they thought should be the City's top priorities.

Satisfaction %: The "Satisfaction" percentage represents the sum of the ratings "5" and "4" excluding 'don't knows.' Respondents ranked their level of satisfaction with each of the items on a scale of 5 to 1 with "5" being Very Satisfied and "1" being Very Dissatisfied.

© 2024 DirectionFinder by ETC Institute

6 Tabular Data

Q1. Including yourself, how many people in your household are...

	Mean	Sum
number	2.8	955
Under age 5	0.2	53
Ages 5-9	0.1	46
Ages 10-14	0.1	44
Ages 15-19	0.2	59
Ages 20-24	0.1	47
Ages 25-34	0.4	134
Ages 35-44	0.4	152
Ages 45-54	0.4	135
Ages 55-64	0.4	133
Ages 65-74	0.3	94
Ages 75-84	0.1	45
Ages 85+	0.0	13

Q2. Have you or any members of your household visited any parks or recreation facilities offered by the City of Santa Clara during the past 12 months?

Q2. Have your household members visited any City parks or recreation facilities during past 12 months	Number	Percent
Yes	313	91.5 %
No	29	8.5 %
Total	342	100.0 %

Q2a. How often do you visit Santa Clara parks and/or recreation facilities?

Q2a. How often do you visit Santa Clara parks and/or recreation facilities	Number	Percent
More than 5 times a week	46	14.7 %
2-4 times a week	101	32.3 %
Once a week	54	17.3 %
1-3 times a month	60	19.2 %
Less than once a month	49	15.7 %
Don't know	3	1.0 %
Total	313	100.0 %

WITHOUT DON'T KNOW

Q2a. How often do you visit Santa Clara parks and/or recreation facilities? (without "don't know")

Q2a. How often do you visit Santa Clara parks and/or recreation facilities	Number	Percent
More than 5 times a week	46	14.8 %
2-4 times a week	101	32.6 %
Once a week	54	17.4 %
1-3 times a month	60	19.4 %
Less than once a month	49	15.8 %
Total	310	100.0 %

Q2b. Overall, how would you rate the physical condition of ALL the City of Santa Clara parks and recreation facilities you have visited?

Q2b. How would you rate overall physical condition of all City parks & recreation facilities you have visited	Number	Percent
Excellent	29	9.3 %
Good	169	54.0 %
Fair	87	27.8 %
Poor	22	7.0 %
Not provided	6	1.9 %
Total	313	100.0 %

WITHOUT NOT PROVIDED

Q2b. Overall, how would you rate the physical condition of ALL the City of Santa Clara parks and recreation facilities you have visited? (without "not provided")

Q2b. How would you rate overall physical condition of all City parks & recreation facilities you have visited	Number	Percent
Excellent	29	9.4 %
Good	169	55.0 %
Fair	87	28.3 %
Poor	22	7.2 %
Total	307	100.0 %

Q2c. Please CHECK ALL the following reasons that you and members of your household currently use Santa Clara parks and recreation facilities.

Q2c. Reasons your household members currently use Santa Clara parks & recreation facilities	Number	Percent
Participate in a program/attend an event/league	92	29.4 %
Walk for exercise	245	78.3 %
Walk dog(s)	90	28.8 %
Play on a playground	96	30.7 %
Picnicking/family-friend gathering	92	29.4 %
People watch	41	13.1 %
Read a book	35	11.2 %
Hang out	86	27.5 %
Ride a bike	75	24.0 %
Run/jog	71	22.7 %
Go swimming/use a splash pad	57	18.2 %
Watch birds/wildlife	42	13.4 %
Play non-league/program sports (basketball, tennis, pickleball, soccer, lawn bowling)	80	25.6 %
Other	16	5.1 %
Total	1118	

Q2c-14. Other:

Q2c-14. Other	Number	Percent
Pickleball	2	12.5 %
Workout	2	12.5 %
Gym	1	6.3 %
Relax	1	6.3 %
Play with grandkids	1	6.3 %
Use gym at senior center	1	6.3 %
Sometimes just driving by and admiring our city parks	1	6.3 %
Attend Arts and Wine Festival	1	6.3 %
Walk kid	1	6.3 %
Grandkids	1	6.3 %
Doing fun stuff	1	6.3 %
Play catch with my son	1	6.3 %
Roller skate	1	6.3 %
BBQ in picnic areas	1	6.3 %
Total	16	100.0 %

Q3. Has your household participated in any recreation programs or activities offered by the City of Santa Clara during the past 12 months?

Q3. Has your household participated in any City recreation programs or activities during past 12 months	Number	Percent
Yes	134	39.2 %
No	208	60.8 %
Total	342	100.0 %

Q3a. How would you rate the overall quality of the City of Santa Clara recreation programs and/or activities in which your household has participated?

Q3a. How would you rate overall quality of City recreation programs and/or activities in which your household has participated	Number	Percent
Excellent	24	17.9 %
Good	73	54.5 %
Fair	31	23.1 %
Poor	3	2.2 %
Not provided	3	2.2 %
Total	134	100.0 %

WITHOUT NOT PROVIDED

Q3a. How would you rate the overall quality of the City of Santa Clara recreation programs and/or activities in which your household has participated? (without "not provided")

Q3a. How would you rate overall quality of City recreation programs and/or activities in which your household has participated	Number	Percent
Excellent	24	18.3 %
Good	73	55.7 %
Fair	31	23.7 %
Poor	3	2.3 %
Total	131	100.0 %

Q4. From the following list, please CHECK ALL the organizations that you or members of your household have used for recreation programs and activities during the past 12 months.

Q4. Organizations your household members have used for recreation programs & activities during past 12 months	Number	Percent
City of Santa Clara	228	66.7 %
Santa Clara County	117	34.2 %
Neighboring cities	141	41.2 %
Public/private schools	82	24.0 %
Places of worship (e.g., synagogues, churches)	69	20.2 %
Private & non-profit youth sports	44	12.9 %
Private summer camps	27	7.9 %
Private clubs (tennis, health, swim, fitness)	65	19.0 %
Homeowners association	25	7.3 %
Other	14	4.1 %
Total	812	

Q4-10. Other:

Q4-10. Other	Number	Percent
Senior center	2	15.4 %
Library	1	7.7 %
Events in parks	1	7.7 %
Open space authority	1	7.7 %
Mountain view swimming pool	1	7.7 %
Adult Ed at Unified FUHSD, YMCA	1	7.7 %
RPEA picnic	1	7.7 %
Private dance studio	1	7.7 %
Pacific Hockey Association, Sharks Ice	1	7.7 %
SENIOR CENTER	1	7.7 %
Cemetary	1	7.7 %
Sharr's Ice	1	7.7 %
Total	13	100.0 %

Q4a. If you or members of your household have used other organizations for recreation programs and activities, please CHECK ALL the following reasons as to why you do so.

Q4a. Reasons why your household has used other organizations for recreation programs & activities	Number	Percent
Quality of instructors	1	7.1 %
Newer facilities	3	21.4 %
Value of program matches the fee paid	1	7.1 %
Program times are more convenient	4	28.6 %
Offers programs that I am interested in	4	28.6 %
Closer to my home	1	7.1 %
Other	3	21.4 %
Total	17	

Q4a-7. Other:

Q4a-7. Other	Number	Percent
Good swimming pool	1	33.3 %
Santa Clara no longer has public golf facilities	1	33.3 %
No ice hockey in city parks	1	33.3 %
Total	3	100.0 %

Q5. Please CHECK ALL the following reasons that prevent you and members of your household from participating in the City of Santa Clara recreation programs or activities more often.

Q5. Reasons that prevent your household from participating in City recreation programs or activities more often	Number	Percent
Lack of quality instructors	13	3.8 %
Old & outdated facilities	84	24.6 %
Use programs offered by other agencies	37	10.8 %
I don't know what is offered	84	24.6 %
Lack of quality programs	32	9.4 %
Fees are too high	60	17.5 %
Too far from my home	20	5.8 %
Program times are not convenient	107	31.3 %
Classes are full	48	14.0 %
Program not offered	63	18.4 %
Registration is difficult	22	6.4 %
Poor customer service by staff	17	5.0 %
Lack of transportation	5	1.5 %
Lack of right program equipment	8	2.3 %
Too busy/not interested	75	21.9 %
Lack of trust in government	5	1.5 %
Language/cultural barriers	5	1.5 %
Other	20	5.8 %
Total	705	

Q5-18. Other

- courts are not in good condition, not available
- For use of field, priority is not given to Santa Clara residents, pool are all closing, organizations from other cities are taking resident spots. Restrictions at skate park are to rigorous. Take a page out of Sunnyvale park and rec and open things up to residents
- health issues
- Hours of operation
- Ill health and fear of Covid.
- Interested, but too busy
- Lack of cycling infrastructure, if it is too difficult to walk or bike to, better to stay safe at home
- Lazy
- No facility for special/disabled.
- no good swimming pool
- no indoor lap swimming pool
- Not enough offerings
- post covid inertia, health
- prioritized other activity
- sanitation issues
- SPOUSE TOO DISABLED
- too few fitness classes for adults after work hours
- TRAVELING
- We are satisfied with walking daily for exercise. Do not go out at night anymore.
- work full time, age

Q6. Please indicate how well your needs are being met for each of the facilities/amenities listed below on a scale of 4 to 1, where 4 means your needs are "Fully Met," and 1 means your needs are "Not Met" at all.

(N=342)

	Fully met	Mostly met	Partly met	Not met	No need
Q6-1. Community center (multi-use space for all ages)	11.7%	15.8%	14.6%	9.9%	48.0%
Q6-2. Community gardens	10.2%	15.2%	11.7%	10.5%	52.3%
Q6-3. Diamond sports fields (e.g., baseball, softball)	5.0%	8.8%	10.2%	6.7%	69.3%
Q6-4. Environmental education center	3.2%	7.3%	7.9%	10.8%	70.8%
Q6-5. Golf course	3.2%	4.7%	5.3%	13.7%	73.1%
Q6-6. Indoor basketball/volleyball courts (indoor gyms)	2.6%	6.1%	9.9%	18.1%	63.2%
Q6-7. Indoor walking/jogging track	4.4%	7.0%	9.9%	22.8%	55.8%
Q6-8. Lawn bowling	4.4%	4.4%	5.6%	5.8%	79.8%
Q6-9. Multi-use trails (biking, walking, jogging, hiking)	15.5%	21.9%	25.7%	14.3%	22.5%
Q6-10. Off-leash dog park	8.2%	7.6%	10.8%	8.8%	64.6%
Q6-11. Open space & conservation areas	13.5%	29.5%	19.9%	9.1%	28.1%
Q6-12. Outdoor amphitheater/outdoor performing arts venue	6.4%	12.6%	15.8%	14.0%	51.2%
Q6-13. Outdoor exercise/fitness equipment	5.3%	11.4%	18.4%	15.8%	49.1%
Q6-14. Outdoor multi-use courts (basketball, badminton, pickleball, tennis)	7.9%	12.6%	18.1%	16.1%	45.3%
Q6-15. Pickleball courts (dedicated)	2.9%	4.4%	9.6%	17.8%	65.2%
Q6-16. Picnic areas & shelters	16.4%	22.8%	20.8%	7.9%	32.2%
Q6-17. Rectangular sports fields (e.g., football, lacrosse, rugby, soccer)	4.7%	10.8%	13.2%	10.2%	61.1%
Q6-18. Skate parks	3.5%	6.1%	6.1%	6.1%	78.1%
Q6-19. Specialty bike parks (BMX park/pump track)	2.6%	5.3%	5.6%	6.4%	80.1%
Q6-20. Splash pads	1.8%	3.5%	8.5%	9.9%	76.3%

Q6. Please indicate how well your needs are being met for each of the facilities/amenities listed below on a scale of 4 to 1, where 4 means your needs are "Fully Met," and 1 means your needs are "Not Met" at all.

	Fully met	Mostly met	Partly met	Not met	No need
Q6-21. Swimming pool	4.4%	9.9%	18.4%	29.2%	38.0%
Q6-22. Tennis courts (dedicated)	6.4%	10.5%	12.6%	6.4%	64.0%
Q6-23. Universally accessible play areas	9.4%	14.6%	15.5%	5.0%	55.6%
Q6-24. Other	0.3%	0.6%	0.9%	1.2%	97.1%

WITHOUT NO NEED

Q6. Please indicate how well your needs are being met for each of the facilities/amenities listed below on a scale of 4 to 1, where 4 means your needs are "Fully Met," and 1 means your needs are "Not Met" at all. (without "no need")

(N=342)

	Fully met	Mostly met	Partly met	Not met
Q6-1. Community center (multi-use space for all ages)	22.5%	30.3%	28.1%	19.1%
Q6-2. Community gardens	21.5%	31.9%	24.5%	22.1%
Q6-3. Diamond sports fields (e.g., baseball, softball)	16.2%	28.6%	33.3%	21.9%
Q6-4. Environmental education center	11.0%	25.0%	27.0%	37.0%
Q6-5. Golf course	12.0%	17.4%	19.6%	51.1%
Q6-6. Indoor basketball/volleyball courts (indoor gyms)	7.1%	16.7%	27.0%	49.2%
Q6-7. Indoor walking/jogging track	9.9%	15.9%	22.5%	51.7%
Q6-8. Lawn bowling	21.7%	21.7%	27.5%	29.0%
Q6-9. Multi-use trails (biking, walking, jogging, hiking)	20.0%	28.3%	33.2%	18.5%
Q6-10. Off-leash dog park	23.1%	21.5%	30.6%	24.8%
Q6-11. Open space & conservation areas	18.7%	41.1%	27.6%	12.6%
Q6-12. Outdoor amphitheater/outdoor performing arts venue	13.2%	25.7%	32.3%	28.7%
Q6-13. Outdoor exercise/fitness equipment	10.3%	22.4%	36.2%	31.0%
Q6-14. Outdoor multi-use courts (basketball, badminton, pickleball, tennis)	14.4%	23.0%	33.2%	29.4%
Q6-15. Pickleball courts (dedicated)	8.4%	12.6%	27.7%	51.3%
Q6-16. Picnic areas & shelters	24.1%	33.6%	30.6%	11.6%
Q6-17. Rectangular sports fields (e.g., football, lacrosse, rugby, soccer)	12.0%	27.8%	33.8%	26.3%
Q6-18. Skate parks	16.0%	28.0%	28.0%	28.0%
Q6-19. Specialty bike parks (BMX park/pump track)	13.2%	26.5%	27.9%	32.4%
Q6-20. Splash pads	7.4%	14.8%	35.8%	42.0%

WITHOUT NO NEED

Q6. Please indicate how well your needs are being met for each of the facilities/amenities listed below on a scale of 4 to 1, where 4 means your needs are "Fully Met," and 1 means your needs are "Not Met" at all. (without "no need")

	Fully met	Mostly met	Partly met	Not met
Q6-21. Swimming pool	7.1%	16.0%	29.7%	47.2%
Q6-22. Tennis courts (dedicated)	17.9%	29.3%	35.0%	17.9%
Q6-23. Universally accessible play areas	21.1%	32.9%	34.9%	11.2%
Q6-24. Other	10.0%	20.0%	30.0%	40.0%

Q6-24. Other:

Q6-24. Other	Number	Percent
Senior Center	2	20.0 %
Indoor badminton or outdoor badminton nets	1	10.0 %
Play structures	1	10.0 %
PARKS WITH KIDS PLAY AREAS	1	10.0 %
Indoor gym and pool at senior center	1	10.0 %
Playgrounds	1	10.0 %
Roller Hockey	1	10.0 %
18-hole golf course	1	10.0 %
NEED DOG PARK	1	10.0 %
Total	10	100.0 %

Q7. Which FOUR facilities/amenities from the list in Question 6 are MOST IMPORTANT to your household?

Q7. Top choice	Number	Percent
Community center (multi-use space for all ages)	35	10.2 %
Community gardens	4	1.2 %
Diamond sports fields (e.g., baseball, softball)	9	2.6 %
Environmental education center	2	0.6 %
Golf course	16	4.7 %
Indoor basketball/volleyball courts (indoor gyms)	8	2.3 %
Indoor walking/jogging track	15	4.4 %
Multi-use trails (biking, walking, jogging, hiking)	61	17.8 %
Off-leash dog park	17	5.0 %
Open space & conservation areas	23	6.7 %
Outdoor amphitheater/outdoor performing arts venue	2	0.6 %
Outdoor exercise/fitness equipment	3	0.9 %
Outdoor multi-use courts (basketball, badminton, pickleball, tennis)	8	2.3 %
Pickleball courts (dedicated)	4	1.2 %
Picnic areas & shelters	21	6.1 %
Rectangular sports fields (e.g., football, lacrosse, rugby, soccer)	12	3.5 %
Skate parks	2	0.6 %
Specialty bike parks (BMX park/pump track)	4	1.2 %
Swimming pool	38	11.1 %
Tennis courts (dedicated)	7	2.0 %
Universally accessible play areas	14	4.1 %
None chosen	37	10.8 %
Total	342	100.0 %

Q7. Which FOUR facilities/amenities from the list in Question 6 are MOST IMPORTANT to your household?

Q7. 2nd choice	Number	Percent
Community center (multi-use space for all ages)	16	4.7 %
Community gardens	18	5.3 %
Diamond sports fields (e.g., baseball, softball)	3	0.9 %
Environmental education center	4	1.2 %
Golf course	9	2.6 %
Indoor basketball/volleyball courts (indoor gyms)	13	3.8 %
Indoor walking/jogging track	14	4.1 %
Multi-use trails (biking, walking, jogging, hiking)	61	17.8 %
Off-leash dog park	13	3.8 %
Open space & conservation areas	32	9.4 %
Outdoor amphitheater/outdoor performing arts venue	10	2.9 %
Outdoor exercise/fitness equipment	8	2.3 %
Outdoor multi-use courts (basketball, badminton, pickleball, tennis)	12	3.5 %
Pickleball courts (dedicated)	11	3.2 %
Picnic areas & shelters	28	8.2 %
Rectangular sports fields (e.g., football, lacrosse, rugby, soccer)	3	0.9 %
Specialty bike parks (BMX park/pump track)	3	0.9 %
Splash pads	2	0.6 %
Swimming pool	25	7.3 %
Tennis courts (dedicated)	3	0.9 %
Universally accessible play areas	3	0.9 %
None chosen	51	14.9 %
Total	342	100.0 %

Q7. Which FOUR facilities/amenities from the list in Question 6 are MOST IMPORTANT to your household?

Q7. 3rd choice	Number	Percent
Community center (multi-use space for all ages)	21	6.1 %
Community gardens	19	5.6 %
Diamond sports fields (e.g., baseball, softball)	6	1.8 %
Environmental education center	2	0.6 %
Golf course	4	1.2 %
Indoor basketball/volleyball courts (indoor gyms)	11	3.2 %
Indoor walking/jogging track	16	4.7 %
Lawn bowling	2	0.6 %
Multi-use trails (biking, walking, jogging, hiking)	36	10.5 %
Off-leash dog park	16	4.7 %
Open space & conservation areas	27	7.9 %
Outdoor amphitheater/outdoor performing arts venue	6	1.8 %
Outdoor exercise/fitness equipment	10	2.9 %
Outdoor multi-use courts (basketball, badminton, pickleball, tennis)	15	4.4 %
Pickleball courts (dedicated)	13	3.8 %
Picnic areas & shelters	21	6.1 %
Rectangular sports fields (e.g., football, lacrosse, rugby, soccer)	2	0.6 %
Skate parks	2	0.6 %
Specialty bike parks (BMX park/pump track)	4	1.2 %
Splash pads	4	1.2 %
Swimming pool	25	7.3 %
Tennis courts (dedicated)	4	1.2 %
Universally accessible play areas	7	2.0 %
None chosen	69	20.2 %
Total	342	100.0 %

Q7. Which FOUR facilities/amenities from the list in Question 6 are MOST IMPORTANT to your household?

Q7. 4th choice	Number	Percent
Community center (multi-use space for all ages)	14	4.1 %
Community gardens	26	7.6 %
Diamond sports fields (e.g., baseball, softball)	2	0.6 %
Environmental education center	6	1.8 %
Golf course	8	2.3 %
Indoor basketball/volleyball courts (indoor gyms)	11	3.2 %
Indoor walking/jogging track	7	2.0 %
Lawn bowling	2	0.6 %
Multi-use trails (biking, walking, jogging, hiking)	18	5.3 %
Off-leash dog park	10	2.9 %
Open space & conservation areas	20	5.8 %
Outdoor amphitheater/outdoor performing arts venue	13	3.8 %
Outdoor exercise/fitness equipment	13	3.8 %
Outdoor multi-use courts (basketball, badminton, pickleball, tennis)	8	2.3 %
Pickleball courts (dedicated)	1	0.3 %
Picnic areas & shelters	22	6.4 %
Rectangular sports fields (e.g., football, lacrosse, rugby, soccer)	8	2.3 %
Skate parks	1	0.3 %
Specialty bike parks (BMX park/pump track)	3	0.9 %
Splash pads	5	1.5 %
Swimming pool	20	5.8 %
Tennis courts (dedicated)	4	1.2 %
Universally accessible play areas	17	5.0 %
None chosen	103	30.1 %
Total	342	100.0 %

SUM OF TOP 4 CHOICES

Q7. Which FOUR facilities/amenities from the list in Question 6 are MOST IMPORTANT to your household? (top 4)

Q7. Top choice	Number	Percent
Community center (multi-use space for all ages)	86	25.1 %
Community gardens	67	19.6 %
Diamond sports fields (e.g., baseball, softball)	20	5.8 %
Environmental education center	14	4.1 %
Golf course	37	10.8 %
Indoor basketball/volleyball courts (indoor gyms)	43	12.6 %
Indoor walking/jogging track	52	15.2 %
Lawn bowling	4	1.2 %
Multi-use trails (biking, walking, jogging, hiking)	176	51.5 %
Off-leash dog park	56	16.4 %
Open space & conservation areas	102	29.8 %
Outdoor amphitheater/outdoor performing arts venue	31	9.1 %
Outdoor exercise/fitness equipment	34	9.9 %
Outdoor multi-use courts (basketball, badminton, pickleball, tennis)	43	12.6 %
Pickleball courts (dedicated)	29	8.5 %
Picnic areas & shelters	92	26.9 %
Rectangular sports fields (e.g., football, lacrosse, rugby, soccer)	25	7.3 %
Skate parks	5	1.5 %
Specialty bike parks (BMX park/pump track)	14	4.1 %
Splash pads	11	3.2 %
Swimming pool	108	31.6 %
Tennis courts (dedicated)	18	5.3 %
Universally accessible play areas	41	12.0 %
None chosen	37	10.8 %
Total	1145	

Q8. Please indicate how well your needs are being met for each of the programs/activities listed below on a scale of 4 to 1, where 4 means your needs are "Fully Met," and 1 means your needs are "Not Met" at all.

(N=342)

	Fully met	Mostly met	Partly met	Not met	No need
Q8-1. After school programs for youth of all ages	2.6%	5.0%	9.6%	7.3%	75.4%
Q8-2. Community special events	9.6%	17.8%	17.8%	11.1%	43.6%
Q8-3. Cultural enrichment programs	6.1%	12.0%	17.8%	9.6%	54.4%
Q8-4. eGaming/eSports	1.5%	2.3%	2.9%	6.4%	86.8%
Q8-5. Fitness & wellness programs	5.3%	14.9%	22.8%	16.7%	40.4%
Q8-6. Gymnastics/tumbling programs	2.9%	4.7%	5.6%	8.2%	78.7%
Q8-7. Lawn bowling activities/leagues	2.0%	2.9%	5.3%	6.4%	83.3%
Q8-8. Out of school day camps	2.3%	3.2%	7.6%	7.9%	78.9%
Q8-9. Out of school sports camps	2.3%	4.1%	6.4%	8.2%	78.9%
Q8-10. Outdoor environmental/nature camps & programs	3.5%	6.4%	12.3%	11.4%	66.4%
Q8-11. Outdoor recreation (hiking, canoe, kayak, archery, etc.)	4.4%	8.8%	13.7%	23.7%	49.4%
Q8-12. Performing arts programs (dance/ music)	3.5%	8.2%	15.2%	10.5%	62.6%
Q8-13. Pickleball lessons & leagues	1.8%	3.5%	9.1%	15.5%	70.2%
Q8-14. Preschool programs/early childhood education	2.6%	4.4%	5.8%	6.7%	80.4%
Q8-15. Programs for at risk youth/crime prevention	1.2%	3.2%	7.0%	9.4%	79.2%
Q8-16. Programs for people with special needs	1.5%	3.5%	6.1%	9.1%	79.8%
Q8-17. Recreation/competitive swim team	2.0%	3.2%	6.1%	17.5%	71.1%
Q8-18. Sports leagues	3.8%	7.3%	8.8%	11.4%	68.7%
Q8-19. STEAM (science, technology, engineering, arts & mathematics)/tech classes	2.6%	7.6%	11.7%	11.1%	67.0%
Q8-20. Swim lessons	3.8%	5.8%	13.2%	15.5%	61.7%

Q8. Please indicate how well your needs are being met for each of the programs/activities listed below on a scale of 4 to 1, where 4 means your needs are "Fully Met," and 1 means your needs are "Not Met" at all.

	Fully met	Mostly met	Partly met	Not met	No need
Q8-21. Tennis lessons & leagues	2.9%	5.8%	7.0%	9.6%	74.6%
Q8-22. Visual arts/crafts/performing arts programs	4.4%	7.9%	14.3%	12.0%	61.4%
Q8-23. Water fitness programs/lap swimming	4.1%	4.1%	15.5%	21.6%	54.7%
Q8-24. Other	0.3%	0.3%	0.0%	1.2%	98.2%

WITHOUT NO NEED

Q8. Please indicate how well your needs are being met for each of the programs/activities listed below on a scale of 4 to 1, where 4 means your needs are "Fully Met," and 1 means your needs are "Not Met" at all. (without "no need")

(N=342)

	Fully met	Mostly met	Partly met	Not met
Q8-1. After school programs for youth of all ages	10.7%	20.2%	39.3%	29.8%
Q8-2. Community special events	17.1%	31.6%	31.6%	19.7%
Q8-3. Cultural enrichment programs	13.5%	26.3%	39.1%	21.2%
Q8-4. eGaming/eSports	11.1%	17.8%	22.2%	48.9%
Q8-5. Fitness & wellness programs	8.8%	25.0%	38.2%	27.9%
Q8-6. Gymnastics/tumbling programs	13.7%	21.9%	26.0%	38.4%
Q8-7. Lawn bowling activities/leagues	12.3%	17.5%	31.6%	38.6%
Q8-8. Out of school day camps	11.1%	15.3%	36.1%	37.5%
Q8-9. Out of school sports camps	11.1%	19.4%	30.6%	38.9%
Q8-10. Outdoor environmental/nature camps & programs	10.4%	19.1%	36.5%	33.9%
Q8-11. Outdoor recreation (hiking, canoe, kayak, archery, etc.)	8.7%	17.3%	27.2%	46.8%
Q8-12. Performing arts programs (dance/ music)	9.4%	21.9%	40.6%	28.1%
Q8-13. Pickleball lessons & leagues	5.9%	11.8%	30.4%	52.0%
Q8-14. Preschool programs/early childhood education	13.4%	22.4%	29.9%	34.3%
Q8-15. Programs for at risk youth/crime prevention	5.6%	15.5%	33.8%	45.1%
Q8-16. Programs for people with special needs	7.2%	17.4%	30.4%	44.9%
Q8-17. Recreation/competitive swim team	7.1%	11.1%	21.2%	60.6%
Q8-18. Sports leagues	12.1%	23.4%	28.0%	36.4%
Q8-19. STEAM (science, technology, engineering, arts & mathematics)/tech classes	8.0%	23.0%	35.4%	33.6%
Q8-20. Swim lessons	9.9%	15.3%	34.4%	40.5%

WITHOUT NO NEED

Q8. Please indicate how well your needs are being met for each of the programs/activities listed below on a scale of 4 to 1, where 4 means your needs are "Fully Met," and 1 means your needs are "Not Met" at all. (without "no need")

	Fully met	Mostly met	Partly met	Not met
Q8-21. Tennis lessons & leagues	11.5%	23.0%	27.6%	37.9%
Q8-22. Visual arts/crafts/performing arts programs	11.4%	20.5%	37.1%	31.1%
Q8-23. Water fitness programs/lap swimming	9.0%	9.0%	34.2%	47.7%
Q8-24. Other	16.7%	16.7%	0.0%	66.7%

Q8-24. Other

- badminton
- basketball league
- basketball league
- Golf
- Parks for my grandkids to play at when they visit. We like the remodeled Westwood oaks and Homeridge playgrounds
- physical fitness area

Q9. Which FOUR programs/activities from the list in Question 8 are MOST IMPORTANT to your household?

Q9. Top choice	Number	Percent
After school programs for youth of all ages	23	6.7 %
Community special events	40	11.7 %
Cultural enrichment programs	11	3.2 %
Fitness & wellness programs	38	11.1 %
Gymnastics/tumbling programs	7	2.0 %
Lawn bowling activities/leagues	1	0.3 %
Out of school day camps	4	1.2 %
Out of school sports camps	3	0.9 %
Outdoor environmental/nature camps & programs	6	1.8 %
Outdoor recreation (hiking, canoe, kayak, archery, etc.)	29	8.5 %
Performing arts programs (dance/music)	9	2.6 %
Pickleball lessons & leagues	11	3.2 %
Preschool programs/early childhood education	13	3.8 %
Programs for at risk youth/crime prevention	1	0.3 %
Recreation/competitive swim team	11	3.2 %
Sports leagues	1	0.3 %
STEAM (science, technology, engineering, arts & mathematics)/ tech classes	4	1.2 %
Swim lessons	13	3.8 %
Tennis lessons & leagues	6	1.8 %
Visual arts/crafts/performing arts programs	2	0.6 %
Water fitness programs/lap swimming	32	9.4 %
None chosen	77	22.5 %
Total	342	100.0 %

Q9. Which FOUR programs/activities from the list in Question 8 are MOST IMPORTANT to your household?

Q9. 2nd choice	Number	Percent
After school programs for youth of all ages	12	3.5 %
Community special events	23	6.7 %
Cultural enrichment programs	13	3.8 %
eGaming/eSports	4	1.2 %
Fitness & wellness programs	32	9.4 %
Gymnastics/tumbling programs	5	1.5 %
Lawn bowling activities/leagues	1	0.3 %
Out of school day camps	8	2.3 %
Out of school sports camps	4	1.2 %
Outdoor environmental/nature camps & programs	10	2.9 %
Outdoor recreation (hiking, canoe, kayak, archery, etc.)	23	6.7 %
Performing arts programs (dance/music)	10	2.9 %
Pickleball lessons & leagues	8	2.3 %
Preschool programs/early childhood education	7	2.0 %
Programs for at risk youth/crime prevention	3	0.9 %
Programs for people with special needs	2	0.6 %
Recreation/competitive swim team	8	2.3 %
Sports leagues	8	2.3 %
STEAM (science, technology, engineering, arts & mathematics)/ tech classes	5	1.5 %
Swim lessons	20	5.8 %
Tennis lessons & leagues	6	1.8 %
Visual arts/crafts/performing arts programs	6	1.8 %
Water fitness programs/lap swimming	20	5.8 %
None chosen	104	30.4 %
Total	342	100.0 %

Q9. Which FOUR programs/activities from the list in Question 8 are MOST IMPORTANT to your household?

Q9. 3rd choice	Number	Percent
After school programs for youth of all ages	6	1.8 %
Community special events	19	5.6 %
Cultural enrichment programs	11	3.2 %
Fitness & wellness programs	28	8.2 %
Gymnastics/tumbling programs	3	0.9 %
Out of school day camps	9	2.6 %
Out of school sports camps	2	0.6 %
Outdoor environmental/nature camps & programs	8	2.3 %
Outdoor recreation (hiking, canoe, kayak, archery, etc.)	30	8.8 %
Performing arts programs (dance/music)	12	3.5 %
Pickleball lessons & leagues	5	1.5 %
Preschool programs/early childhood education	4	1.2 %
Programs for at risk youth/crime prevention	5	1.5 %
Programs for people with special needs	9	2.6 %
Recreation/competitive swim team	4	1.2 %
Sports leagues	8	2.3 %
STEAM (science, technology, engineering, arts & mathematics)/ tech classes	10	2.9 %
Swim lessons	10	2.9 %
Tennis lessons & leagues	2	0.6 %
Visual arts/crafts/performing arts programs	13	3.8 %
Water fitness programs/lap swimming	11	3.2 %
None chosen	133	38.9 %
Total	342	100.0 %

Q9. Which FOUR programs/activities from the list in Question 8 are MOST IMPORTANT to your household?

Q9. 4th choice	Number	Percent
After school programs for youth of all ages	9	2.6 %
Community special events	6	1.8 %
Cultural enrichment programs	12	3.5 %
Fitness & wellness programs	10	2.9 %
Gymnastics/tumbling programs	7	2.0 %
Lawn bowling activities/leagues	1	0.3 %
Out of school day camps	3	0.9 %
Out of school sports camps	10	2.9 %
Outdoor environmental/nature camps & programs	11	3.2 %
Outdoor recreation (hiking, canoe, kayak, archery, etc.)	22	6.4 %
Performing arts programs (dance/music)	9	2.6 %
Pickleball lessons & leagues	9	2.6 %
Preschool programs/early childhood education	5	1.5 %
Programs for at risk youth/crime prevention	7	2.0 %
Programs for people with special needs	5	1.5 %
Recreation/competitive swim team	5	1.5 %
Sports leagues	10	2.9 %
STEAM (science, technology, engineering, arts & mathematics)/ tech classes	8	2.3 %
Swim lessons	12	3.5 %
Tennis lessons & leagues	6	1.8 %
Visual arts/crafts/performing arts programs	7	2.0 %
Water fitness programs/lap swimming	11	3.2 %
None chosen	157	45.9 %
Total	342	100.0 %

SUM OF TOP 4 CHOICES

Q9. Which FOUR programs/activities from the list in Question 8 are MOST IMPORTANT to your household? (top 4)

Q9. Top choice	Number	Percent
After school programs for youth of all ages	50	14.6 %
Community special events	88	25.7 %
Cultural enrichment programs	47	13.7 %
eGaming/eSports	4	1.2 %
Fitness & wellness programs	108	31.6 %
Gymnastics/tumbling programs	22	6.4 %
Lawn bowling activities/leagues	3	0.9 %
Out of school day camps	24	7.0 %
Out of school sports camps	19	5.6 %
Outdoor environmental/nature camps & programs	35	10.2 %
Outdoor recreation (hiking, canoe, kayak, archery, etc.)	104	30.4 %
Performing arts programs (dance/music)	40	11.7 %
Pickleball lessons & leagues	33	9.6 %
Preschool programs/early childhood education	29	8.5 %
Programs for at risk youth/crime prevention	16	4.7 %
Programs for people with special needs	16	4.7 %
Recreation/competitive swim team	28	8.2 %
Sports leagues	27	7.9 %
STEAM (science, technology, engineering, arts & mathematics)/ tech classes	27	7.9 %
Swim lessons	55	16.1 %
Tennis lessons & leagues	20	5.8 %
Visual arts/crafts/performing arts programs	28	8.2 %
Water fitness programs/lap swimming	74	21.6 %
None chosen	77	22.5 %
Total	974	

Q10. Santa Clara Parks and Recreation is in the process of evaluating its event offerings. From the list below, which THREE of the single or multi-day event concepts would you and the members of your household be MOST INTERESTED in participating?

Q10. Top choice	Number	Percent
Cultural celebrations (ethnic music, traditions, performances)	47	13.7 %
Competitions (triathlon, bike, 5K/10K runs, adventure/obstacle courses)	25	7.3 %
Employment/job fairs	12	3.5 %
Entertainment (music, movies, performers)	46	13.5 %
Environmental event (Water Matters Day, sustainability, recycling)	7	2.0 %
Food events (farmer's market, food tastings, beer/wine)	92	26.9 %
Health & wellness events (nutrition counseling, preventative health education, mental health wellness, City resources)	9	2.6 %
Holiday celebrations (Memorial, Veterans, 4th of July)	36	10.5 %
Educational workshops for seniors & youth (Fraud Prevention, D.A.R.E., etc.)	10	2.9 %
Sports tournaments (baseball, basketball, football, dodgeball, pickleball, soccer)	16	4.7 %
Summer Camp Information Fair	6	1.8 %
None chosen	36	10.5 %
Total	342	100.0 %

Q10. Santa Clara Parks and Recreation is in the process of evaluating its event offerings. From the list below, which THREE of the single or multi-day event concepts would you and the members of your household be MOST INTERESTED in participating?

Q10. 2nd choice	Number	Percent
Cultural celebrations (ethnic music, traditions, performances)	32	9.4 %
Competitions (triathlon, bike, 5K/10K runs, adventure/obstacle courses)	19	5.6 %
Employment/job fairs	13	3.8 %
Entertainment (music, movies, performers)	71	20.8 %
Environmental event (Water Matters Day, sustainability, recycling)	9	2.6 %
Food events (farmer's market, food tastings, beer/wine)	76	22.2 %
Health & wellness events (nutrition counseling, preventative health education, mental health wellness, City resources)	18	5.3 %
Holiday celebrations (Memorial, Veterans, 4th of July)	31	9.1 %
Educational workshops for seniors & youth (Fraud Prevention, D.A.R.E., etc.)	7	2.0 %
Sports tournaments (baseball, basketball, football, dodgeball, pickleball, soccer)	15	4.4 %
Summer Camp Information Fair	4	1.2 %
None chosen	47	13.7 %
Total	342	100.0 %

Q10. Santa Clara Parks and Recreation is in the process of evaluating its event offerings. From the list below, which THREE of the single or multi-day event concepts would you and the members of your household be MOST INTERESTED in participating?

Q10. 3rd choice	Number	Percent
Cultural celebrations (ethnic music, traditions, performances)	28	8.2 %
Competitions (triathlon, bike, 5K/10K runs, adventure/obstacle courses)	20	5.8 %
Employment/job fairs	6	1.8 %
Entertainment (music, movies, performers)	38	11.1 %
Environmental event (Water Matters Day, sustainability, recycling)	17	5.0 %
Food events (farmer's market, food tastings, beer/wine)	50	14.6 %
Health & wellness events (nutrition counseling, preventative health education, mental health wellness, City resources)	25	7.3 %
Holiday celebrations (Memorial, Veterans, 4th of July)	46	13.5 %
Educational workshops for seniors & youth (Fraud Prevention, D.A.R.E., etc.)	19	5.6 %
Sports tournaments (baseball, basketball, football, dodgeball, pickleball, soccer)	13	3.8 %
Summer Camp Information Fair	9	2.6 %
None chosen	71	20.8 %
Total	342	100.0 %

SUM OF TOP 3 CHOICES

Q10. Santa Clara Parks and Recreation is in the process of evaluating its event offerings. From the list below, which THREE of the single or multi-day event concepts would you and the members of your household be MOST INTERESTED in participating? (top 3)

Q10. Top choice	Number	Percent
Cultural celebrations (ethnic music, traditions, performances)	107	31.3 %
Competitions (triathlon, bike, 5K/10K runs, adventure/obstacle courses)	64	18.7 %
Employment/job fairs	31	9.1 %
Entertainment (music, movies, performers)	155	45.3 %
Environmental event (Water Matters Day, sustainability, recycling)	33	9.6 %
Food events (farmer's market, food tastings, beer/wine)	218	63.7 %
Health & wellness events (nutrition counseling, preventative health education, mental health wellness, City resources)	52	15.2 %
Holiday celebrations (Memorial, Veterans, 4th of July)	113	33.0 %
Educational workshops for seniors & youth (Fraud Prevention, D.A.R.E., etc.)	36	10.5 %
Sports tournaments (baseball, basketball, football, dodgeball, pickleball, soccer)	44	12.9 %
Summer Camp Information Fair	19	5.6 %
None chosen	36	10.5 %
Total	908	

Q11. If you or someone in your household is over 50 years old, please indicate how well your/their needs are being met for each of the programs/activities listed below that promote ACTIVE AGING on a scale of 4 to 1, where 4 means your needs are "Fully Met," and 1 means your needs are "Not Met" at all.

(N=342)

	Fully met	Mostly met	Partly met	Not met	No need
Q11-1. Alzheimer/Parkinson's programs	0.3%	2.0%	2.0%	4.7%	90.9%
Q11-2. Arts & crafts programs & activities	1.5%	5.6%	8.2%	7.9%	76.9%
Q11-3. Computer classes & programs	1.2%	2.9%	6.7%	6.7%	82.5%
Q11-4. Dance lessons & programs	1.5%	2.3%	5.0%	7.0%	84.2%
Q11-5. Day trips, tours, & excursions to popular tourist attractions	2.3%	2.6%	8.2%	10.2%	76.6%
Q11-6. Financial services program (tax filing)	1.2%	2.9%	6.1%	4.1%	85.7%
Q11-7. Healthy living programs & screenings (blood pressure, cancer, vision, etc.)	1.5%	4.4%	9.6%	7.6%	76.9%
Q11-8. Housing programs	0.9%	1.5%	4.4%	5.0%	88.3%
Q11-9. Legal assistance programs	0.9%	2.9%	3.5%	7.0%	85.7%
Q11-10. Lunch/meal programs	1.8%	2.9%	5.6%	3.8%	86.0%
Q11-11. Music classes & programs	1.2%	2.9%	7.0%	5.3%	83.6%
Q11-12. Special events at the senior center	2.9%	5.6%	7.0%	7.9%	76.6%
Q11-13. Special interest classes (gardening, writing, book clubs)	2.9%	3.5%	7.6%	7.9%	78.1%
Q11-14. Support groups	1.2%	2.0%	3.5%	6.1%	87.1%
Q11-15. Transportation programs/services	2.3%	2.0%	5.3%	5.6%	84.8%
Q11-16. Volunteer opportunities programs	1.5%	3.2%	7.3%	7.0%	81.0%
Q11-17. Weekly programs (cards, billiards, mahjong)	2.3%	2.6%	5.8%	4.1%	85.1%
Q11-18. Other	0.3%	0.3%	0.6%	0.6%	98.2%

WITHOUT NO NEED

Q11. If you or someone in your household is over 50 years old, please indicate how well your/their needs are being met for each of the programs/activities listed below that promote ACTIVE AGING on a scale of 4 to 1, where 4 means your needs are "Fully Met," and 1 means your needs are "Not Met" at all. (without "no need")

(N=342)

	Fully met	Mostly met	Partly met	Not met
Q11-1. Alzheimer/Parkinson's programs	3.2%	22.6%	22.6%	51.6%
Q11-2. Arts & crafts programs & activities	6.3%	24.1%	35.4%	34.2%
Q11-3. Computer classes & programs	6.7%	16.7%	38.3%	38.3%
Q11-4. Dance lessons & programs	9.3%	14.8%	31.5%	44.4%
Q11-5. Day trips, tours, & excursions to popular tourist attractions	10.0%	11.3%	35.0%	43.8%
Q11-6. Financial services program (tax filing)	8.2%	20.4%	42.9%	28.6%
Q11-7. Healthy living programs & screenings (blood pressure, cancer, vision, etc.)	6.3%	19.0%	41.8%	32.9%
Q11-8. Housing programs	7.5%	12.5%	37.5%	42.5%
Q11-9. Legal assistance programs	6.1%	20.4%	24.5%	49.0%
Q11-10. Lunch/meal programs	12.5%	20.8%	39.6%	27.1%
Q11-11. Music classes & programs	7.1%	17.9%	42.9%	32.1%
Q11-12. Special events at the senior center	12.5%	23.8%	30.0%	33.8%
Q11-13. Special interest classes (gardening, writing, book clubs)	13.3%	16.0%	34.7%	36.0%
Q11-14. Support groups	9.1%	15.9%	27.3%	47.7%
Q11-15. Transportation programs/services	15.4%	13.5%	34.6%	36.5%
Q11-16. Volunteer opportunities programs	7.7%	16.9%	38.5%	36.9%
Q11-17. Weekly programs (cards, billiards, mahjong)	15.7%	17.6%	39.2%	27.5%
Q11-18. Other	16.7%	16.7%	33.3%	33.3%

Q11-18. Other

- Cycling club or rides.
- Lap swimming is my primary use of my senior center membership, I attend at Mary Gomez 4-5 times per week but MISS the ISC !!!!
  There was a community Ed class that got me started with guitar with Rich Hawthorne and I have continued privately w him but now I wish there were adult jam sessions thru the senior center
- Off leash dog parks
- Off leash dog parks
- Senior center pool/fitness center
- SWIMMING

Q12. Which FOUR programs/services from the list in Question 11 are MOST IMPORTANT to your household?

Q12. Top choice	Number	Percent
Alzheimer/Parkinson's programs	9	2.6 %
Arts & crafts programs & activities	15	4.4 %
Computer classes & programs	10	2.9 %
Dance lessons & programs	8	2.3 %
Day trips, tours, & excursions to popular tourist attractions	13	3.8 %
Financial services program (tax filing)	4	1.2 %
Healthy living programs & screenings (blood pressure, cancer, vision, etc.)	10	2.9 %
Housing programs	8	2.3 %
Legal assistance programs	5	1.5 %
Lunch/meal programs	2	0.6 %
Music classes & programs	8	2.3 %
Special events at the senior center	8	2.3 %
Special interest classes (gardening, writing, book clubs)	10	2.9 %
Transportation programs/services	8	2.3 %
Volunteer opportunities programs	9	2.6 %
Weekly programs (cards, billiards, mahjong)	6	1.8 %
None chosen	209	61.1 %
Total	342	100.0 %

Q12. Which FOUR programs/services from the list in Question 11 are MOST IMPORTANT to your household?

Q12. 2nd choice	Number	Percent
Alzheimer/Parkinson's programs	4	1.2 %
Arts & crafts programs & activities	13	3.8 %
Computer classes & programs	4	1.2 %
Dance lessons & programs	6	1.8 %
Day trips, tours, & excursions to popular tourist attractions	18	5.3 %
Financial services program (tax filing)	4	1.2 %
Healthy living programs & screenings (blood pressure, cancer, vision, etc.)	16	4.7 %
Housing programs	6	1.8 %
Legal assistance programs	7	2.0 %
Lunch/meal programs	2	0.6 %
Music classes & programs	3	0.9 %
Special events at the senior center	8	2.3 %
Special interest classes (gardening, writing, book clubs)	11	3.2 %
Support groups	1	0.3 %
Transportation programs/services	3	0.9 %
Volunteer opportunities programs	6	1.8 %
Weekly programs (cards, billiards, mahjong)	6	1.8 %
None chosen	224	65.5 %
Total	342	100.0 %

Q12. Which FOUR programs/services from the list in Question 11 are MOST IMPORTANT to your household?

Q12. 3rd choice	Number	Percent
Arts & crafts programs & activities	11	3.2 %
Computer classes & programs	5	1.5 %
Dance lessons & programs	3	0.9 %
Day trips, tours, & excursions to popular tourist attractions	11	3.2 %
Financial services program (tax filing)	8	2.3 %
Healthy living programs & screenings (blood pressure, cancer, vision, etc.)	6	1.8 %
Housing programs	2	0.6 %
Legal assistance programs	1	0.3 %
Lunch/meal programs	9	2.6 %
Music classes & programs	5	1.5 %
Special events at the senior center	12	3.5 %
Special interest classes (gardening, writing, book clubs)	17	5.0 %
Support groups	3	0.9 %
Transportation programs/services	4	1.2 %
Volunteer opportunities programs	5	1.5 %
Weekly programs (cards, billiards, mahjong)	6	1.8 %
None chosen	234	68.4 %
Total	342	100.0 %

Q12. Which FOUR programs/services from the list in Question 11 are MOST IMPORTANT to your household?

Q12. 4th choice	Number	Percent
Alzheimer/Parkinson's programs	2	0.6 %
Arts & crafts programs & activities	8	2.3 %
Computer classes & programs	5	1.5 %
Dance lessons & programs	2	0.6 %
Day trips, tours, & excursions to popular tourist attractions	8	2.3 %
Financial services program (tax filing)	5	1.5 %
Healthy living programs & screenings (blood pressure, cancer, vision, etc.)	10	2.9 %
Housing programs	1	0.3 %
Legal assistance programs	2	0.6 %
Lunch/meal programs	7	2.0 %
Special events at the senior center	7	2.0 %
Special interest classes (gardening, writing, book clubs)	7	2.0 %
Support groups	4	1.2 %
Transportation programs/services	8	2.3 %
Volunteer opportunities programs	6	1.8 %
Weekly programs (cards, billiards, mahjong)	5	1.5 %
None chosen	255	74.6 %
Total	342	100.0 %

SUM OF TOP 4 CHOICES

Q12. Which FOUR programs/services from the list in Question 11 are MOST IMPORTANT to your household? (top 4)

Q12. Top choice	Number	Percent
Alzheimer/Parkinson's programs	15	4.4 %
Arts & crafts programs & activities	47	13.7 %
Computer classes & programs	24	7.0 %
Dance lessons & programs	19	5.6 %
Day trips, tours, & excursions to popular tourist attractions	50	14.6 %
Financial services program (tax filing)	21	6.1 %
Healthy living programs & screenings (blood pressure, cancer, vision, etc.)	42	12.3 %
Housing programs	17	5.0 %
Legal assistance programs	15	4.4 %
Lunch/meal programs	20	5.8 %
Music classes & programs	16	4.7 %
Special events at the senior center	35	10.2 %
Special interest classes (gardening, writing, book clubs)	45	13.2 %
Support groups	8	2.3 %
Transportation programs/services	23	6.7 %
Volunteer opportunities programs	26	7.6 %
Weekly programs (cards, billiards, mahjong)	23	6.7 %
None chosen	209	61.1 %
Total	655	

Q13. Please rate your level of agreement with the following statements about some potential benefits of the City of Santa Clara's parks and recreation services.

(N=342)

	Strongly agree	Agree	Neutral	Disagree	Strongly disagree	Don't know
Q13-1. Helps to attract new residents	19.0%	27.8%	19.9%	6.1%	1.5%	25.7%
Q13-2. Helps to reduce crime in my neighborhood & keep kids out of trouble	21.1%	30.1%	14.3%	5.0%	2.0%	27.5%
Q13-3. Improves my (my household's) mental health & reduces stress	28.1%	31.9%	14.6%	2.0%	0.9%	22.5%
Q13-4. Improves my (my household's) physical health & fitness	30.1%	32.2%	13.7%	2.0%	1.5%	20.5%
Q13-5. Increases my (my household's) property value	21.1%	28.7%	18.1%	4.4%	0.3%	27.5%
Q13-6. Is age-friendly & accessible to all age groups	22.8%	29.8%	16.1%	5.3%	1.5%	24.6%
Q13-7. Makes Santa Clara a more desirable place to live	32.7%	31.0%	12.6%	3.2%	0.3%	20.2%
Q13-8. Positively impacts economic/business development/ tourism	20.5%	27.8%	18.1%	5.6%	0.6%	27.5%
Q13-9. Preserves open space & protects the environment	27.8%	32.5%	11.1%	4.1%	0.6%	24.0%
Q13-10. Provides jobs/ professional development for youth	13.7%	20.8%	23.7%	6.4%	0.9%	34.5%
Q13-11. Provides positive social interactions for me (my household/family)	24.3%	28.4%	15.8%	4.4%	0.9%	26.3%
Q13-12. Provides volunteer opportunities for the community	17.3%	26.6%	19.0%	3.8%	0.0%	33.3%

WITHOUT DON'T KNOW

Q13. Please rate your level of agreement with the following statements about some potential benefits of the City of Santa Clara's parks and recreation services. (without "don't know")

(N=342)

	Strongly agree	Agree	Neutral	Disagree	Strongly disagree
Q13-1. Helps to attract new residents	25.6%	37.4%	26.8%	8.3%	2.0%
Q13-2. Helps to reduce crime in my neighborhood & keep kids out of trouble	29.0%	41.5%	19.8%	6.9%	2.8%
Q13-3. Improves my (my household's) mental health & reduces stress	36.2%	41.1%	18.9%	2.6%	1.1%
Q13-4. Improves my (my household's) physical health & fitness	37.9%	40.4%	17.3%	2.6%	1.8%
Q13-5. Increases my (my household's) property value	29.0%	39.5%	25.0%	6.0%	0.4%
Q13-6. Is age-friendly & accessible to all age groups	30.2%	39.5%	21.3%	7.0%	1.9%
Q13-7. Makes Santa Clara a more desirable place to live	41.0%	38.8%	15.8%	4.0%	0.4%
Q13-8. Positively impacts economic/business development/tourism	28.2%	38.3%	25.0%	7.7%	0.8%
Q13-9. Preserves open space & protects the environment	36.5%	42.7%	14.6%	5.4%	0.8%
Q13-10. Provides jobs/ professional development for youth	21.0%	31.7%	36.2%	9.8%	1.3%
Q13-11. Provides positive social interactions for me (my household/family)	32.9%	38.5%	21.4%	6.0%	1.2%
Q13-12. Provides volunteer opportunities for the community	25.9%	39.9%	28.5%	5.7%	0.0%

Q14. Which FOUR of the benefits from the list in Question 13 are MOST IMPORTANT to you and members of your household?

Q14. Top choice	Number	Percent
Helps to attract new residents	7	2.0 %
Helps to reduce crime in my neighborhood & keep kids out of trouble	54	15.8 %
Improves my (my household's) mental health & reduces stress	65	19.0 %
Improves my (my household's) physical health & fitness	43	12.6 %
Increases my (my household's) property value	22	6.4 %
Is age-friendly & accessible to all age groups	19	5.6 %
Makes Santa Clara a more desirable place to live	31	9.1 %
Positively impacts economic/business development/tourism	1	0.3 %
Preserves open space & protects the environment	17	5.0 %
Provides jobs/professional development for youth	3	0.9 %
Provides positive social interactions for me (my household/ family)	8	2.3 %
Provides volunteer opportunities for the community	4	1.2 %
None chosen	68	19.9 %
Total	342	100.0 %

Q14. Which FOUR of the benefits from the list in Question 13 are MOST IMPORTANT to you and members of your household?

Q14. 2nd choice	Number	Percent
Helps to attract new residents	8	2.3 %
Helps to reduce crime in my neighborhood & keep kids out of trouble	32	9.4 %
Improves my (my household's) mental health & reduces stress	51	14.9 %
Improves my (my household's) physical health & fitness	54	15.8 %
Increases my (my household's) property value	22	6.4 %
Is age-friendly & accessible to all age groups	12	3.5 %
Makes Santa Clara a more desirable place to live	36	10.5 %
Positively impacts economic/business development/tourism	6	1.8 %
Preserves open space & protects the environment	22	6.4 %
Provides jobs/professional development for youth	4	1.2 %
Provides positive social interactions for me (my household/ family)	13	3.8 %
Provides volunteer opportunities for the community	6	1.8 %
None chosen	76	22.2 %
Total	342	100.0 %

Q14. Which FOUR of the benefits from the list in Question 13 are MOST IMPORTANT to you and members of your household?

Q14. 3rd choice	Number	Percent
Helps to attract new residents	9	2.6 %
Helps to reduce crime in my neighborhood & keep kids out of trouble	19	5.6 %
Improves my (my household's) mental health & reduces stress	28	8.2 %
Improves my (my household's) physical health & fitness	33	9.6 %
Increases my (my household's) property value	19	5.6 %
Is age-friendly & accessible to all age groups	22	6.4 %
Makes Santa Clara a more desirable place to live	38	11.1 %
Positively impacts economic/business development/tourism	12	3.5 %
Preserves open space & protects the environment	25	7.3 %
Provides jobs/professional development for youth	10	2.9 %
Provides positive social interactions for me (my household/ family)	25	7.3 %
Provides volunteer opportunities for the community	7	2.0 %
None chosen	95	27.8 %
Total	342	100.0 %

Q14. Which FOUR of the benefits from the list in Question 13 are MOST IMPORTANT to you and members of your household?

Q14. 4th choice	Number	Percent
Helps to attract new residents	5	1.5 %
Helps to reduce crime in my neighborhood & keep kids out of trouble	19	5.6 %
Improves my (my household's) mental health & reduces stress	19	5.6 %
Improves my (my household's) physical health & fitness	25	7.3 %
Increases my (my household's) property value	13	3.8 %
Is age-friendly & accessible to all age groups	22	6.4 %
Makes Santa Clara a more desirable place to live	37	10.8 %
Positively impacts economic/business development/tourism	10	2.9 %
Preserves open space & protects the environment	22	6.4 %
Provides jobs/professional development for youth	10	2.9 %
Provides positive social interactions for me (my household/ family)	26	7.6 %
Provides volunteer opportunities for the community	13	3.8 %
None chosen	121	35.4 %
Total	342	100.0 %

SUM OF TOP 4 CHOICES

Q14. Which FOUR of the benefits from the list in Question 13 are MOST IMPORTANT to you and members of your household? (top 4)

Q14. Top choice	Number	Percent
Helps to attract new residents	29	8.5 %
Helps to reduce crime in my neighborhood & keep kids out of trouble	124	36.3 %
Improves my (my household's) mental health & reduces stress	163	47.7 %
Improves my (my household's) physical health & fitness	155	45.3 %
Increases my (my household's) property value	76	22.2 %
Is age-friendly & accessible to all age groups	75	21.9 %
Makes Santa Clara a more desirable place to live	142	41.5 %
Positively impacts economic/business development/tourism	29	8.5 %
Preserves open space & protects the environment	86	25.1 %
Provides jobs/professional development for youth	27	7.9 %
Provides positive social interactions for me (my household/ family)	72	21.1 %
Provides volunteer opportunities for the community	30	8.8 %
None chosen	68	19.9 %
Total	1076	

Q15. Please rate your level of satisfaction with the overall value that your household receives from Santa Clara parks, trails, recreation facilities, pools, programs, or services.

Q15. Your level of satisfaction with overall value that your household receives from Santa Clara parks, trails, recreation facilities, pools, programs, or services	Number	Percent
Very satisfied	42	12.3 %
Satisfied	111	32.5 %
Neutral	93	27.2 %
Dissatisfied	40	11.7 %
Very dissatisfied	15	4.4 %
Don't know	41	12.0 %
Total	342	100.0 %

WITHOUT DON'T KNOW

Q15. Please rate your level of satisfaction with the overall value that your household receives from Santa Clara parks, trails, recreation facilities, pools, programs, or services. (without "don't know")

Q15. Your level of satisfaction with overall value that your household receives from Santa Clara parks, trails, recreation facilities, pools, programs, or services	Number	Percent
Very satisfied	42	14.0 %
Satisfied	111	36.9 %
Neutral	93	30.9 %
Dissatisfied	40	13.3 %
Very dissatisfied	15	5.0 %
Total	301	100.0 %

Q16. Maintenance. Please rate your satisfaction with each of the following maintenance activities provided in the Santa Clara Parks and Recreation System.

(N=342)

	Very satisfied	Satisfied	Neutral	Dissatisfied	Very dissatisfied	Don't know
Q16-1. Athletic field maintenance	7.3%	16.4%	17.5%	6.7%	5.0%	47.1%
Q16-2. Athletic outdoor court maintenance (tennis, pickleball, basketball, etc.)	6.7%	19.3%	20.5%	6.7%	4.1%	42.7%
Q16-3. Community/recreation/ senior center maintenance	7.9%	19.0%	19.9%	7.9%	1.8%	43.6%
Q16-4. Dog park (off leash) maintenance & care	3.8%	9.1%	11.4%	5.3%	2.9%	67.5%
Q16-5. Graffiti removal/vandalism repair	6.1%	21.9%	20.5%	9.6%	3.2%	38.6%
Q16-6. Landscape care (flower beds)	13.2%	30.4%	19.9%	9.6%	3.5%	23.4%
Q16-7. Mowing	16.1%	29.8%	19.0%	6.7%	4.7%	23.7%
Q16-8. Natural area/conservation area management	10.5%	22.5%	23.1%	6.7%	1.5%	35.7%
Q16-9. Path/trail (paved) maintenance	10.8%	30.1%	18.4%	9.1%	4.4%	27.2%
Q16-10. Pavilion/picnic area maintenance	11.7%	27.5%	18.7%	7.0%	4.1%	31.0%
Q16-11. Playground safety & maintenance	12.9%	24.3%	14.0%	7.9%	3.2%	37.7%
Q16-12. Pool/splash pad/spray ground maintenance	3.8%	10.2%	12.3%	7.6%	10.2%	55.8%
Q16-13. Restroom maintenance	4.7%	20.2%	23.1%	15.5%	6.1%	30.4%
Q16-14. Specialized facility maintenance	3.5%	8.2%	12.0%	4.7%	2.6%	69.0%
Q16-15. Trail (non-paved) maintenance	7.6%	21.1%	16.4%	9.4%	2.3%	43.3%
Q16-16. Trash/litter/waste pickup	12.3%	26.9%	20.5%	10.8%	4.7%	24.9%

Q16. Maintenance. Please rate your satisfaction with each of the following maintenance activities provided in the Santa Clara Parks and Recreation System.

	Very satisfied	Satisfied	Neutral	Dissatisfied	Very dissatisfied	Don't know
Q16-17. Urban forest/tree maintenance	10.5%	24.0%	20.8%	6.1%	2.3%	36.3%
Q16-18. Waterways/rivers/ streams	8.2%	19.0%	17.8%	13.7%	2.6%	38.6%

WITHOUT DON'T KNOW

Q16. Maintenance. Please rate your satisfaction with each of the following maintenance activities provided in the Santa Clara Parks and Recreation System. (without "don't know")

(N=342)

	Very satisfied	Satisfied	Neutral	Dissatisfied	Very dissatisfied
Q16-1. Athletic field maintenance	13.8%	30.9%	33.1%	12.7%	9.4%
Q16-2. Athletic outdoor court maintenance (tennis, pickleball, basketball, etc.)	11.7%	33.7%	35.7%	11.7%	7.1%
Q16-3. Community/recreation/ senior center maintenance	14.0%	33.7%	35.2%	14.0%	3.1%
Q16-4. Dog park (off leash) maintenance & care	11.7%	27.9%	35.1%	16.2%	9.0%
Q16-5. Graffiti removal/ vandalism repair	10.0%	35.7%	33.3%	15.7%	5.2%
Q16-6. Landscape care (flower beds)	17.2%	39.7%	26.0%	12.6%	4.6%
Q16-7. Mowing	21.1%	39.1%	24.9%	8.8%	6.1%
Q16-8. Natural area/ conservation area management	16.4%	35.0%	35.9%	10.5%	2.3%
Q16-9. Path/trail (paved) maintenance	14.9%	41.4%	25.3%	12.4%	6.0%
Q16-10. Pavilion/picnic area maintenance	16.9%	39.8%	27.1%	10.2%	5.9%
Q16-11. Playground safety & maintenance	20.7%	39.0%	22.5%	12.7%	5.2%
Q16-12. Pool/splash pad/ spray ground maintenance	8.6%	23.2%	27.8%	17.2%	23.2%
Q16-13. Restroom maintenance	6.7%	29.0%	33.2%	22.3%	8.8%
Q16-14. Specialized facility maintenance	11.3%	26.4%	38.7%	15.1%	8.5%
Q16-15. Trail (non-paved) maintenance	13.4%	37.1%	28.9%	16.5%	4.1%

WITHOUT DON'T KNOW

Q16. Maintenance. Please rate your satisfaction with each of the following maintenance activities provided in the Santa Clara Parks and Recreation System. (without "don't know")

	Very satisfied	Satisfied	Neutral	Dissatisfied	Very dissatisfied
Q16-16. Trash/litter/waste pickup	16.3%	35.8%	27.2%	14.4%	6.2%
Q16-17. Urban forest/tree maintenance	16.5%	37.6%	32.6%	9.6%	3.7%
Q16-18. Waterways/rivers/ streams	13.3%	31.0%	29.0%	22.4%	4.3%

Q17. Which of the FOUR maintenance activities from the list in Question 16 are MOST IMPORTANT to you and members of your household?

Q17. Top choice	Number	Percent
Athletic field maintenance	19	5.6 %
Athletic outdoor court maintenance (tennis, pickleball, basketball, etc.)	12	3.5 %
Community/recreation/senior center maintenance	20	5.8 %
Dog park (off leash) maintenance & care	13	3.8 %
Graffiti removal/vandalism repair	23	6.7 %
Landscape care (flower beds)	11	3.2 %
Mowing	11	3.2 %
Natural area/conservation area management	19	5.6 %
Path/trail (paved) maintenance	30	8.8 %
Pavilion/picnic area maintenance	10	2.9 %
Playground safety & maintenance	15	4.4 %
Pool/splash pad/spray ground maintenance	18	5.3 %
Restroom maintenance	19	5.6 %
Specialized facility maintenance	1	0.3 %
Trail (non-paved) maintenance	8	2.3 %
Trash/litter/waste pickup	17	5.0 %
Urban forest/tree maintenance	6	1.8 %
Waterways/rivers/streams	12	3.5 %
None chosen	78	22.8 %
Total	342	100.0 %

Q17. Which of the FOUR maintenance activities from the list in Question 16 are MOST IMPORTANT to you and members of your household?

Q17. 2nd choice	Number	Percent
Athletic field maintenance	9	2.6 %
Athletic outdoor court maintenance (tennis, pickleball, basketball, etc.)	16	4.7 %
Community/recreation/senior center maintenance	17	5.0 %
Dog park (off leash) maintenance & care	5	1.5 %
Graffiti removal/vandalism repair	26	7.6 %
Landscape care (flower beds)	11	3.2 %
Mowing	11	3.2 %
Natural area/conservation area management	13	3.8 %
Path/trail (paved) maintenance	41	12.0 %
Pavilion/picnic area maintenance	10	2.9 %
Playground safety & maintenance	20	5.8 %
Pool/splash pad/spray ground maintenance	12	3.5 %
Restroom maintenance	21	6.1 %
Specialized facility maintenance	3	0.9 %
Trail (non-paved) maintenance	12	3.5 %
Trash/litter/waste pickup	16	4.7 %
Urban forest/tree maintenance	6	1.8 %
Waterways/rivers/streams	6	1.8 %
None chosen	87	25.4 %
Total	342	100.0 %

Q17. Which of the FOUR maintenance activities from the list in Question 16 are MOST IMPORTANT to you and members of your household?

Q17. 3rd choice	Number	Percent
Athletic field maintenance	7	2.0 %
Athletic outdoor court maintenance (tennis, pickleball, basketball, etc.)	7	2.0 %
Community/recreation/senior center maintenance	13	3.8 %
Dog park (off leash) maintenance & care	5	1.5 %
Graffiti removal/vandalism repair	21	6.1 %
Landscape care (flower beds)	10	2.9 %
Mowing	11	3.2 %
Natural area/conservation area management	8	2.3 %
Path/trail (paved) maintenance	34	9.9 %
Pavilion/picnic area maintenance	9	2.6 %
Playground safety & maintenance	18	5.3 %
Pool/splash pad/spray ground maintenance	6	1.8 %
Restroom maintenance	26	7.6 %
Specialized facility maintenance	3	0.9 %
Trail (non-paved) maintenance	14	4.1 %
Trash/litter/waste pickup	25	7.3 %
Urban forest/tree maintenance	18	5.3 %
Waterways/rivers/streams	12	3.5 %
None chosen	95	27.8 %
Total	342	100.0 %

Q17. Which of the FOUR maintenance activities from the list in Question 16 are MOST IMPORTANT to you and members of your household?

Q17. 4th choice	Number	Percent
Athletic field maintenance	10	2.9 %
Athletic outdoor court maintenance (tennis, pickleball, basketball, etc.)	6	1.8 %
Community/recreation/senior center maintenance	7	2.0 %
Dog park (off leash) maintenance & care	5	1.5 %
Graffiti removal/vandalism repair	21	6.1 %
Landscape care (flower beds)	9	2.6 %
Mowing	5	1.5 %
Natural area/conservation area management	9	2.6 %
Path/trail (paved) maintenance	12	3.5 %
Pavilion/picnic area maintenance	17	5.0 %
Playground safety & maintenance	19	5.6 %
Pool/splash pad/spray ground maintenance	4	1.2 %
Restroom maintenance	33	9.6 %
Trail (non-paved) maintenance	12	3.5 %
Trash/litter/waste pickup	33	9.6 %
Urban forest/tree maintenance	13	3.8 %
Waterways/rivers/streams	14	4.1 %
None chosen	113	33.0 %
Total	342	100.0 %

SUM OF TOP 4 CHOICES

Q17. Which of the FOUR maintenance activities from the list in Question 16 are MOST IMPORTANT to you and members of your household? (top 4)

Q17. Top choice	Number	Percent
Athletic field maintenance	45	13.2 %
Athletic outdoor court maintenance (tennis, pickleball, basketball, etc.)	41	12.0 %
Community/recreation/senior center maintenance	57	16.7 %
Dog park (off leash) maintenance & care	28	8.2 %
Graffiti removal/vandalism repair	91	26.6 %
Landscape care (flower beds)	41	12.0 %
Mowing	38	11.1 %
Natural area/conservation area management	49	14.3 %
Path/trail (paved) maintenance	117	34.2 %
Pavilion/picnic area maintenance	46	13.5 %
Playground safety & maintenance	72	21.1 %
Pool/splash pad/spray ground maintenance	40	11.7 %
Restroom maintenance	99	28.9 %
Specialized facility maintenance	7	2.0 %
Trail (non-paved) maintenance	46	13.5 %
Trash/litter/waste pickup	91	26.6 %
Urban forest/tree maintenance	43	12.6 %
Waterways/rivers/streams	44	12.9 %
None chosen	78	22.8 %
Total	1073	

Q18(1-9). Improvements to Existing Facilities: The following is a list of actions the City of Santa Clara could take to improve the parks and recreation system. Please indicate your support for each potential action using a scale of 5 to 1, where 5 means "Very Supportive," and 1 means "Not at all Supportive."

(N=342)

	Very supportive	Somewhat supportive	Neutral	Not supportive	Not at all supportive	Don't know
Q18-1. General repair & increase maintenance of parks & facilities	42.7%	26.3%	8.2%	0.3%	0.0%	22.5%
Q18-2. Improve existing aquatic facilities	37.4%	18.1%	9.4%	3.5%	2.0%	29.5%
Q18-3. Add/expand/improve trails/walking loops in existing parks	36.5%	25.4%	12.6%	1.8%	0.3%	23.4%
Q18-4. Improve ADA/disabled persons accessibility at parks	25.7%	24.3%	19.6%	3.2%	1.2%	26.0%
Q18-5. Improve/expand natural open space areas in existing parks	33.0%	24.6%	15.8%	1.2%	1.2%	24.3%
Q18-6. Improve restroom facilities in existing parks	35.7%	25.1%	13.5%	1.8%	1.2%	22.8%
Q18-7. Improve playgrounds in existing parks	30.1%	23.4%	14.0%	5.6%	0.9%	26.0%
Q18-8. Renovate recreation/ senior centers	25.4%	24.3%	18.7%	4.1%	2.0%	25.4%
Q18-9. Add Wi-Fi/other technology improvements to existing parks	21.3%	17.3%	19.9%	11.4%	9.4%	20.8%

WITHOUT DON'T KNOW

Q18(1-9). Improvements to Existing Facilities: The following is a list of actions the City of Santa Clara could take to improve the parks and recreation system. Please indicate your support for each potential action using a scale of 5 to 1, where 5 means "Very Supportive," and 1 means "Not at all Supportive." (without "don't know")

(N=342)

	Very supportive	Somewhat supportive	Neutral	Not supportive	Not at all supportive
Q18-1. General repair & increase maintenance of parks & facilities	55.1%	34.0%	10.6%	0.4%	0.0%
Q18-2. Improve existing aquatic facilities	53.1%	25.7%	13.3%	5.0%	2.9%
Q18-3. Add/expand/improve trails/walking loops in existing parks	47.7%	33.2%	16.4%	2.3%	0.4%
Q18-4. Improve ADA/ disabled persons accessibility at parks	34.8%	32.8%	26.5%	4.3%	1.6%
Q18-5. Improve/expand natural open space areas in existing parks	43.6%	32.4%	20.8%	1.5%	1.5%
Q18-6. Improve restroom facilities in existing parks	46.2%	32.6%	17.4%	2.3%	1.5%
Q18-7. Improve playgrounds in existing parks	40.7%	31.6%	19.0%	7.5%	1.2%
Q18-8. Renovate recreation/ senior centers	34.1%	32.5%	25.1%	5.5%	2.7%
Q18-9. Add Wi-Fi/other technology improvements to existing parks	26.9%	21.8%	25.1%	14.4%	11.8%

Q18(10-15). Developing New Facilities: The following is a list of actions the City of Santa Clara could take to improve the parks and recreation system. Please indicate your support for each potential action using a scale of 5 to 1, where 5 means "Very Supportive," and 1 means "Not at all Supportive."

(N=342)

	Very supportive	Somewhat supportive	Neutral	Not supportive	Not at all supportive	Don't know
Q18-10. Develop new parks	33.9%	21.9%	15.2%	3.8%	0.6%	24.6%
Q18-11. Develop new sports facilities (fields, basketball, pickleball)	28.7%	24.0%	16.7%	4.1%	3.5%	23.1%
Q18-12. Develop new off-leash dog parks	15.2%	17.5%	20.8%	10.5%	8.5%	27.5%
Q18-13. Develop new trail & bike lane connections)	33.3%	21.3%	12.9%	5.0%	3.2%	24.3%
Q18-14. Develop new splashpads	12.3%	16.7%	20.2%	7.3%	7.9%	35.7%
Q18-15. Develop/improve community-wide event venues	26.3%	25.1%	18.7%	3.8%	1.8%	24.3%

WITHOUT DON'T KNOW

Q18(10-15). Developing New Facilities: The following is a list of actions the City of Santa Clara could take to improve the parks and recreation system. Please indicate your support for each potential action using a scale of 5 to 1, where 5 means "Very Supportive," and 1 means "Not at all Supportive." (without "don't know")

(N=342)

	Very supportive	Somewhat supportive	Neutral	Not supportive	Not at all supportive
Q18-10. Develop new parks	45.0%	29.1%	20.2%	5.0%	0.8%
Q18-11. Develop new sports facilities (fields, basketball, pickleball)	37.3%	31.2%	21.7%	5.3%	4.6%
Q18-12. Develop new off-leash dog parks	21.0%	24.2%	28.6%	14.5%	11.7%
Q18-13. Develop new trail & bike lane connections)	44.0%	28.2%	17.0%	6.6%	4.2%
Q18-14. Develop new splashpads	19.1%	25.9%	31.4%	11.4%	12.3%
Q18-15. Develop/improve community-wide event venues	34.7%	33.2%	24.7%	5.0%	2.3%

Q19. Which FOUR actions from the list in Question 18 on the previous page would you be MOST WILLING to fund?

Q19. Top choice	Number	Percent
General repair & increase maintenance of parks & facilities	60	17.5 %
Improve existing aquatic facilities	48	14.0 %
Add/expand/improve trails/walking loops in existing parks	17	5.0 %
Improve ADA/disabled persons accessibility at parks	6	1.8 %
Improve/expand natural open space areas in existing parks	13	3.8 %
Improve restroom facilities in existing parks	13	3.8 %
Improve playgrounds in existing parks	17	5.0 %
Renovate recreation/senior centers	10	2.9 %
Add Wi-Fi/other technology improvements to existing parks	7	2.0 %
Develop new parks	22	6.4 %
Develop new sports facilities (fields, basketball, pickleball)	16	4.7 %
Develop new off-leash dog parks	9	2.6 %
Develop new trail & bike lane connections)	26	7.6 %
Develop new splashpads	2	0.6 %
Develop/improve community-wide event venues	5	1.5 %
None chosen	71	20.8 %
Total	342	100.0 %

Q19. Which FOUR actions from the list in Question 18 on the previous page would you be MOST WILLING to fund?

Q19. 2nd choice	Number	Percent
General repair & increase maintenance of parks & facilities	37	10.8 %
Improve existing aquatic facilities	26	7.6 %
Add/expand/improve trails/walking loops in existing parks	32	9.4 %
Improve ADA/disabled persons accessibility at parks	10	2.9 %
Improve/expand natural open space areas in existing parks	22	6.4 %
Improve restroom facilities in existing parks	26	7.6 %
Improve playgrounds in existing parks	15	4.4 %
Renovate recreation/senior centers	12	3.5 %
Add Wi-Fi/other technology improvements to existing parks	7	2.0 %
Develop new parks	16	4.7 %
Develop new sports facilities (fields, basketball, pickleball)	17	5.0 %
Develop new off-leash dog parks	9	2.6 %
Develop new trail & bike lane connections)	22	6.4 %
Develop new splashpads	2	0.6 %
Develop/improve community-wide event venues	7	2.0 %
None chosen	82	24.0 %
Total	342	100.0 %

Q19. Which FOUR actions from the list in Question 18 on the previous page would you be MOST WILLING to fund?

Q19. 3rd choice	Number	Percent
General repair & increase maintenance of parks & facilities	20	5.8 %
Improve existing aquatic facilities	10	2.9 %
Add/expand/improve trails/walking loops in existing parks	24	7.0 %
Improve ADA/disabled persons accessibility at parks	10	2.9 %
Improve/expand natural open space areas in existing parks	21	6.1 %
Improve restroom facilities in existing parks	29	8.5 %
Improve playgrounds in existing parks	20	5.8 %
Renovate recreation/senior centers	13	3.8 %
Add Wi-Fi/other technology improvements to existing parks	8	2.3 %
Develop new parks	15	4.4 %
Develop new sports facilities (fields, basketball, pickleball)	16	4.7 %
Develop new off-leash dog parks	5	1.5 %
Develop new trail & bike lane connections)	31	9.1 %
Develop new splashpads	4	1.2 %
Develop/improve community-wide event venues	10	2.9 %
None chosen	106	31.0 %
Total	342	100.0 %

Q19. Which FOUR actions from the list in Question 18 on the previous page would you be MOST WILLING to fund?

Q19. 4th choice	Number	Percent
General repair & increase maintenance of parks & facilities	27	7.9 %
Improve existing aquatic facilities	11	3.2 %
Add/expand/improve trails/walking loops in existing parks	12	3.5 %
Improve ADA/disabled persons accessibility at parks	5	1.5 %
Improve/expand natural open space areas in existing parks	20	5.8 %
Improve restroom facilities in existing parks	23	6.7 %
Improve playgrounds in existing parks	17	5.0 %
Renovate recreation/senior centers	10	2.9 %
Add Wi-Fi/other technology improvements to existing parks	8	2.3 %
Develop new parks	20	5.8 %
Develop new sports facilities (fields, basketball, pickleball)	7	2.0 %
Develop new off-leash dog parks	10	2.9 %
Develop new trail & bike lane connections)	24	7.0 %
Develop new splashpads	6	1.8 %
Develop/improve community-wide event venues	17	5.0 %
None chosen	125	36.5 %
Total	342	100.0 %

SUM OF TOP 4 CHOICES

Q19. Which FOUR actions from the list in Question 18 on the previous page would you be MOST WILLING to fund? (top 4)

Q19. Top choice	Number	Percent
General repair & increase maintenance of parks & facilities	144	42.1 %
Improve existing aquatic facilities	95	27.8 %
Add/expand/improve trails/walking loops in existing parks	85	24.9 %
Improve ADA/disabled persons accessibility at parks	31	9.1 %
Improve/expand natural open space areas in existing parks	76	22.2 %
Improve restroom facilities in existing parks	91	26.6 %
Improve playgrounds in existing parks	69	20.2 %
Renovate recreation/senior centers	45	13.2 %
Add Wi-Fi/other technology improvements to existing parks	30	8.8 %
Develop new parks	73	21.3 %
Develop new sports facilities (fields, basketball, pickleball)	56	16.4 %
Develop new off-leash dog parks	33	9.6 %
Develop new trail & bike lane connections)	103	30.1 %
Develop new splashpads	14	4.1 %
Develop/improve community-wide event venues	39	11.4 %
None chosen	71	20.8 %
Total	1055	

Q20. From the following list, please CHECK ALL of the ways you learn about the City of Santa Clara parks, recreation facilities, and programs, events, activities and services.

Q20. Ways you learn about City parks, recreation facilities, & programs, events, activities & services	Number	Percent
City activity guide	235	68.7 %
City weekly newsletter	102	29.8 %
City website	174	50.9 %
Materials at parks or recreation facilities	78	22.8 %
Conversations with recreation staff	24	7.0 %
Newspaper	32	9.4 %
Friends & neighbors	130	38.0 %
Promotions at special events	66	19.3 %
Banners at parks or City facilities	143	41.8 %
Email/eBlasts from City	112	32.7 %
Facebook	64	18.7 %
X/Twitter	9	2.6 %
Instagram	38	11.1 %
Flyers	42	12.3 %
Other	14	4.1 %
Total	1263	

Q20-15. Other:

Q20-15. Other	Number	Percent
Google maps	2	14.3 %
Google	1	7.1 %
BlueSky	1	7.1 %
NEXTDOOR	1	7.1 %
Apartment bulletin board	1	7.1 %
Mail	1	7.1 %
San Jose Spotlight	1	7.1 %
Calendar and inside Santa Clara mailings	1	7.1 %
SCYSL, schools, city council members	1	7.1 %
Monthly report	1	7.1 %
NEWS TV	1	7.1 %
Calendar	1	7.1 %
Nextdoor, broadcasted city council meetings	1	7.1 %
Total	14	100.0 %

Q21. From the list in Question 20, which THREE methods of communication would you MOST PREFER the City use to communicate with you about recreation programs and activities?

Q21. Top choice	Number	Percent
City activity guide	86	25.1 %
City weekly newsletter	40	11.7 %
City website	37	10.8 %
Materials at parks or recreation facilities	7	2.0 %
Conversations with recreation staff	2	0.6 %
Newspaper	4	1.2 %
Friends & neighbors	4	1.2 %
Promotions at special events	4	1.2 %
Banners at parks or City facilities	11	3.2 %
Email/eBlasts from City	53	15.5 %
Facebook	19	5.6 %
X/Twitter	4	1.2 %
Instagram	16	4.7 %
Flyers	6	1.8 %
None chosen	49	14.3 %
Total	342	100.0 %

Q21. From the list in Question 20, which THREE methods of communication would you MOST PREFER the City use to communicate with you about recreation programs and activities?

Q21. 2nd choice	Number	Percent
City activity guide	41	12.0 %
City weekly newsletter	38	11.1 %
City website	57	16.7 %
Materials at parks or recreation facilities	12	3.5 %
Conversations with recreation staff	1	0.3 %
Newspaper	9	2.6 %
Friends & neighbors	8	2.3 %
Promotions at special events	8	2.3 %
Banners at parks or City facilities	28	8.2 %
Email/eBlasts from City	39	11.4 %
Facebook	14	4.1 %
X/Twitter	3	0.9 %
Instagram	16	4.7 %
Flyers	5	1.5 %
None chosen	63	18.4 %
Total	342	100.0 %

Q21. From the list in Question 20, which THREE methods of communication would you MOST PREFER the City use to communicate with you about recreation programs and activities?

Q21. 3rd choice	Number	Percent
City activity guide	39	11.4 %
City weekly newsletter	24	7.0 %
City website	32	9.4 %
Materials at parks or recreation facilities	18	5.3 %
Conversations with recreation staff	2	0.6 %
Newspaper	7	2.0 %
Friends & neighbors	10	2.9 %
Promotions at special events	11	3.2 %
Banners at parks or City facilities	36	10.5 %
Email/eBlasts from City	27	7.9 %
Facebook	17	5.0 %
X/Twitter	1	0.3 %
Instagram	11	3.2 %
Flyers	8	2.3 %
None chosen	99	28.9 %
Total	342	100.0 %

SUM OF TOP 3 CHOICES

Q21. From the list in Question 20, which THREE methods of communication would you MOST PREFER the City use to communicate with you about recreation programs and activities? (top 3)

Q21. Top choice	Number	Percent
City activity guide	166	48.5 %
City weekly newsletter	102	29.8 %
City website	126	36.8 %
Materials at parks or recreation facilities	37	10.8 %
Conversations with recreation staff	5	1.5 %
Newspaper	20	5.8 %
Friends & neighbors	22	6.4 %
Promotions at special events	23	6.7 %
Banners at parks or City facilities	75	21.9 %
Email/eBlasts from City	119	34.8 %
Facebook	50	14.6 %
X/Twitter	8	2.3 %
Instagram	43	12.6 %
Flyers	19	5.6 %
None chosen	49	14.3 %
Total	864	

Q22. How many years have you lived in the City of Santa Clara?

Q22. How many years have you lived in City of Santa Clara	Number	Percent
0-5 years	77	22.5 %
6-10 years	44	12.9 %
11-20 years	60	17.5 %
21-30 years	50	14.6 %
31+ years	95	27.8 %
Not provided	16	4.7 %
Total	342	100.0 %

WITHOUT NOT PROVIDED

Q22. How many years have you lived in the City of Santa Clara? (without "not provided")

Q22. How many years have you lived in City of Santa Clara	Number	Percent
0-5 years	77	23.6 %
6-10 years	44	13.5 %
11-20 years	60	18.4 %
21-30 years	50	15.3 %
31+ years	95	29.1 %
Total	326	100.0 %

Q23. Are you or any members of your family of Hispanic, Spanish, or Latino/a/x ancestry?

Q23. Are you or any members of your family of Hispanic, Spanish, or Latino/a/x ancestry	Number	Percent
Yes	56	16.4 %
No	269	78.7 %
Not provided	17	5.0 %
Total	342	100.0 %

WITHOUT NOT PROVIDED

Q23. Are you or any members of your family of Hispanic, Spanish, or Latino/a/x ancestry? (without "not provided")

Q23. Are you or any members of your family of Hispanic, Spanish, or Latino/a/x ancestry	Number	Percent
Yes	56	17.2 %
No	269	82.8 %
Total	325	100.0 %

Q24. Which of the following best describes your race/ethnicity?

Q24. Your race/ethnicity	Number	Percent
Asian or Asian Indian	161	47.1 %
Black or African American	8	2.3 %
American Indian or Alaska Native	3	0.9 %
White	105	30.7 %
Native Hawaiian or other Pacific Islander	4	1.2 %
Other	17	5.0 %
Total	298	

Q24-6. Self-describe your race/ethnicity:

Q24-6. Self-describe your race/ethnicity	Number	Percent
Hispanic	2	11.8 %
Portuguese	2	11.8 %
Italian American	1	5.9 %
Multi race	1	5.9 %
Mexican	1	5.9 %
South American	1	5.9 %
Slavic	1	5.9 %
Jewish	1	5.9 %
Hispanic/Native American	1	5.9 %
Filipino/Hispanic	1	5.9 %
Greek,French, American Indian, English	1	5.9 %
Filipino	1	5.9 %
Native American	1	5.9 %
Latino	1	5.9 %
Middle Eastern	1	5.9 %
Total	17	100.0 %

Q25. Your gender:

Q25. Your gender	Number	Percent
Male	162	47.4 %
Female	165	48.2 %
Non-binary	2	0.6 %
Prefer not to answer	13	3.8 %
Total	342	100.0 %

WITHOUT PREFER NOT TO ANSWER

Q25. Your gender: (without "prefer not to answer")

Q25. Your gender	Number	Percent
Male	162	49.2 %
Female	165	50.2 %
Non-binary	2	0.6 %
Total	329	100.0 %

Q26. Your age:

Q26. Your age	Number	Percent
18-34	70	20.5 %
35-44	69	20.2 %
45-54	67	19.6 %
55-64	67	19.6 %
65+	69	20.2 %
Total	342	100.0 %

Q27. What is the primary language spoken in your home?

Q27. Primary language spoken in your home	Number	Percent
English	281	87.5 %
Spanish	14	4.4 %
Chinese	7	2.2 %
Cantonese	3	0.9 %
Hindi	2	0.6 %
Vietnamese	2	0.6 %
Telugu	1	0.3 %
Kannada	1	0.3 %
Bengali	1	0.3 %
Tamil	1	0.3 %
Marathi	1	0.3 %
Japanese	1	0.3 %
Serbo Croatian	1	0.3 %
Portuguese	1	0.3 %
Tamal	1	0.3 %
Llocano	1	0.3 %
Arabic	1	0.3 %
Albanian	1	0.3 %
Total	321	100.0 %

7 Survey Instrument

City of Santa Clara
The Center of What's Possible

City Manager's Office

October 21, 2024

Dear Santa Clara Resident:

The City of Santa Clara is excited to announce that we are creating a **Parks & Recreation Master Plan** as a guide to develop, rehabilitate, maintain, and fund the community's parks and recreational facilities and programs for decades to come – we want to hear from you!
We are conducting a survey to help determine the City's parks and recreation priorities. This survey will take approximately 10-15 minutes to complete. The time you invest in completing this survey will aid the City in taking a resident-driven approach to enhance our community and improve the quality of life for all residents. To accurately represent a cross-section of the community, your household was one of a limited number randomly selected to participate.

Your voice is important!
Your response to this survey will remain anonymous and will be reported in group form only. We have selected ETC Institute, an independent consulting company, as our partner to administer this survey. Please return your completed survey within the next two weeks using the enclosed postage-paid return-reply envelope addressed to ETC Institute, 725 W. Frontier Circle, Olathe, KS 66061. If you prefer to take the survey online, please visit **SantaClaraSurvey.org**.

If you have any questions, please contact ETC Institute's project manager Ryan Murray at ryan.murray@etcinstitute.com or at 913-254-4598.

Don't miss this opportunity to have your voice heard and help us meet the ever-changing recreation needs of all community members.

Sincerely,

Jōvan D. Grogan
City Manager

1500 Warburton Avenue • Santa Clara, CA 95050 • Phone: 408-615-2210 • Fax: 408-241-6771 • www.SantaClaraCA.gov

City of Santa Clara Parks and Recreation Needs Assessment Survey

The City of Santa Clara requests your input to help determine park and recreation priorities for our community. This survey will take 10-15 minutes to complete. When you are finished, please return your survey in the enclosed postage-paid, return-reply envelope. If you prefer, you can complete the survey online at *santaclarasurvey.org*. We greatly appreciate your time!

---

1. Including yourself, how many people in your household are...

Under age 5: ____	Ages 15-19: ____	Ages 35-44: ____	Ages 65-74: ____
Ages 5-9: ____	Ages 20-24: ____	Ages 45-54: ____	Ages 75-84: ____
Ages 10-14: ____	Ages 25-34: ____	Ages 55-64: ____	Ages 85+: ____

2. Have you or any member of your household visited any parks or recreation facilities offered by the City of Santa Clara during the past 12 months?

____(1) Yes *[Answer Q2a-c.]* ____(2) No *[Skip to Q3.]*

2a. How often do you visit Santa Clara parks and/or recreation facilities?

____(1) More than 5 times a week
____(2) 2-4 times a week
____(3) Once a week
____(4) 1-3 times a month
____(5) Less than once a month
____(9) Don't know

2b. Overall, how would you rate the physical condition of ALL the City of Santa Clara parks and recreation facilities you have visited?

____(4) Excellent ____(3) Good ____(2) Fair ____(1) Poor

2c. Please CHECK ALL the following reasons that you and members of your household currently use Santa Clara parks and recreation facilities.

____(01) Participate in a program/attend an event/league
____(02) Walk for exercise
____(03) Walk dog(s)
____(04) Play on a playground
____(05) Picnicking/family-friend gathering
____(06) People watch
____(07) Read a book
____(08) Hang out
____(09) Ride a bike
____(10) Run/Jog
____(11) Go swimming/use a splash pad
____(12) Watch birds/wildlife
____(13) Play non-league/program sports (basketball, tennis, pickleball, soccer, lawn bowling)
____(14) Other: _____

3. Has your household participated in any recreation programs or activities offered by the City of Santa Clara during the past 12 months?

____(1) Yes *[Answer Q3a.]* ____(2) No *[Skip to Q4.]*

3a. How would you rate the overall quality of the City of Santa Clara recreation programs and/or activities in which your household has participated?

____(4) Excellent ____(3) Good ____(2) Fair ____(1) Poor

4. From the following list, please CHECK ALL the organizations that you or members of your household have used for recreation programs and activities during the past 12 months.

____(01) City of Santa Clara
____(02) Santa Clara County
____(03) Neighboring cities
____(04) Public/private schools
____(05) Places of worship (e.g., synagogues, churches)
____(06) Private and non-profit youth sports
____(07) Private summer camps
____(08) Private clubs (tennis, health, swim, fitness)
____(09) Homeowners association
____(10) Other: _____

4a. If you or members of your household have used other organizations for recreation programs and activities, please CHECK ALL the following reasons as to why you do so.

____(01) Quality of instructors
____(02) Newer facilities
____(03) Value of program matches the fee paid
____(04) Program times are more convenient
____(05) Offers programs that I am interested in
____(06) Closer to my home
____(07) Other: _____

5. Please CHECK ALL the following reasons that prevent you and members of your household from participating in the City of Santa Clara recreation programs or activities more often.

____(01) Lack of quality instructors
____(02) Old and outdated facilities
____(03) Use programs offered by other agencies
____(04) I don't know what is offered
____(05) Lack of quality programs
____(06) Fees are too high
____(07) Too far from my home
____(08) Program times are not convenient
____(09) Classes are full
____(10) Program not offered
____(11) Registration is difficult
____(12) Poor customer service by staff
____(13) Lack of transportation
____(14) Lack of right program equipment
____(15) Too busy/not interested
____(16) Lack of trust in government
____(17) Language/cultural barriers
____(18) Other: _____

6. Please indicate how well your needs are being met for each of the facilities/amenities listed below on a scale of 4 to 1, where 4 means your needs are "Fully Met," and 1 means your needs are "Not Met" at all. If you do not have a need for an item listed, please circle "9" for "No Need."

	Type of Facility/Amenity	Fully Met	Mostly Met	Partly Met	Not Met	No Need
01.	Community center (multi-use space for all ages)	4	3	2	1	9
02.	Community gardens	4	3	2	1	9
03.	Diamond sports fields (e.g., baseball, softball)	4	3	2	1	9
04.	Environmental education center	4	3	2	1	9
05.	Golf course	4	3	2	1	9
06.	Indoor basketball/volleyball courts (indoor gyms)	4	3	2	1	9
07.	Indoor walking/jogging track	4	3	2	1	9
08.	Lawn bowling	4	3	2	1	9
09.	Multi-use trails (biking, walking, jogging, hiking)	4	3	2	1	9
10.	Off-leash dog park	4	3	2	1	9
11.	Open space and conservation areas	4	3	2	1	9
12.	Outdoor amphitheater/outdoor performing arts venue	4	3	2	1	9
13.	Outdoor exercise/fitness equipment	4	3	2	1	9
14.	Outdoor multi-use courts (basketball, badminton, pickleball, tennis)	4	3	2	1	9
15.	Pickleball courts (dedicated)	4	3	2	1	9
16.	Picnic areas and shelters	4	3	2	1	9
17.	Rectangular sports fields (e.g., football, lacrosse, rugby, soccer)	4	3	2	1	9
18.	Skate parks	4	3	2	1	9
19.	Specialty bike parks (BMX park/pump track)	4	3	2	1	9
20.	Splash pads	4	3	2	1	9
21.	Swimming pool	4	3	2	1	9
22.	Tennis courts (dedicated)	4	3	2	1	9
23.	Universally accessible play areas	4	3	2	1	9
24.	Other: _____	4	3	2	1	9

7. Which FOUR facilities/amenities from the list in Question 6 are MOST IMPORTANT to your household? *[Write in your answers below using the numbers from the list in Question 6, or circle "NONE."]*

1st: ____ 2nd: ____ 3rd: ____ 4th: ____ NONE

8. Please indicate how well your needs are being met for each of the programs/activities listed below on a scale of 4 to 1, where 4 means your needs are "Fully Met," and 1 means your needs are "Not Met" at all. If you do not have a need for an item listed, please circle "9" for "No Need."

	Type of Programs/Services	Fully Met	Mostly Met	Partly Met	Not Met	No Need
01.	After school programs for youth of all ages	4	3	2	1	9
02.	Community special events	4	3	2	1	9
03.	Cultural enrichment programs	4	3	2	1	9
04.	EGaming/ESports	4	3	2	1	9
05.	Fitness and wellness programs	4	3	2	1	9
06.	Gymnastics/tumbling programs	4	3	2	1	9
07.	Lawn bowling activities/leagues	4	3	2	1	9
08.	Out of school day camps	4	3	2	1	9
09.	Out of school sports camps	4	3	2	1	9
10.	Outdoor environmental/nature camps and programs	4	3	2	1	9
11.	Outdoor recreation (hiking, canoe, kayak, archery, etc.)	4	3	2	1	9
12.	Performing arts programs (dance/music)	4	3	2	1	9
13.	Pickleball lessons and leagues	4	3	2	1	9
14.	Preschool programs/early childhood education	4	3	2	1	9
15.	Programs for at risk youth/crime prevention	4	3	2	1	9
16.	Programs for people with special needs	4	3	2	1	9
17.	Recreation/competitive swim team	4	3	2	1	9
18.	Sports leagues	4	3	2	1	9
19.	STEAM (science, technology, engineering, arts and mathematics)/tech classes	4	3	2	1	9
20.	Swim lessons	4	3	2	1	9
21.	Tennis lessons and leagues	4	3	2	1	9
22.	Visual arts/crafts/performing arts programs	4	3	2	1	9
23.	Water fitness programs/lap swimming	4	3	2	1	9
24.	Other: _____	4	3	2	1	9

9. Which FOUR programs/activities from the list in Question 8 are MOST IMPORTANT to your household? *[Write in your answers below using the numbers from the list in Question 8, or circle "NONE."]*

1st: ____ 2nd: ____ 3rd: ____ 4th: ____ NONE

10. Santa Clara Parks and Recreation is in the process of evaluating its event offerings. From the list below, which THREE of the single or multi-day event concepts would you and the members of your household be MOST INTERESTED in participating? *[Write in your answers using the numbers from the list below, or circle "NONE." For example, if your top choice is "Summer Camp Information Fair," you would write "11" in the space next to "1st" below.]*

01. Cultural celebrations (ethnic music, traditions, performances)
02. Competitions (triathlon, bike, 5K/10K runs, adventure/obstacle courses)
03. Employment/job fairs
04. Entertainment (music, movies, performers)
05. Environmental event (Water Matters Day, sustainability, recycling)
06. Food events (farmer's market, food tastings, beer/wine)
07. Health and wellness events (nutrition counseling, preventative health education, mental health wellness, City resources)
08. Holiday celebrations (Memorial, Veterans, 4th of July)
09. Educational workshops for seniors and youth (Fraud Prevention, D.A.R.E., etc.)
10. Sports tournaments (baseball, basketball, football, dodgeball, pickleball, soccer)
11. Summer Camp Information Fair

1st: ____ 2nd: ____ 3rd: ____ NONE

11. If you or someone in your household is over 50 years old, please indicate how well your/their needs are being met for each of the programs/activities listed below that promote ACTIVE AGING on a scale of 4 to 1, where 4 means your needs are "Fully Met," and 1 means your needs are "Not Met" at all. If you do not have a need for an item listed, please circle "9" for "No Need."

	Type of Active Aging Programs/Services	Fully Met	Mostly Met	Partly Met	Not Met	No Need
01.	Alzheimer/Parkinson's programs	4	3	2	1	9
02.	Arts and Crafts programs and activities	4	3	2	1	9
03.	Computer classes and programs	4	3	2	1	9
04.	Dance lessons and programs	4	3	2	1	9
05.	Day trips, tours, and excursions to popular tourist attractions	4	3	2	1	9
06.	Financial services program (tax filing)	4	3	2	1	9
07.	Healthy living programs and screenings (blood pressure, cancer, vision, etc.)	4	3	2	1	9
08.	Housing programs	4	3	2	1	9
09.	Legal assistance programs	4	3	2	1	9
10.	Lunch/meal programs	4	3	2	1	9
11.	Music classes and programs	4	3	2	1	9
12.	Special events at the senior center	4	3	2	1	9
13.	Special interest classes (gardening, writing, book clubs)	4	3	2	1	9
14.	Support groups	4	3	2	1	9
15.	Transportation programs/services	4	3	2	1	9
16.	Volunteer opportunities programs	4	3	2	1	9
17.	Weekly programs (cards, billiards, mahjong)	4	3	2	1	9
18.	Other: _____	4	3	2	1	9

12. Which FOUR programs/services from the list in Question 11 are MOST IMPORTANT to your household? *[Write in your answers below using the numbers from the list in Question 11, or circle "NONE."]*

1st: ____ 2nd: ____ 3rd: ____ 4th: ____ NONE

13. Please rate your level of agreement with the following statements about some potential benefits of the City of Santa Clara's parks and recreation services by circling the corresponding number.

	Parks and recreation services in Santa Clara...	Strongly Agree	Agree	Neutral	Disagree	Strongly Disagree	Don't Know
01.	Helps to attract new residents	5	4	3	2	1	9
02.	Helps to reduce crime in my neighborhood and keep kids out of trouble	5	4	3	2	1	9
03.	Improves my (my household's) mental health and reduces stress	5	4	3	2	1	9
04.	Improves my (my household's) physical health and fitness	5	4	3	2	1	9
05.	Increases my (my household's) property value	5	4	3	2	1	9
06.	Is age-friendly and accessible to all age groups	5	4	3	2	1	9
07.	Makes Santa Clara a more desirable place to live	5	4	3	2	1	9
08.	Positively impacts economic/business development/tourism	5	4	3	2	1	9
09.	Preserves open space and protects the environment	5	4	3	2	1	9
10.	Provides jobs/professional development for youth	5	4	3	2	1	9
11.	Provides positive social interactions for me (my household/family)	5	4	3	2	1	9
12.	Provides volunteer opportunities for the community	5	4	3	2	1	9

14. Which FOUR of the benefits from the list in Question 13 are MOST IMPORTANT to you and members of your household? *[Write in your answers below using the numbers from the first column in Question 13, or circle "NONE."]*

1st: ____ 2nd: ____ 3rd: ____ 4th: ____ NONE

15. Please rate your level of satisfaction with the overall value that your household receives from Santa Clara parks, trails, recreation facilities, pools, programs, or services.

____(5) Very satisfied ____(3) Neutral ____(1) Very dissatisfied
____(4) Satisfied ____(2) Dissatisfied ____(9) Don't know

16. <u>Maintenance</u>. Please rate your satisfaction with each of the following maintenance activities provided in the Santa Clara Parks and Recreation System.

	Maintenance Activity/Task	Very Satisfied	Satisfied	Neutral	Dissatisfied	Very Dissatisfied	Don't Know
01.	Athletic field maintenance	5	4	3	2	1	9
02.	Athletic outdoor court maintenance (tennis, pickleball, basketball, etc.)	5	4	3	2	1	9
03.	Community/recreation/senior center maintenance	5	4	3	2	1	9
04.	Dog park (off leash) maintenance and care	5	4	3	2	1	9
05.	Graffiti removal/vandalism repair	5	4	3	2	1	9
06.	Landscape care (flower beds)	5	4	3	2	1	9
07.	Mowing	5	4	3	2	1	9
08.	Natural area/conservation area management	5	4	3	2	1	9
09.	Path/Trail (paved) maintenance	5	4	3	2	1	9
10.	Pavilion/Picnic area maintenance	5	4	3	2	1	9
11.	Playground safety and maintenance	5	4	3	2	1	9
12.	Pool/Splash pad/spray ground maintenance	5	4	3	2	1	9
13.	Restroom maintenance	5	4	3	2	1	9
14.	Specialized facility maintenance	5	4	3	2	1	9
15.	Trail (non-paved) maintenance	5	4	3	2	1	9
16.	Trash/Litter/Waste pickup	5	4	3	2	1	9
17.	Urban forest/tree maintenance	5	4	3	2	1	9
18.	Waterways/Rivers/Streams	5	4	3	2	1	9

17. Which of the FOUR maintenance activities from the list in Question 16 are MOST IMPORTANT to you and members of your household? *[Write in your answers below using the numbers from the first column in Question 16, or circle "NONE."]*

1st: ____ 2nd: ____ 3rd: ____ 4th: ____ NONE

18. The following is a list of actions the City of Santa Clara could take to improve the parks and recreation system. Please indicate your support for each potential action using a scale of 5 to 1, where 5 means "Very Supportive," and 1 means "Not at all Supportive."

	Improvements to Existing Facilities:	Very Supportive	Somewhat Supportive	Neutral	Not Supportive	Not at all Supportive	Don't Know
01.	General repair and increase maintenance of parks and facilities	5	4	3	2	1	9
02.	Improve existing aquatic facilities	5	4	3	2	1	9
03.	Add/expand/improve trails/walking loops in existing parks	5	4	3	2	1	9
04.	Improve ADA/disabled persons accessibility at parks	5	4	3	2	1	9
05.	Improve/expand natural open space areas in existing parks	5	4	3	2	1	9
06.	Improve restroom facilities in existing parks	5	4	3	2	1	9
07.	Improve playgrounds in existing parks	5	4	3	2	1	9
08.	Renovate Recreation/Senior Centers	5	4	3	2	1	9
09.	Add Wi-Fi/other technology improvements to existing parks	5	4	3	2	1	9
	Developing New Facilities:						
10.	Develop new parks	5	4	3	2	1	9
11.	Develop new sports facilities (fields, basketball, pickleball)	5	4	3	2	1	9
12.	Develop new off-leash dog parks	5	4	3	2	1	9
13.	Develop new trail and bike lane connections)	5	4	3	2	1	9
14.	Develop new splashpads	5	4	3	2	1	9
15.	Develop/improve community-wide event venues	5	4	3	2	1	9

19. Which FOUR actions from the list in Question 18 on the previous page would you be MOST WILLING to fund? *[Write in your answers below using the numbers from the list in Question 18, or circle "NONE."]*

1st: ____ 2nd: ____ 3rd: ____ 4th: ____ NONE

20. From the following list, please CHECK ALL of the ways you learn about the City of Santa Clara parks, recreation facilities, and programs, events, activities and services.

____(01) City activity guide
____(02) City weekly newsletter
____(03) City website
____(04) Materials at parks or recreation facilities
____(05) Conversations with recreation staff
____(06) Newspaper
____(07) Friends and neighbors
____(08) Promotions at special events
____(09) Banners at parks or City facilities
____(10) Email/Eblasts from City
____(11) Facebook
____(12) X (Twitter)
____(13) Instagram
____(14) Flyers
____(15) Other: _____

21. From the list above in Question 20, which THREE methods of communication would you MOST PREFER the City use to communicate with you about recreation programs and activities? *[Write in your answers below using the numbers from the list in Question 20, or circle "NONE."]*

1st: ____ 2nd: ____ 3rd: ____ NONE

Demographics: The following questions are about you and your household. We ask these questions to ensure we reach all groups in Santa Clara and to see if all residents are experiencing City services equitably. Your individual responses will remain confidential.

22. How many years have you lived in the City of Santa Clara? _____ years

23. Are you or any members of your family of Hispanic, Spanish, or Latino/a/x ancestry?

____(1) Yes ____(2) No

24. Which of the following best describes your race/ethnicity? *[Check all that apply.]*

____(01) Asian or Asian Indian
____(02) Black or African American
____(03) American Indian or Alaska Native
____(04) White
____(05) Native Hawaiian or other Pacific Islander
____(99) Other: _____

25. Your gender:

____(1) Male
____(2) Female
____(3) Non-binary
____(4) Prefer not to answer
____(5) Prefer to self-describe: _____

26. Your age: _____ years

27. What is the primary language spoken in your home? _____

28. Would you be willing to participate in future surveys sponsored by the City of Santa Clara?

____(1) Yes *[Please provide your contact information below.]* ____(2) No

Mobile Phone Number: _____ Email Address: _____

This concludes the survey. Thank you for your time!

Please return your completed survey in the enclosed return-reply envelope addressed to:
ETC Institute, 725 W. Frontier Circle, Olathe, KS 66061

Your responses will remain completely anonymous. The information to the right will ONLY be used to help identify the level of need and priorities in your area. Thank you!

REPORT TO COUNCIL

SUBJECT

Adopt a Resolution to Declare the City of Santa Clara's Intention to Renew the Santa Clara Tourism Improvement District (SCTID) and fix the time and place for a public meeting and public hearing

BACKGROUND

The SCTID is a benefit assessment district proposed to continue a revenue source to help fund Marketing, Communication, and Convention Center and Partner Sales efforts for certain Santa Clara lodging businesses. This approach has been used successfully in other destination areas throughout the state to improve tourism and drive additional room nights to assessed businesses.

TOURISM IMPROVEMENT DISTRICTS

Tourism Improvement Districts (TIDs) utilize the efficiencies of private sector operation in the market-based promotion of tourism. These special assessment districts allow assessed business owners to organize their efforts to increase tourism. Business owners within the TID fund the TID, and those funds are used to provide services that are desired by and benefit the assessed businesses within the TID.

TID benefits:

- Funds cannot be diverted for other government programs;
- They are customized to fit the needs of each destination;
- They allow for a wide range of services; including: destination marketing, tourism promotion, and sales lead generation;
- They are designed, created and governed by those who will pay the assessment; and
- They provide a stable funding source for tourism promotion.

In California, TIDs are primarily formed pursuant to the Property and Business Improvement District Law of 1994 (94 Law). TIDs formed under the 94 Law can be funded by assessments against businesses, assessments against property or a combination of the two. TIDs are not entities that have a separate legal existence from the entities that establish them, nor are they political subdivisions that have their own governing boards. The TID is not, itself, a unit of government, rather, it is a program of the City.

A management district plan serves as the "constitution" of the TID. An owners' association may be retained to provide the improvements, maintenance, and activities described in the management district plan. If the management district plan designates an owners' association, the city must contract with the designated owners' association to provide the services. The owners' association is a private

entity and may not be considered a public entity for any purpose, though it is required to comply with the Ralph M. Brown Act at all times when matters within the subject matter of the TID are heard, discussed, or deliberated.

SANTA CLARA TOURISM IMPROVEMENT DISTRICT HISTORY

The SCTID was originally formed in 2005 pursuant to the Parking and Business Improvement Area Law of 1989 (1989 Law). On January 11, 2005, City Council (Council) approved Ordinance No. 1797, amending the Santa Clara Municipal Code and establishing the tourism improvement district with boundaries covering eleven (11) lodging businesses near the Santa Clara Convention Center. Under the 1989 Law, the district was administered by a Council-appointed Advisory Board, required annual renewal, and collected a fee of $1.00 from hotel guests on each occupied hotel/motel room night.

Beginning in Fiscal Year 2019/20, the lodging businesses expressed interest in reconstituting the district under the 94 Law and transitioning the assessment method from $1.00 per occupied room night to a percentage of gross short-term room rental revenue. On November 12, 2019, the Council approved the SCTID's request to pursue conversion (RTC 19-920), and on February 11, 2020, the Council directed staff to proceed with a change to 1.5% of gross short-term room rentals with the future option to increase to no more than 2% (RTC 20-1394). The onset of the COVID-19 pandemic and the resulting uncertainty regarding economic impacts to the lodging industry prompted Council to temporarily postpone the conversion, and on April 8, 2020, Council directed staff to renew the existing district under the 1989 Law with the $1.00 per occupied room night assessment while economic conditions stabilized (RTC 20-452).

On January 26, 2021, the Council approved the lodging businesses' request to pursue formation of the district under the 94 Law and directed staff to proceed with an initial assessment of 1.5% of gross short-term room rental revenue, with the option to increase to 2% in year two (RTC 21-3589). Petitions in favor of formation were submitted by six (6) lodging businesses representing 76.51% of the total assessment. On April 6, 2021, the Council adopted Resolution No. 21-8955, declaring the City's intention to establish the SCTID under the 94 Law (RTC 21-153). A public meeting to receive testimony was held on April 20, 2021 (RTC 21-154), and on May 25, 2021, following a public hearing at which no protests were received, the Council adopted a Resolution of Formation establishing the current SCTID for a five (5) year term beginning July 1, 2021 through June 30, 2026 (RTC 21-155).

The Silicon Valley/Santa Clara DMO, Inc. (dba Discover Santa Clara) serves as the SCTID's Owners' Association and implements the programs in accordance with the Council approved Management District Plan. As the current five-year term approaches its scheduled expiration on June 30, 2026, the lodging businesses have requested that the City initiate proceedings under the 94 Law to renew the SCTID, sustain and expand the marketing, communications programs, and convention center and partner sales that have been funded through the district.

DISCUSSION

The renewed SCTID includes all lodging businesses with ten (10) rooms or more, existing or in the future, available for public occupancy, located within the boundaries of a portion of the City as more specifically identified on the map included as Attachment 1 . Lodging businesses do not include short -term rentals, including units within multi-family buildings that are permitted to operate as short-term rentals.

The current SCTID, established effective July 1, 2021 for a five-year term, is scheduled to expire on June 30, 2026. Under the existing Management District Plan, assessments have funded convention sales and incentives, destination marketing, and tourism promotion activities administered by the Silicon Valley/Santa Clara DMO, Inc. (dba Discover Santa Clara) as the SCTID's Owners' Association. With the approaching expiration of the current term and continued lodging-industry support for a dedicated funding source for tourism promotion, the assessed lodging businesses have submitted petitions requesting that the Council initiate renewal proceedings for the SCTID under the 94 Law for a new five-year term.

Lodging business owners have decided to pursue renewal of the SCTID to continue a dedicated revenue source devoted to marketing Santa Clara as a tourist, meeting and event destination. If renewed, the SCTID would generate approximately $4,047,912 on an annual basis for promotion of travel and tourism specific to Santa Clara.

MANAGEMENT DISTRICT PLAN

The Management District Plan (Plan) (Attachment 1) includes the proposed boundary of the SCTID, a service plan and budget and a proposed means of governance. The SCTID will include all lodging businesses with ten (10) rooms or more, existing or in the future, available for public occupancy, located within the boundaries of a portion of the City as more particularly shown on Attachment 1.

The annual assessment rate is two percent (2%) of gross short-term sleeping room rental revenue. During the SCTID term, the assessment rate may be increased to a maximum rate of three percent (3%) of gross short-term sleeping room rental revenue for assessed lodging businesses. The Silicon Valley/Santa Clara DMO, Inc. dba Discover Santa Clara Board of Directors (the "Board") shall have the authority to increase the rate to a maximum assessment rate of three percent (3%). If the assessment rate is increased, it may subsequently be decreased, subject to Board approval as described in Section V of the Plan, but shall not be decreased below a minimum of two percent (2%) of gross short-term sleeping room rental revenue. The maximum assessment increase or decrease permitted in any year shall be one-half percent (0.5%). Increases to the assessment rate shall be subject to the approval of the Board and assessed lodging business owners, as described in Section V of the Plan.

Based on the benefit received, assessments will not be collected on: stays of more than thirty (30) consecutive days; or stays by any officer or employee of a foreign government who is exempt by reason of express provision of Federal law or international treaty. Additionally, assessments will not be collected on stays by any Federal or State of California officer or employee on official business who shall provide one of the following: a warrant or check drawn on the Treasury of the United States; a copy of the official travel orders indicating the issuing governmental agency and the employee's full name; or, a copy of a letter on the official letterhead of an exempt governmental agency requesting exemption and listing the employee's name and stating that the stay is for official government business. The dates of occupancy must also be included. These requirements must be demonstrated by the guest at the time of registration. Failure to satisfy these requirements will result in no assessment exemption. Copies of the documentation for each exemption claimed must be submitted to the City's Director of Finance with each remittance of assessments.

The renewed SCTID will have a five (5) year term, beginning July 1, 2026 and ending five (5) years from its start date.

Each assessed lodging business located in the boundaries of the SCTID shall be responsible for remitting the assessments to the City in accordance with the Plan. The City will be responsible for collecting the assessment on a monthly basis (including any interest and overdue charges) from each assessed lodging business located in the boundaries of the SCTID. The City shall forward the assessments to Silicon Valley/Santa Clara DMO, Inc. dba Discover Santa Clara, which will have the responsibility of managing SCTID programs as provided in the Plan. The City shall retain a fee equal to two percent (2%) of the amount of assessment collected to cover its costs of collection and administration.

It is anticipated that the SCTID will generate $4,047,912 annually and the proposed first year annual budget is outlined in Table 1.

Table 1 - Initial Annual Budget

Program	Description	Budget
Marketing, Communications, and Convention Center and Partner Sales (70%)	Position Santa Clara as a premier destination for meetings, events, and leisure tourism.	$2,833,538
Administration (25%)	Provides management, coordination, and support to all organizational services and functions	$1,011,978
Contingency (3%)	Used to account for uncollected assessments, and a reserve fund for program administration or renewal costs at the discretion of the Board.	$121,438
City Administration Fee (2%)	Retained fee to cover costs of collection and administration of the SCTID assessment.	$80,958
Total		$4,047,912

SCTID Formation Process

May 5, 2026 - Resolution of Intention Hearing

Upon the submission of a written petition, signed by the business owners in the renewed SCTID who will pay more than fifty percent (50%) of the assessments proposed to be levied, the Council may initiate proceedings to renew the SCTID by the adoption of a resolution of intention (Attachment 3) to express its intention to renew the SCTID.

Petition Status : At the date of this agenda publication, eight (8) of the 11 TID lodging businesses (AC Hotel Santa Clara, Delta by Marriott, Hilton Santa Clara, Hyatt House, Hyatt Regency, Element Santa Clara, Marriott Santa Clara, Townplace Suites), submitted petitions totaling 81.13% of the

lodging businesses (Attachment 4). This majority petition allows the Council to initiate proceedings for SCTID renewal at the May 5, 2026 meeting.

No later than May 9, 2026 - Public Notice
The 94 Law requires the City to mail written notice to the owners of all businesses proposed to be assessed within the SCTID. The notice must be provided forty-five (45) days before the public hearing to allow a period in which assessed business owners may protest SCTID renewal. The notice must include notice of the public meeting, and the public meeting shall occur before the public hearing.

June 9, 2026 - Public Meeting
Allow public testimony on the renewal of the SCTID and levy of assessments. No Council action required.

June 23, 2026 - Final Public Hearing
If written protests are received from the owners of businesses in the renewed SCTID which will pay fifty percent (50%) or more of the assessments proposed to be levied, and protests are not withdrawn so as to reduce the protests to less than fifty percent (50%), no further proceedings to levy the proposed assessment against such businesses shall be taken for a period of one (1) year from the date of the finding of a majority protest by the Council.

If the City Council, following the public hearing, decides to renew the SCTID, the Council shall adopt a resolution of renewal that renews the district.

ENVIRONMENTAL REVIEW
The action being considered does not constitute a “project” within the meaning of the California Environmental Quality Act (“CEQA”) pursuant to CEQA Guidelines section 15378(b)(4) in that it is a fiscal activity that does not involve any commitment to any specific project which may result in a potential significant impact on the environment.

FISCAL IMPACT
None immediately. The City will receive a fee of two percent (2%) of the amount collected to cover its cost of administration. The amount is approximately $80,958 based on the annual SCTID revenue estimate of $4,047,912. Because the SCTID programs are intended to increase visitation to the City, there may be an increase in transient occupancy tax and sales tax collections.

COORDINATION
This report was coordinated with the City Manager’s Office, City Attorney’s Office, and Finance Department.

PUBLIC CONTACT
Public contact was made by posting the Council agenda on the City’s official-notice bulletin board outside City Hall Council Chambers. A complete agenda packet is available on the City’s website and in the City Clerk’s Office at least 72 hours prior to a Regular Meeting and 24 hours prior to a Special Meeting. A hard copy of any agenda report may be requested by contacting the City Clerk’s Office at (408) 615-2220, email clerk@santaclaraca.gov or at the public information desk at any City of Santa Clara public library.

RECOMMENDATION

Adopt a Resolution of Intention declaring the City's intent to renew the Santa Clara Tourism Improvement District (SCTID) for five (5) years starting July 1, 2026.

Reviewed by: Aracely Azevedo, Assistant City Manager
Approved by: Jovan D. Grogan, City Manager

ATTACHMENTS

1. TID Boundaries Map
2. SCTID Management District Plan
3. Resolution of Intention
4. Signed Petitions

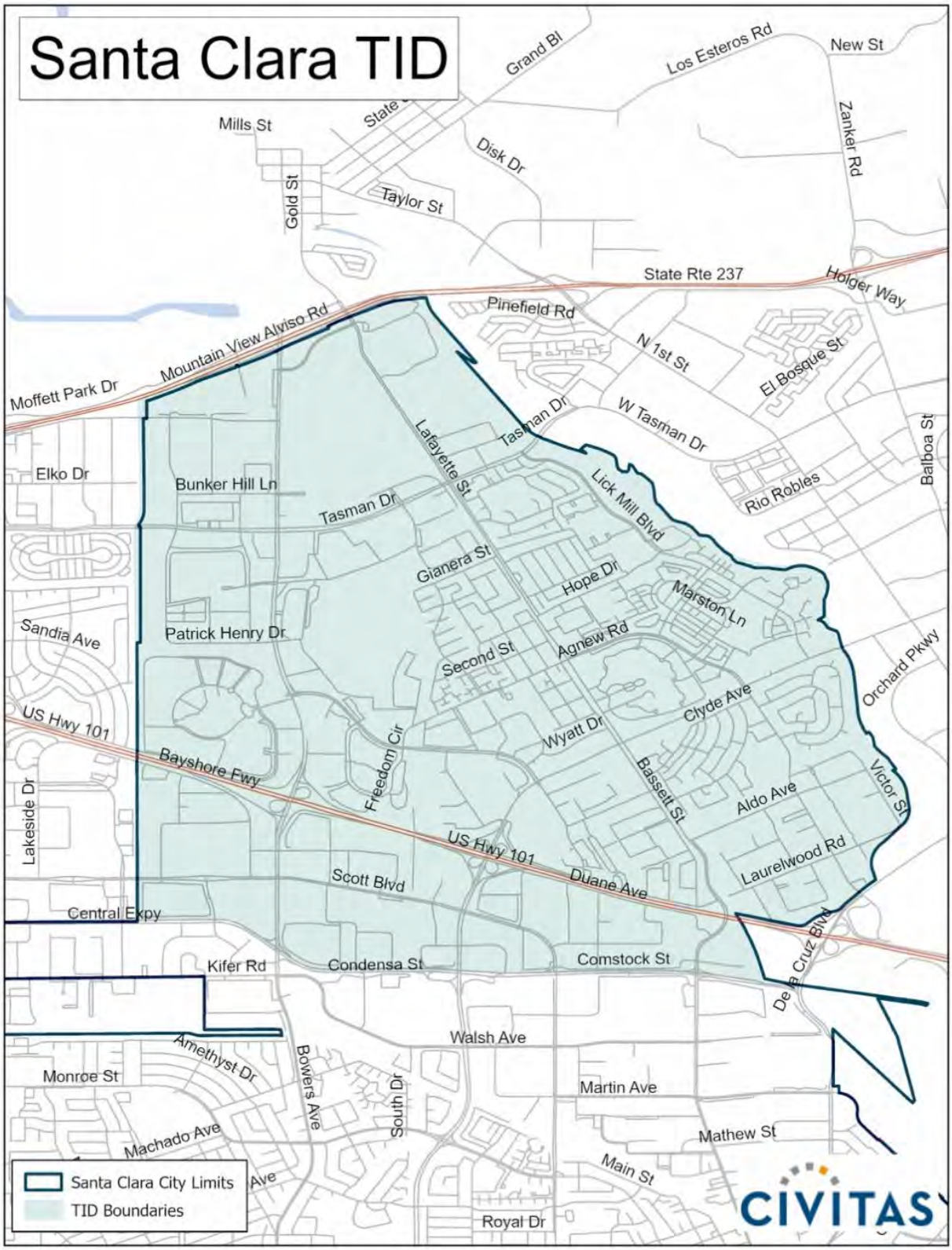
Santa Clara TID
Grand Bl
Los Esteros Rd
New St
Mills St
Disk Dr
Zanker Rd
Gold St
Taylor St
State Rte 237
Holger Way
Pinefield Rd
Mountain View Alviso Rd
Moffett Park Dr
N 1st St
El Bosque St
Tasman Dr
W Tasman Dr
Lafayette St
Elko Dr
Bunker Hill Ln
Tasman Dr
Lick Mill Blvd
Rio Robles
Balboa St
Gianera St
Hope Dr
Marston Ln
Sandia Ave
Patrick Henry Dr
Second St
Agnew Rd
Orchard Pkwy
US Hwy 101
Bayshore Fwy
Freedom Cir
Wyatt Dr
Clyde Ave
Bassett St
Victor St
Aldo Ave
Lakeside Dr
US Hwy 101
Laurelwood Rd
Scott Blvd
Duane Ave
Central Expy
De La Cruz Blvd
Kifer Rd
Condensa St
Comstock St
Walsh Ave
Amethyst Dr
Monroe St
Bowers Ave
South Dr
Martin Ave
Mathew St
Machado Ave
Main St
Ave
Royal Dr
Santa Clara City Limits
TID Boundaries
CIVITAS

2026-2031

SANTA CLARA TOURISM IMPROVEMENT DISTRICT MANAGEMENT DISTRICT PLAN

Prepared pursuant to the Property and Business Improvement District Law of 1994, Streets and Highways Code section 36600 et seq.

April 21, 2026

TABLE OF CONTENTS

I. OVERVIEW 3

II. BACKGROUND 5

III. ACCOMPLISHMENTS 6

IV. BOUNDARY 11

V. ASSESSMENT BUDGET AND SERVICES 13

A. Annual Service Plan 13
B. Annual Budget 16
C. California Constitutional Compliance 17
D. Assessment 18
E. Interest and Overdue Charges 20
F. Time and Manner for Collecting Assessments 20

VI. GOVERNANCE 21

A. Owners' Association 21
B. Brown Act and California Public Records Act Compliance 21
C. Annual Report 21

APPENDIX 1 – LAW 22

APPENDIX 2 – ASSESSED BUSINESSES 34

Prepared by
Civitas

CIVITAS
PARTNERSHIPS • PROGRESS • PROSPERITY

(916) 437-4300
www.civitasadvisors.com

I. OVERVIEW

Developed by Santa Clara lodging businesses and Silicon Valley/Santa Clara DMO, Inc. dba Discover Santa Clara® ("Discover Santa Clara® or DMO"), the Santa Clara Tourism Improvement District ("SCTID") is an assessment district proposed to continue to provide specific benefits to payors by funding marketing, communications, and convention center and partner sales services for assessed lodging businesses. This approach has been used successfully in other destination areas throughout the country to provide the benefit of additional room night sales directly to payors. The SCTID was initially created in 2021 for a five (5) year term. Santa Clara lodging businesses and the DMO now wish to renew the SCTID for an additional five (5) year term.

Location: The renewed SCTID includes all lodging businesses with ten (10) rooms or more, existing and in the future, available for public occupancy located within the boundaries of a portion of the city of Santa Clara, as shown on the map and defined in Section IV.

Services: The SCTID is designed to provide specific benefits directly to payors by increasing awareness and demand for room night sales. Marketing, communication programs, and convention center and partner sales, and other improvements and activities set forth in this Management District Plan ("Plan"), will increase demand for overnight tourism and market payors for tourist, meeting and event destinations, thereby increasing demand for room nights.

Budget: The total SCTID annual assessment budget for the initial year of its five (5) year operation is anticipated to be approximately $4,047,912. A similar assessment budget is expected to apply to subsequent years, but this assessment budget is expected to fluctuate as room sales do, as businesses open and close, and if the assessment rate is increased or decreased pursuant to this Plan.

Cost: The annual assessment rate is two percent (2%) of gross short-term sleeping room rental revenue. During the SCTID term, the assessment rate may be increased to a maximum rate of three percent (3%) of gross short-term sleeping room rental revenue for assessed lodging businesses. The DMO Board of Directors (the "Board") shall have the authority to increase the rate to a maximum assessment rate of three percent (3%). If the assessment rate is increased, it may subsequently be decreased, subject to Board approval as described in Section V of this Plan, but shall not be decreased below a minimum of two percent (2%) of gross short-term sleeping room rental revenue. The maximum assessment increase or decrease permitted in any year shall be one-half percent (0.5%). Increases to the assessment rate shall be subject to the approval of the Board and assessed lodging business owners, as described in Section V of this Plan.

Based on the benefit received, assessments will not be collected on: stays of more than thirty (30) consecutive days; or stays by any officer or employee of a foreign government who is exempt by reason of express provision of Federal law or international treaty. Additionally, assessments will not be collected on stays by any Federal or State of California officer or employee on official business who shall provide one of the following: a warrant or check drawn on the Treasury of the United States; a copy of the official travel orders indicating the issuing governmental agency and the employee's full name; or, a copy of a letter on the official letterhead of an exempt governmental agency requesting exemption and

listing the employee's name and stating that the stay is for official government business. The dates of occupancy must also be included. These requirements must be demonstrated by the guest at the time of registration. Failure to satisfy these requirements will result in no assessment exemption. Copies of the documentation for each exemption claimed must be submitted to the City's Director of Finance with each remittance of assessments.

Collection: Each assessed lodging business located in the boundaries of the SCTID shall be responsible for remitting the assessments to the City in accordance with this Plan. The City will be responsible for collecting the assessment on a monthly basis (including any interest and overdue charges) from each assessed lodging business located in the boundaries of the SCTID. The City shall take all reasonable efforts to collect the assessments from each assessed lodging business and may charge SCTID its proportionate share of collection costs.

Duration: The renewed SCTID will have a five (5) year life, beginning July 1, 2026, or as soon as possible thereafter, and ending five (5) years from its start date. After five (5) years, the SCTID may be renewed pursuant to the Property and Business Improvement District Law of 1994, Streets and Highways Code Section 36600 et seq. ("94 Law") if assessed lodging business owners support continuing the SCTID programs.

Management: The DMO shall continue to serve as the SCTID's Owners' Association. The Owners' Association is charged with managing funds and implementing programs in accordance with this Plan and must provide annual reports to the City Council.

II. BACKGROUND

TIDs are an evolution of the traditional Business Improvement District. The first TID was formed in West Hollywood, California in 1989. Since then, over 100 California destinations have followed suit. In recent years, other states have begun adopting the California model: Illinois, Minnesota, Massachusetts, Montana, South Dakota, Washington, Colorado, Texas, and Louisiana have adopted TID laws. Several other states are in the process of adopting their own legislation. The cities of Wichita, Kansas and Newark, New Jersey used existing business improvement district laws to form TIDs. Additionally, some cities, like Portland, Oregon and Memphis, Tennessee have utilized their home rule powers to create TIDs without a state law.

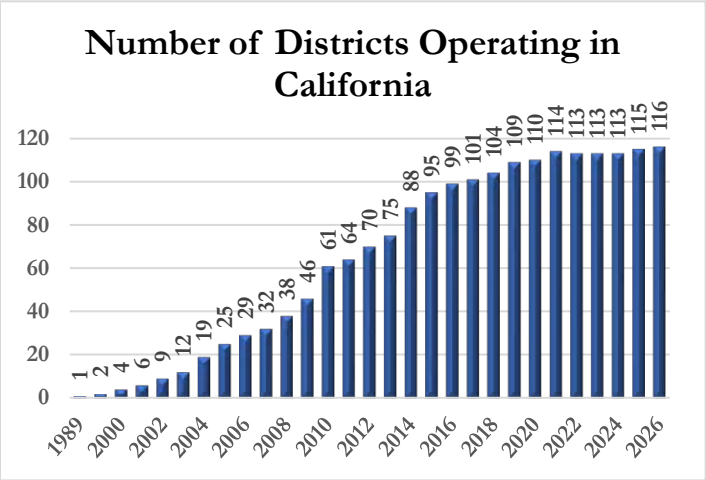

California's TIDs collectively raise over $300 million annually for local destination marketing. With competitors raising their budgets, and increasing rivalry for visitor dollars, it is important that Santa Clara lodging businesses continue to invest in stable, commerce-specific marketing programs.

TIDs utilize the efficiencies of private sector operation in the market-based promotion of tourism districts. TIDs allow tourism business owners to organize their efforts to increase commerce. Lodging business owners within the TID pay an assessment and those funds are used to provide services that increase commerce.

In California, most TIDs are formed pursuant to the Property and Business Improvement District Law of 1994. This law allows for the creation of a benefit assessment district to raise funds within a specific geographic area. *The key difference between* TIDs *and other benefit assessment districts is that funds raised are returned to the private non-profit corporation governing the district for expenditures consistent with plans like this one.* They are intended to supplement, not supplant, existing government funding and services for the specific benefit of the assessed businesses.

There are many benefits to TIDs:

- Funds must be spent on services and improvements that provide a specific benefit only to those who pay;
- Funds cannot be diverted to general government programs;
- They are customized to fit the needs of payors in each destination;
- They allow for a wide range of services;
- They are ***designed, created and governed by those who will pay*** the assessment; and
- They provide a stable, long-term funding source for tourism promotion.

III. ACCOMPLISHMENTS

Organizational Formation and Strategic Evolution: Since its establishment, Discover Santa Clara® has evolved from a start-up organization into a fully operational Destination Marketing Organization with the team, systems, and partnerships in place to deliver results. Over the past fiscal year, the DMO advanced its sales, marketing, and operational capabilities, strengthened financial stewardship, and positioned Santa Clara to capitalize on major global opportunities ahead—including Super Bowl LX and the FIFA World Cup 2026. The following highlights reflect key accomplishments achieved through collaboration with our SCTID hotel partners, the City, and industry stakeholders.

Metrics reflect performance through the close of FY 2024/25, with select indicators updated to reflect early FY 2025/26 activity where relevant.

ORGANIZATIONAL SUCCESS: TEAM ACHIEVEMENTS AND INDUSTRY ACCOLADES.

I. Administrative Operational Advancement & Governance

- **Executive Leadership and Team Build-Out:** Following the hiring of a new CEO in October 2022, Discover Santa Clara® **built out its full organizational structure.** Under her leadership, the DMO strategically assembled a high-performing team that now includes a Director of Business Operations, Directors of Sales & Marketing, two Sales Managers, a Manager of Data & Strategy, a Marketing Manager, and a Marketing Coordinator. With staggered onboarding over two and a half years, the **full team of nine was in place in March 2025.**
- **Established Financial Infrastructure**: Developed and completed **Financial Standard Operating Procedures (SOPs)** in collaboration with our Accounting Firm Krisch & Company and City representatives. These SOPs were approved by the Board in January 2024 and serve as one of the steps necessary for the DMO's readiness to gain financial independence.
- **Launched a 401(k) Program**: Introduced a formal **retirement benefits program** for all full-time employees, demonstrating long-term commitment to staff well-being and organizational maturity.
- **Implemented Performance Management and Incentive Programs to Drive Accountability and Results:** Implemented a comprehensive **performance management framework** creating a structured Annual Review Process that includes quarterly check-ins and year-end evaluations aligned to individual goals and broader organizational Key Performance Indicators (KPIs). Additionally, designed and rolled out **incentive compensation plans** and goal-setting processes for all eligible positions, linking performance with accountability to drive results-driven behavior.
- **Modernized Administrative Systems**:
    - Developed and gained Board approval for the organization's first-ever **Travel & Entertainment Policy** to guide responsible spending, improve reporting accuracy, and establish accountability standards.
    - Introduced **Corporate Credit Cards** through Bridge Bank to streamline business purchasing, travel, and reimbursements.
    - Finalized **revenue reconciliation** for 2019–2021 with the City and the former Chamber of Commerce DMO.
    - Created **SOPs** and internal systems to guide reporting, vendor management, and City contract tracking.
- **Strengthened Governance & Reporting**:
    - Delivered **quarterly and annual reports** to the Board of Directors and SCTID partners.

- Facilitated Board of Directors **elections and onboarding processes.**
- Initiated Civitas-led **Board training** in January 2025 to strengthen governance alignment and introduce the SCTID renewal process.

- **Strategic Team Alignment**: Implemented cadence of all-staff **strategic offsite meetings** focused on cross-functional planning, budget alignment, and team development, including *The Enneagram Training* for deeper understanding of team dynamics.
- **Strong Financial Performance & Stewardship (FY 2024/25):**
  - SCTID assessment **outperformed projections** ($3.2M vs. $2.6M forecast)
  - Generated **$160,000 in new interest revenue** on assessment funds.
  - Closed FY 2024/25 with an approximately **$600,000 year-end surplus** to fund future activities**,** reflecting strong assessment performance and expense management.

II. Sales & Convention Strategy

- **Strategic Sales Deployment:** Implemented a **market-segment deployment model,** aligning sales team members by verticals such as corporate, sports, and association to better engage planners and strategically grow business opportunities.
- **Sales Lead Growth & Expanded Booking Scope**: Within the Priority (P1–P5) classification system—where groups are ranked by peak room demand and convention center spend—**P1–P3 represent the highest-value, long-term business** driving the greatest economic impact. FY 2024/25 marked the first full year with a fully staffed sales team and the expansion of the DMO's booking scope to include management of P3 leads generated through direct sales efforts. As a result, total lead volume increased 46% year-over-year, with the DMO generating 101 P1–P3 leads, up from 72 the prior year. This growth was driven by proactive prospecting, targeted sales trips, and consistent client engagement.
- **Secured Priority 1 (P1) + Priority 2 (P2) Events:** Secured multiple P2 and self-contained groups for future years driving both room nights for our SCTID hotel partners and revenue for the Convention Center. Successfully delivered the DMO's first P1 citywide group to actualization, with the event completed and generating over $1M in revenue.
- **Tradeshow & Industry Presence:** Engaged in **25 strategically selected tradeshows and sales missions**, including IMEX, TEAMS, MPI, IPEC, Connect Spring, and RCMA, targeting **corporate, association, sports, and affinity segments** to drive direct planner engagement and elevate Santa Clara's visibility.
- **Strategic Partnerships**: Established **strategic partnerships** with leading tourism and meetings industry organizations – including *U.S. Travel, CalTravel, Meeting Professionals International, SF Travel, HelmsBriscoe, and ConferenceDirect* – expanding access to key client databases, industry events, and high-value meeting planner networks.
- **Sales-Driven Marketing Integration:** Partnered with marketing to create **targeted sales materials, custom collateral, and pre-post campaigns** supporting key tradeshows and sales missions. Integrated **meetings-focused content** into the broader strategy to ensure alignment with planner needs and enhance Santa Clara's visibility as a premier meetings destination.
- **CRM & Data Modernization:** Completed a comprehensive audit and cleanup of the Simpleview Customer Relationship Management tool, integrated strategic prospecting tools including **ZoomInfo and Cvent BI Dashboard, enhanced STR (Smith Travel Accommodations Report) reporting, and advanced implementation of the Tourism Economics Symphony** platform to strengthen data capture, marketing attribution, return on investment (ROI) measurement, and partner decision-making.
- **Backyard Acquisition Strategy:** Rolled out a local account acquisition plan targeting 1,500 regional companies, hosting site visits and client events to showcase SCTID partner hotels and City assets, including the Convention Center, to the meeting planner community.

Community Visibility & Upcoming Signature Events

- **Super Bowl LX and FIFA World Cup 2026 Readiness:** Finalized and received Board approval for the SBLX/FWC26 Activation Plan - including **public relations strategies, influencer content, an Ultimate Sports Playbook, enhanced digital presence, and a Media & Meeting Planner Familiarization Trip** - with many elements already executed and others advancing toward completion.

  The plan has delivered high-value media and public relations exposure for the City and DMO, including the launch of the **Global Games Food Trail**, securing early placements in **Forbes and *Vogue***. The DMO also finalized a partnership with the **Bay Area Host Committee**, unlocking unique marketing, sales, and visibility opportunities tied to these global events.

- **Hosted VIP & Media Events:**
  - **Hosted the Bay Area Travel Writers Group:** Welcomed influential local media to showcase Santa Clara's unique offerings and strengthen relationships with key travel writers.
  - **Hosted Los Angeles Media Mission:** Hosted a **cooking class activation** led by Chef Nelson Ramirez of the Santa Clara Marriott, for ten key Los Angeles media representatives, reinforcing the city's identity as a global gathering place for international fans and global cuisine ahead of Super Bowl LX and FWC26.
  - Collaborated with Levi's® Stadium for **North America Trailer Dealers Association (NATDA)** joint event.
  - Partnered with DMO's including **Visit Salt Lake City, Visit Oakland, Team San Jose, and SF Travel** to co-host key client events – creating shared opportunities to showcase Santa Clara and build planner relationships.
  - Hosted multiple client events at **Levi's® Stadium,** engaging planners through premium experiences at 49ers games and major concerts to strengthen relationships, showcase the destination, and secure more leads.
  - **Citywide Media Success:** Supported the City of Santa Clara in crafting the narrative around Beyoncé and Taylor Swift concert visits, positioning the City as the ***"Swiftie Capital of the USA,"*** and elevating national exposure.

III. Marketing, Brand Development & Visibility

- **Omnichannel Marketing Ecosystem:** Completed a competitive RFP process and appointed **Madden Media** to execute on the Omnichannel Marketing project, resulting in the delivery of the following tools and assets to actively support sales, marketing, public relations, our SCTID partner hotels and city partners.
  - A newly launched Discover Santa Clara ® **redesigned website** with 360° hotel tours, SEO optimization, real-time SCTID hotel partner booking widget, and multi-language support.
  - Published the city's first-ever **Visitors Guide.**
  - Established consistent **unified brand voice and PR strategy.**
  - Built a reusable, high-quality **photo/video content library.**
- **Marketing Agency of Record (AOR):** Completed a competitive RFP process and appointed **Madden Media** as the DMO's AOR in March 2025 to support key marketing initiatives. Establishing an AOR ensures brand consistency, streamlined communication, project execution, and enables the DMO to respond more swiftly to opportunities with a partner deeply aligned to its evolving goals including:
  - Shaping the DMO's **Public Relations and Communications** narrative,

- Partnering to manage our **digital marketing strategy** and budget,
- Creating a **Meetings & Conventions specific video** for sales & marketing purposes,
- Supporting the execution of the DMO's **SBLX/FWC26 Activation Plan.**

- **Collateral & Presentation Tools:** Created and modernized **customer facing sales collateral, presentations, and internal reporting templates** to align with our brand look and feel.
- **Digital Audience & Engagement Growth:** With the establishment of a dedicated Marketing Team in May 2023 and building from a minimal digital footprint typical of a start-up DMO, Discover Santa Clara® has achieved exceptional growth across its owned channels, significantly expanding reach and engagement with core audiences.
  - **Instagram:** Grew from **79 to more than 21,232 followers**, representing a significantly expanding destination awareness through high-performing event, experiential, and partner-driven content.
  - **LinkedIn:** Expanded from **240 to more than 2,745 followers**, strengthening reach and credibility within the meetings, business, and industry community.
  - **Facebook:** Grew from **14 to more than 5,174 followers**, increasing visibility for citywide events, partner activations, and destination storytelling.
  - **Email Marketing:** Subscriber base grew from **1,935 to more than 28,464**, enabling stronger campaign reach and more targeted communication with key audiences.
  - **TikTok Platform Expansion:** Launched TikTok as a test channel in early 2025 to extend reach through short-form video. Early performance demonstrated strong organic reach and engagement, prompting a strategic expansion of the platform to reach younger audiences and complement broader digital efforts.
  - **Blogs:** Published **33+ original blog pieces** across two fiscal years, including high-performing evergreen content such as *Business Travel Guide* and *Top 60 Things To Do in Santa Clara*.
- **Influencer Collaborations:** Executed multiple **influencer campaigns**, generating an impressive **5.1M impressions** in collaboration with SCTID partner hotels and key Santa Clara venues, including event tie-ins at Levi's® Stadium and California's Great America. Launched the *Santa Clara Influencer Catalog* to formalize future collaboration processes and efforts.
- **Strategic Advertising**:
  - Partnered with CBS on **two executions of The 49ers Experience**, showcasing Discover Santa Clara® and all 11 SCTID hotel partners through 15-second spotlight segments delivering significant brand exposure for the city.
  - Coverage in ***San Jose Mercury News, CBS Bay Area, KTVU, and the Silicon Valley Business Journal.***
  - Recognized by *Casino.org and San Jose Mercury News* as the ***"Swiftie Capital of the USA"*** in 2023, positioning the DMO for creative destination branding.

IV. Team Awards & Accolades

The Discover Santa Clara® team has been recognized for its leadership, innovation, and industry presence. These accolades reflect the DMO's increasing influence and credibility within the meetings, destination marketing, and tourism sectors.

- **Christine Lawson, President & CEO**
  - Honored as one of ***Silicon Valley Business Journal's*** **(SVBJ) Top 100 Women of Influence in 2024.**
  - Recipient of ***Smart Meetings'*** **Visionary Leader Award in 2024.**
  - Named one of the **Power 100 Most Influential People in Silicon Valley in 2025.**
  - Panelist at the **Future of Santa Clara event in both 2024 and 2025.**
  - **Invited contributor to *The Mercury News'* Monthly Insights & Indicators Column.**

- Featured across **multiple media outlets; *ABC7, CBS Bay Area, KTVU, and the Mercury News*** during Levi's® Stadium event coverage, reinforcing Santa Clara's position as a dynamic destination.
- Invited mentor participant for **SVBJ's Mentorship Monday** event in 2025.

- **Katelyn Riccardi, Director of Marketing**
  - Named one of **SVBJ's 40 Under 40 in 2024.**
  - Invited mentor participant for **SVBJ's Mentorship Monday** event in 2024.
  - Appointed to the **Board of Directors for the Triton Museum of Art in 2024.**
- **Ben Landis, Marketing Manager**
  - Named to **Destinations International's and CalTravel's 30 Under 30 Class of 2025** recognizing rising stars shaping the future of destination marketing.

IV. BOUNDARY

The SCTID shall continue to include all lodging businesses with ten (10) rooms or more, existing and in the future, available for public occupancy within the boundaries of a portion of the City, as shown in the map on the following page.

Lodging business means: any structure, or any portion of any structure, that is occupied or intended or designed for occupancy by transients for dwelling, lodging, or sleeping purposes, and includes, but is not limited to, any hotel, inn, tourist home or house, motel, studio hotel, bachelor hotel, lodging house, rooming house, apartment house, dormitory, public or private club, mobile home, or house trailer at a fixed location, or other similar structure or portion thereof. The term "lodging business" does not include short-term rentals, including units within a multi-family building permitted to operate as short-term rentals.

A complete listing of assessed lodging businesses within the renewed SCTID can be found in Appendix 2.

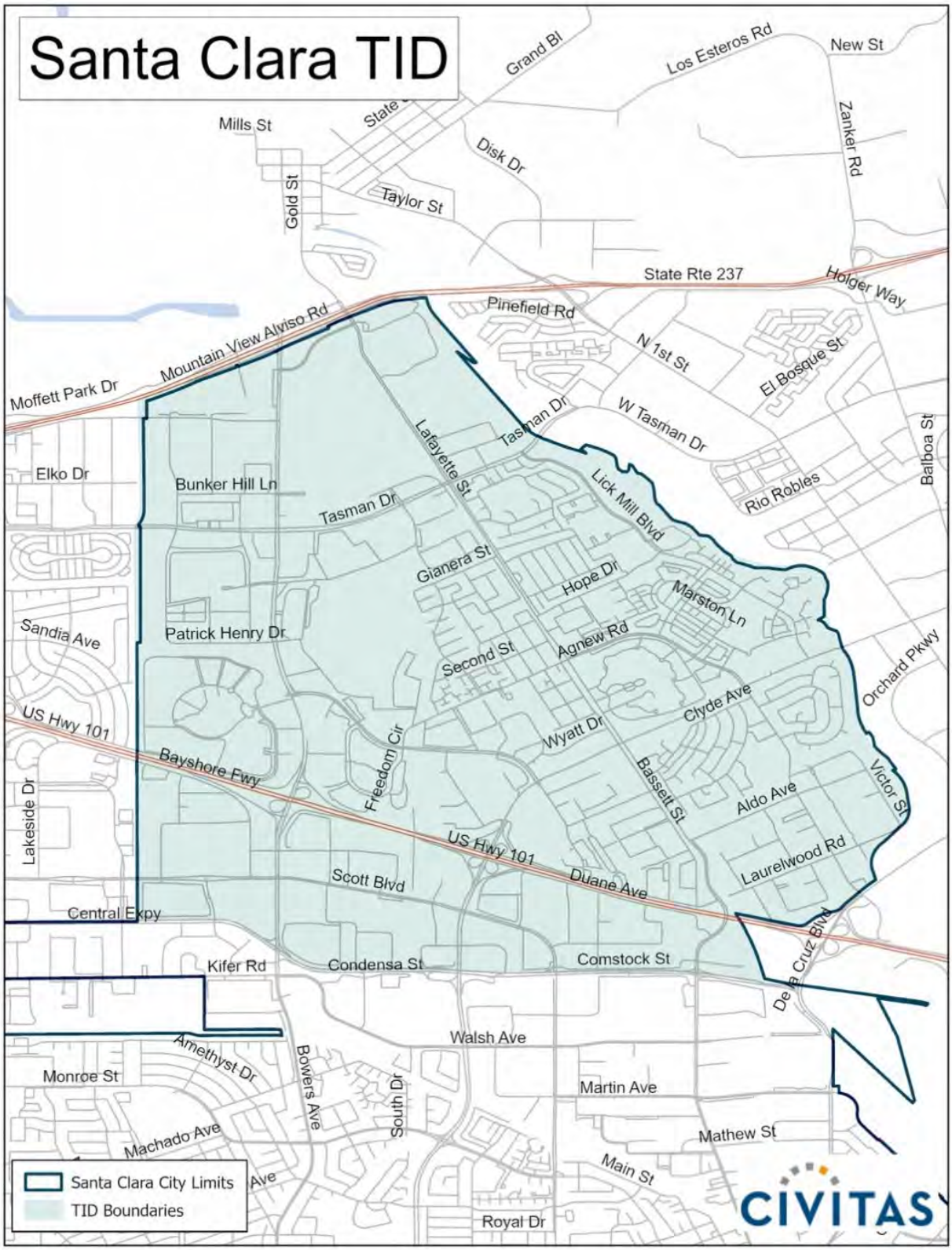
Santa Clara TID
Grand Bl
Los Esteros Rd
New St
Zanker Rd
Mills St
Disk Dr
Gold St
Taylor St
State Rte 237
Holger Way
Pinefield Rd
Mountain View Alviso Rd
Moffett Park Dr
N 1st St
El Bosque St
Tasman Dr
W Tasman Dr
Lafayette St
Elko Dr
Bunker Hill Ln
Tasman Dr
Lick Mill Blvd
Rio Robles
Balboa St
Gianera St
Hope Dr
Marston Ln
Sandia Ave
Patrick Henry Dr
Second St
Agnew Rd
Orchard Pkwy
US Hwy 101
Bayshore Fwy
Freedom Cir
Wyatt Dr
Clyde Ave
Bassett St
Victor St
Aldo Ave
Lakeside Dr
US Hwy 101
Laurelwood Rd
Scott Blvd
Duane Ave
Central Expy
De La Cruz Blvd
Kifer Rd
Condensa St
Comstock St
Walsh Ave
Amethyst Dr
Monroe St
Bowers Ave
South Dr
Martin Ave
Mathew St
Machado Ave
Main St
Ave
Royal Dr
Santa Clara City Limits
TID Boundaries
CIVITAS

V. ASSESSMENT BUDGET AND SERVICES

A. Annual Service Plan

Assessment funds will be spent to provide specific benefits conferred or privileges granted directly to the payors that are not provided to those not charged, and which do not exceed the reasonable cost to the City of conferring the benefits or granting the privileges. The privileges and services provided with the SCTID funds are marketing, communications programs, convention center and partner sales, and other improvements and activities set forth in this Plan, available only to assessed lodging businesses within the SCTID.

A service plan assessment budget has been developed to deliver services that benefit the assessed lodging businesses. A detailed annual assessment budget will be developed and approved by the Board. The chart below illustrates the initial annual assessment budget allocations. These activities and allocations will also apply in subsequent years, subject to the stipulations in this Plan. The total initial assessment budget is estimated to be $4,047,912.

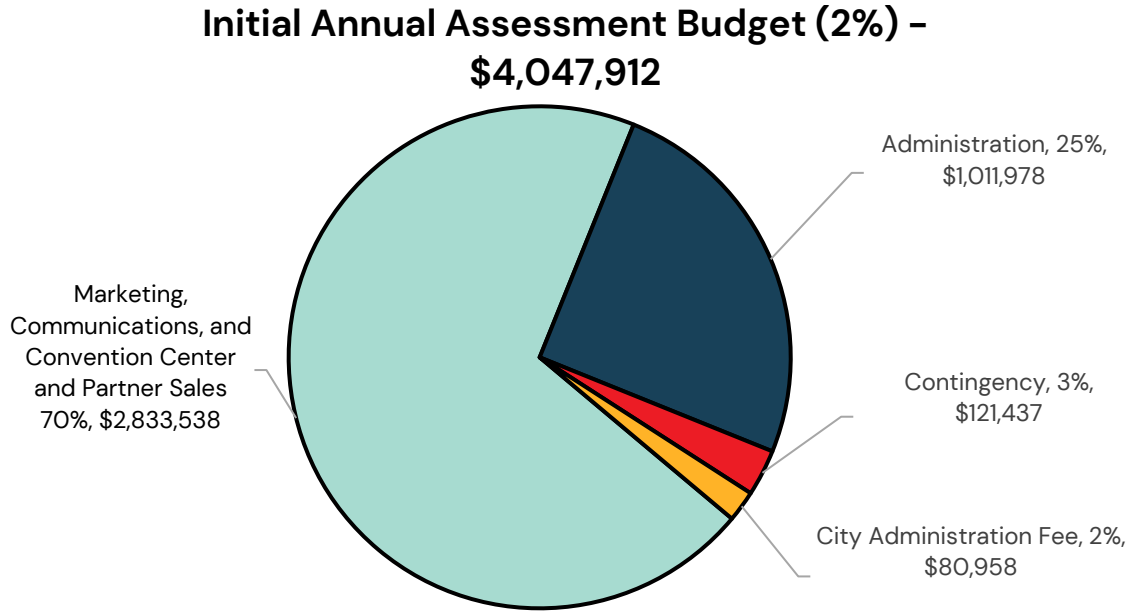

Although actual revenues will fluctuate due to market conditions, the proportional allocations of the budget shall remain the same. However, the City and the Board shall have the authority to adjust budget allocations between the categories by no more than twenty percent (20%) of the total budget per year. A description of the proposed improvements and activities for the initial year of operation is below. The same activities are proposed for subsequent years. In the event of a legal challenge against the SCTID, any and all assessment funds may be used for the costs of defending the SCTID and its assessment.

Each budget category includes all costs related to providing that service. For example, the marketing, communications, and convention center and partner sales budget includes the cost of staff time dedicated to overseeing and implementing the marketing, communications program, and convention center and partner sales. Staff time dedicated purely to administrative tasks is allocated to the administrative portion of the budget. The costs of an individual staff member may be allocated to multiple budget categories. The staffing levels necessary to provide the services below will be determined by the DMO, and approved by the Board, on an as-needed basis.

Marketing, Communications, and Convention Center and Partner Sales

The Marketing, Communications Program, and Convention Center and Partner Sales Program is designed to position Santa Clara as a premier destination for meetings, events, and leisure tourism by combining strategic sales initiatives with targeted marketing and communications efforts. This program focuses on driving overnight stays at assessed businesses, supported by demand at Santa Clara venues such as the Convention Center and sport complexes, and includes the attraction of self-contained and hybrid events. The goal is to increase overnight visitation to assessed lodging businesses and strengthen the destination's visibility for major events and transient visitors. To achieve this, the program will leverage both proactive sales efforts and innovative digital marketing strategies, to reach a broader audience. Program activities may include, but are not limited to, the following activities:

- Promote and market Santa Clara as a premier destination for group events, meetings, and conventions, with a focus on driving room night demand to assessed businesses and generating strong ancillary revenue. This will be achieved through digital advertising, enhanced online presence, print collateral, and social media outreach.
- Develop and implement marketing strategies that position Santa Clara as a competitive leisure and group travel destination. Efforts shall highlight city assets, including attractions, venues, and assessed lodging businesses, to increase awareness and drive visitation to assessed lodging businesses.
- Engage in sales activity to market and sell the destination as a whole, including but not limited to the Convention Center, to drive room night sales at assessed lodging businesses and generate commensurate revenue across the destination.
- Engage in sales activities and targeted outreach to generate new bookings and drive room night demand from Santa Clara event attendees and group travelers utilizing the Convention Center and other partner venues, such as sports complexes, entertainment venues, and unique event spaces that contribute to overnight hotel stays at assessed lodging businesses.
- Engage in sales activities and targeted outreach to generate new bookings and increase room night production from self-contained group business, and other group travelers to assessed businesses.
- Coordinate the booking and reservation of meeting spaces, hotel room blocks, and off-site venues to ensure a seamless experience for planners and attendees.
- Host exhibits at industry trade shows, attend association events, and participate in destination marketing forums to generate leads and elevate Santa Clara's visibility as a leading meetings, business, and tourism destination that drives overnight visitation to assessed lodging businesses.
- Conduct familiarization trips and site visits for prospective clients and meeting planners to promote Santa Clara's assets and hospitality offerings that support overnight stays at assessed lodging businesses.
- Host key and in-market client events for current and prospective meeting planners and business influencers to showcase assessed businesses and partner venues that increase awareness, generate group lead volume, and drive demand at assessed lodging businesses.
- Develop and distribute promotional materials highlighting Santa Clara's assessed businesses and their offerings to support meeting planner decision-making and increase overnight stays.
- Implement competitive incentive programs in partnership with assessed lodging businesses and key Santa Clara venues to attract new marquee events and conventions that generate overnight visitation.
- Provide destination planning support to associations, businesses, and organizations holding events in Santa Clara, with a focus on increasing room night generation at assessed lodging businesses through coordination with the Convention Center operator and other local venue and service providers.

- Manage and continue to evolve the destination website to showcase Santa Clara as a desirable location for events and activities that drive overnight stays at assessed lodging businesses.
- Conduct coordinated advertising, public relations, and promotional campaigns that highlight Santa Clara attractions and amenities to increase group bookings and attract transient travelers, driving overnight stays at assessed lodging businesses.
- Establish stronger partnerships with regional and national event planners, third-party booking agencies, and local tourism stakeholders to increase visibility and generate leads that have the potential to convert into room nights at assessed lodging businesses.
- Utilize industry research, destination analytics, and hotel performance data to inform sales and marketing strategies, identify high-value market segments, and optimize efforts that convert leads into overnight stays at assessed lodging businesses.
- Develop and pursue multi-year agreements with meeting planners and event organizers to secure repeat business that generates consistent overnight visitation at assessed lodging businesses.
- Engage target industries and market segments through focused outreach to secure meetings and events that align with Santa Clara's destination strengths and drive room night demand to assessed lodging businesses.
- Develop sales & marketing campaigns and packages that pair stays at assessed lodging businesses with local experiences to attract weekend and shoulder-season travelers.
- Plan and execute paid advertising campaigns across digital platforms and traditional media channels. Activities may include search engine marketing, programmatic display, social media advertising, print, radio, or out-of-home placements targeted to drive website traffic and overnight bookings at assessed lodging businesses.
- Identify, contract, and manage influencer partnerships to expand reach and drive awareness in target markets to drive room night demand to assessed lodging businesses.
- Develop and manage cooperative marketing programs with assessed lodging businesses, including seasonal promotions and shared advertising initiatives.
- Plan and execute marketing campaigns with strategic travel and media partners to drive overnight visitation to assessed lodging businesses through targeted promotions, enhanced visibility, and destination-aligned messaging and branding.
- Develop and distribute the official Santa Clara Visitor Guide in print and digital formats, highlighting attractions, assessed lodging businesses, and visitor resources.
- Manage and grow all owned marketing channels, including social media platforms and email databases, to expand reach and engagement with prospective visitors.
- Create and distribute dynamic digital content—including short-form video, event-centric itineraries, and user-generated content—that highlights Santa Clara's assessed lodging businesses, venues, and experiences to influence booking decisions for both group and transient travel.
- Collaborate with tourism-aligned brands, influencers, and content creators to elevate Santa Clara's destination messaging and drive measurable increases in overnight visitation to assessed lodging businesses.

Administration

The administration portion of the SCTID budget provides management, coordination and support to all organizational services and functions. Administration is responsible for the general oversight and fiscal health of the organization and the budget will be used to support administrative staffing costs, office costs, policy development, and other general administrative costs such as insurance, legal, human resources, and accounting.

Contingency
The budget includes a contingency line item to account for uncollected assessments, if any. Funds may be collected and set aside in a contingency account and utilized for other programs or renewal costs consistent with the Plan as deemed appropriate by the Board. Contingency funds may be spent on SCTID programs or administrative renewal costs in such proportions as determined appropriate by the Board. This program represents three percent (3%) of the total annual assessment budget.

Reserve
DMO may maintain a reserve fund in accordance with this Plan. Reserve funds shall be expended in furtherance of the programs, activities, and services set forth in this Plan. Policies relating to contributions to the reserve fund, the target amount of the reserve fund, and expenditure of monies from the reserve fund shall be set by the Board.

City Administration Fee
The City shall retain a fee equal to two percent (2%) of the amount of assessment collected to cover its costs of collection and administration of the SCTID assessment which may include but are not limited to: staffing costs, legal services, telephone, supplies, postage, and other general office expenses.

B. Annual Budget

The total five (5) year assessment budget is projected at approximately $4,047,912 annually, or $27,323,406 through the five (5) year term of the SCTID if the maximum assessment rate increases of one-half percent (0.5%) per year, up to a maximum rate of three percent (3%), are adopted as outlined in the table below. A similar budget is expected to apply to subsequent years, but this budget is expected to fluctuate as room sales do, as businesses open and close, and if the assessment rate is increased or decreased pursuant to this Plan.

The annual assessment rate is two percent (2%) of gross short-term sleeping room rental revenue. During the SCTID term, the assessment rate may be increased to a maximum rate of three percent (3%) of gross short-term sleeping room rental revenue for assessed lodging businesses. The Board shall have the authority to increase the rate to a maximum assessment rate of three percent (3%). If the assessment rate is increased, it may subsequently be decreased, subject to Board approval as described in Subsection D of this Section V, but shall not be decreased below a minimum of two percent (2%) of gross short-term sleeping room rental revenue. The maximum assessment increase or decrease permitted in any year shall be one-half percent (0.5%). Increases to the assessment rate shall be subject to the approval of the Board, and assessed lodging business owners, as described in Subsection D of this Section V.

The table below demonstrates the estimated maximum budget with the assumption that the assessment rate will be increased at the earliest opportunity as it is a required disclosure, it is not the anticipated course of action. Alternate courses of action may be taken in regard to implementing the assessment rate increase other than what is demonstrated in the chart below, within the parameters of this Plan.

Estimated Annual Budget if Maximum Assessment Rates Are Adopted
2026 – 2031

Year	Marketing, Communications, and Convention Center and Partner Sales	Administration	Contingency	City Administration Fee	Total
2026-27	$2,833,538	$1,011,978	$121,437	$80,958	$4,047,912
2027-28	$3,541,923	$1,264,973	$151,797	$101,198	$5,059,890
2028-29	$4,250,308	$1,517,967	$182,156	$121,437	$6,071,868
2029-30	$4,250,308	$1,517,967	$182,156	$121,437	$6,071,868
2030-31	$4,250,308	$1,517,967	$182,156	$121,437	$6,071,868
Total	**$19,126,384**	**$6,830,852**	**$819,702**	**$546,468**	**$27,323,406**

C. California Constitutional Compliance

The SCTID assessment is not a property-based assessment subject to the requirements of Proposition 218. Courts have found Proposition 218 limited the term 'assessments' to levies on real property.[1] Rather, the SCTID assessment is a business-based assessment, and is subject to Proposition 26. Pursuant to Proposition 26, all levies are a tax unless they fit one of seven exceptions. Two of these exceptions apply to the SCTID, a "specific benefit" and a "specific government service." Both require that the costs of benefits or services do not exceed the reasonable costs to the City of conferring the benefits or providing the services.

1. Specific Benefit

Proposition 26 requires that assessment funds be expended on, "a specific benefit conferred or privilege granted directly to the payor that is not provided to those not charged, and which does not exceed the reasonable costs to the local government of conferring the benefit or granting the privilege."[2] The services in this Plan are designed to provide targeted benefits directly to assessed lodging businesses, and are intended only to provide benefits and services directly to those lodging businesses paying the assessment. These services are tailored not to serve the general public, businesses in general, or parcels of land, but rather to serve the specific businesses within the SCTID. The activities described in this Plan are specifically targeted to increase demand for room night sales for assessed lodging businesses within the boundaries of the SCTID and are narrowly tailored. SCTID funds will be used exclusively to provide the specific benefit of increased demand for room night sales directly to the assessees. Assessment funds shall not be used to feature non-assessed lodging businesses in SCTID programs, or to directly generate sales for non-assessed lodging businesses. The activities paid for from assessment revenues are business services constituting and providing specific benefits to the assessed lodging businesses. Nothing in this Plan limits the ability of the Owners' Association to enter into private contracts with non-assessed lodging businesses for the provision of services to those businesses with non-assessment funding.

The assessment imposed by this SCTID is for a specific benefit conferred directly to the payors that is not provided to those not charged. The specific benefit conferred directly to the payors is an increase in demand for room night sales via targeted marketing. The specific benefit of an increase in demand for room night sales for assessed lodging businesses will be provided only to lodging businesses paying the SCTID assessment, with marketing, sales and communications programs

[1] *Howard Jarvis Taxpayers Assn. v. the City of San Diego (1999)* 72 Cal App. 4th 230.
[2] Cal. Const. art XIII C § 1(e)(1).

promoting only lodging businesses paying the SCTID assessment. The marketing, communications, and convention center and partner sales programs will be designed to increase room night sales at assessed lodging businesses.

Because they are necessary to provide the marketing, communications, convention center and partner sales programs that specifically benefit the assessed lodging businesses, the reserves, administration and contingency services also provide the specific benefit of increased demand for room night sales to the assessed lodging businesses.

Although SCTID, in providing specific benefits to payors, may produce incidental benefits to non-paying businesses, the incidental benefit does not preclude the services from being considered a specific benefit. The Legislature has found that, "A specific benefit is not excluded from classification as a 'specific benefit' merely because an indirect benefit to a nonpayor occurs incidentally and without cost to the payor as a consequence of providing the specific benefit to the payor."[3]

2. Specific Government Service

The assessment may also be utilized to provide, "a specific government service or product provided directly to the payor that is not provided to those not charged, and which does not exceed the reasonable costs to the local government of providing the service or product."[4] The Legislature has recognized that marketing and promotions services like those to be provided by the SCTID are government services within the meaning of Proposition 26[5].

3. Reasonable Cost

SCTID services will be implemented carefully to ensure they do not exceed the reasonable cost of such services. The full amount assessed will be used to provide the services described herein. Funds will be managed by the DMO, and reports submitted on an annual basis to the City. Only assessed lodging businesses will be featured in marketing materials, receive sales leads generated from SCTID-funded activities, be featured in advertising campaigns, and benefit from other SCTID-funded services. The assessed lodging business list was compiled from records provided by the jurisdiction and complies with the requirements of the 94 Law. Pursuant to Streets and Highways Code Section 36615, the City Council's determination of ownership is final and conclusive, with no obligation to obtain other information. Non-assessed lodging businesses will not receive these, nor any other, SCTID-funded services and benefits.

The SCTID-funded programs are targeted directly to benefit assessed lodging businesses. It is, however, possible that there will be a spillover benefit to non-assessed lodging businesses. If non-assessed lodging businesses receive incremental room nights, that portion of the promotion or program generating those room nights shall be paid with non-SCTID funds. SCTID funds shall only be spent to benefit the assessed lodging businesses and shall not be spent on that portion of any program which directly generates incidental room nights for non-assessed lodging businesses.

D. Assessment

The annual assessment rate is two percent (2%) of gross short-term sleeping room rental revenue. During the SCTID term, the assessment rate may be increased to a maximum rate of three percent (3%) of gross short-term sleeping room rental revenue for assessed lodging businesses. The Board shall have the authority to increase the rate to a maximum assessment rate of three percent (3%). If the assessment rate is increased, it may subsequently be decreased, subject to Board approval as

[3] Government Code § 53758(a)
[4] Cal. Const. art XIII C § 1(e)(2)
[5] Government Code § 53758(b)

described below, but shall not be decreased below a minimum of two percent (2%) of gross short-term sleeping room rental revenue. The maximum assessment increase or decrease permitted in any year shall be one-half percent (0.5%). Increases to the assessment rate shall be subject to the approval of the Board and assessed lodging business owners, as described below.

The DMO shall provide notice to assessed businesses with a clear disclosure of the rationale for an assessment increase tied to programs, projects, or services that enhance brand exposure and equity for Santa Clara as a destination and directly drive room night demand. To approve an assessment rate increase, the DMO shall secure signed petitions from assessed business owners totaling more than fifty percent (50%) of the assessed lodging businesses in the SCTID. If sufficient petitions are received, the Owners' Association's Board shall vote to adjust the assessment rate in accordance with the assessment structure reflected in the petitions, thereby aligning the rate with the preferences expressed by the assessed businesses.

While any increase in the assessment rate must follow the approval process outlined above, a proposed decrease may be approved by a vote of the Board.

Based on the benefit received, assessments will not be collected on: stays of more than thirty (30) consecutive days; or stays by any officer or employee of a foreign government who is exempt by reason of express provision of Federal law or international treaty. Additionally, assessments will not be collected on stays by any Federal or State of California officer or employee on official business who shall provide one of the following: a warrant or check drawn on the Treasury of the United States; a copy of the official travel orders indicating the issuing governmental agency and the employee's full name; or, a copy of a letter on the official letterhead of an exempt governmental agency requesting exemption and listing the employee's name and stating that the stay is for official government business. The dates of occupancy must also be included. These requirements must be demonstrated by the guest at the time of registration. Failure to satisfy these requirements will result in no assessment exemption. Copies of the documentation for each exemption claimed must be submitted to the Director of Finance with each remittance of assessments.

The assessment was calculated based on the total cost of the activities to be provided for the benefit of the businesses within the SCTID, with costs allocated based on the proportional benefit conferred to each business. Activities funded by the SCTID, are specifically targeted to increase room nights at assessed lodging businesses. All room night sales do not represent the same benefit to the payors. For example, a higher priced room night is of greater benefit than a lower priced room night because the assessee derives greater revenue. To account for this benefit differential and to make sure the benefits are proportional, an assessment formula based on a percentage of revenue has been selected. The proposed formula accurately reflects greater benefit to assessed SCTID businesses with higher priced room nights.

The term "gross short-term sleeping room rental revenue" as used herein means: the consideration received, whether or not actually charged by the lodging business, for the occupancy of space in a lodging business valued in money, whether said gross short-term sleeping room rental revenue is received in money, goods, labor, or otherwise, including all receipts, cash, credits, and property and services of any kind or nature. A lodging business may provide complimentary non-assessable rooms for employee use; guest satisfaction or charitable purposes (by a qualified 501(c)(3) charity) and a lodging business shall detail all complimentary non-assessable rooms in its regular reporting. Failure to accurately report complimentary rooms shall result in assessment of the rooms in question. Gross short-term sleeping room rental revenue shall not include, and therefore the assessment shall not be charged upon, any federal, state or local taxes collected, including but not limited to transient occupancy taxes.

The assessment is levied upon and a direct obligation of the assessed lodging business. However, the assessed lodging business may, at its discretion, pass the assessment on to transients. The amount of assessment, if passed on to each transient, shall be disclosed in advance and separately stated from the amount of rent charged and any other applicable taxes, and each transient shall receive a receipt for payment from the business. If the SCTID assessment is identified separately it shall be disclosed as the "SCTID Assessment." As an alternative, the disclosure may include the amount of the SCTID assessment and the amount of the assessment imposed pursuant to the California Tourism Marketing Act, Government Code §13995 et seq. and shall be disclosed as the "Tourism Assessment." The assessment is imposed solely upon and is the sole obligation of the assessed lodging business even if it is passed on to transients. The assessment shall not be considered revenue of the assessed lodging businesses for any purpose, including calculation of transient occupancy taxes.

Bonds or any debt obligation shall not be issued.

E. Interest and Overdue Charges

The SCTID shall reimburse the City for any costs associated with collecting unpaid assessments. If sums in excess of the delinquent SCTID assessment are sought to be recovered in the same collection action by the City, the SCTID shall bear its pro rata share of such collection costs. Assessed lodging businesses which are delinquent in paying the assessment shall be responsible for paying:

1. *Original Delinquency:* Any lodging business that fails to remit any assessment imposed within the time required shall pay interest as described in subparagraph 3 below.
2. *Overdue Charge for Willful Noncompliance or Repeated Delinquencies:* If the City determines that the nonpayment of any remittance due is due to willful noncompliance or repeated delinquencies, an overdue charge of twenty-five percent (25%) of the amount of the assessment shall be added thereto in addition to the interest as required by subparagraph 3 below.
3. *Calculation of Interest:* In addition to the overdue charges imposed, any lodging business that fails to remit any assessment imposed shall pay interest at the rate of the United States government T-Bills sold at the latest sale prior to the date of the delinquency plus three percent (3%) prorated per month or fraction thereof on the amount of the assessment, exclusive of overdue charges, from the date on which the remittance first became delinquent until paid.
4. *Overdue Charges and Interest Merged with Assessment:* Except for the purpose of calculation of interest and overdue charges, every overdue charge imposed and such interest as accrues under the provisions of this section shall become a part of the assessment herein and subject to collection in the same manner as assessments.

F. Time and Manner for Collecting Assessments

The SCTID assessment will be implemented beginning July 1, 2026, or as soon as possible thereafter, and ending five (5) years from its start date. The City will be responsible for collecting the assessment on a monthly basis (including any interest and overdue charges) from each assessed lodging business. The City shall take all reasonable efforts to collect the assessments from each assessed lodging business. The City shall forward the assessments collected to the Owners' Association. Unless the City otherwise provides by ordinance, resolution or written policy, assessments will be collected in the same manner, and at the same time, as City transient occupancy taxes.

VI. GOVERNANCE

A. Owners' Association

The City Council, through adoption of this Plan, has the right, pursuant to Streets and Highways Code §36651, to identify the body that shall implement the proposed program, which shall be the Owners' Association of the SCTID as defined in Streets and Highways Code §36612. The City Council has determined that Silicon Valley/Santa Clara DMO, Inc. dba Discover Santa Clara® will continue to serve as the Owners' Association for the SCTID.

B. Brown Act and California Public Records Act Compliance

An Owners' Association is a private entity and may not be considered a public entity for any purpose, nor may its Board members or staff be considered to be public officials for any purpose. The Owners' Association is, however, subject to government regulations relating to transparency, namely the Ralph M. Brown Act and the California Public Records Act when acting in that capacity. These regulations are designed to promote public accountability. The Owners' Association acts as a legislative body under the Ralph M. Brown Act (Government Code §54950 et seq.). Thus, meetings of the Board and certain committees must be held in compliance with the public notice and other requirements of the Brown Act. Accordingly, the Owners' Association shall publicly report any action taken and the vote or abstention on that action of each member present for the action. The Owners' Association is also subject to the record keeping and disclosure requirements of the California Public Records Act. Accordingly, the Owners' Association shall publicly report any action taken and the vote or abstention on that action of each member present for the action.

C. Annual Report

The DMO shall present an annual report at the end of each year of operation to the City Council pursuant to Streets and Highways Code §36650 (see Appendix 1). The annual report shall include:

- Any proposed changes in the boundaries of the improvement district or in any benefit zones or classification of businesses within the district.
- The improvements and activities to be provided for that fiscal year.
- An estimate of the cost of providing the improvements and the activities for that fiscal year.
- The method and basis of levying the assessment in sufficient detail to allow each business owner to estimate the amount of the assessment to be levied against his or her business for that fiscal year.
- The estimated amount of any surplus or deficit revenues to be carried over from a previous fiscal year.
- The estimated amount of any contributions to be made from sources other than assessments levied pursuant to this part.

CURRENT THROUGH CH. 790 OF THE LEGISLATION FROM THE 2025-2026 REGULAR SESSION, EFFECTIVE AS OF OCTOBER 13, 2025

STREETS AND HIGHWAYS CODE
DIVISION 18. PARKING
PART 7. PROPERTY AND BUSINESS IMPROVEMENT DISTRICT LAW OF 1994

CHAPTER 1. General Provisions

ARTICLE 1. Declarations

36600. Citation of part

This part shall be known and may be cited as the "Property and Business Improvement District Law of 1994."

36601. Legislative findings and declarations; Legislative guidance

The Legislature finds and declares all of the following:

(a) Businesses located and operating within business districts in some of this state's communities are economically disadvantaged, are underutilized, and are unable to attract customers due to inadequate facilities, services, and activities in the business districts.

(b) It is in the public interest to promote the economic revitalization and physical maintenance of business districts in order to create jobs, attract new businesses, and prevent the erosion of the business districts.

(c) It is of particular local benefit to allow business districts to fund business related improvements, maintenance, and activities through the levy of assessments upon the businesses or real property that receive benefits from those improvements.

(d) Assessments levied for the purpose of conferring special benefit upon the real property or a specific benefit upon the businesses in a business district are not taxes for the general benefit of a city, even if property, businesses, or persons not assessed receive incidental or collateral effects that benefit them.

(e) Property and business improvement districts formed throughout this state have conferred special benefits upon properties and businesses within their districts and have made those properties and businesses more useful by providing the following benefits:

(1) Crime reduction. A study by the Rand Corporation has confirmed a 12-percent reduction in the incidence of robbery and an 8-percent reduction in the total incidence of violent crimes within the 30 districts studied.

(2) Job creation.

(3) Business attraction.

(4) Business retention.

(5) Economic growth.

(6) New investments.

(f) With the dissolution of redevelopment agencies throughout the state, property and business improvement districts have become even more important tools with which communities can combat blight, promote economic opportunities, and create a clean and safe environment.

(g) Since the enactment of this act, the people of California have adopted Proposition 218, which added Article XIII D to the Constitution in order to place certain requirements and restrictions on the formation of, and activities, expenditures, and assessments by property-based districts. Article XIII D of the Constitution provides that property-based districts may only levy assessments for special benefits.

(h) The act amending this section is intended to provide the Legislature's guidance with regard to this act, its interaction with the provisions of Article XIII D of the Constitution, and the determination of special benefits in property-based districts.

(1) The lack of legislative guidance has resulted in uncertainty and inconsistent application of this act, which discourages the use of assessments to fund needed improvements, maintenance, and activities in property-based districts, contributing to blight and other underutilization of property.

(2) Activities undertaken for the purpose of conferring special benefits upon property to be assessed inherently produce incidental or collateral effects that benefit property or persons not assessed. Therefore, for special benefits to exist as a separate and distinct category from general

benefits, the incidental or collateral effects of those special benefits are inherently part of those special benefits. The mere fact that special benefits produce incidental or collateral effects that benefit property or persons not assessed does not convert any portion of those special benefits or their incidental or collateral effects into general benefits.
(3) It is of the utmost importance that property-based districts created under this act have clarity regarding restrictions on assessments they may levy and the proper determination of special benefits. Legislative clarity with regard to this act will provide districts with clear instructions and courts with legislative intent regarding restrictions on property-based assessments, and the manner in which special benefits should be determined.

36602. Purpose of part

The purpose of this part is to supplement previously enacted provisions of law that authorize cities to levy assessments within property and business improvement districts, to ensure that those assessments conform to all constitutional requirements and are determined and assessed in accordance with the guidance set forth in this act. This part does not affect or limit any other provisions of law authorizing or providing for the furnishing of improvements or activities or the raising of revenue for these purposes.

36603. Preemption of authority or charter city to adopt ordinances levying assessments

Nothing in this part is intended to preempt the authority of a charter city to adopt ordinances providing for a different method of levying assessments for similar or additional purposes from those set forth in this part. A property and business improvement district created pursuant to this part is expressly exempt from the provisions of the Special Assessment Investigation, Limitation and Majority Protest Act of 1931 (Division 4 (commencing with Section 2800)).

36603.5. Part prevails over conflicting provisions

Any provision of this part that conflicts with any other provision of law shall prevail over the other provision of law, as to districts created under this part.

36604. Severability

This part is intended to be construed liberally and, if any provision is held invalid, the remaining provisions shall remain in full force and effect. Assessments levied under this part are not special taxes.

ARTICLE 2. Definitions

36606. "Activities"

"Activities" means, but is not limited to, all of the following that benefit businesses or real property in the district:
(a) Promotion of public events.
(b) Furnishing of music in any public place.
(c) Promotion of tourism within the district.
(d) Marketing and economic development, including retail retention and recruitment.
(e) Providing security, sanitation, graffiti removal, street and sidewalk cleaning, and other municipal services supplemental to those normally provided by the municipality.
(f) Other services provided for the purpose of conferring special benefit upon assessed real property or specific benefits upon assessed businesses located in the district.

36606.5. "Assessment"

"Assessment" means a levy for the purpose of acquiring, constructing, installing, or maintaining improvements and providing activities that will provide certain benefits to properties or businesses located within a property and business improvement district.

36607. "Business"

"Business" means all types of businesses and includes financial institutions and professions.

36608. "City"

"City" means a city, county, city and county, or an agency or entity created pursuant to Article 1 (commencing with Section 6500) of Chapter 5 of Division 7 of Title 1 of the Government Code, the public member agencies of which includes only cities, counties, or a city and county, or the State of California.

36609. "City council"

"City council" means the city council of a city or the board of supervisors of a county, or the agency, commission, or board created pursuant to a joint powers agreement and which is a city within the meaning of this part.

36609.4. "Clerk"

"Clerk" means the clerk of the legislative body.

36609.5. "General benefit"

"General benefit" means, for purposes of a property-based district, any benefit that is not a "special benefit" as defined in Section 36615.5.

36610. "Improvement"

"Improvement" means the acquisition, construction, installation, or maintenance of any tangible property with an estimated useful life of five years or more including, but not limited to, the following:

(a) Parking facilities.
(b) Benches, booths, kiosks, display cases, pedestrian shelters and signs.
(c) Trash receptacles and public restrooms.
(d) Lighting and heating facilities.
(e) Decorations.
(f) Parks.
(g) Fountains.
(h) Planting areas.
(i) Closing, opening, widening, or narrowing of existing streets.
(j) Facilities or equipment, or both, to enhance security of persons and property within the district.
(k) Ramps, sidewalks, plazas, and pedestrian malls.
(l) Rehabilitation or removal of existing structures.

36611. "Management district plan"; "Plan"

"Management district plan" or "plan" means a proposal as defined in Section 36622.

36612. "Owners' association"

"Owners' association" means a private nonprofit entity that is under contract with a city to administer or implement improvements, maintenance, and activities specified in the management district plan. An owners' association may be an existing nonprofit entity or a newly formed nonprofit entity. An owners' association is a private entity and may not be considered a public entity for any purpose, nor may its board members or staff be considered to be public officials for any purpose. Notwithstanding this section, an owners' association shall comply with the Ralph M. Brown Act (Chapter 9 (commencing with Section 54950) of Part 1 of Division 2 of Title 5 of the Government Code), at all times when matters within the subject matter of the district are heard, discussed, or deliberated, and with the California Public Records Act (Division 10 (commencing with Section 7920.000) of Title 1 of the Government Code), for all records relating to activities of the district.

36614. "Property"

"Property" means real property situated within a district.

36614.5. "Property and business improvement district"; "District"

"Property and business improvement district," or "district," means a property and business improvement district established pursuant to this part.

36614.6. "Property-based assessment"

"Property-based assessment" means any assessment made pursuant to this part upon real property.

36614.7. "Property-based district"

"Property-based district" means any district in which a city levies a property-based assessment.

36615. "Property owner"; "Business owner"; "Owner"

"Property owner" means any person shown as the owner of land on the last equalized assessment roll or otherwise known to be the owner of land by the city council. "Business owner" means any person recognized by the city as the owner of the business. "Owner" means either a business owner or a property owner. The city council has no obligation to obtain other information as to the ownership of land or businesses, and its determination of ownership shall be final and conclusive for the purposes of this part. Wherever this part requires the signature of the property owner, the signature of the authorized agent of the property owner shall be sufficient. Wherever this part requires the signature of the business owner, the signature of the authorized agent of the business owner shall be sufficient.

36615.5. "Special benefit"

(a) "Special benefit" means, for purposes of a property-based district, a particular and distinct benefit over and above general benefits conferred on real property located in a district or to the public at large. Special benefit includes incidental or collateral effects that arise from the improvements, maintenance, or activities of property-based districts even if those incidental or collateral effects benefit property or persons not assessed. Special benefit excludes general enhancement of property value.

(b) "Special benefit" also includes, for purposes of a property-based district, a particular and distinct benefit provided directly to each assessed parcel within the district. Merely because parcels throughout an assessment district share the same special benefits does not make the benefits general.

36616. "Tenant"

"Tenant" means an occupant pursuant to a lease of commercial space or a dwelling unit, other than an owner.

ARTICLE 3. Prior Law

36617. Alternate method of financing certain improvements and activities; Effect on other provisions

This part provides an alternative method of financing certain improvements and activities. The provisions of this part shall not affect or limit any other provisions of law authorizing or providing for the furnishing of improvements or activities or the raising of revenue for these purposes. Every improvement area established pursuant to the Parking and Business Improvement Area Law of 1989 (Part 6 (commencing with Section 36500) of this division) is valid and effective and is unaffected by this part.

CHAPTER 2. Establishment

36620. Establishment of property and business improvement district

A property and business improvement district may be established as provided in this chapter.

36620.5. Requirement of consent of city council

A county may not form a district within the territorial jurisdiction of a city without the consent of the city council of that city. A city may not form a district within the unincorporated territory of a county without the consent of the board of supervisors of that county. A city may not form a district within the territorial jurisdiction of another city without the consent of the city council of the other city.

36621. Initiation of proceedings; Petition of property or business owners in proposed district

(a) Upon the submission of a written petition, signed by the property or business owners in the proposed district who will pay more than 50 percent of the assessments proposed to be levied, the city council may initiate proceedings to form a district by the adoption of a resolution expressing its intention to form a district. The amount of assessment attributable to property or a business owned by the same property or business owner that is in excess of 40 percent of the amount of all assessments proposed to be levied, shall not be included in determining whether the petition is signed by property or business owners who will pay more than 50 percent of the total amount of assessments proposed to be levied.
(b) The petition of property or business owners required under subdivision (a) shall include a summary of the management district plan. That summary shall include all of the following:
(1) A map showing the boundaries of the district.
(2) Information specifying where the complete management district plan can be obtained.
(3) Information specifying that the complete management district plan shall be furnished upon request.
(c) The resolution of intention described in subdivision (a) shall contain all of the following:
(1) A brief description of the proposed improvements, maintenance, and activities, the amount of the proposed assessment, a statement as to whether the assessment will be levied on property or businesses within the district, a statement as to whether bonds will be issued, and a description of the exterior boundaries of the proposed district, which may be made by reference to any plan or map that is on file with the clerk. The descriptions and statements do not need to be detailed and shall be sufficient if they enable an owner to generally identify the nature and extent of the improvements, maintenance, and activities, and the location and extent of the proposed district.
(2) A time and place for a public hearing on the establishment of the property and business improvement district and the levy of assessments, which shall be consistent with the requirements of Section 36623.

36622. Contents of management district plan

The management district plan shall include, but is not limited to, all of the following:
(a) If the assessment will be levied on property, a map of the district in sufficient detail to locate each parcel of property and, if businesses are to be assessed, each business within the district. If the assessment will be levied on businesses, a map that identifies the district boundaries in sufficient detail to allow a business owner to reasonably determine whether a business is located within the district boundaries. If the assessment will be levied on property and businesses, a map of the district in sufficient detail to locate each parcel of property and to allow a business owner to reasonably determine whether a business is located within the district boundaries.
(b) The name of the proposed district.
(c) A description of the boundaries of the district, including the boundaries of benefit zones, proposed for establishment or extension in a manner sufficient to identify the affected property and businesses included, which may be made by reference to any plan or map that is on file with the clerk. The boundaries of a proposed property assessment district shall not overlap with the boundaries of another existing property assessment district created pursuant to this part. This part does not prohibit the boundaries of a district created pursuant to this part to overlap with other assessment districts established pursuant to other provisions of law, including, but not limited to, the Parking and Business Improvement Area Law of 1989 (Part 6 (commencing with Section 36500)). This part does not prohibit the boundaries of a business assessment district created pursuant to this part to overlap with another business assessment district created pursuant to this part. This part does not prohibit the boundaries of a business assessment district created pursuant to this part to overlap with a property assessment district created pursuant to this part.
(d) The improvements, maintenance, and activities proposed for each year of operation of the district and the estimated cost thereof. If the improvements, maintenance, and activities proposed for each year of operation are the same, a description of the first year's proposed improvements, maintenance, and activities

and a statement that the same improvements, maintenance, and activities are proposed for subsequent years shall satisfy the requirements of this subdivision.
(e) The total annual amount proposed to be expended for improvements, maintenance, or activities, and debt service in each year of operation of the district. If the assessment is levied on businesses, this amount may be estimated based upon the assessment rate. If the total annual amount proposed to be expended in each year of operation of the district is not significantly different, the amount proposed to be expended in the initial year and a statement that a similar amount applies to subsequent years shall satisfy the requirements of this subdivision.
(f) The proposed source or sources of financing, including the proposed method and basis of levying the assessment in sufficient detail to allow each property or business owner to calculate the amount of the assessment to be levied against their property or business. The plan also shall state whether bonds will be issued to finance improvements.
(g) The time and manner of collecting the assessments.
(h) The specific number of years in which assessments will be levied. In a new district, the maximum number of years shall be five. Upon renewal, a district shall have a term not to exceed 10 years. Notwithstanding these limitations, a district created pursuant to this part to finance capital improvements with bonds may levy assessments until the maximum maturity of the bonds. The management district plan may set forth specific increases in assessments for each year of operation of the district.
(i) The proposed time for implementation and completion of the management district plan.
(j) Any proposed rules and regulations to be applicable to the district.
(k)

(1) A list of the properties or businesses to be assessed, including the assessor's parcel numbers for properties to be assessed, and a statement of the method or methods by which the expenses of a district will be imposed upon benefited real property or businesses, in proportion to the benefit received by the property or business, to defray the cost thereof.
(2) In a property-based district, the proportionate special benefit derived by each identified parcel shall be determined exclusively in relationship to the entirety of the capital cost of a public improvement, the maintenance and operation expenses of a public improvement, or the cost of the activities. An assessment shall not be imposed on any parcel that exceeds the reasonable cost of the proportional special benefit conferred on that parcel. Only special benefits are assessable, and a property-based district shall separate the general benefits, if any, from the special benefits conferred on a parcel. Parcels within a property-based district that are owned or used by any city, public agency, the State of California, or the United States shall not be exempt from assessment unless the governmental entity can demonstrate by clear and convincing evidence that those publicly owned parcels in fact receive no special benefit. The value of any incidental, secondary, or collateral effects that arise from the improvements, maintenance, or activities of a property-based district and that benefit property or persons not assessed shall not be deducted from the entirety of the cost of any special benefit or affect the proportionate special benefit derived by each identified parcel.
(3) In a property-based district, properties throughout the district may share the same special benefits. In a district with boundaries that define which parcels are to receive improvements, maintenance, or activities over and above those services provided by the city, the improvements, maintenance, or activities themselves may constitute a special benefit. The city may impose assessments that are less than the proportional special benefit conferred, but shall not impose assessments that exceed the reasonable costs of the proportional special benefit conferred. Because one or more parcels pay less than the special benefit conferred does not necessarily mean that other parcels are assessed more than the reasonable cost of their special benefit.

(l) In a property-based district, a detailed engineer's report prepared by a registered professional engineer certified by the State of California supporting all assessments contemplated by the management district plan.
(m) Any other item or matter required to be incorporated therein by the city council.

36623. Procedure to levy assessment

(a) If a city council proposes to levy a new or increased property assessment, the notice and protest and hearing procedure shall comply with Section 53753 of the Government Code.
(b) If a city council proposes to levy a new or increased business assessment, the notice and protest and hearing procedure shall comply with Section 54954.6 of the Government Code, except that notice shall be

mailed to the owners of the businesses proposed to be assessed. A protest may be made orally or in writing by any interested person. Every written protest shall be filed with the clerk at or before the time fixed for the public hearing. The city council may waive any irregularity in the form or content of any written protest. A written protest may be withdrawn in writing at any time before the conclusion of the public hearing. Each written protest shall contain a description of the business in which the person subscribing the protest is interested sufficient to identify the business and, if a person subscribing is not shown on the official records of the city as the owner of the business, the protest shall contain or be accompanied by written evidence that the person subscribing is the owner of the business or the authorized representative. A written protest that does not comply with this section shall not be counted in determining a majority protest. If written protests are received from the owners or authorized representatives of businesses in the proposed district that will pay 50 percent or more of the assessments proposed to be levied and protests are not withdrawn so as to reduce the protests to less than 50 percent, no further proceedings to levy the proposed assessment against such businesses, as contained in the resolution of intention, shall be taken for a period of one year from the date of the finding of a majority protest by the city council.

(c) If a city council proposes to conduct a single proceeding to levy both a new or increased property assessment and a new or increased business assessment, the notice and protest and hearing procedure for the property assessment shall comply with subdivision (a), and the notice and protest and hearing procedure for the business assessment shall comply with subdivision (b). If a majority protest is received from either the property or business owners, that respective portion of the assessment shall not be levied. The remaining portion of the assessment may be levied unless the improvement or other special benefit was proposed to be funded by assessing both property and business owners.

36624. Changes to proposed assessments

At the conclusion of the public hearing to establish the district, the city council may adopt, revise, change, reduce, or modify the proposed assessment or the type or types of improvements, maintenance, and activities to be funded with the revenues from the assessments. Proposed assessments may only be revised by reducing any or all of them. At the public hearing, the city council may only make changes in, to, or from the boundaries of the proposed property and business improvement district that will exclude territory that will not benefit from the proposed improvements, maintenance, and activities. Any modifications, revisions, reductions, or changes to the proposed assessment district shall be reflected in the notice and map recorded pursuant to Section 36627.

36625. Resolution of formation

(a) If the city council, following the public hearing, decides to establish a proposed property and business improvement district, the city council shall adopt a resolution of formation that shall include, but is not limited to, all of the following:

(1) A brief description of the proposed improvements, maintenance, and activities, the amount of the proposed assessment, a statement as to whether the assessment will be levied on property, businesses, or both within the district, a statement on whether bonds will be issued, and a description of the exterior boundaries of the proposed district, which may be made by reference to any plan or map that is on file with the clerk. The descriptions and statements need not be detailed and shall be sufficient if they enable an owner to generally identify the nature and extent of the improvements, maintenance, and activities and the location and extent of the proposed district.

(2) The number, date of adoption, and title of the resolution of intention.

(3) The time and place where the public hearing was held concerning the establishment of the district.

(4) A determination regarding any protests received. The city shall not establish the district or levy assessments if a majority protest was received.

(5) A statement that the properties, businesses, or properties and businesses in the district established by the resolution shall be subject to any amendments to this part.

(6) A statement that the improvements, maintenance, and activities to be conferred on businesses and properties in the district will be funded by the levy of the assessments. The revenue from the levy of assessments within a district shall not be used to provide improvements, maintenance, or activities outside the district or for any purpose other than the purposes specified in the resolution of intention, as modified by the city council at the hearing concerning establishment of the district. Notwithstanding the foregoing, improvements and activities that must be provided outside the

district boundaries to create a special or specific benefit to the assessed parcels or businesses may be provided, but shall be limited to marketing or signage pointing to the district.
(7) A finding that the property or businesses within the area of the property and business improvement district will be benefited by the improvements, maintenance, and activities funded by the proposed assessments, and, for a property-based district, that property within the district will receive a special benefit.
(8) In a property-based district, the total amount of all special benefits to be conferred on the properties within the property-based district.

(b) The adoption of the resolution of formation and, if required, recordation of the notice and map pursuant to Section 36627 shall constitute the levy of an assessment in each of the fiscal years referred to in the management district plan.

36627. Notice and assessment diagram

Following adoption of the resolution establishing district assessments on properties pursuant to Section 36625, the clerk shall record a notice and an assessment diagram pursuant to Section 3114. No other provision of Division 4.5 (commencing with Section 3100) applies to an assessment district created pursuant to this part.

36628. Establishment of separate benefit zones within district; Categories of businesses

The city council may establish one or more separate benefit zones within the district based upon the degree of benefit derived from the improvements or activities to be provided within the benefit zone and may impose a different assessment within each benefit zone. If the assessment is to be levied on businesses, the city council may also define categories of businesses based upon the degree of benefit that each will derive from the improvements or activities to be provided within the district and may impose a different assessment or rate of assessment on each category of business, or on each category of business within each zone.

36628.5. Assessments on businesses or property owners

The city council may levy assessments on businesses or on property owners, or a combination of the two, pursuant to this part. The city council shall structure the assessments in whatever manner it determines corresponds with the distribution of benefits from the proposed improvements, maintenance, and activities, provided that any property-based assessment conforms with the requirements set forth in paragraph (2) of subdivision (k) of Section 36622.

36629. Provisions and procedures applicable to benefit zones and business categories

All provisions of this part applicable to the establishment, modification, or disestablishment of a property and business improvement district apply to the establishment, modification, or disestablishment of benefit zones or categories of business. The city council shall, to establish, modify, or disestablish a benefit zone or category of business, follow the procedure to establish, modify, or disestablish a property and business improvement district.

36630. Expiration of district; Creation of new district

If a property and business improvement district expires due to the time limit set pursuant to subdivision (h) of Section 36622, a new management district plan may be created and the district may be renewed pursuant to this part.

CHAPTER 3. Assessments

36631. Time and manner of collection of assessments; Delinquent payments

The collection of the assessments levied pursuant to this part shall be made at the time and in the manner set forth by the city council in the resolution levying the assessment. Assessments levied on real property may be collected at the same time and in the same manner as for the ad valorem property tax, and may provide for the same lien priority and penalties for delinquent payment. All delinquent payments for assessments levied pursuant to this part may be charged interest and penalties.

36632. Assessments to be based on estimated benefit; Classification of real property and businesses; Exclusion of residential and agricultural property

(a) The assessments levied on real property pursuant to this part shall be levied on the basis of the estimated benefit to the real property within the property and business improvement district. The city council may classify properties for purposes of determining the benefit to property of the improvements and activities provided pursuant to this part.
(b) Assessments levied on businesses pursuant to this part shall be levied on the basis of the estimated benefit to the businesses within the property and business improvement district. The city council may classify businesses for purposes of determining the benefit to the businesses of the improvements and activities provided pursuant to this part.
(c) Properties zoned solely for residential use, or that are zoned for agricultural use, are conclusively presumed not to benefit from the improvements and service funded through these assessments, and shall not be subject to any assessment pursuant to this part.

36633. Time for contesting validity of assessment

The validity of an assessment levied under this part shall not be contested in an action or proceeding unless the action or proceeding is commenced within 30 days after the resolution levying the assessment is adopted pursuant to Section 36625. An appeal from a final judgment in an action or proceeding shall be perfected within 30 days after the entry of judgment.

36634. Service contracts authorized to establish levels of city services

The city council may execute baseline service contracts that would establish levels of city services that would continue after a property and business improvement district has been formed.

36635. Request to modify management district plan

The owners' association may, at any time, request that the city council modify the management district plan. Any modification of the management district plan shall be made pursuant to this chapter.

36636. Modification of plan by resolution after public hearing; Adoption of resolution of intention

(a) Upon the written request of the owners' association, the city council may modify the management district plan after conducting one public hearing on the proposed modifications. The city council may modify the improvements and activities to be funded with the revenue derived from the levy of the assessments by adopting a resolution determining to make the modifications after holding a public hearing on the proposed modifications. If the modification includes the levy of a new or increased assessment, the city council shall comply with Section 36623. Notice of all other public hearings pursuant to this section shall comply with both of the following:
(1) The resolution of intention shall be published in a newspaper of general circulation in the city once at least seven days before the public hearing.
(2) A complete copy of the resolution of intention shall be mailed by first class mail, at least 10 days before the public hearing, to each business owner or property owner affected by the proposed modification.
(b) The city council shall adopt a resolution of intention which states the proposed modification prior to the public hearing required by this section. The public hearing shall be held not more than 90 days after the adoption of the resolution of intention.

36637. Reflection of modification in notices recorded and maps

Any subsequent modification of the resolution shall be reflected in subsequent notices and maps recorded pursuant to Division 4.5 (commencing with Section 3100), in a manner consistent with the provisions of Section 36627.

36638. Assessment as government imposed fee on Civ C § 1770 transaction

(a) A business assessment pursuant to this part is a fee imposed by a government on the transaction for purposes of paragraph (29) of subdivision (a) of Section 1770 of the Civil Code.
(b) This section shall become operative on July 1, 2024.

CHAPTER 3.5. Financing

36640. Bonds authorized; Procedure; Restriction on reduction or termination of assessments

(a) The city council may, by resolution, determine and declare that bonds shall be issued to finance the estimated cost of some or all of the proposed improvements described in the resolution of formation adopted pursuant to Section 36625, if the resolution of formation adopted pursuant to that section provides for the issuance of bonds, under the Improvement Bond Act of 1915 (Division 10 (commencing with Section 8500)) or in conjunction with Marks-Roos Local Bond Pooling Act of 1985 (Article 4 (commencing with Section 6584) of Chapter 5 of Division 7 of Title 1 of the Government Code). Either act, as the case may be, shall govern the proceedings relating to the issuance of bonds, although proceedings under the Bond Act of 1915 may be modified by the city council as necessary to accommodate assessments levied upon business pursuant to this part.
(b) The resolution adopted pursuant to subdivision (a) shall generally describe the proposed improvements specified in the resolution of formation adopted pursuant to Section 36625, set forth the estimated cost of those improvements, specify the number of annual installments and the fiscal years during which they are to be collected. The amount of debt service to retire the bonds shall not exceed the amount of revenue estimated to be raised from assessments over 30 years.
(c) Notwithstanding any other provision of this part, assessments levied to pay the principal and interest on any bond issued pursuant to this section shall not be reduced or terminated if doing so would interfere with the timely retirement of the debt.

CHAPTER 4. Governance

36650. Report by owners' association; Approval or modification by city council

(a) The owners' association shall cause to be prepared a report for each fiscal year, except the first year, for which assessments are to be levied and collected to pay the costs of the improvements, maintenance, and activities described in the report. The owners' association's first report shall be due after the first year of operation of the district. The report may propose changes, including, but not limited to, the boundaries of the property and business improvement district or any benefit zones within the district, the basis and method of levying the assessments, and any changes in the classification of property, including any categories of business, if a classification is used.
(b) The report shall be filed with the clerk and shall refer to the property and business improvement district by name, specify the fiscal year to which the report applies, and, with respect to that fiscal year, shall contain all of the following information:

(1) Any proposed changes in the boundaries of the property and business improvement district or in any benefit zones or classification of property or businesses within the district.
(2) The improvements, maintenance, and activities to be provided for that fiscal year.
(3) An estimate of the cost of providing the improvements, maintenance, and activities for that fiscal year.
(4) The method and basis of levying the assessment in sufficient detail to allow each real property or business owner, as appropriate, to estimate the amount of the assessment to be levied against his or her property or business for that fiscal year.
(5) The estimated amount of any surplus or deficit revenues to be carried over from a previous fiscal year.
(6) The estimated amount of any contributions to be made from sources other than assessments levied pursuant to this part.

(c) The city council may approve the report as filed by the owners' association or may modify any particular contained in the report and approve it as modified. Any modification shall be made pursuant to Sections 36635 and 36636.
The city council shall not approve a change in the basis and method of levying assessments that would impair an authorized or executed contract to be paid from the revenues derived from the levy of

assessments, including any commitment to pay principal and interest on any bonds issued on behalf of the district.

36651. Designation of owners' association to provide improvements, maintenance, and activities

The management district plan may, but is not required to, state that an owners' association will provide the improvements, maintenance, and activities described in the management district plan. If the management district plan designates an owners' association, the city shall contract with the designated nonprofit corporation to provide services.

CHAPTER 5. Renewal

36660. Renewal of district; Transfer or refund of remaining revenues; District term limit

(a) Any district previously established whose term has expired, or will expire, may be renewed by following the procedures for establishment as provided in this chapter.
(b) Upon renewal, any remaining revenues derived from the levy of assessments, or any revenues derived from the sale of assets acquired with the revenues, shall be transferred to the renewed district. If the renewed district includes additional parcels or businesses not included in the prior district, the remaining revenues shall be spent to benefit only the parcels or businesses in the prior district. If the renewed district does not include parcels or businesses included in the prior district, the remaining revenues attributable to these parcels shall be refunded to the owners of these parcels or businesses.
(c) Upon renewal, a district shall have a term not to exceed 10 years, or, if the district is authorized to issue bonds, until the maximum maturity of those bonds. There is no requirement that the boundaries, assessments, improvements, or activities of a renewed district be the same as the original or prior district.

CHAPTER 6. Disestablishment

36670. Circumstances permitting disestablishment of district; Procedure

(a) Any district established or extended pursuant to the provisions of this part, where there is no indebtedness, outstanding and unpaid, incurred to accomplish any of the purposes of the district, may be disestablished by resolution by the city council in either of the following circumstances:
(1) If the city council finds there has been misappropriation of funds, malfeasance, or a violation of law in connection with the management of the district, it shall notice a hearing on disestablishment.
(2) During the operation of the district, there shall be a 30-day period each year in which assessees may request disestablishment of the district. The first such period shall begin one year after the date of establishment of the district and shall continue for 30 days. The next such 30-day period shall begin two years after the date of the establishment of the district. Each successive year of operation of the district shall have such a 30-day period. Upon the written petition of the owners or authorized representatives of real property or the owners or authorized representatives of businesses in the district who pay 50 percent or more of the assessments levied, the city council shall pass a resolution of intention to disestablish the district. The city council shall notice a hearing on disestablishment.
(b) The city council shall adopt a resolution of intention to disestablish the district prior to the public hearing required by this section. The resolution shall state the reason for the disestablishment, shall state the time and place of the public hearing, and shall contain a proposal to dispose of any assets acquired with the revenues of the assessments levied within the property and business improvement district. The notice of the hearing on disestablishment required by this section shall be given by mail to the property owner of each parcel or to the owner of each business subject to assessment in the district, as appropriate. The city shall conduct the public hearing not less than 30 days after mailing the notice to the property or business owners. The public hearing shall be held not more than 60 days after the adoption of the resolution of intention.

36671. Refund of remaining revenues upon disestablishment or expiration without renewal of district; Calculation of refund; Use of outstanding revenue collected after disestablishment of district

(a) Upon the disestablishment or expiration without renewal of a district, any remaining revenues, after all outstanding debts are paid, derived from the levy of assessments, or derived from the sale of assets acquired with the revenues, or from bond reserve or construction funds, shall be refunded to the owners of the property or businesses then located and operating within the district in which assessments were levied by applying the same method and basis that was used to calculate the assessments levied in the fiscal year in which the district is disestablished or expires. All outstanding assessment revenue collected after disestablishment shall be spent on improvements and activities specified in the management district plan.
(b) If the disestablishment occurs before an assessment is levied for the fiscal year, the method and basis that was used to calculate the assessments levied in the immediate prior fiscal year shall be used to calculate the amount of any refund.

APPENDIX 2 – ASSESSED BUSINESSES*

SCTID Hotels	Address	City	State	Zip Code
AC Hotel Santa Clara	2970 Lakeside Drive	Santa Clara	CA	95054
Avatar Hotel Santa Clara a Tapestry Collection by Hilton	4200 Great America Parkway	Santa Clara	CA	95054
Delta Hotel by Marriott - Santa Clara Silicon Valley	2151 Laurelwood Road	Santa Clara	CA	95054
Element Santa Clara	1950 Wyatt Drive	Santa Clara	CA	95054
Embassy Suites Santa Clara - Silicon Valley	2885 Lakeside Drive	Santa Clara	CA	95054
Hilton Santa Clara	4949 Great America Parkway	Santa Clara	CA	95054
Hyatt House Santa Clara	3915 Rivermark Plaza	Santa Clara	CA	95054
Hyatt Regency	5101 Great America Parkway	Santa Clara	CA	95054
Marriott Santa Clara	2700 Mission College Blvd	Santa Clara	CA	95054
Hyatt Centric Silicon Valley	3100 Lakeside Drive	Santa Clara	CA	95054
TownePlace by Marriott	2877 Lakeside Drive	Santa Clara	CA	95054

*Jurisdiction list as of April 16, 2026

RESOLUTION NO. 2026 - ____

A RESOLUTION OF THE CITY COUNCIL OF THE CITY OF SANTA CLARA DECLARING ITS INTENTION TO RENEW THE SANTA CLARA TOURISM IMPROVEMENT DISTRICT (SCTID) AND FIXING THE TIME AND PLACE OF A PUBLIC MEETING AND A PUBLIC HEARING THEREON AND GIVING NOTICE THEREOF

WHEREAS, the Santa Clara City Council (Council) authorized creation of the Santa Clara Tourism Improvement District (SCTID) on May 25, 2021, by Resolution No. 21-8964; and

WHEREAS, the SCTID was created for a five (5) year term which ends on June 30, 2026; and

WHEREAS, the Property and Business Improvement District Law of 1994, Streets and Highways Code § 36600 et seq., authorizes the City to renew the business improvement district following the procedures established for formation of the business improvement district; and

WHEREAS, Silicon Valley / Santa Clara DMO, Inc. dba Discover Santa Clara (DMO), lodging business owners, and representatives from the City have met to consider the renewal of the SCTID; and

WHEREAS, assessed businesses worked with DMO and their retained consutlant Civitas Advisors, Inc., to develop an updated Management District Plan (Plan) which sets forth the proposed boundary of the SCTID, a service plan and budget, and a proposed means of governance; and

WHEREAS, lodging businesses who will pay more than fifty percent (50%) of the assessment under the SCTID have petitioned the Council to renew the SCTID.

NOW, THEREFORE, BE IT RESOLVED BY THE CITY COUNCIL THAT:

1. The recitals set forth herein are true and correct.

2. The Council finds that assessed businesses that will pay more than fifty percent (50%) of the assessment proposed in the Plan have signed and submitted petitions in support of the renewal of the SCTID. The Council accepts the petitions and adopts this Resolution of Intention to renew the SCTID and to levy an assessment on certain lodging businesses within the SCTID boundaries in accordance with the Property and Business Improvement District Law of 1994.

3. The Council finds that the Plan satisfies all requirements of Streets and Highways Code §36622.

4. The Council declares its intention to renew the SCTID and to levy and collect assessments on assessed businesses within the SCTID boundaries pursuant to the Property and Business Improvement District Law of 1994.

5. The SCTID shall include all lodging businesses with ten (10) rooms or more, existing or in the future, available for public occupancy located within the boundaries of a portion of the City, as shown in the map attached as Exhibit A.

6. The name of the district shall continue to be the Santa Clara Tourism Improvement District.

7. The annual assessment rate is two percent (2%) of gross short-term sleeping room rental revenue. During the SCTID term, the assessment rate may be increased to a maximum rate of three percent (3%) of gross short-term sleeping room rental revenue for assessed lodging businesses. The DMO Board of Directors (Board) shall have the authority to increase the rate to a maximum assessment rate of three percent (3%). If the assessment rate is increased, it may subsequently be decreased, subject to Board approval as described in Section V of the Plan, but shall not be decreased below a minimum of two percent (2%) of gross short-term sleeping room rental revenue. The maximum assessment increase or decrease permitted in any year shall be one-half percent (0.5%). Increases to the assessment rate shall be subject to the approval of the Board and assessed lodging business owners, as described in Section V of the Plan.

   Based on the benefit received, assessments will not be collected on: stays of more than thirty (30) consecutive days; or stays by any officer or employee of a foreign government who is exempt by reason of express provision of Federal law or international treaty. Additionally, assessments will not be collected on stays by any Federal or State of California officer or employee on official business who shall provide one of the following: a warrant or check drawn on the Treasury of the United States; a copy of the official travel orders indicating the issuing governmental agency and the employee's full name; or, a copy of a letter on the official letterhead of an exempt governmental agency requesting exemption and listing the employee's name and stating that the stay is for official government business. The dates of occupancy must also be included. These requirements must be demonstrated by the guest at the time of registration. Failure to satisfy these requirements will result in no assessment exemption. Copies of the documentation for each exemption claimed must be submitted to the City's Director of Finance with each remittance of assessments.

8. The assessments levied for the SCTID shall be applied toward Marketing, Communications, and Convention Center and Partner Sales programs to market assessed businesses in Santa Clara as tourist, meeting, and event destinations, as described in the Plan. Funds remaining at the end of any year may be used in subsequent years in which SCTID assessments are levied as long as they are used consistent with the requirements of this Resolution and the Plan.

9. The renewed SCTID will have a five (5) year term, beginning July 1, 2026, and ending five (5) year from its start date, unless renewed pursuant to Streets and Highways Code § 36660.

10. Bonds or any debt obligations shall not be issued.

11. The time and place for the public meeting to hear testimony on renewing the SCTID and levying assessments are set for June 9, 2026, at 7:00 PM, or as soon thereafter as the matter may be heard, at the Council Chambers located at 1500 Warburton Avenue, Santa Clara, CA 95050.

12. The time and place for the public hearing to renew the SCTID and the levy of assessments are set for June 23, 2026, at 7:00 PM, or as soon thereafter as the matter may be heard, at the Council Chambers located at 1500 Warburton Avenue, Santa Clara, CA 95050. The City Clerk is

directed to provide written notice to the lodging businesses subject to assessment of the date and time of the meeting and hearing, and to provide that notice as required by Streets and Highways Code § 36623, no later than May 9, 2026.

13. At the public meeting and hearing the testimony of all interested persons for or against the renewal of the SCTID may be received. If at the conclusion of the public hearing, there are of record written protests by the owners of the assessed businesses within the renewed SCTID that will pay fifty percent (50%) or more of the estimated total assessment of the entire SCTID, no further proceedings to renew the SCTID shall occur for a period of one (1) year.

14. The complete Plan is attached.

15. This resolution shall take effect immediately upon its adoption by the City Council.

I HEREBY CERTIFY that the foregoing Resolution of Intention was introduced and adopted at a regular meeting of the City Council on the 5th day of May 2026 by the following vote:

AYES: **Council Members:**
NOES: **Council Members:**
ABSENT: **Council Members:**
ABSTAIN: **Council Members:**

_____

Mayor

ATTEST:

_____

City Clerk

ATTACHMENTS:

Exhibit A: District Boundaries
Exhibit B: MDP SCTID FINAL 4-23-26

EXHIBIT A
District Boundaries

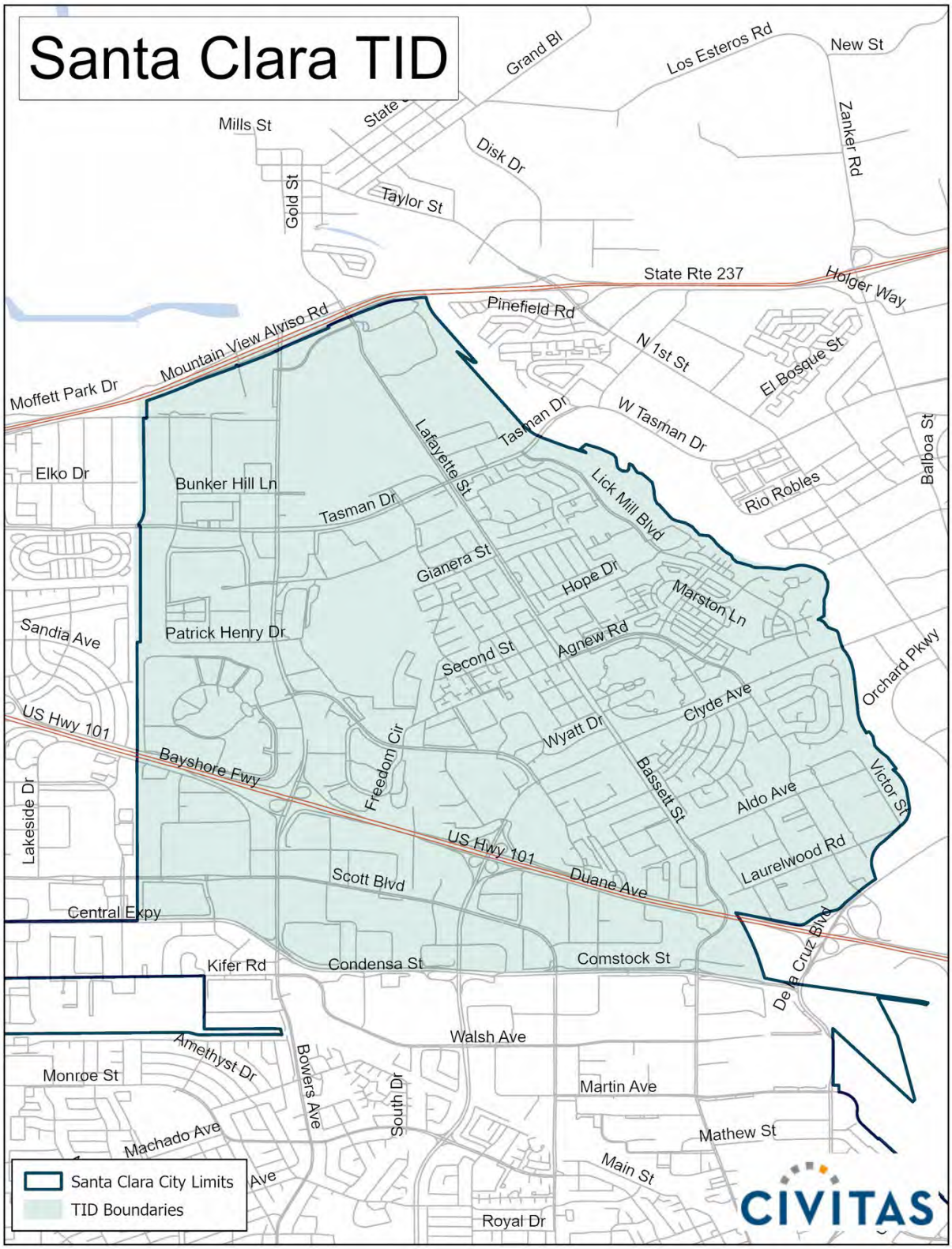

EXHIBIT B

2026-2031

SANTA CLARA TOURISM IMPROVEMENT DISTRICT MANAGEMENT DISTRICT PLAN

Prepared pursuant to the Property and Business Improvement District Law of 1994, Streets and Highways Code section 36600 et seq.

April 21, 2026

TABLE OF CONTENTS

I. OVERVIEW 3

II. BACKGROUND 5

III. ACCOMPLISHMENTS 6

IV. BOUNDARY 11

V. ASSESSMENT BUDGET AND SERVICES 13

A. Annual Service Plan 13
B. Annual Budget 16
C. California Constitutional Compliance 17
D. Assessment 18
E. Interest and Overdue Charges 20
F. Time and Manner for Collecting Assessments 20

VI. GOVERNANCE 21

A. Owners' Association 21
B. Brown Act and California Public Records Act Compliance 21
C. Annual Report 21

APPENDIX 1 – LAW 22

APPENDIX 2 – ASSESSED BUSINESSES 34

Prepared by
Civitas

CIVITAS
PARTNERSHIPS • PROGRESS • PROSPERITY

(916) 437-4300
www.civitasadvisors.com

I. OVERVIEW

Developed by Santa Clara lodging businesses and Silicon Valley/Santa Clara DMO, Inc. dba Discover Santa Clara® ("Discover Santa Clara® or DMO"), the Santa Clara Tourism Improvement District ("SCTID") is an assessment district proposed to continue to provide specific benefits to payors by funding marketing, communications, and convention center and partner sales services for assessed lodging businesses. This approach has been used successfully in other destination areas throughout the country to provide the benefit of additional room night sales directly to payors. The SCTID was initially created in 2021 for a five (5) year term. Santa Clara lodging businesses and the DMO now wish to renew the SCTID for an additional five (5) year term.

Location: The renewed SCTID includes all lodging businesses with ten (10) rooms or more, existing and in the future, available for public occupancy located within the boundaries of a portion of the city of Santa Clara, as shown on the map and defined in Section IV.

Services: The SCTID is designed to provide specific benefits directly to payors by increasing awareness and demand for room night sales. Marketing, communication programs, and convention center and partner sales, and other improvements and activities set forth in this Management District Plan ("Plan"), will increase demand for overnight tourism and market payors for tourist, meeting and event destinations, thereby increasing demand for room nights.

Budget: The total SCTID annual assessment budget for the initial year of its five (5) year operation is anticipated to be approximately $4,047,912. A similar assessment budget is expected to apply to subsequent years, but this assessment budget is expected to fluctuate as room sales do, as businesses open and close, and if the assessment rate is increased or decreased pursuant to this Plan.

Cost: The annual assessment rate is two percent (2%) of gross short-term sleeping room rental revenue. During the SCTID term, the assessment rate may be increased to a maximum rate of three percent (3%) of gross short-term sleeping room rental revenue for assessed lodging businesses. The DMO Board of Directors (the "Board") shall have the authority to increase the rate to a maximum assessment rate of three percent (3%). If the assessment rate is increased, it may subsequently be decreased, subject to Board approval as described in Section V of this Plan, but shall not be decreased below a minimum of two percent (2%) of gross short-term sleeping room rental revenue. The maximum assessment increase or decrease permitted in any year shall be one-half percent (0.5%). Increases to the assessment rate shall be subject to the approval of the Board and assessed lodging business owners, as described in Section V of this Plan.

Based on the benefit received, assessments will not be collected on: stays of more than thirty (30) consecutive days; or stays by any officer or employee of a foreign government who is exempt by reason of express provision of Federal law or international treaty. Additionally, assessments will not be collected on stays by any Federal or State of California officer or employee on official business who shall provide one of the following: a warrant or check drawn on the Treasury of the United States; a copy of the official travel orders indicating the issuing governmental agency and the employee's full name; or, a copy of a letter on the official letterhead of an exempt governmental agency requesting exemption and

listing the employee's name and stating that the stay is for official government business. The dates of occupancy must also be included. These requirements must be demonstrated by the guest at the time of registration. Failure to satisfy these requirements will result in no assessment exemption. Copies of the documentation for each exemption claimed must be submitted to the City's Director of Finance with each remittance of assessments.

Collection: Each assessed lodging business located in the boundaries of the SCTID shall be responsible for remitting the assessments to the City in accordance with this Plan. The City will be responsible for collecting the assessment on a monthly basis (including any interest and overdue charges) from each assessed lodging business located in the boundaries of the SCTID. The City shall take all reasonable efforts to collect the assessments from each assessed lodging business and may charge SCTID its proportionate share of collection costs.

Duration: The renewed SCTID will have a five (5) year life, beginning July 1, 2026, or as soon as possible thereafter, and ending five (5) years from its start date. After five (5) years, the SCTID may be renewed pursuant to the Property and Business Improvement District Law of 1994, Streets and Highways Code Section 36600 et seq. ("94 Law") if assessed lodging business owners support continuing the SCTID programs.

Management: The DMO shall continue to serve as the SCTID's Owners' Association. The Owners' Association is charged with managing funds and implementing programs in accordance with this Plan and must provide annual reports to the City Council.

II. BACKGROUND

TIDs are an evolution of the traditional Business Improvement District. The first TID was formed in West Hollywood, California in 1989. Since then, over 100 California destinations have followed suit. In recent years, other states have begun adopting the California model: Illinois, Minnesota, Massachusetts, Montana, South Dakota, Washington, Colorado, Texas, and Louisiana have adopted TID laws. Several other states are in the process of adopting their own legislation. The cities of Wichita, Kansas and Newark, New Jersey used existing business improvement district laws to form TIDs. Additionally, some cities, like Portland, Oregon and Memphis, Tennessee have utilized their home rule powers to create TIDs without a state law.

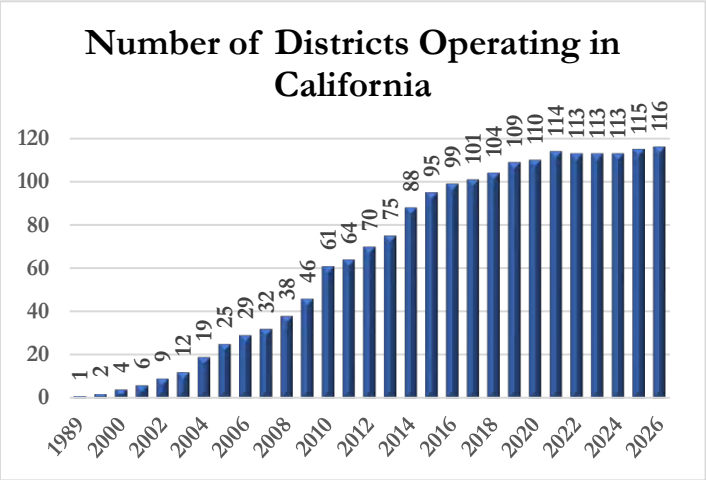

California's TIDs collectively raise over $300 million annually for local destination marketing. With competitors raising their budgets, and increasing rivalry for visitor dollars, it is important that Santa Clara lodging businesses continue to invest in stable, commerce-specific marketing programs.

TIDs utilize the efficiencies of private sector operation in the market-based promotion of tourism districts. TIDs allow tourism business owners to organize their efforts to increase commerce. Lodging business owners within the TID pay an assessment and those funds are used to provide services that increase commerce.

In California, most TIDs are formed pursuant to the Property and Business Improvement District Law of 1994. This law allows for the creation of a benefit assessment district to raise funds within a specific geographic area. *The key difference between* TIDs *and other benefit assessment districts is that funds raised are returned to the private non-profit corporation governing the district for expenditures consistent with plans like this one.* They are intended to supplement, not supplant, existing government funding and services for the specific benefit of the assessed businesses.

There are many benefits to TIDs:

- Funds must be spent on services and improvements that provide a specific benefit only to those who pay;
- Funds cannot be diverted to general government programs;
- They are customized to fit the needs of payors in each destination;
- They allow for a wide range of services;
- They are ***designed, created and governed by those who will pay*** the assessment; and
- They provide a stable, long-term funding source for tourism promotion.

III. ACCOMPLISHMENTS

Organizational Formation and Strategic Evolution: Since its establishment, Discover Santa Clara® has evolved from a start-up organization into a fully operational Destination Marketing Organization with the team, systems, and partnerships in place to deliver results. Over the past fiscal year, the DMO advanced its sales, marketing, and operational capabilities, strengthened financial stewardship, and positioned Santa Clara to capitalize on major global opportunities ahead—including Super Bowl LX and the FIFA World Cup 2026. The following highlights reflect key accomplishments achieved through collaboration with our SCTID hotel partners, the City, and industry stakeholders.

Metrics reflect performance through the close of FY 2024/25, with select indicators updated to reflect early FY 2025/26 activity where relevant.

ORGANIZATIONAL SUCCESS: TEAM ACHIEVEMENTS AND INDUSTRY ACCOLADES.

I. Administrative Operational Advancement & Governance

- **Executive Leadership and Team Build-Out:** Following the hiring of a new CEO in October 2022, Discover Santa Clara® **built out its full organizational structure.** Under her leadership, the DMO strategically assembled a high-performing team that now includes a Director of Business Operations, Directors of Sales & Marketing, two Sales Managers, a Manager of Data & Strategy, a Marketing Manager, and a Marketing Coordinator. With staggered onboarding over two and a half years, the **full team of nine was in place in March 2025.**
- **Established Financial Infrastructure**: Developed and completed **Financial Standard Operating Procedures (SOPs)** in collaboration with our Accounting Firm Krisch & Company and City representatives. These SOPs were approved by the Board in January 2024 and serve as one of the steps necessary for the DMO's readiness to gain financial independence.
- **Launched a 401(k) Program**: Introduced a formal **retirement benefits program** for all full-time employees, demonstrating long-term commitment to staff well-being and organizational maturity.
- **Implemented Performance Management and Incentive Programs to Drive Accountability and Results:** Implemented a comprehensive **performance management framework** creating a structured Annual Review Process that includes quarterly check-ins and year-end evaluations aligned to individual goals and broader organizational Key Performance Indicators (KPIs). Additionally, designed and rolled out **incentive compensation plans** and goal-setting processes for all eligible positions, linking performance with accountability to drive results-driven behavior.
- **Modernized Administrative Systems**:
    - Developed and gained Board approval for the organization's first-ever **Travel & Entertainment Policy** to guide responsible spending, improve reporting accuracy, and establish accountability standards.
    - Introduced **Corporate Credit Cards** through Bridge Bank to streamline business purchasing, travel, and reimbursements.
    - Finalized **revenue reconciliation** for 2019–2021 with the City and the former Chamber of Commerce DMO.
    - Created **SOPs** and internal systems to guide reporting, vendor management, and City contract tracking.
- **Strengthened Governance & Reporting**:
    - Delivered **quarterly and annual reports** to the Board of Directors and SCTID partners.

- Facilitated Board of Directors **elections and onboarding processes.**
- Initiated Civitas-led **Board training** in January 2025 to strengthen governance alignment and introduce the SCTID renewal process.

- **Strategic Team Alignment**: Implemented cadence of all-staff **strategic offsite meetings** focused on cross-functional planning, budget alignment, and team development, including *The Enneagram Training* for deeper understanding of team dynamics.
- **Strong Financial Performance & Stewardship (FY 2024/25):**
  - SCTID assessment **outperformed projections** ($3.2M vs. $2.6M forecast)
  - Generated **$160,000 in new interest revenue** on assessment funds.
  - Closed FY 2024/25 with an approximately **$600,000 year-end surplus** to fund future activities**,** reflecting strong assessment performance and expense management.

II. Sales & Convention Strategy

- **Strategic Sales Deployment:** Implemented a **market-segment deployment model,** aligning sales team members by verticals such as corporate, sports, and association to better engage planners and strategically grow business opportunities.
- **Sales Lead Growth & Expanded Booking Scope**: Within the Priority (P1–P5) classification system—where groups are ranked by peak room demand and convention center spend—**P1–P3 represent the highest-value, long-term business** driving the greatest economic impact. FY 2024/25 marked the first full year with a fully staffed sales team and the expansion of the DMO's booking scope to include management of P3 leads generated through direct sales efforts. As a result, total lead volume increased 46% year-over-year, with the DMO generating 101 P1–P3 leads, up from 72 the prior year. This growth was driven by proactive prospecting, targeted sales trips, and consistent client engagement.
- **Secured Priority 1 (P1) + Priority 2 (P2) Events:** Secured multiple P2 and self-contained groups for future years driving both room nights for our SCTID hotel partners and revenue for the Convention Center. Successfully delivered the DMO's first P1 citywide group to actualization, with the event completed and generating over $1M in revenue.
- **Tradeshow & Industry Presence:** Engaged in **25 strategically selected tradeshows and sales missions**, including IMEX, TEAMS, MPI, IPEC, Connect Spring, and RCMA, targeting **corporate, association, sports, and affinity segments** to drive direct planner engagement and elevate Santa Clara's visibility.
- **Strategic Partnerships**: Established **strategic partnerships** with leading tourism and meetings industry organizations – including *U.S. Travel, CalTravel, Meeting Professionals International, SF Travel, HelmsBriscoe, and ConferenceDirect* – expanding access to key client databases, industry events, and high-value meeting planner networks.
- **Sales-Driven Marketing Integration:** Partnered with marketing to create **targeted sales materials, custom collateral, and pre-post campaigns** supporting key tradeshows and sales missions. Integrated **meetings-focused content** into the broader strategy to ensure alignment with planner needs and enhance Santa Clara's visibility as a premier meetings destination.
- **CRM & Data Modernization:** Completed a comprehensive audit and cleanup of the Simpleview Customer Relationship Management tool, integrated strategic prospecting tools including **ZoomInfo and Cvent BI Dashboard, enhanced STR (Smith Travel Accommodations Report) reporting, and advanced implementation of the Tourism Economics Symphony** platform to strengthen data capture, marketing attribution, return on investment (ROI) measurement, and partner decision-making.
- **Backyard Acquisition Strategy:** Rolled out a local account acquisition plan targeting 1,500 regional companies, hosting site visits and client events to showcase SCTID partner hotels and City assets, including the Convention Center, to the meeting planner community.

Community Visibility & Upcoming Signature Events

- **Super Bowl LX and FIFA World Cup 2026 Readiness:** Finalized and received Board approval for the SBLX/FWC26 Activation Plan - including **public relations strategies, influencer content, an Ultimate Sports Playbook, enhanced digital presence, and a Media & Meeting Planner Familiarization Trip** - with many elements already executed and others advancing toward completion.

  The plan has delivered high-value media and public relations exposure for the City and DMO, including the launch of the **Global Games Food Trail**, securing early placements in **Forbes and *Vogue***. The DMO also finalized a partnership with the **Bay Area Host Committee**, unlocking unique marketing, sales, and visibility opportunities tied to these global events.

- **Hosted VIP & Media Events:**
  - **Hosted the Bay Area Travel Writers Group:** Welcomed influential local media to showcase Santa Clara's unique offerings and strengthen relationships with key travel writers.
  - **Hosted Los Angeles Media Mission:** Hosted a **cooking class activation** led by Chef Nelson Ramirez of the Santa Clara Marriott, for ten key Los Angeles media representatives, reinforcing the city's identity as a global gathering place for international fans and global cuisine ahead of Super Bowl LX and FWC26.
  - Collaborated with Levi's® Stadium for **North America Trailer Dealers Association (NATDA)** joint event.
  - Partnered with DMO's including **Visit Salt Lake City, Visit Oakland, Team San Jose, and SF Travel** to co-host key client events – creating shared opportunities to showcase Santa Clara and build planner relationships.
  - Hosted multiple client events at **Levi's® Stadium,** engaging planners through premium experiences at 49ers games and major concerts to strengthen relationships, showcase the destination, and secure more leads.
  - **Citywide Media Success:** Supported the City of Santa Clara in crafting the narrative around Beyoncé and Taylor Swift concert visits, positioning the City as the ***"Swiftie Capital of the USA,"*** and elevating national exposure.

III. Marketing, Brand Development & Visibility

- **Omnichannel Marketing Ecosystem:** Completed a competitive RFP process and appointed **Madden Media** to execute on the Omnichannel Marketing project, resulting in the delivery of the following tools and assets to actively support sales, marketing, public relations, our SCTID partner hotels and city partners.
  - A newly launched Discover Santa Clara ® **redesigned website** with 360° hotel tours, SEO optimization, real-time SCTID hotel partner booking widget, and multi-language support.
  - Published the city's first-ever **Visitors Guide.**
  - Established consistent **unified brand voice and PR strategy.**
  - Built a reusable, high-quality **photo/video content library.**
- **Marketing Agency of Record (AOR):** Completed a competitive RFP process and appointed **Madden Media** as the DMO's AOR in March 2025 to support key marketing initiatives. Establishing an AOR ensures brand consistency, streamlined communication, project execution, and enables the DMO to respond more swiftly to opportunities with a partner deeply aligned to its evolving goals including:
  - Shaping the DMO's **Public Relations and Communications** narrative,

- Partnering to manage our **digital marketing strategy** and budget,
- Creating a **Meetings & Conventions specific video** for sales & marketing purposes,
- Supporting the execution of the DMO's **SBLX/FWC26 Activation Plan.**

- **Collateral & Presentation Tools:** Created and modernized **customer facing sales collateral, presentations, and internal reporting templates** to align with our brand look and feel.
- **Digital Audience & Engagement Growth:** With the establishment of a dedicated Marketing Team in May 2023 and building from a minimal digital footprint typical of a start-up DMO, Discover Santa Clara® has achieved exceptional growth across its owned channels, significantly expanding reach and engagement with core audiences.
  - **Instagram:** Grew from **79 to more than 21,232 followers**, representing a significantly expanding destination awareness through high-performing event, experiential, and partner-driven content.
  - **LinkedIn:** Expanded from **240 to more than 2,745 followers**, strengthening reach and credibility within the meetings, business, and industry community.
  - **Facebook:** Grew from **14 to more than 5,174 followers**, increasing visibility for citywide events, partner activations, and destination storytelling.
  - **Email Marketing:** Subscriber base grew from **1,935 to more than 28,464**, enabling stronger campaign reach and more targeted communication with key audiences.
  - **TikTok Platform Expansion:** Launched TikTok as a test channel in early 2025 to extend reach through short-form video. Early performance demonstrated strong organic reach and engagement, prompting a strategic expansion of the platform to reach younger audiences and complement broader digital efforts.
  - **Blogs:** Published **33+ original blog pieces** across two fiscal years, including high-performing evergreen content such as *Business Travel Guide* and *Top 60 Things To Do in Santa Clara*.
- **Influencer Collaborations:** Executed multiple **influencer campaigns**, generating an impressive **5.1M impressions** in collaboration with SCTID partner hotels and key Santa Clara venues, including event tie-ins at Levi's® Stadium and California's Great America. Launched the *Santa Clara Influencer Catalog* to formalize future collaboration processes and efforts.
- **Strategic Advertising**:
  - Partnered with CBS on **two executions of The 49ers Experience**, showcasing Discover Santa Clara® and all 11 SCTID hotel partners through 15-second spotlight segments delivering significant brand exposure for the city.
  - Coverage in ***San Jose Mercury News, CBS Bay Area, KTVU, and the Silicon Valley Business Journal.***
  - Recognized by *Casino.org and San Jose Mercury News* as the ***"Swiftie Capital of the USA"*** in 2023, positioning the DMO for creative destination branding.

IV. Team Awards & Accolades

The Discover Santa Clara® team has been recognized for its leadership, innovation, and industry presence. These accolades reflect the DMO's increasing influence and credibility within the meetings, destination marketing, and tourism sectors.

- **Christine Lawson, President & CEO**
  - Honored as one of ***Silicon Valley Business Journal's*** **(SVBJ) Top 100 Women of Influence in 2024.**
  - Recipient of ***Smart Meetings'*** **Visionary Leader Award in 2024.**
  - Named one of the **Power 100 Most Influential People in Silicon Valley in 2025.**
  - Panelist at the **Future of Santa Clara event in both 2024 and 2025.**
  - **Invited contributor to *The Mercury News'* Monthly Insights & Indicators Column.**

- Featured across **multiple media outlets; *ABC7, CBS Bay Area, KTVU, and the Mercury News*** during Levi's® Stadium event coverage, reinforcing Santa Clara's position as a dynamic destination.
- Invited mentor participant for **SVBJ's Mentorship Monday** event in 2025.

- **Katelyn Riccardi, Director of Marketing**
  - Named one of **SVBJ's 40 Under 40 in 2024.**
  - Invited mentor participant for **SVBJ's Mentorship Monday** event in 2024.
  - Appointed to the **Board of Directors for the Triton Museum of Art in 2024.**
- **Ben Landis, Marketing Manager**
  - Named to **Destinations International's and CalTravel's 30 Under 30 Class of 2025** recognizing rising stars shaping the future of destination marketing.

IV. BOUNDARY

The SCTID shall continue to include all lodging businesses with ten (10) rooms or more, existing and in the future, available for public occupancy within the boundaries of a portion of the City, as shown in the map on the following page.

Lodging business means: any structure, or any portion of any structure, that is occupied or intended or designed for occupancy by transients for dwelling, lodging, or sleeping purposes, and includes, but is not limited to, any hotel, inn, tourist home or house, motel, studio hotel, bachelor hotel, lodging house, rooming house, apartment house, dormitory, public or private club, mobile home, or house trailer at a fixed location, or other similar structure or portion thereof. The term "lodging business" does not include short-term rentals, including units within a multi-family building permitted to operate as short-term rentals.

A complete listing of assessed lodging businesses within the renewed SCTID can be found in Appendix 2.

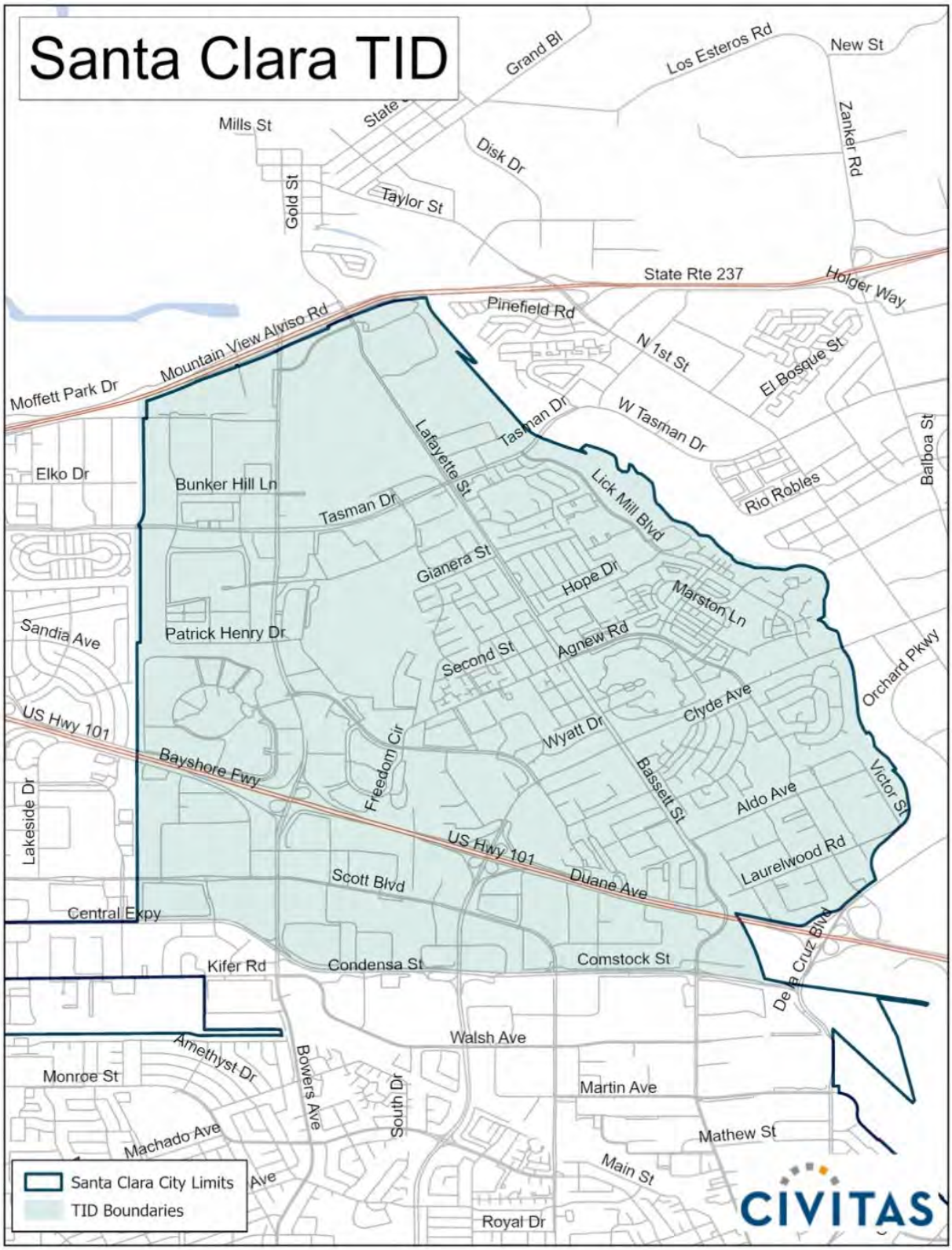
Santa Clara TID
Grand Bl
Los Esteros Rd
New St
Zanker Rd
Mills St
Disk Dr
Gold St
Taylor St
State Rte 237
Holger Way
Pinefield Rd
Mountain View Alviso Rd
Moffett Park Dr
N 1st St
El Bosque St
Tasman Dr
W Tasman Dr
Lafayette St
Elko Dr
Bunker Hill Ln
Tasman Dr
Lick Mill Blvd
Rio Robles
Balboa St
Gianera St
Hope Dr
Marston Ln
Sandia Ave
Patrick Henry Dr
Second St
Agnew Rd
Orchard Pkwy
US Hwy 101
Bayshore Fwy
Freedom Cir
Wyatt Dr
Clyde Ave
Bassett St
Victor St
Aldo Ave
Lakeside Dr
US Hwy 101
Laurelwood Rd
Scott Blvd
Duane Ave
Central Expy
De La Cruz Blvd
Kifer Rd
Condensa St
Comstock St
Walsh Ave
Amethyst Dr
Monroe St
Bowers Ave
South Dr
Martin Ave
Mathew St
Machado Ave
Main St
Ave
Royal Dr
Santa Clara City Limits
TID Boundaries
CIVITAS

V. ASSESSMENT BUDGET AND SERVICES

A. Annual Service Plan

Assessment funds will be spent to provide specific benefits conferred or privileges granted directly to the payors that are not provided to those not charged, and which do not exceed the reasonable cost to the City of conferring the benefits or granting the privileges. The privileges and services provided with the SCTID funds are marketing, communications programs, convention center and partner sales, and other improvements and activities set forth in this Plan, available only to assessed lodging businesses within the SCTID.

A service plan assessment budget has been developed to deliver services that benefit the assessed lodging businesses. A detailed annual assessment budget will be developed and approved by the Board. The chart below illustrates the initial annual assessment budget allocations. These activities and allocations will also apply in subsequent years, subject to the stipulations in this Plan. The total initial assessment budget is estimated to be $4,047,912.

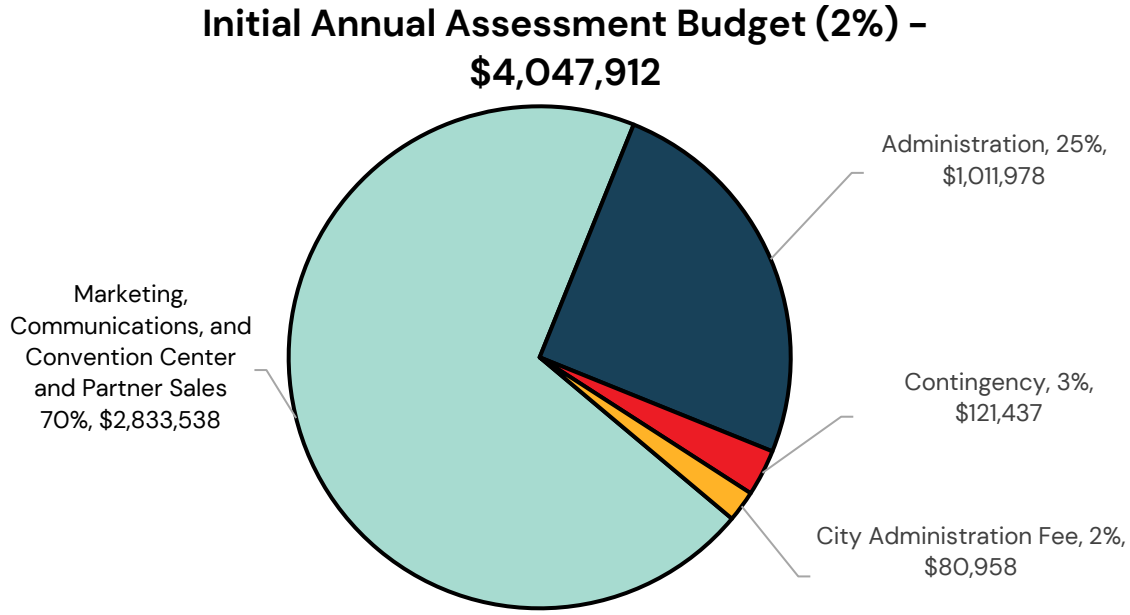

Although actual revenues will fluctuate due to market conditions, the proportional allocations of the budget shall remain the same. However, the City and the Board shall have the authority to adjust budget allocations between the categories by no more than twenty percent (20%) of the total budget per year. A description of the proposed improvements and activities for the initial year of operation is below. The same activities are proposed for subsequent years. In the event of a legal challenge against the SCTID, any and all assessment funds may be used for the costs of defending the SCTID and its assessment.

Each budget category includes all costs related to providing that service. For example, the marketing, communications, and convention center and partner sales budget includes the cost of staff time dedicated to overseeing and implementing the marketing, communications program, and convention center and partner sales. Staff time dedicated purely to administrative tasks is allocated to the administrative portion of the budget. The costs of an individual staff member may be allocated to multiple budget categories. The staffing levels necessary to provide the services below will be determined by the DMO, and approved by the Board, on an as-needed basis.

Marketing, Communications, and Convention Center and Partner Sales

The Marketing, Communications Program, and Convention Center and Partner Sales Program is designed to position Santa Clara as a premier destination for meetings, events, and leisure tourism by combining strategic sales initiatives with targeted marketing and communications efforts. This program focuses on driving overnight stays at assessed businesses, supported by demand at Santa Clara venues such as the Convention Center and sport complexes, and includes the attraction of self-contained and hybrid events. The goal is to increase overnight visitation to assessed lodging businesses and strengthen the destination's visibility for major events and transient visitors. To achieve this, the program will leverage both proactive sales efforts and innovative digital marketing strategies, to reach a broader audience. Program activities may include, but are not limited to, the following activities:

- Promote and market Santa Clara as a premier destination for group events, meetings, and conventions, with a focus on driving room night demand to assessed businesses and generating strong ancillary revenue. This will be achieved through digital advertising, enhanced online presence, print collateral, and social media outreach.
- Develop and implement marketing strategies that position Santa Clara as a competitive leisure and group travel destination. Efforts shall highlight city assets, including attractions, venues, and assessed lodging businesses, to increase awareness and drive visitation to assessed lodging businesses.
- Engage in sales activity to market and sell the destination as a whole, including but not limited to the Convention Center, to drive room night sales at assessed lodging businesses and generate commensurate revenue across the destination.
- Engage in sales activities and targeted outreach to generate new bookings and drive room night demand from Santa Clara event attendees and group travelers utilizing the Convention Center and other partner venues, such as sports complexes, entertainment venues, and unique event spaces that contribute to overnight hotel stays at assessed lodging businesses.
- Engage in sales activities and targeted outreach to generate new bookings and increase room night production from self-contained group business, and other group travelers to assessed businesses.
- Coordinate the booking and reservation of meeting spaces, hotel room blocks, and off-site venues to ensure a seamless experience for planners and attendees.
- Host exhibits at industry trade shows, attend association events, and participate in destination marketing forums to generate leads and elevate Santa Clara's visibility as a leading meetings, business, and tourism destination that drives overnight visitation to assessed lodging businesses.
- Conduct familiarization trips and site visits for prospective clients and meeting planners to promote Santa Clara's assets and hospitality offerings that support overnight stays at assessed lodging businesses.
- Host key and in-market client events for current and prospective meeting planners and business influencers to showcase assessed businesses and partner venues that increase awareness, generate group lead volume, and drive demand at assessed lodging businesses.
- Develop and distribute promotional materials highlighting Santa Clara's assessed businesses and their offerings to support meeting planner decision-making and increase overnight stays.
- Implement competitive incentive programs in partnership with assessed lodging businesses and key Santa Clara venues to attract new marquee events and conventions that generate overnight visitation.
- Provide destination planning support to associations, businesses, and organizations holding events in Santa Clara, with a focus on increasing room night generation at assessed lodging businesses through coordination with the Convention Center operator and other local venue and service providers.

- Manage and continue to evolve the destination website to showcase Santa Clara as a desirable location for events and activities that drive overnight stays at assessed lodging businesses.
- Conduct coordinated advertising, public relations, and promotional campaigns that highlight Santa Clara attractions and amenities to increase group bookings and attract transient travelers, driving overnight stays at assessed lodging businesses.
- Establish stronger partnerships with regional and national event planners, third-party booking agencies, and local tourism stakeholders to increase visibility and generate leads that have the potential to convert into room nights at assessed lodging businesses.
- Utilize industry research, destination analytics, and hotel performance data to inform sales and marketing strategies, identify high-value market segments, and optimize efforts that convert leads into overnight stays at assessed lodging businesses.
- Develop and pursue multi-year agreements with meeting planners and event organizers to secure repeat business that generates consistent overnight visitation at assessed lodging businesses.
- Engage target industries and market segments through focused outreach to secure meetings and events that align with Santa Clara's destination strengths and drive room night demand to assessed lodging businesses.
- Develop sales & marketing campaigns and packages that pair stays at assessed lodging businesses with local experiences to attract weekend and shoulder-season travelers.
- Plan and execute paid advertising campaigns across digital platforms and traditional media channels. Activities may include search engine marketing, programmatic display, social media advertising, print, radio, or out-of-home placements targeted to drive website traffic and overnight bookings at assessed lodging businesses.
- Identify, contract, and manage influencer partnerships to expand reach and drive awareness in target markets to drive room night demand to assessed lodging businesses.
- Develop and manage cooperative marketing programs with assessed lodging businesses, including seasonal promotions and shared advertising initiatives.
- Plan and execute marketing campaigns with strategic travel and media partners to drive overnight visitation to assessed lodging businesses through targeted promotions, enhanced visibility, and destination-aligned messaging and branding.
- Develop and distribute the official Santa Clara Visitor Guide in print and digital formats, highlighting attractions, assessed lodging businesses, and visitor resources.
- Manage and grow all owned marketing channels, including social media platforms and email databases, to expand reach and engagement with prospective visitors.
- Create and distribute dynamic digital content—including short-form video, event-centric itineraries, and user-generated content—that highlights Santa Clara's assessed lodging businesses, venues, and experiences to influence booking decisions for both group and transient travel.
- Collaborate with tourism-aligned brands, influencers, and content creators to elevate Santa Clara's destination messaging and drive measurable increases in overnight visitation to assessed lodging businesses.

Administration

The administration portion of the SCTID budget provides management, coordination and support to all organizational services and functions. Administration is responsible for the general oversight and fiscal health of the organization and the budget will be used to support administrative staffing costs, office costs, policy development, and other general administrative costs such as insurance, legal, human resources, and accounting.

Contingency
The budget includes a contingency line item to account for uncollected assessments, if any. Funds may be collected and set aside in a contingency account and utilized for other programs or renewal costs consistent with the Plan as deemed appropriate by the Board. Contingency funds may be spent on SCTID programs or administrative renewal costs in such proportions as determined appropriate by the Board. This program represents three percent (3%) of the total annual assessment budget.

Reserve
DMO may maintain a reserve fund in accordance with this Plan. Reserve funds shall be expended in furtherance of the programs, activities, and services set forth in this Plan. Policies relating to contributions to the reserve fund, the target amount of the reserve fund, and expenditure of monies from the reserve fund shall be set by the Board.

City Administration Fee
The City shall retain a fee equal to two percent (2%) of the amount of assessment collected to cover its costs of collection and administration of the SCTID assessment which may include but are not limited to: staffing costs, legal services, telephone, supplies, postage, and other general office expenses.

B. Annual Budget

The total five (5) year assessment budget is projected at approximately $4,047,912 annually, or $27,323,406 through the five (5) year term of the SCTID if the maximum assessment rate increases of one-half percent (0.5%) per year, up to a maximum rate of three percent (3%), are adopted as outlined in the table below. A similar budget is expected to apply to subsequent years, but this budget is expected to fluctuate as room sales do, as businesses open and close, and if the assessment rate is increased or decreased pursuant to this Plan.

The annual assessment rate is two percent (2%) of gross short-term sleeping room rental revenue. During the SCTID term, the assessment rate may be increased to a maximum rate of three percent (3%) of gross short-term sleeping room rental revenue for assessed lodging businesses. The Board shall have the authority to increase the rate to a maximum assessment rate of three percent (3%). If the assessment rate is increased, it may subsequently be decreased, subject to Board approval as described in Subsection D of this Section V, but shall not be decreased below a minimum of two percent (2%) of gross short-term sleeping room rental revenue. The maximum assessment increase or decrease permitted in any year shall be one-half percent (0.5%). Increases to the assessment rate shall be subject to the approval of the Board, and assessed lodging business owners, as described in Subsection D of this Section V.

The table below demonstrates the estimated maximum budget with the assumption that the assessment rate will be increased at the earliest opportunity as it is a required disclosure, it is not the anticipated course of action. Alternate courses of action may be taken in regard to implementing the assessment rate increase other than what is demonstrated in the chart below, within the parameters of this Plan.

Estimated Annual Budget if Maximum Assessment Rates Are Adopted
2026 – 2031

Year	Marketing, Communications, and Convention Center and Partner Sales	Administration	Contingency	City Administration Fee	Total
2026-27	$2,833,538	$1,011,978	$121,437	$80,958	$4,047,912
2027-28	$3,541,923	$1,264,973	$151,797	$101,198	$5,059,890
2028-29	$4,250,308	$1,517,967	$182,156	$121,437	$6,071,868
2029-30	$4,250,308	$1,517,967	$182,156	$121,437	$6,071,868
2030-31	$4,250,308	$1,517,967	$182,156	$121,437	$6,071,868
Total	**$19,126,384**	**$6,830,852**	**$819,702**	**$546,468**	**$27,323,406**

C. California Constitutional Compliance

The SCTID assessment is not a property-based assessment subject to the requirements of Proposition 218. Courts have found Proposition 218 limited the term 'assessments' to levies on real property.[1] Rather, the SCTID assessment is a business-based assessment, and is subject to Proposition 26. Pursuant to Proposition 26, all levies are a tax unless they fit one of seven exceptions. Two of these exceptions apply to the SCTID, a "specific benefit" and a "specific government service." Both require that the costs of benefits or services do not exceed the reasonable costs to the City of conferring the benefits or providing the services.

1. Specific Benefit

Proposition 26 requires that assessment funds be expended on, "a specific benefit conferred or privilege granted directly to the payor that is not provided to those not charged, and which does not exceed the reasonable costs to the local government of conferring the benefit or granting the privilege."[2] The services in this Plan are designed to provide targeted benefits directly to assessed lodging businesses, and are intended only to provide benefits and services directly to those lodging businesses paying the assessment. These services are tailored not to serve the general public, businesses in general, or parcels of land, but rather to serve the specific businesses within the SCTID. The activities described in this Plan are specifically targeted to increase demand for room night sales for assessed lodging businesses within the boundaries of the SCTID and are narrowly tailored. SCTID funds will be used exclusively to provide the specific benefit of increased demand for room night sales directly to the assessees. Assessment funds shall not be used to feature non-assessed lodging businesses in SCTID programs, or to directly generate sales for non-assessed lodging businesses. The activities paid for from assessment revenues are business services constituting and providing specific benefits to the assessed lodging businesses. Nothing in this Plan limits the ability of the Owners' Association to enter into private contracts with non-assessed lodging businesses for the provision of services to those businesses with non-assessment funding.

The assessment imposed by this SCTID is for a specific benefit conferred directly to the payors that is not provided to those not charged. The specific benefit conferred directly to the payors is an increase in demand for room night sales via targeted marketing. The specific benefit of an increase in demand for room night sales for assessed lodging businesses will be provided only to lodging businesses paying the SCTID assessment, with marketing, sales and communications programs

[1] *Howard Jarvis Taxpayers Assn. v. the City of San Diego (1999)* 72 Cal App. 4th 230.
[2] Cal. Const. art XIII C § 1(e)(1).

promoting only lodging businesses paying the SCTID assessment. The marketing, communications, and convention center and partner sales programs will be designed to increase room night sales at assessed lodging businesses.

Because they are necessary to provide the marketing, communications, convention center and partner sales programs that specifically benefit the assessed lodging businesses, the reserves, administration and contingency services also provide the specific benefit of increased demand for room night sales to the assessed lodging businesses.

Although SCTID, in providing specific benefits to payors, may produce incidental benefits to non-paying businesses, the incidental benefit does not preclude the services from being considered a specific benefit. The Legislature has found that, "A specific benefit is not excluded from classification as a 'specific benefit' merely because an indirect benefit to a nonpayor occurs incidentally and without cost to the payor as a consequence of providing the specific benefit to the payor."[3]

2. Specific Government Service

The assessment may also be utilized to provide, "a specific government service or product provided directly to the payor that is not provided to those not charged, and which does not exceed the reasonable costs to the local government of providing the service or product."[4] The Legislature has recognized that marketing and promotions services like those to be provided by the SCTID are government services within the meaning of Proposition 26[5].

3. Reasonable Cost

SCTID services will be implemented carefully to ensure they do not exceed the reasonable cost of such services. The full amount assessed will be used to provide the services described herein. Funds will be managed by the DMO, and reports submitted on an annual basis to the City. Only assessed lodging businesses will be featured in marketing materials, receive sales leads generated from SCTID-funded activities, be featured in advertising campaigns, and benefit from other SCTID-funded services. The assessed lodging business list was compiled from records provided by the jurisdiction and complies with the requirements of the 94 Law. Pursuant to Streets and Highways Code Section 36615, the City Council's determination of ownership is final and conclusive, with no obligation to obtain other information. Non-assessed lodging businesses will not receive these, nor any other, SCTID-funded services and benefits.

The SCTID-funded programs are targeted directly to benefit assessed lodging businesses. It is, however, possible that there will be a spillover benefit to non-assessed lodging businesses. If non-assessed lodging businesses receive incremental room nights, that portion of the promotion or program generating those room nights shall be paid with non-SCTID funds. SCTID funds shall only be spent to benefit the assessed lodging businesses and shall not be spent on that portion of any program which directly generates incidental room nights for non-assessed lodging businesses.

D. Assessment

The annual assessment rate is two percent (2%) of gross short-term sleeping room rental revenue. During the SCTID term, the assessment rate may be increased to a maximum rate of three percent (3%) of gross short-term sleeping room rental revenue for assessed lodging businesses. The Board shall have the authority to increase the rate to a maximum assessment rate of three percent (3%). If the assessment rate is increased, it may subsequently be decreased, subject to Board approval as

[3] Government Code § 53758(a)
[4] Cal. Const. art XIII C § 1(e)(2)
[5] Government Code § 53758(b)

described below, but shall not be decreased below a minimum of two percent (2%) of gross short-term sleeping room rental revenue. The maximum assessment increase or decrease permitted in any year shall be one-half percent (0.5%). Increases to the assessment rate shall be subject to the approval of the Board and assessed lodging business owners, as described below.

The DMO shall provide notice to assessed businesses with a clear disclosure of the rationale for an assessment increase tied to programs, projects, or services that enhance brand exposure and equity for Santa Clara as a destination and directly drive room night demand. To approve an assessment rate increase, the DMO shall secure signed petitions from assessed business owners totaling more than fifty percent (50%) of the assessed lodging businesses in the SCTID. If sufficient petitions are received, the Owners' Association's Board shall vote to adjust the assessment rate in accordance with the assessment structure reflected in the petitions, thereby aligning the rate with the preferences expressed by the assessed businesses.

While any increase in the assessment rate must follow the approval process outlined above, a proposed decrease may be approved by a vote of the Board.

Based on the benefit received, assessments will not be collected on: stays of more than thirty (30) consecutive days; or stays by any officer or employee of a foreign government who is exempt by reason of express provision of Federal law or international treaty. Additionally, assessments will not be collected on stays by any Federal or State of California officer or employee on official business who shall provide one of the following: a warrant or check drawn on the Treasury of the United States; a copy of the official travel orders indicating the issuing governmental agency and the employee's full name; or, a copy of a letter on the official letterhead of an exempt governmental agency requesting exemption and listing the employee's name and stating that the stay is for official government business. The dates of occupancy must also be included. These requirements must be demonstrated by the guest at the time of registration. Failure to satisfy these requirements will result in no assessment exemption. Copies of the documentation for each exemption claimed must be submitted to the Director of Finance with each remittance of assessments.

The assessment was calculated based on the total cost of the activities to be provided for the benefit of the businesses within the SCTID, with costs allocated based on the proportional benefit conferred to each business. Activities funded by the SCTID, are specifically targeted to increase room nights at assessed lodging businesses. All room night sales do not represent the same benefit to the payors. For example, a higher priced room night is of greater benefit than a lower priced room night because the assessee derives greater revenue. To account for this benefit differential and to make sure the benefits are proportional, an assessment formula based on a percentage of revenue has been selected. The proposed formula accurately reflects greater benefit to assessed SCTID businesses with higher priced room nights.

The term "gross short-term sleeping room rental revenue" as used herein means: the consideration received, whether or not actually charged by the lodging business, for the occupancy of space in a lodging business valued in money, whether said gross short-term sleeping room rental revenue is received in money, goods, labor, or otherwise, including all receipts, cash, credits, and property and services of any kind or nature. A lodging business may provide complimentary non-assessable rooms for employee use; guest satisfaction or charitable purposes (by a qualified 501(c)(3) charity) and a lodging business shall detail all complimentary non-assessable rooms in its regular reporting. Failure to accurately report complimentary rooms shall result in assessment of the rooms in question. Gross short-term sleeping room rental revenue shall not include, and therefore the assessment shall not be charged upon, any federal, state or local taxes collected, including but not limited to transient occupancy taxes.

The assessment is levied upon and a direct obligation of the assessed lodging business. However, the assessed lodging business may, at its discretion, pass the assessment on to transients. The amount of assessment, if passed on to each transient, shall be disclosed in advance and separately stated from the amount of rent charged and any other applicable taxes, and each transient shall receive a receipt for payment from the business. If the SCTID assessment is identified separately it shall be disclosed as the "SCTID Assessment." As an alternative, the disclosure may include the amount of the SCTID assessment and the amount of the assessment imposed pursuant to the California Tourism Marketing Act, Government Code §13995 et seq. and shall be disclosed as the "Tourism Assessment." The assessment is imposed solely upon and is the sole obligation of the assessed lodging business even if it is passed on to transients. The assessment shall not be considered revenue of the assessed lodging businesses for any purpose, including calculation of transient occupancy taxes.

Bonds or any debt obligation shall not be issued.

E. Interest and Overdue Charges

The SCTID shall reimburse the City for any costs associated with collecting unpaid assessments. If sums in excess of the delinquent SCTID assessment are sought to be recovered in the same collection action by the City, the SCTID shall bear its pro rata share of such collection costs. Assessed lodging businesses which are delinquent in paying the assessment shall be responsible for paying:

1. *Original Delinquency:* Any lodging business that fails to remit any assessment imposed within the time required shall pay interest as described in subparagraph 3 below.
2. *Overdue Charge for Willful Noncompliance or Repeated Delinquencies:* If the City determines that the nonpayment of any remittance due is due to willful noncompliance or repeated delinquencies, an overdue charge of twenty-five percent (25%) of the amount of the assessment shall be added thereto in addition to the interest as required by subparagraph 3 below.
3. *Calculation of Interest:* In addition to the overdue charges imposed, any lodging business that fails to remit any assessment imposed shall pay interest at the rate of the United States government T-Bills sold at the latest sale prior to the date of the delinquency plus three percent (3%) prorated per month or fraction thereof on the amount of the assessment, exclusive of overdue charges, from the date on which the remittance first became delinquent until paid.
4. *Overdue Charges and Interest Merged with Assessment:* Except for the purpose of calculation of interest and overdue charges, every overdue charge imposed and such interest as accrues under the provisions of this section shall become a part of the assessment herein and subject to collection in the same manner as assessments.

F. Time and Manner for Collecting Assessments

The SCTID assessment will be implemented beginning July 1, 2026, or as soon as possible thereafter, and ending five (5) years from its start date. The City will be responsible for collecting the assessment on a monthly basis (including any interest and overdue charges) from each assessed lodging business. The City shall take all reasonable efforts to collect the assessments from each assessed lodging business. The City shall forward the assessments collected to the Owners' Association. Unless the City otherwise provides by ordinance, resolution or written policy, assessments will be collected in the same manner, and at the same time, as City transient occupancy taxes.

VI. GOVERNANCE

A. Owners' Association

The City Council, through adoption of this Plan, has the right, pursuant to Streets and Highways Code §36651, to identify the body that shall implement the proposed program, which shall be the Owners' Association of the SCTID as defined in Streets and Highways Code §36612. The City Council has determined that Silicon Valley/Santa Clara DMO, Inc. dba Discover Santa Clara® will continue to serve as the Owners' Association for the SCTID.

B. Brown Act and California Public Records Act Compliance

An Owners' Association is a private entity and may not be considered a public entity for any purpose, nor may its Board members or staff be considered to be public officials for any purpose. The Owners' Association is, however, subject to government regulations relating to transparency, namely the Ralph M. Brown Act and the California Public Records Act when acting in that capacity. These regulations are designed to promote public accountability. The Owners' Association acts as a legislative body under the Ralph M. Brown Act (Government Code §54950 et seq.). Thus, meetings of the Board and certain committees must be held in compliance with the public notice and other requirements of the Brown Act. Accordingly, the Owners' Association shall publicly report any action taken and the vote or abstention on that action of each member present for the action. The Owners' Association is also subject to the record keeping and disclosure requirements of the California Public Records Act. Accordingly, the Owners' Association shall publicly report any action taken and the vote or abstention on that action of each member present for the action.

C. Annual Report

The DMO shall present an annual report at the end of each year of operation to the City Council pursuant to Streets and Highways Code §36650 (see Appendix 1). The annual report shall include:

- Any proposed changes in the boundaries of the improvement district or in any benefit zones or classification of businesses within the district.
- The improvements and activities to be provided for that fiscal year.
- An estimate of the cost of providing the improvements and the activities for that fiscal year.
- The method and basis of levying the assessment in sufficient detail to allow each business owner to estimate the amount of the assessment to be levied against his or her business for that fiscal year.
- The estimated amount of any surplus or deficit revenues to be carried over from a previous fiscal year.
- The estimated amount of any contributions to be made from sources other than assessments levied pursuant to this part.

CURRENT THROUGH CH. 790 OF THE LEGISLATION FROM THE 2025-2026 REGULAR SESSION, EFFECTIVE AS OF OCTOBER 13, 2025

STREETS AND HIGHWAYS CODE
DIVISION 18. PARKING
PART 7. PROPERTY AND BUSINESS IMPROVEMENT DISTRICT LAW OF 1994

CHAPTER 1. General Provisions

ARTICLE 1. Declarations

36600. Citation of part

This part shall be known and may be cited as the "Property and Business Improvement District Law of 1994."

36601. Legislative findings and declarations; Legislative guidance

The Legislature finds and declares all of the following:

(a) Businesses located and operating within business districts in some of this state's communities are economically disadvantaged, are underutilized, and are unable to attract customers due to inadequate facilities, services, and activities in the business districts.

(b) It is in the public interest to promote the economic revitalization and physical maintenance of business districts in order to create jobs, attract new businesses, and prevent the erosion of the business districts.

(c) It is of particular local benefit to allow business districts to fund business related improvements, maintenance, and activities through the levy of assessments upon the businesses or real property that receive benefits from those improvements.

(d) Assessments levied for the purpose of conferring special benefit upon the real property or a specific benefit upon the businesses in a business district are not taxes for the general benefit of a city, even if property, businesses, or persons not assessed receive incidental or collateral effects that benefit them.

(e) Property and business improvement districts formed throughout this state have conferred special benefits upon properties and businesses within their districts and have made those properties and businesses more useful by providing the following benefits:

(1) Crime reduction. A study by the Rand Corporation has confirmed a 12-percent reduction in the incidence of robbery and an 8-percent reduction in the total incidence of violent crimes within the 30 districts studied.

(2) Job creation.

(3) Business attraction.

(4) Business retention.

(5) Economic growth.

(6) New investments.

(f) With the dissolution of redevelopment agencies throughout the state, property and business improvement districts have become even more important tools with which communities can combat blight, promote economic opportunities, and create a clean and safe environment.

(g) Since the enactment of this act, the people of California have adopted Proposition 218, which added Article XIII D to the Constitution in order to place certain requirements and restrictions on the formation of, and activities, expenditures, and assessments by property-based districts. Article XIII D of the Constitution provides that property-based districts may only levy assessments for special benefits.

(h) The act amending this section is intended to provide the Legislature's guidance with regard to this act, its interaction with the provisions of Article XIII D of the Constitution, and the determination of special benefits in property-based districts.

(1) The lack of legislative guidance has resulted in uncertainty and inconsistent application of this act, which discourages the use of assessments to fund needed improvements, maintenance, and activities in property-based districts, contributing to blight and other underutilization of property.

(2) Activities undertaken for the purpose of conferring special benefits upon property to be assessed inherently produce incidental or collateral effects that benefit property or persons not assessed. Therefore, for special benefits to exist as a separate and distinct category from general

benefits, the incidental or collateral effects of those special benefits are inherently part of those special benefits. The mere fact that special benefits produce incidental or collateral effects that benefit property or persons not assessed does not convert any portion of those special benefits or their incidental or collateral effects into general benefits.
(3) It is of the utmost importance that property-based districts created under this act have clarity regarding restrictions on assessments they may levy and the proper determination of special benefits. Legislative clarity with regard to this act will provide districts with clear instructions and courts with legislative intent regarding restrictions on property-based assessments, and the manner in which special benefits should be determined.

36602. Purpose of part

The purpose of this part is to supplement previously enacted provisions of law that authorize cities to levy assessments within property and business improvement districts, to ensure that those assessments conform to all constitutional requirements and are determined and assessed in accordance with the guidance set forth in this act. This part does not affect or limit any other provisions of law authorizing or providing for the furnishing of improvements or activities or the raising of revenue for these purposes.

36603. Preemption of authority or charter city to adopt ordinances levying assessments

Nothing in this part is intended to preempt the authority of a charter city to adopt ordinances providing for a different method of levying assessments for similar or additional purposes from those set forth in this part. A property and business improvement district created pursuant to this part is expressly exempt from the provisions of the Special Assessment Investigation, Limitation and Majority Protest Act of 1931 (Division 4 (commencing with Section 2800)).

36603.5. Part prevails over conflicting provisions

Any provision of this part that conflicts with any other provision of law shall prevail over the other provision of law, as to districts created under this part.

36604. Severability

This part is intended to be construed liberally and, if any provision is held invalid, the remaining provisions shall remain in full force and effect. Assessments levied under this part are not special taxes.

ARTICLE 2. Definitions

36606. "Activities"

"Activities" means, but is not limited to, all of the following that benefit businesses or real property in the district:
(a) Promotion of public events.
(b) Furnishing of music in any public place.
(c) Promotion of tourism within the district.
(d) Marketing and economic development, including retail retention and recruitment.
(e) Providing security, sanitation, graffiti removal, street and sidewalk cleaning, and other municipal services supplemental to those normally provided by the municipality.
(f) Other services provided for the purpose of conferring special benefit upon assessed real property or specific benefits upon assessed businesses located in the district.

36606.5. "Assessment"

"Assessment" means a levy for the purpose of acquiring, constructing, installing, or maintaining improvements and providing activities that will provide certain benefits to properties or businesses located within a property and business improvement district.

36607. "Business"

"Business" means all types of businesses and includes financial institutions and professions.

36608. "City"

"City" means a city, county, city and county, or an agency or entity created pursuant to Article 1 (commencing with Section 6500) of Chapter 5 of Division 7 of Title 1 of the Government Code, the public member agencies of which includes only cities, counties, or a city and county, or the State of California.

36609. "City council"

"City council" means the city council of a city or the board of supervisors of a county, or the agency, commission, or board created pursuant to a joint powers agreement and which is a city within the meaning of this part.

36609.4. "Clerk"

"Clerk" means the clerk of the legislative body.

36609.5. "General benefit"

"General benefit" means, for purposes of a property-based district, any benefit that is not a "special benefit" as defined in Section 36615.5.

36610. "Improvement"

"Improvement" means the acquisition, construction, installation, or maintenance of any tangible property with an estimated useful life of five years or more including, but not limited to, the following:

(a) Parking facilities.
(b) Benches, booths, kiosks, display cases, pedestrian shelters and signs.
(c) Trash receptacles and public restrooms.
(d) Lighting and heating facilities.
(e) Decorations.
(f) Parks.
(g) Fountains.
(h) Planting areas.
(i) Closing, opening, widening, or narrowing of existing streets.
(j) Facilities or equipment, or both, to enhance security of persons and property within the district.
(k) Ramps, sidewalks, plazas, and pedestrian malls.
(l) Rehabilitation or removal of existing structures.

36611. "Management district plan"; "Plan"

"Management district plan" or "plan" means a proposal as defined in Section 36622.

36612. "Owners' association"

"Owners' association" means a private nonprofit entity that is under contract with a city to administer or implement improvements, maintenance, and activities specified in the management district plan. An owners' association may be an existing nonprofit entity or a newly formed nonprofit entity. An owners' association is a private entity and may not be considered a public entity for any purpose, nor may its board members or staff be considered to be public officials for any purpose. Notwithstanding this section, an owners' association shall comply with the Ralph M. Brown Act (Chapter 9 (commencing with Section 54950) of Part 1 of Division 2 of Title 5 of the Government Code), at all times when matters within the subject matter of the district are heard, discussed, or deliberated, and with the California Public Records Act (Division 10 (commencing with Section 7920.000) of Title 1 of the Government Code), for all records relating to activities of the district.

36614. "Property"

"Property" means real property situated within a district.

36614.5. "Property and business improvement district"; "District"

"Property and business improvement district," or "district," means a property and business improvement district established pursuant to this part.

36614.6. "Property-based assessment"

"Property-based assessment" means any assessment made pursuant to this part upon real property.

36614.7. "Property-based district"

"Property-based district" means any district in which a city levies a property-based assessment.

36615. "Property owner"; "Business owner"; "Owner"

"Property owner" means any person shown as the owner of land on the last equalized assessment roll or otherwise known to be the owner of land by the city council. "Business owner" means any person recognized by the city as the owner of the business. "Owner" means either a business owner or a property owner. The city council has no obligation to obtain other information as to the ownership of land or businesses, and its determination of ownership shall be final and conclusive for the purposes of this part. Wherever this part requires the signature of the property owner, the signature of the authorized agent of the property owner shall be sufficient. Wherever this part requires the signature of the business owner, the signature of the authorized agent of the business owner shall be sufficient.

36615.5. "Special benefit"

(a) "Special benefit" means, for purposes of a property-based district, a particular and distinct benefit over and above general benefits conferred on real property located in a district or to the public at large. Special benefit includes incidental or collateral effects that arise from the improvements, maintenance, or activities of property-based districts even if those incidental or collateral effects benefit property or persons not assessed. Special benefit excludes general enhancement of property value.

(b) "Special benefit" also includes, for purposes of a property-based district, a particular and distinct benefit provided directly to each assessed parcel within the district. Merely because parcels throughout an assessment district share the same special benefits does not make the benefits general.

36616. "Tenant"

"Tenant" means an occupant pursuant to a lease of commercial space or a dwelling unit, other than an owner.

ARTICLE 3. Prior Law

36617. Alternate method of financing certain improvements and activities; Effect on other provisions

This part provides an alternative method of financing certain improvements and activities. The provisions of this part shall not affect or limit any other provisions of law authorizing or providing for the furnishing of improvements or activities or the raising of revenue for these purposes. Every improvement area established pursuant to the Parking and Business Improvement Area Law of 1989 (Part 6 (commencing with Section 36500) of this division) is valid and effective and is unaffected by this part.

CHAPTER 2. Establishment

36620. Establishment of property and business improvement district

A property and business improvement district may be established as provided in this chapter.

36620.5. Requirement of consent of city council

A county may not form a district within the territorial jurisdiction of a city without the consent of the city council of that city. A city may not form a district within the unincorporated territory of a county without the consent of the board of supervisors of that county. A city may not form a district within the territorial jurisdiction of another city without the consent of the city council of the other city.

36621. Initiation of proceedings; Petition of property or business owners in proposed district

(a) Upon the submission of a written petition, signed by the property or business owners in the proposed district who will pay more than 50 percent of the assessments proposed to be levied, the city council may initiate proceedings to form a district by the adoption of a resolution expressing its intention to form a district. The amount of assessment attributable to property or a business owned by the same property or business owner that is in excess of 40 percent of the amount of all assessments proposed to be levied, shall not be included in determining whether the petition is signed by property or business owners who will pay more than 50 percent of the total amount of assessments proposed to be levied.
(b) The petition of property or business owners required under subdivision (a) shall include a summary of the management district plan. That summary shall include all of the following:
(1) A map showing the boundaries of the district.
(2) Information specifying where the complete management district plan can be obtained.
(3) Information specifying that the complete management district plan shall be furnished upon request.
(c) The resolution of intention described in subdivision (a) shall contain all of the following:
(1) A brief description of the proposed improvements, maintenance, and activities, the amount of the proposed assessment, a statement as to whether the assessment will be levied on property or businesses within the district, a statement as to whether bonds will be issued, and a description of the exterior boundaries of the proposed district, which may be made by reference to any plan or map that is on file with the clerk. The descriptions and statements do not need to be detailed and shall be sufficient if they enable an owner to generally identify the nature and extent of the improvements, maintenance, and activities, and the location and extent of the proposed district.
(2) A time and place for a public hearing on the establishment of the property and business improvement district and the levy of assessments, which shall be consistent with the requirements of Section 36623.

36622. Contents of management district plan

The management district plan shall include, but is not limited to, all of the following:
(a) If the assessment will be levied on property, a map of the district in sufficient detail to locate each parcel of property and, if businesses are to be assessed, each business within the district. If the assessment will be levied on businesses, a map that identifies the district boundaries in sufficient detail to allow a business owner to reasonably determine whether a business is located within the district boundaries. If the assessment will be levied on property and businesses, a map of the district in sufficient detail to locate each parcel of property and to allow a business owner to reasonably determine whether a business is located within the district boundaries.
(b) The name of the proposed district.
(c) A description of the boundaries of the district, including the boundaries of benefit zones, proposed for establishment or extension in a manner sufficient to identify the affected property and businesses included, which may be made by reference to any plan or map that is on file with the clerk. The boundaries of a proposed property assessment district shall not overlap with the boundaries of another existing property assessment district created pursuant to this part. This part does not prohibit the boundaries of a district created pursuant to this part to overlap with other assessment districts established pursuant to other provisions of law, including, but not limited to, the Parking and Business Improvement Area Law of 1989 (Part 6 (commencing with Section 36500)). This part does not prohibit the boundaries of a business assessment district created pursuant to this part to overlap with another business assessment district created pursuant to this part. This part does not prohibit the boundaries of a business assessment district created pursuant to this part to overlap with a property assessment district created pursuant to this part.
(d) The improvements, maintenance, and activities proposed for each year of operation of the district and the estimated cost thereof. If the improvements, maintenance, and activities proposed for each year of operation are the same, a description of the first year's proposed improvements, maintenance, and activities

and a statement that the same improvements, maintenance, and activities are proposed for subsequent years shall satisfy the requirements of this subdivision.
(e) The total annual amount proposed to be expended for improvements, maintenance, or activities, and debt service in each year of operation of the district. If the assessment is levied on businesses, this amount may be estimated based upon the assessment rate. If the total annual amount proposed to be expended in each year of operation of the district is not significantly different, the amount proposed to be expended in the initial year and a statement that a similar amount applies to subsequent years shall satisfy the requirements of this subdivision.
(f) The proposed source or sources of financing, including the proposed method and basis of levying the assessment in sufficient detail to allow each property or business owner to calculate the amount of the assessment to be levied against their property or business. The plan also shall state whether bonds will be issued to finance improvements.
(g) The time and manner of collecting the assessments.
(h) The specific number of years in which assessments will be levied. In a new district, the maximum number of years shall be five. Upon renewal, a district shall have a term not to exceed 10 years. Notwithstanding these limitations, a district created pursuant to this part to finance capital improvements with bonds may levy assessments until the maximum maturity of the bonds. The management district plan may set forth specific increases in assessments for each year of operation of the district.
(i) The proposed time for implementation and completion of the management district plan.
(j) Any proposed rules and regulations to be applicable to the district.
(k)

(1) A list of the properties or businesses to be assessed, including the assessor's parcel numbers for properties to be assessed, and a statement of the method or methods by which the expenses of a district will be imposed upon benefited real property or businesses, in proportion to the benefit received by the property or business, to defray the cost thereof.
(2) In a property-based district, the proportionate special benefit derived by each identified parcel shall be determined exclusively in relationship to the entirety of the capital cost of a public improvement, the maintenance and operation expenses of a public improvement, or the cost of the activities. An assessment shall not be imposed on any parcel that exceeds the reasonable cost of the proportional special benefit conferred on that parcel. Only special benefits are assessable, and a property-based district shall separate the general benefits, if any, from the special benefits conferred on a parcel. Parcels within a property-based district that are owned or used by any city, public agency, the State of California, or the United States shall not be exempt from assessment unless the governmental entity can demonstrate by clear and convincing evidence that those publicly owned parcels in fact receive no special benefit. The value of any incidental, secondary, or collateral effects that arise from the improvements, maintenance, or activities of a property-based district and that benefit property or persons not assessed shall not be deducted from the entirety of the cost of any special benefit or affect the proportionate special benefit derived by each identified parcel.
(3) In a property-based district, properties throughout the district may share the same special benefits. In a district with boundaries that define which parcels are to receive improvements, maintenance, or activities over and above those services provided by the city, the improvements, maintenance, or activities themselves may constitute a special benefit. The city may impose assessments that are less than the proportional special benefit conferred, but shall not impose assessments that exceed the reasonable costs of the proportional special benefit conferred. Because one or more parcels pay less than the special benefit conferred does not necessarily mean that other parcels are assessed more than the reasonable cost of their special benefit.

(l) In a property-based district, a detailed engineer's report prepared by a registered professional engineer certified by the State of California supporting all assessments contemplated by the management district plan.
(m) Any other item or matter required to be incorporated therein by the city council.

36623. Procedure to levy assessment

(a) If a city council proposes to levy a new or increased property assessment, the notice and protest and hearing procedure shall comply with Section 53753 of the Government Code.
(b) If a city council proposes to levy a new or increased business assessment, the notice and protest and hearing procedure shall comply with Section 54954.6 of the Government Code, except that notice shall be

mailed to the owners of the businesses proposed to be assessed. A protest may be made orally or in writing by any interested person. Every written protest shall be filed with the clerk at or before the time fixed for the public hearing. The city council may waive any irregularity in the form or content of any written protest. A written protest may be withdrawn in writing at any time before the conclusion of the public hearing. Each written protest shall contain a description of the business in which the person subscribing the protest is interested sufficient to identify the business and, if a person subscribing is not shown on the official records of the city as the owner of the business, the protest shall contain or be accompanied by written evidence that the person subscribing is the owner of the business or the authorized representative. A written protest that does not comply with this section shall not be counted in determining a majority protest. If written protests are received from the owners or authorized representatives of businesses in the proposed district that will pay 50 percent or more of the assessments proposed to be levied and protests are not withdrawn so as to reduce the protests to less than 50 percent, no further proceedings to levy the proposed assessment against such businesses, as contained in the resolution of intention, shall be taken for a period of one year from the date of the finding of a majority protest by the city council.

(c) If a city council proposes to conduct a single proceeding to levy both a new or increased property assessment and a new or increased business assessment, the notice and protest and hearing procedure for the property assessment shall comply with subdivision (a), and the notice and protest and hearing procedure for the business assessment shall comply with subdivision (b). If a majority protest is received from either the property or business owners, that respective portion of the assessment shall not be levied. The remaining portion of the assessment may be levied unless the improvement or other special benefit was proposed to be funded by assessing both property and business owners.

36624. Changes to proposed assessments

At the conclusion of the public hearing to establish the district, the city council may adopt, revise, change, reduce, or modify the proposed assessment or the type or types of improvements, maintenance, and activities to be funded with the revenues from the assessments. Proposed assessments may only be revised by reducing any or all of them. At the public hearing, the city council may only make changes in, to, or from the boundaries of the proposed property and business improvement district that will exclude territory that will not benefit from the proposed improvements, maintenance, and activities. Any modifications, revisions, reductions, or changes to the proposed assessment district shall be reflected in the notice and map recorded pursuant to Section 36627.

36625. Resolution of formation

(a) If the city council, following the public hearing, decides to establish a proposed property and business improvement district, the city council shall adopt a resolution of formation that shall include, but is not limited to, all of the following:

(1) A brief description of the proposed improvements, maintenance, and activities, the amount of the proposed assessment, a statement as to whether the assessment will be levied on property, businesses, or both within the district, a statement on whether bonds will be issued, and a description of the exterior boundaries of the proposed district, which may be made by reference to any plan or map that is on file with the clerk. The descriptions and statements need not be detailed and shall be sufficient if they enable an owner to generally identify the nature and extent of the improvements, maintenance, and activities and the location and extent of the proposed district.

(2) The number, date of adoption, and title of the resolution of intention.

(3) The time and place where the public hearing was held concerning the establishment of the district.

(4) A determination regarding any protests received. The city shall not establish the district or levy assessments if a majority protest was received.

(5) A statement that the properties, businesses, or properties and businesses in the district established by the resolution shall be subject to any amendments to this part.

(6) A statement that the improvements, maintenance, and activities to be conferred on businesses and properties in the district will be funded by the levy of the assessments. The revenue from the levy of assessments within a district shall not be used to provide improvements, maintenance, or activities outside the district or for any purpose other than the purposes specified in the resolution of intention, as modified by the city council at the hearing concerning establishment of the district. Notwithstanding the foregoing, improvements and activities that must be provided outside the

district boundaries to create a special or specific benefit to the assessed parcels or businesses may be provided, but shall be limited to marketing or signage pointing to the district.
(7) A finding that the property or businesses within the area of the property and business improvement district will be benefited by the improvements, maintenance, and activities funded by the proposed assessments, and, for a property-based district, that property within the district will receive a special benefit.
(8) In a property-based district, the total amount of all special benefits to be conferred on the properties within the property-based district.

(b) The adoption of the resolution of formation and, if required, recordation of the notice and map pursuant to Section 36627 shall constitute the levy of an assessment in each of the fiscal years referred to in the management district plan.

36627. Notice and assessment diagram

Following adoption of the resolution establishing district assessments on properties pursuant to Section 36625, the clerk shall record a notice and an assessment diagram pursuant to Section 3114. No other provision of Division 4.5 (commencing with Section 3100) applies to an assessment district created pursuant to this part.

36628. Establishment of separate benefit zones within district; Categories of businesses

The city council may establish one or more separate benefit zones within the district based upon the degree of benefit derived from the improvements or activities to be provided within the benefit zone and may impose a different assessment within each benefit zone. If the assessment is to be levied on businesses, the city council may also define categories of businesses based upon the degree of benefit that each will derive from the improvements or activities to be provided within the district and may impose a different assessment or rate of assessment on each category of business, or on each category of business within each zone.

36628.5. Assessments on businesses or property owners

The city council may levy assessments on businesses or on property owners, or a combination of the two, pursuant to this part. The city council shall structure the assessments in whatever manner it determines corresponds with the distribution of benefits from the proposed improvements, maintenance, and activities, provided that any property-based assessment conforms with the requirements set forth in paragraph (2) of subdivision (k) of Section 36622.

36629. Provisions and procedures applicable to benefit zones and business categories

All provisions of this part applicable to the establishment, modification, or disestablishment of a property and business improvement district apply to the establishment, modification, or disestablishment of benefit zones or categories of business. The city council shall, to establish, modify, or disestablish a benefit zone or category of business, follow the procedure to establish, modify, or disestablish a property and business improvement district.

36630. Expiration of district; Creation of new district

If a property and business improvement district expires due to the time limit set pursuant to subdivision (h) of Section 36622, a new management district plan may be created and the district may be renewed pursuant to this part.

CHAPTER 3. Assessments

36631. Time and manner of collection of assessments; Delinquent payments

The collection of the assessments levied pursuant to this part shall be made at the time and in the manner set forth by the city council in the resolution levying the assessment. Assessments levied on real property may be collected at the same time and in the same manner as for the ad valorem property tax, and may provide for the same lien priority and penalties for delinquent payment. All delinquent payments for assessments levied pursuant to this part may be charged interest and penalties.

36632. Assessments to be based on estimated benefit; Classification of real property and businesses; Exclusion of residential and agricultural property

(a) The assessments levied on real property pursuant to this part shall be levied on the basis of the estimated benefit to the real property within the property and business improvement district. The city council may classify properties for purposes of determining the benefit to property of the improvements and activities provided pursuant to this part.
(b) Assessments levied on businesses pursuant to this part shall be levied on the basis of the estimated benefit to the businesses within the property and business improvement district. The city council may classify businesses for purposes of determining the benefit to the businesses of the improvements and activities provided pursuant to this part.
(c) Properties zoned solely for residential use, or that are zoned for agricultural use, are conclusively presumed not to benefit from the improvements and service funded through these assessments, and shall not be subject to any assessment pursuant to this part.

36633. Time for contesting validity of assessment

The validity of an assessment levied under this part shall not be contested in an action or proceeding unless the action or proceeding is commenced within 30 days after the resolution levying the assessment is adopted pursuant to Section 36625. An appeal from a final judgment in an action or proceeding shall be perfected within 30 days after the entry of judgment.

36634. Service contracts authorized to establish levels of city services

The city council may execute baseline service contracts that would establish levels of city services that would continue after a property and business improvement district has been formed.

36635. Request to modify management district plan

The owners' association may, at any time, request that the city council modify the management district plan. Any modification of the management district plan shall be made pursuant to this chapter.

36636. Modification of plan by resolution after public hearing; Adoption of resolution of intention

(a) Upon the written request of the owners' association, the city council may modify the management district plan after conducting one public hearing on the proposed modifications. The city council may modify the improvements and activities to be funded with the revenue derived from the levy of the assessments by adopting a resolution determining to make the modifications after holding a public hearing on the proposed modifications. If the modification includes the levy of a new or increased assessment, the city council shall comply with Section 36623. Notice of all other public hearings pursuant to this section shall comply with both of the following:
(1) The resolution of intention shall be published in a newspaper of general circulation in the city once at least seven days before the public hearing.
(2) A complete copy of the resolution of intention shall be mailed by first class mail, at least 10 days before the public hearing, to each business owner or property owner affected by the proposed modification.
(b) The city council shall adopt a resolution of intention which states the proposed modification prior to the public hearing required by this section. The public hearing shall be held not more than 90 days after the adoption of the resolution of intention.

36637. Reflection of modification in notices recorded and maps

Any subsequent modification of the resolution shall be reflected in subsequent notices and maps recorded pursuant to Division 4.5 (commencing with Section 3100), in a manner consistent with the provisions of Section 36627.

36638. Assessment as government imposed fee on Civ C § 1770 transaction

(a) A business assessment pursuant to this part is a fee imposed by a government on the transaction for purposes of paragraph (29) of subdivision (a) of Section 1770 of the Civil Code.
(b) This section shall become operative on July 1, 2024.

CHAPTER 3.5. Financing

36640. Bonds authorized; Procedure; Restriction on reduction or termination of assessments

(a) The city council may, by resolution, determine and declare that bonds shall be issued to finance the estimated cost of some or all of the proposed improvements described in the resolution of formation adopted pursuant to Section 36625, if the resolution of formation adopted pursuant to that section provides for the issuance of bonds, under the Improvement Bond Act of 1915 (Division 10 (commencing with Section 8500)) or in conjunction with Marks-Roos Local Bond Pooling Act of 1985 (Article 4 (commencing with Section 6584) of Chapter 5 of Division 7 of Title 1 of the Government Code). Either act, as the case may be, shall govern the proceedings relating to the issuance of bonds, although proceedings under the Bond Act of 1915 may be modified by the city council as necessary to accommodate assessments levied upon business pursuant to this part.
(b) The resolution adopted pursuant to subdivision (a) shall generally describe the proposed improvements specified in the resolution of formation adopted pursuant to Section 36625, set forth the estimated cost of those improvements, specify the number of annual installments and the fiscal years during which they are to be collected. The amount of debt service to retire the bonds shall not exceed the amount of revenue estimated to be raised from assessments over 30 years.
(c) Notwithstanding any other provision of this part, assessments levied to pay the principal and interest on any bond issued pursuant to this section shall not be reduced or terminated if doing so would interfere with the timely retirement of the debt.

CHAPTER 4. Governance

36650. Report by owners' association; Approval or modification by city council

(a) The owners' association shall cause to be prepared a report for each fiscal year, except the first year, for which assessments are to be levied and collected to pay the costs of the improvements, maintenance, and activities described in the report. The owners' association's first report shall be due after the first year of operation of the district. The report may propose changes, including, but not limited to, the boundaries of the property and business improvement district or any benefit zones within the district, the basis and method of levying the assessments, and any changes in the classification of property, including any categories of business, if a classification is used.
(b) The report shall be filed with the clerk and shall refer to the property and business improvement district by name, specify the fiscal year to which the report applies, and, with respect to that fiscal year, shall contain all of the following information:

(1) Any proposed changes in the boundaries of the property and business improvement district or in any benefit zones or classification of property or businesses within the district.
(2) The improvements, maintenance, and activities to be provided for that fiscal year.
(3) An estimate of the cost of providing the improvements, maintenance, and activities for that fiscal year.
(4) The method and basis of levying the assessment in sufficient detail to allow each real property or business owner, as appropriate, to estimate the amount of the assessment to be levied against his or her property or business for that fiscal year.
(5) The estimated amount of any surplus or deficit revenues to be carried over from a previous fiscal year.
(6) The estimated amount of any contributions to be made from sources other than assessments levied pursuant to this part.

(c) The city council may approve the report as filed by the owners' association or may modify any particular contained in the report and approve it as modified. Any modification shall be made pursuant to Sections 36635 and 36636.
The city council shall not approve a change in the basis and method of levying assessments that would impair an authorized or executed contract to be paid from the revenues derived from the levy of

assessments, including any commitment to pay principal and interest on any bonds issued on behalf of the district.

36651. Designation of owners' association to provide improvements, maintenance, and activities

The management district plan may, but is not required to, state that an owners' association will provide the improvements, maintenance, and activities described in the management district plan. If the management district plan designates an owners' association, the city shall contract with the designated nonprofit corporation to provide services.

CHAPTER 5. Renewal

36660. Renewal of district; Transfer or refund of remaining revenues; District term limit

(a) Any district previously established whose term has expired, or will expire, may be renewed by following the procedures for establishment as provided in this chapter.
(b) Upon renewal, any remaining revenues derived from the levy of assessments, or any revenues derived from the sale of assets acquired with the revenues, shall be transferred to the renewed district. If the renewed district includes additional parcels or businesses not included in the prior district, the remaining revenues shall be spent to benefit only the parcels or businesses in the prior district. If the renewed district does not include parcels or businesses included in the prior district, the remaining revenues attributable to these parcels shall be refunded to the owners of these parcels or businesses.
(c) Upon renewal, a district shall have a term not to exceed 10 years, or, if the district is authorized to issue bonds, until the maximum maturity of those bonds. There is no requirement that the boundaries, assessments, improvements, or activities of a renewed district be the same as the original or prior district.

CHAPTER 6. Disestablishment

36670. Circumstances permitting disestablishment of district; Procedure

(a) Any district established or extended pursuant to the provisions of this part, where there is no indebtedness, outstanding and unpaid, incurred to accomplish any of the purposes of the district, may be disestablished by resolution by the city council in either of the following circumstances:
(1) If the city council finds there has been misappropriation of funds, malfeasance, or a violation of law in connection with the management of the district, it shall notice a hearing on disestablishment.
(2) During the operation of the district, there shall be a 30-day period each year in which assessees may request disestablishment of the district. The first such period shall begin one year after the date of establishment of the district and shall continue for 30 days. The next such 30-day period shall begin two years after the date of the establishment of the district. Each successive year of operation of the district shall have such a 30-day period. Upon the written petition of the owners or authorized representatives of real property or the owners or authorized representatives of businesses in the district who pay 50 percent or more of the assessments levied, the city council shall pass a resolution of intention to disestablish the district. The city council shall notice a hearing on disestablishment.
(b) The city council shall adopt a resolution of intention to disestablish the district prior to the public hearing required by this section. The resolution shall state the reason for the disestablishment, shall state the time and place of the public hearing, and shall contain a proposal to dispose of any assets acquired with the revenues of the assessments levied within the property and business improvement district. The notice of the hearing on disestablishment required by this section shall be given by mail to the property owner of each parcel or to the owner of each business subject to assessment in the district, as appropriate. The city shall conduct the public hearing not less than 30 days after mailing the notice to the property or business owners. The public hearing shall be held not more than 60 days after the adoption of the resolution of intention.

36671. Refund of remaining revenues upon disestablishment or expiration without renewal of district; Calculation of refund; Use of outstanding revenue collected after disestablishment of district

(a) Upon the disestablishment or expiration without renewal of a district, any remaining revenues, after all outstanding debts are paid, derived from the levy of assessments, or derived from the sale of assets acquired with the revenues, or from bond reserve or construction funds, shall be refunded to the owners of the property or businesses then located and operating within the district in which assessments were levied by applying the same method and basis that was used to calculate the assessments levied in the fiscal year in which the district is disestablished or expires. All outstanding assessment revenue collected after disestablishment shall be spent on improvements and activities specified in the management district plan.
(b) If the disestablishment occurs before an assessment is levied for the fiscal year, the method and basis that was used to calculate the assessments levied in the immediate prior fiscal year shall be used to calculate the amount of any refund.

APPENDIX 2 – ASSESSED BUSINESSES*

SCTID Hotels	Address	City	State	Zip Code
AC Hotel Santa Clara	2970 Lakeside Drive	Santa Clara	CA	95054
Avatar Hotel Santa Clara a Tapestry Collection by Hilton	4200 Great America Parkway	Santa Clara	CA	95054
Delta Hotel by Marriott - Santa Clara Silicon Valley	2151 Laurelwood Road	Santa Clara	CA	95054
Element Santa Clara	1950 Wyatt Drive	Santa Clara	CA	95054
Embassy Suites Santa Clara - Silicon Valley	2885 Lakeside Drive	Santa Clara	CA	95054
Hilton Santa Clara	4949 Great America Parkway	Santa Clara	CA	95054
Hyatt House Santa Clara	3915 Rivermark Plaza	Santa Clara	CA	95054
Hyatt Regency	5101 Great America Parkway	Santa Clara	CA	95054
Marriott Santa Clara	2700 Mission College Blvd	Santa Clara	CA	95054
Hyatt Centric Silicon Valley	3100 Lakeside Drive	Santa Clara	CA	95054
TownePlace by Marriott	2877 Lakeside Drive	Santa Clara	CA	95054

*Jurisdiction list as of April 16, 2026

PETITION TO THE CITY OF SANTA CLARA
TO RENEW THE SANTA CLARA TOURISM IMPROVEMENT DISTRICT

We petition you to initiate proceedings to renew the Santa Clara Tourism Improvement District (SCTID) in accordance with the Property and Business Improvement District Law of 1994, Streets and Highways Code section 36600 et seq., for the purpose of providing services as described in the summary of the Management District Plan attached hereto as Exhibit A.

Business Establishment(s) & Address(es)	**Business Owner**
AC by Marriott Santa Clara	Odyssey Propco II LLC
2970 Lakeside Dr., Santa Clara, CA 95054	

The undersigned is the business owner or the authorized representative of the business owner and is the person legally authorized and entitled to sign this petition.

Paula Weissenberg	Asset Manager
Owner /Owner Representative Name (printed)	Title
	5/1/2026
Owner/Owner Representative Signature	Date

A complete copy of the Management District Plan will be furnished upon request. Requests for a complete copy of the Management District Plan should be made to:

Christine Lawson, Chief Executive Officer
Discover Santa Clara
5001 Great America Parkway
Santa Clara, CA 95054
(408) 748-7095

EXHIBIT A

MANAGEMENT DISTRICT PLAN SUMMARY

Location: The renewed SCTID includes all lodging businesses with ten (10) rooms or more, existing and in the future, available for public occupancy located within the boundaries of a portion of the city of Santa Clara, as shown on the map included herein.

Services: The SCTID is designed to provide specific benefits directly to payors by increasing awareness and demand for room night sales. Marketing, communication programs, convention center and partner sales, and other improvements and activities will increase demand for overnight tourism and market payors for tourist, meeting and event destinations, thereby increasing demand for room nights.

Budget: The total SCTID annual assessment budget for the initial year of its five (5) year operation is anticipated to be approximately $4,047,912. A similar assessment budget is expected to apply to subsequent years, but this assessment budget is expected to fluctuate as room sales do, as businesses open and close, and if the assessment rate is increased or decreased pursuant to the Management District Plan ("Plan").

Cost: The annual assessment rate is two percent (2%) of gross short-term sleeping room rental revenue. During the SCTID term, the assessment rate may be increased to a maximum rate of three percent (3%) of gross short-term sleeping room rental revenue for assessed lodging businesses. The Silicon Valley/Santa Clara DMO, Inc. dba Discover Santa Clara® Board of Directors ("Board") shall have the authority to increase the rate to a maximum assessment rate of three percent (3%). If the assessment rate is increased, it may subsequently be decreased, subject to Board approval, but shall not be decreased below a minimum of two percent (2%) of gross short-term sleeping room rental revenue. The maximum assessment increase or decrease permitted in any year shall be one-half percent (0.5%). Increases to the assessment rate shall be subject to the approval of the Board and assessed lodging business owners.

Based on the benefit received, assessments will not be collected on: stays of more than thirty (30) consecutive days; or stays by any officer or employee of a foreign government who is exempt by reason of express provision of Federal law or international treaty. Additionally, assessments will not be collected on stays by any Federal or State of California officer or employee on official business who shall provide one of the following: a warrant or check drawn on the Treasury of the United States; a copy of the official travel orders indicating the issuing governmental agency and the employee's full name; or, a copy of a letter on the official letterhead of an exempt governmental agency requesting exemption and listing the employee's name and stating that the stay is for official government business. The dates of occupancy must also be included. These requirements must be demonstrated by the guest at the time of registration. Failure to satisfy these requirements will result in no assessment exemption. Copies of the documentation for each exemption claimed must be submitted to the City of Santa Clara ("City") Director of Finance with each remittance of assessments.

EXHIBIT A

MANAGEMENT DISTRICT PLAN SUMMARY

Collection: Each assessed lodging business located in the boundaries of the SCTID shall be responsible for remitting the assessments to the City in accordance with the Plan. The City will be responsible for collecting the assessment on a monthly basis (including any interest and overdue charges) from each assessed lodging business located in the boundaries of the SCTID. The City shall take all reasonable efforts to collect the assessments from each assessed lodging business and may charge SCTID its proportionate share of collection costs.

Duration: The renewed SCTID will have a five (5) year life, beginning July 1, 2026, or as soon as possible thereafter, and ending five (5) years from its start date. After five (5) years, the SCTID may be renewed pursuant to the Property and Business Improvement District Law of 1994, Streets and Highways Code Section 36600 et seq. if assessed lodging business owners support continuing the SCTID programs.

Management: The Silicon Valley/Santa Clara DMO, Inc. dba Discover Santa Clara® shall continue to serve as the SCTID's Owners' Association. The Owners' Association is charged with managing funds and implementing programs in accordance with the Plan and must provide annual reports to the City Council.

EXHIBIT A

MANAGEMENT DISTRICT PLAN SUMMARY

Boundary Map

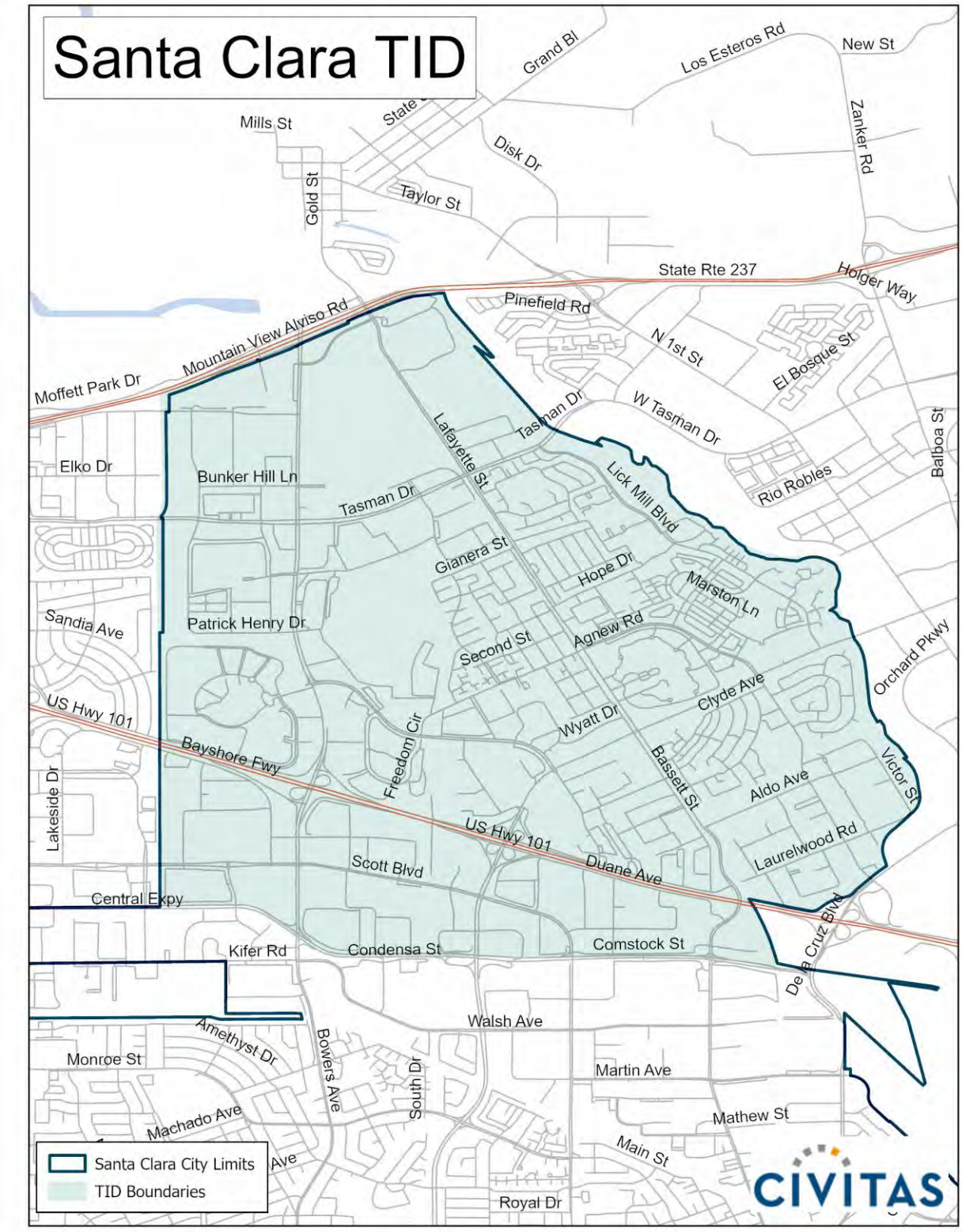

PETITION TO THE CITY OF SANTA CLARA
TO RENEW THE SANTA CLARA TOURISM IMPROVEMENT DISTRICT

We petition you to initiate proceedings to renew the Santa Clara Tourism Improvement District (SCTID) in accordance with the Property and Business Improvement District Law of 1994, Streets and Highways Code section 36600 et seq., for the purpose of providing services as described in the summary of the Management District Plan attached hereto as Exhibit A.

Business Establishment(s) & Address(es)	**Business Owner**
Element Santa Clara	Mission Park Hotel LP
1950 Wyatt Drive	600 University St, Suite 2820
Santa Clara, CA 95054	Seattle, WA 98101

The undersigned is the business owner or the authorized representative of the business owner and is the person legally authorized and entitled to sign this petition.

Nathan Korpela	Senior Vice President
Owner /Owner Representative Name (printed)	Title
	4/29/2026
Owner/Owner Representative Signature	Date

A complete copy of the Management District Plan will be furnished upon request. Requests for a complete copy of the Management District Plan should be made to:

Christine Lawson, Chief Executive Officer
Discover Santa Clara
5001 Great America Parkway
Santa Clara, CA 95054
(408) 748-7095

EXHIBIT A

MANAGEMENT DISTRICT PLAN SUMMARY

Location: The renewed SCTID includes all lodging businesses with ten (10) rooms or more, existing and in the future, available for public occupancy located within the boundaries of a portion of the city of Santa Clara, as shown on the map included herein.

Services: The SCTID is designed to provide specific benefits directly to payors by increasing awareness and demand for room night sales. Marketing, communication programs, convention center and partner sales, and other improvements and activities will increase demand for overnight tourism and market payors for tourist, meeting and event destinations, thereby increasing demand for room nights.

Budget: The total SCTID annual assessment budget for the initial year of its five (5) year operation is anticipated to be approximately $4,047,912. A similar assessment budget is expected to apply to subsequent years, but this assessment budget is expected to fluctuate as room sales do, as businesses open and close, and if the assessment rate is increased or decreased pursuant to the Management District Plan ("Plan").

Cost: The annual assessment rate is two percent (2%) of gross short-term sleeping room rental revenue. During the SCTID term, the assessment rate may be increased to a maximum rate of three percent (3%) of gross short-term sleeping room rental revenue for assessed lodging businesses. The Silicon Valley/Santa Clara DMO, Inc. dba Discover Santa Clara® Board of Directors ("Board") shall have the authority to increase the rate to a maximum assessment rate of three percent (3%). If the assessment rate is increased, it may subsequently be decreased, subject to Board approval, but shall not be decreased below a minimum of two percent (2%) of gross short-term sleeping room rental revenue. The maximum assessment increase or decrease permitted in any year shall be one-half percent (0.5%). Increases to the assessment rate shall be subject to the approval of the Board and assessed lodging business owners.

Based on the benefit received, assessments will not be collected on: stays of more than thirty (30) consecutive days; or stays by any officer or employee of a foreign government who is exempt by reason of express provision of Federal law or international treaty. Additionally, assessments will not be collected on stays by any Federal or State of California officer or employee on official business who shall provide one of the following: a warrant or check drawn on the Treasury of the United States; a copy of the official travel orders indicating the issuing governmental agency and the employee's full name; or, a copy of a letter on the official letterhead of an exempt governmental agency requesting exemption and listing the employee's name and stating that the stay is for official government business. The dates of occupancy must also be included. These requirements must be demonstrated by the guest at the time of registration. Failure to satisfy these requirements will result in no assessment exemption. Copies of the documentation for each exemption claimed must be submitted to the City of Santa Clara ("City") Director of Finance with each remittance of assessments.

EXHIBIT A

MANAGEMENT DISTRICT PLAN SUMMARY

Collection: Each assessed lodging business located in the boundaries of the SCTID shall be responsible for remitting the assessments to the City in accordance with the Plan. The City will be responsible for collecting the assessment on a monthly basis (including any interest and overdue charges) from each assessed lodging business located in the boundaries of the SCTID. The City shall take all reasonable efforts to collect the assessments from each assessed lodging business and may charge SCTID its proportionate share of collection costs.

Duration: The renewed SCTID will have a five (5) year life, beginning July 1, 2026, or as soon as possible thereafter, and ending five (5) years from its start date. After five (5) years, the SCTID may be renewed pursuant to the Property and Business Improvement District Law of 1994, Streets and Highways Code Section 36600 et seq. if assessed lodging business owners support continuing the SCTID programs.

Management: The Silicon Valley/Santa Clara DMO, Inc. dba Discover Santa Clara® shall continue to serve as the SCTID's Owners' Association. The Owners' Association is charged with managing funds and implementing programs in accordance with the Plan and must provide annual reports to the City Council.

EXHIBIT A

MANAGEMENT DISTRICT PLAN SUMMARY

Boundary Map

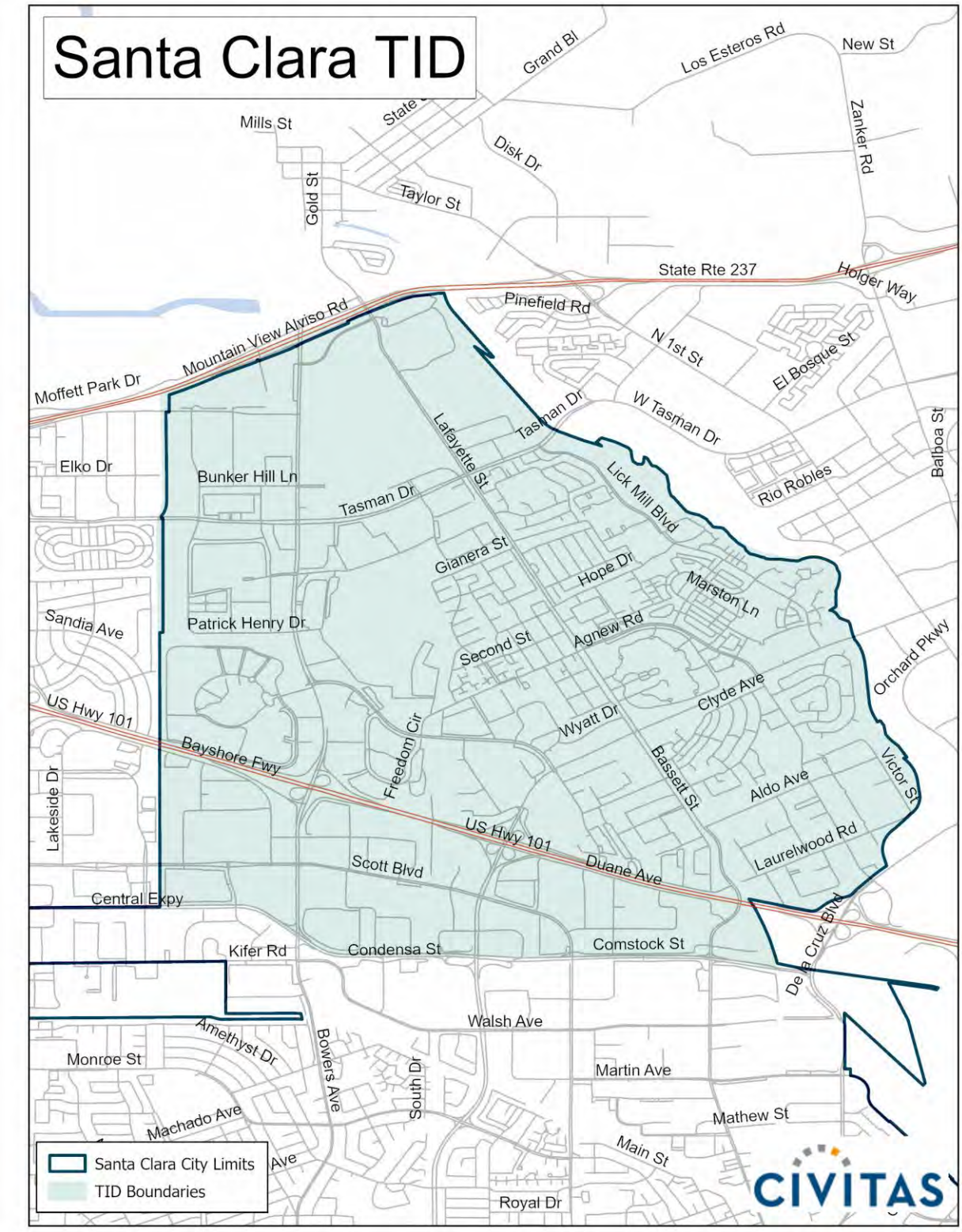

PETITION TO THE CITY OF SANTA CLARA
TO RENEW THE SANTA CLARA TOURISM IMPROVEMENT DISTRICT

We petition you to initiate proceedings to renew the Santa Clara Tourism Improvement District (SCTID) in accordance with the Property and Business Improvement District Law of 1994, Streets and Highways Code section 36600 et seq., for the purpose of providing services as described in the summary of the Management District Plan attached hereto as Exhibit A.

Business Establishment(s) & Address(es)	**Business Owner**
Hyatt House Santa Clara	RLJ HyH Santa Clara Lessee, LP
3915 Rivermark Plaza, Santa Clara, CA 95054	

The undersigned is the business owner or the authorized representative of the business owner and is the person legally authorized and entitled to sign this petition.

Kevin Hurley	Area Vice President & GM
Owner /Owner Representative Name (printed)	Title
	04/30/2026
Owner/Owner Representative Signature	Date

A complete copy of the Management District Plan will be furnished upon request. Requests for a complete copy of the Management District Plan should be made to:

Christine Lawson, Chief Executive Officer
Discover Santa Clara
5001 Great America Parkway
Santa Clara, CA 95054
(408) 748-7095

PETITION TO THE CITY OF SANTA CLARA
TO RENEW THE SANTA CLARA TOURISM IMPROVEMENT DISTRICT

We petition you to initiate proceedings to renew the Santa Clara Tourism Improvement District (SCTID) in accordance with the Property and Business Improvement District Law of 1994, Streets and Highways Code section 36600 et seq., for the purpose of providing services as described in the summary of the Management District Plan attached hereto as Exhibit A.

Business Establishment(s) & Address(es)	Business Owner
Hyatt Regency Santa Clara	IA Lodging Santa Clara TRS, L.L.C
5101 Great America Parkway	
Santa Clara, CA 95054	

The undersigned is the business owner or the authorized representative of the business owner and is the person legally authorized and entitled to sign this petition.

Erin Henry — General manager

Owner /Owner Representative Name (printed) — Title

Owner/Owner Representative Signature — 4/29/26 Date

A complete copy of the Management District Plan will be furnished upon request. Requests for a complete copy of the Management District Plan should be made to:

Christine Lawson, Chief Executive Officer
Discover Santa Clara
5001 Great America Parkway
Santa Clara, CA 95054
(408) 748-7095

PETITION TO THE CITY OF SANTA CLARA
TO RENEW THE SANTA CLARA TOURISM IMPROVEMENT DISTRICT

We petition you to initiate proceedings to renew the Santa Clara Tourism Improvement District (SCTID) in accordance with the Property and Business Improvement District Law of 1994, Streets and Highways Code section 36600 et seq., for the purpose of providing services as described in the summary of the Management District Plan attached hereto as Exhibit A.

Business Establishment(s) & Address(es)	**Business Owner**
Hilton Santa Clara	Stanford Hotels
4949 Great America Pkwy	
Santa Clara, CA 95054	

The undersigned is the business owner or the authorized representative of the business owner and is the person legally authorized and entitled to sign this petition.

Farshad Mayelzadeh	General Manager
Owner /Owner Representative Name (printed)	Title



	4-30-26
Owner/Owner Representative Signature	Date

A complete copy of the Management District Plan will be furnished upon request. Requests for a complete copy of the Management District Plan should be made to:

Christine Lawson, Chief Executive Officer
Discover Santa Clara
5001 Great America Parkway
Santa Clara, CA 95054
(408) 748-7095

EXHIBIT A

MANAGEMENT DISTRICT PLAN SUMMARY

Location: The renewed SCTID includes all lodging businesses with ten (10) rooms or more, existing and in the future, available for public occupancy located within the boundaries of a portion of the city of Santa Clara, as shown on the map included herein.

Services: The SCTID is designed to provide specific benefits directly to payors by increasing awareness and demand for room night sales. Marketing, communication programs, convention center and partner sales, and other improvements and activities will increase demand for overnight tourism and market payors for tourist, meeting and event destinations, thereby increasing demand for room nights.

Budget: The total SCTID annual assessment budget for the initial year of its five (5) year operation is anticipated to be approximately $4,047,912. A similar assessment budget is expected to apply to subsequent years, but this assessment budget is expected to fluctuate as room sales do, as businesses open and close, and if the assessment rate is increased or decreased pursuant to the Management District Plan ("Plan").

Cost: The annual assessment rate is two percent (2%) of gross short-term sleeping room rental revenue. During the SCTID term, the assessment rate may be increased to a maximum rate of three percent (3%) of gross short-term sleeping room rental revenue for assessed lodging businesses. The Silicon Valley/Santa Clara DMO, Inc. dba Discover Santa Clara® Board of Directors ("Board") shall have the authority to increase the rate to a maximum assessment rate of three percent (3%). If the assessment rate is increased, it may subsequently be decreased, subject to Board approval, but shall not be decreased below a minimum of two percent (2%) of gross short-term sleeping room rental revenue. The maximum assessment increase or decrease permitted in any year shall be one-half percent (0.5%). Increases to the assessment rate shall be subject to the approval of the Board and assessed lodging business owners.

Based on the benefit received, assessments will not be collected on: stays of more than thirty (30) consecutive days; or stays by any officer or employee of a foreign government who is exempt by reason of express provision of Federal law or international treaty. Additionally, assessments will not be collected on stays by any Federal or State of California officer or employee on official business who shall provide one of the following: a warrant or check drawn on the Treasury of the United States; a copy of the official travel orders indicating the issuing governmental agency and the employee's full name; or, a copy of a letter on the official letterhead of an exempt governmental agency requesting exemption and listing the employee's name and stating that the stay is for official government business. The dates of occupancy must also be included. These requirements must be demonstrated by the guest at the time of registration. Failure to satisfy these requirements will result in no assessment exemption. Copies of the documentation for each exemption claimed must be submitted to the City of Santa Clara ("City") Director of Finance with each remittance of assessments.

EXHIBIT A

MANAGEMENT DISTRICT PLAN SUMMARY

Collection:	Each assessed lodging business located in the boundaries of the SCTID shall be responsible for remitting the assessments to the City in accordance with the Plan. The City will be responsible for collecting the assessment on a monthly basis (including any interest and overdue charges) from each assessed lodging business located in the boundaries of the SCTID. The City shall take all reasonable efforts to collect the assessments from each assessed lodging business and may charge SCTID its proportionate share of collection costs.
Duration:	The renewed SCTID will have a five (5) year life, beginning July 1, 2026, or as soon as possible thereafter, and ending five (5) years from its start date. After five (5) years, the SCTID may be renewed pursuant to the Property and Business Improvement District Law of 1994, Streets and Highways Code Section 36600 et seq. if assessed lodging business owners support continuing the SCTID programs.
Management:	The Silicon Valley/Santa Clara DMO, Inc. dba Discover Santa Clara® shall continue to serve as the SCTID's Owners' Association. The Owners' Association is charged with managing funds and implementing programs in accordance with the Plan and must provide annual reports to the City Council.

EXHIBIT A

MANAGEMENT DISTRICT PLAN SUMMARY

Boundary Map

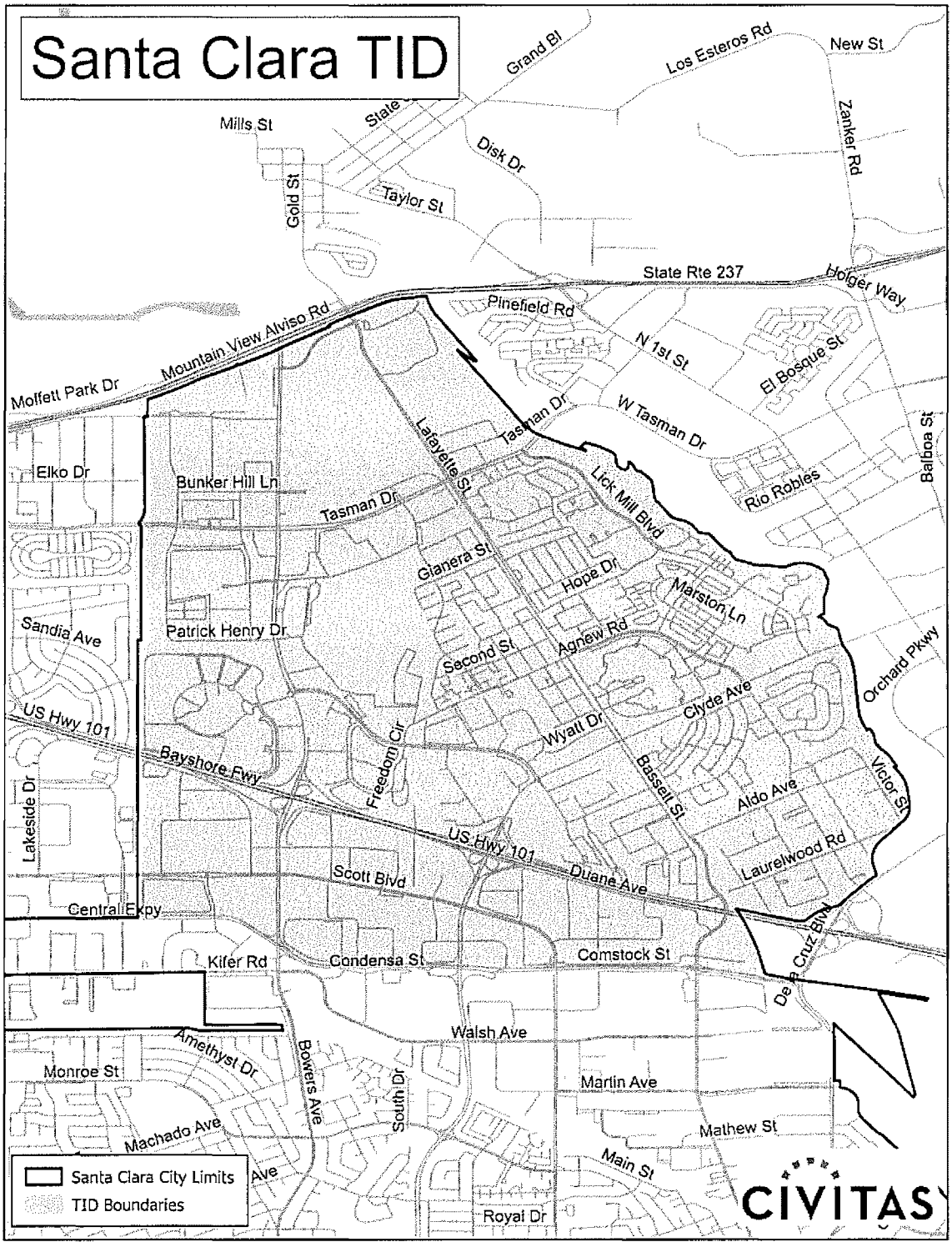

PETITION TO THE CITY OF SANTA CLARA
TO RENEW THE SANTA CLARA TOURISM IMPROVEMENT DISTRICT

We petition you to initiate proceedings to renew the Santa Clara Tourism Improvement District (SCTID) in accordance with the Property and Business Improvement District Law of 1994, Streets and Highways Code section 36600 et seq., for the purpose of providing services as described in the summary of the Management District Plan attached hereto as Exhibit A.

Business Establishment(s) & Address(es)	**Business Owner**
Santa Clara Marriott 2700 Mission College Blvd Santa Clara, CA 95054	Host Hotels & Resorts CCMH Santa Clara LLC 6903 Rockledge Dr. Suite 1500 Bethesda MD 20817.
* Marriott Hotel Service LLC (Manager for CCMH Santa Clara LLC (owner)	

The undersigned is the business owner or the authorized representative of the business owner and is the person legally authorized and entitled to sign this petition.

NANY Fullmore — General Manager
Owner /Owner Representative Name (printed) — Title

Nany Fullmore — 4/28/2026
Owner/Owner Representative Signature — Date

A complete copy of the Management District Plan will be furnished upon request. Requests for a complete copy of the Management District Plan should be made to:

Christine Lawson, Chief Executive Officer
Discover Santa Clara
5001 Great America Parkway
Santa Clara, CA 95054
(408) 748-7095

EXHIBIT A

MANAGEMENT DISTRICT PLAN SUMMARY

Location: The renewed SCTID includes all lodging businesses with ten (10) rooms or more, existing and in the future, available for public occupancy located within the boundaries of a portion of the city of Santa Clara, as shown on the map included herein.

Services: The SCTID is designed to provide specific benefits directly to payors by increasing awareness and demand for room night sales. Marketing, communication programs, convention center and partner sales, and other improvements and activities will increase demand for overnight tourism and market payors for tourist, meeting and event destinations, thereby increasing demand for room nights.

Budget: The total SCTID annual assessment budget for the initial year of its five (5) year operation is anticipated to be approximately $4,047,912. A similar assessment budget is expected to apply to subsequent years, but this assessment budget is expected to fluctuate as room sales do, as businesses open and close, and if the assessment rate is increased or decreased pursuant to the Management District Plan ("Plan").

Cost: The annual assessment rate is two percent (2%) of gross short-term sleeping room rental revenue. During the SCTID term, the assessment rate may be increased to a maximum rate of three percent (3%) of gross short-term sleeping room rental revenue for assessed lodging businesses. The Silicon Valley/Santa Clara DMO, Inc. dba Discover Santa Clara® Board of Directors ("Board") shall have the authority to increase the rate to a maximum assessment rate of three percent (3%). If the assessment rate is increased, it may subsequently be decreased, subject to Board approval, but shall not be decreased below a minimum of two percent (2%) of gross short-term sleeping room rental revenue. The maximum assessment increase or decrease permitted in any year shall be one-half percent (0.5%). Increases to the assessment rate shall be subject to the approval of the Board and assessed lodging business owners.

Based on the benefit received, assessments will not be collected on: stays of more than thirty (30) consecutive days; or stays by any officer or employee of a foreign government who is exempt by reason of express provision of Federal law or international treaty. Additionally, assessments will not be collected on stays by any Federal or State of California officer or employee on official business who shall provide one of the following: a warrant or check drawn on the Treasury of the United States; a copy of the official travel orders indicating the issuing governmental agency and the employee's full name; or, a copy of a letter on the official letterhead of an exempt governmental agency requesting exemption and listing the employee's name and stating that the stay is for official government business. The dates of occupancy must also be included. These requirements must be demonstrated by the guest at the time of registration. Failure to satisfy these requirements will result in no assessment exemption. Copies of the documentation for each exemption claimed must be submitted to the City of Santa Clara ("City") Director of Finance with each remittance of assessments.

EXHIBIT A

MANAGEMENT DISTRICT PLAN SUMMARY

Collection:	Each assessed lodging business located in the boundaries of the SCTID shall be responsible for remitting the assessments to the City in accordance with the Plan. The City will be responsible for collecting the assessment on a monthly basis (including any interest and overdue charges) from each assessed lodging business located in the boundaries of the SCTID. The City shall take all reasonable efforts to collect the assessments from each assessed lodging business and may charge SCTID its proportionate share of collection costs.
Duration:	The renewed SCTID will have a five (5) year life, beginning July 1, 2026, or as soon as possible thereafter, and ending five (5) years from its start date. After five (5) years, the SCTID may be renewed pursuant to the Property and Business Improvement District Law of 1994, Streets and Highways Code Section 36600 et seq. if assessed lodging business owners support continuing the SCTID programs.
Management:	The Silicon Valley/Santa Clara DMO, Inc. dba Discover Santa Clara® shall continue to serve as the SCTID's Owners' Association. The Owners' Association is charged with managing funds and implementing programs in accordance with the Plan and must provide annual reports to the City Council.

EXHIBIT A

MANAGEMENT DISTRICT PLAN SUMMARY

Boundary Map

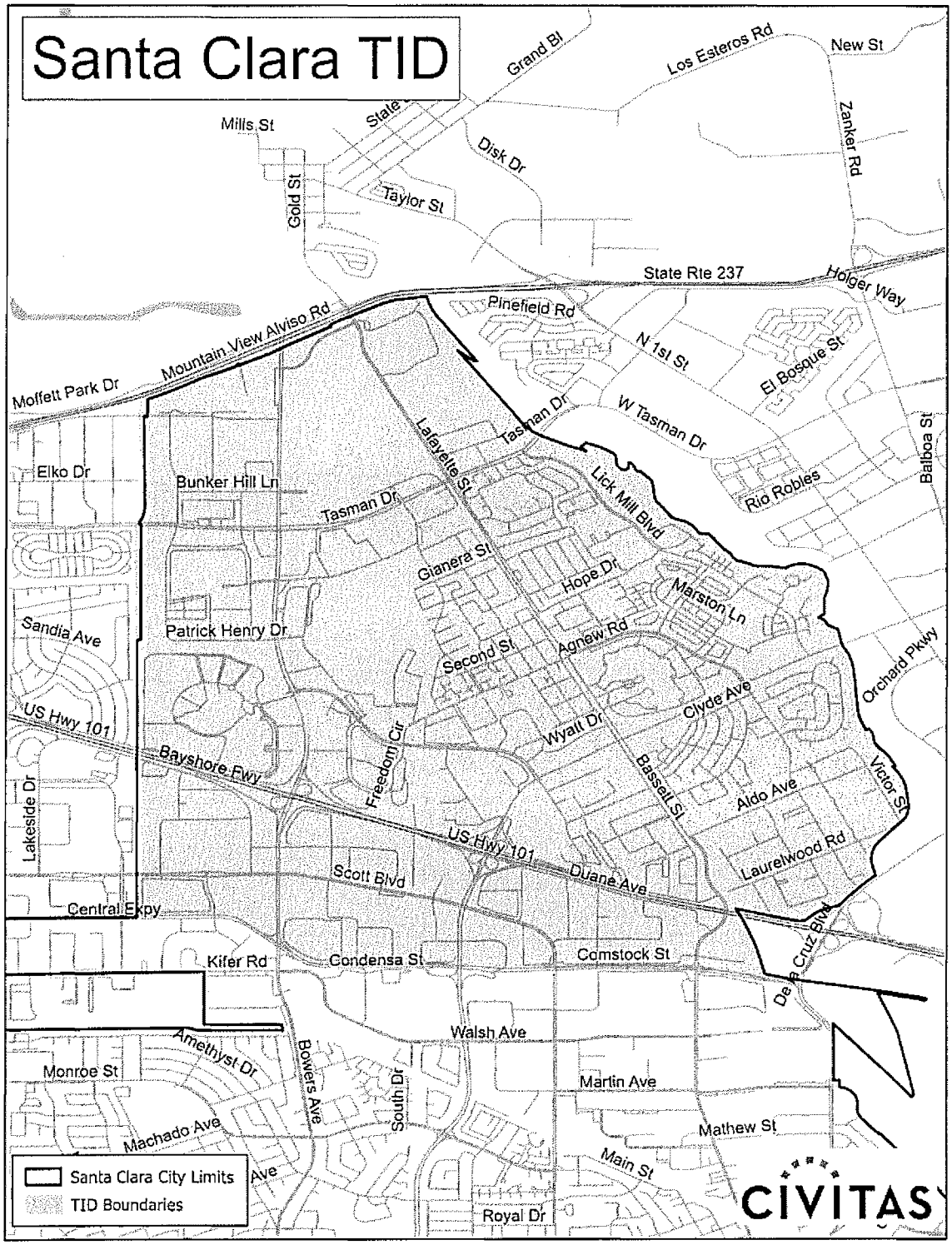

PETITION TO THE CITY OF SANTA CLARA
TO RENEW THE SANTA CLARA TOURISM IMPROVEMENT DISTRICT

We petition you to initiate proceedings to renew the Santa Clara Tourism Improvement District (SCTID) in accordance with the Property and Business Improvement District Law of 1994, Streets and Highways Code section 36600 et seq., for the purpose of providing services as described in the summary of the Management District Plan attached hereto as Exhibit A.

Business Establishment(s) & Address(es)	**Business Owner**
KANG FAMILY PARTNERS L.P DBA DELTA BY ~~MARRIOTT~~ MARRIOTT SILICON VALLEY	DAPHNE KANG
2151 LAUREL WOOD RD. SANTA CLARA CA 95054	

The undersigned is the business owner or the authorized representative of the business owner and is the person legally authorized and entitled to sign this petition.

DAPHNE KANG	PRESIDENT of KANG FAMILY CORP. GENERAL PARTNER of KANG FAMILY I PARTNES. L.P
Owner /Owner Representative Name (printed)	Title
	4/30/16
Owner/Owner Representative Signature	Date

A complete copy of the Management District Plan will be furnished upon request. Requests for a complete copy of the Management District Plan should be made to:

Christine Lawson, Chief Executive Officer
Discover Santa Clara
5001 Great America Parkway
Santa Clara, CA 95054
(408) 748-7095

EXHIBIT A

MANAGEMENT DISTRICT PLAN SUMMARY

Location: The renewed SCTID includes all lodging businesses with ten (10) rooms or more, existing and in the future, available for public occupancy located within the boundaries of a portion of the city of Santa Clara, as shown on the map included herein.

Services: The SCTID is designed to provide specific benefits directly to payors by increasing awareness and demand for room night sales. Marketing, communication programs, convention center and partner sales, and other improvements and activities will increase demand for overnight tourism and market payors for tourist, meeting and event destinations, thereby increasing demand for room nights.

Budget: The total SCTID annual assessment budget for the initial year of its five (5) year operation is anticipated to be approximately $4,047,912. A similar assessment budget is expected to apply to subsequent years, but this assessment budget is expected to fluctuate as room sales do, as businesses open and close, and if the assessment rate is increased or decreased pursuant to the Management District Plan ("Plan").

Cost: The annual assessment rate is two percent (2%) of gross short-term sleeping room rental revenue. During the SCTID term, the assessment rate may be increased to a maximum rate of three percent (3%) of gross short-term sleeping room rental revenue for assessed lodging businesses. The Silicon Valley/Santa Clara DMO, Inc. dba Discover Santa Clara® Board of Directors ("Board") shall have the authority to increase the rate to a maximum assessment rate of three percent (3%). If the assessment rate is increased, it may subsequently be decreased, subject to Board approval, but shall not be decreased below a minimum of two percent (2%) of gross short-term sleeping room rental revenue. The maximum assessment increase or decrease permitted in any year shall be one-half percent (0.5%). Increases to the assessment rate shall be subject to the approval of the Board and assessed lodging business owners.

Based on the benefit received, assessments will not be collected on: stays of more than thirty (30) consecutive days; or stays by any officer or employee of a foreign government who is exempt by reason of express provision of Federal law or international treaty. Additionally, assessments will not be collected on stays by any Federal or State of California officer or employee on official business who shall provide one of the following: a warrant or check drawn on the Treasury of the United States; a copy of the official travel orders indicating the issuing governmental agency and the employee's full name; or, a copy of a letter on the official letterhead of an exempt governmental agency requesting exemption and listing the employee's name and stating that the stay is for official government business. The dates of occupancy must also be included. These requirements must be demonstrated by the guest at the time of registration. Failure to satisfy these requirements will result in no assessment exemption. Copies of the documentation for each exemption claimed must be submitted to the City of Santa Clara ("City") Director of Finance with each remittance of assessments.

EXHIBIT A

MANAGEMENT DISTRICT PLAN SUMMARY

Collection:	Each assessed lodging business located in the boundaries of the SCTID shall be responsible for remitting the assessments to the City in accordance with the Plan. The City will be responsible for collecting the assessment on a monthly basis (including any interest and overdue charges) from each assessed lodging business located in the boundaries of the SCTID. The City shall take all reasonable efforts to collect the assessments from each assessed lodging business and may charge SCTID its proportionate share of collection costs.
Duration:	The renewed SCTID will have a five (5) year life, beginning July 1, 2026, or as soon as possible thereafter, and ending five (5) years from its start date. After five (5) years, the SCTID may be renewed pursuant to the Property and Business Improvement District Law of 1994, Streets and Highways Code Section 36600 et seq. if assessed lodging business owners support continuing the SCTID programs.
Management:	The Silicon Valley/Santa Clara DMO, Inc. dba Discover Santa Clara® shall continue to serve as the SCTID's Owners' Association. The Owners' Association is charged with managing funds and implementing programs in accordance with the Plan and must provide annual reports to the City Council.

EXHIBIT A

MANAGEMENT DISTRICT PLAN SUMMARY

Boundary Map

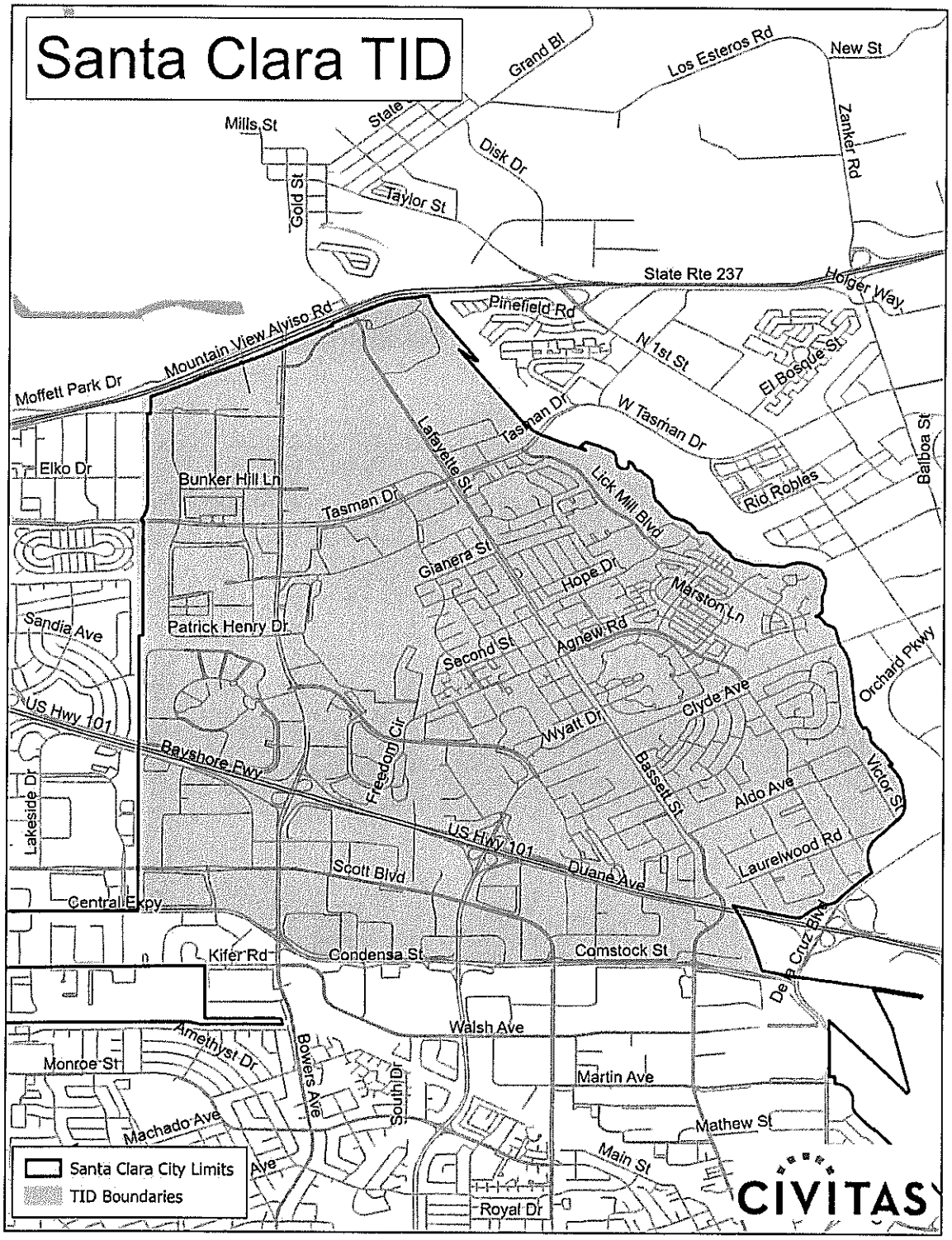

PETITION TO THE CITY OF SANTA CLARA
TO RENEW THE SANTA CLARA TOURISM IMPROVEMENT DISTRICT

We petition you to initiate proceedings to renew the Santa Clara Tourism Improvement District (SCTID) in accordance with the Property and Business Improvement District Law of 1994, Streets and Highways Code section 36600 et seq., for the purpose of providing services as described in the summary of the Management District Plan attached hereto as Exhibit A.

Business Establishment(s) & Address(es)	Business Owner
TownePlace Suites by Marriott 2877 Lakeside Drive Santa Clara, CA 95054	Santa Clara Suites Partners, LP 2877 Lakeside Drive Santa Clara, CA 95054

The undersigned is the business owner or the authorized representative of the business owner and is the person legally authorized and entitled to sign this petition.

Bridgette C. Burns — Owner /Owner Representative Name (printed)

General Manager — Title

(Bridgette C. Burns) — Owner/Owner Representative Signature

4/29/2026 — Date

A complete copy of the Management District Plan will be furnished upon request. Requests for a complete copy of the Management District Plan should be made to:

Christine Lawson, Chief Executive Officer
Discover Santa Clara
5001 Great America Parkway
Santa Clara, CA 95054
(408) 748-7095

EXHIBIT A

MANAGEMENT DISTRICT PLAN SUMMARY

Location: The renewed SCTID includes all lodging businesses with ten (10) rooms or more, existing and in the future, available for public occupancy located within the boundaries of a portion of the city of Santa Clara, as shown on the map included herein.

Services: The SCTID is designed to provide specific benefits directly to payors by increasing awareness and demand for room night sales. Marketing, communication programs, convention center and partner sales, and other improvements and activities will increase demand for overnight tourism and market payors for tourist, meeting and event destinations, thereby increasing demand for room nights.

Budget: The total SCTID annual assessment budget for the initial year of its five (5) year operation is anticipated to be approximately $4,047,912. A similar assessment budget is expected to apply to subsequent years, but this assessment budget is expected to fluctuate as room sales do, as businesses open and close, and if the assessment rate is increased or decreased pursuant to the Management District Plan ("Plan").

Cost: The annual assessment rate is two percent (2%) of gross short-term sleeping room rental revenue. During the SCTID term, the assessment rate may be increased to a maximum rate of three percent (3%) of gross short-term sleeping room rental revenue for assessed lodging businesses. The Silicon Valley/Santa Clara DMO, Inc. dba Discover Santa Clara® Board of Directors ("Board") shall have the authority to increase the rate to a maximum assessment rate of three percent (3%). If the assessment rate is increased, it may subsequently be decreased, subject to Board approval, but shall not be decreased below a minimum of two percent (2%) of gross short-term sleeping room rental revenue. The maximum assessment increase or decrease permitted in any year shall be one-half percent (0.5%). Increases to the assessment rate shall be subject to the approval of the Board and assessed lodging business owners.

Based on the benefit received, assessments will not be collected on: stays of more than thirty (30) consecutive days; or stays by any officer or employee of a foreign government who is exempt by reason of express provision of Federal law or international treaty. Additionally, assessments will not be collected on stays by any Federal or State of California officer or employee on official business who shall provide one of the following: a warrant or check drawn on the Treasury of the United States; a copy of the official travel orders indicating the issuing governmental agency and the employee's full name; or, a copy of a letter on the official letterhead of an exempt governmental agency requesting exemption and listing the employee's name and stating that the stay is for official government business. The dates of occupancy must also be included. These requirements must be demonstrated by the guest at the time of registration. Failure to satisfy these requirements will result in no assessment exemption. Copies of the documentation for each exemption claimed must be submitted to the City of Santa Clara ("City") Director of Finance with each remittance of assessments.

EXHIBIT A

MANAGEMENT DISTRICT PLAN SUMMARY

Collection: Each assessed lodging business located in the boundaries of the SCTID shall be responsible for remitting the assessments to the City in accordance with the Plan. The City will be responsible for collecting the assessment on a monthly basis (including any interest and overdue charges) from each assessed lodging business located in the boundaries of the SCTID. The City shall take all reasonable efforts to collect the assessments from each assessed lodging business and may charge SCTID its proportionate share of collection costs.

Duration: The renewed SCTID will have a five (5) year life, beginning July 1, 2026, or as soon as possible thereafter, and ending five (5) years from its start date. After five (5) years, the SCTID may be renewed pursuant to the Property and Business Improvement District Law of 1994, Streets and Highways Code Section 36600 et seq. if assessed lodging business owners support continuing the SCTID programs.

Management: The Silicon Valley/Santa Clara DMO, Inc. dba Discover Santa Clara® shall continue to serve as the SCTID's Owners' Association. The Owners' Association is charged with managing funds and implementing programs in accordance with the Plan and must provide annual reports to the City Council.

EXHIBIT A

MANAGEMENT DISTRICT PLAN SUMMARY

Boundary Map

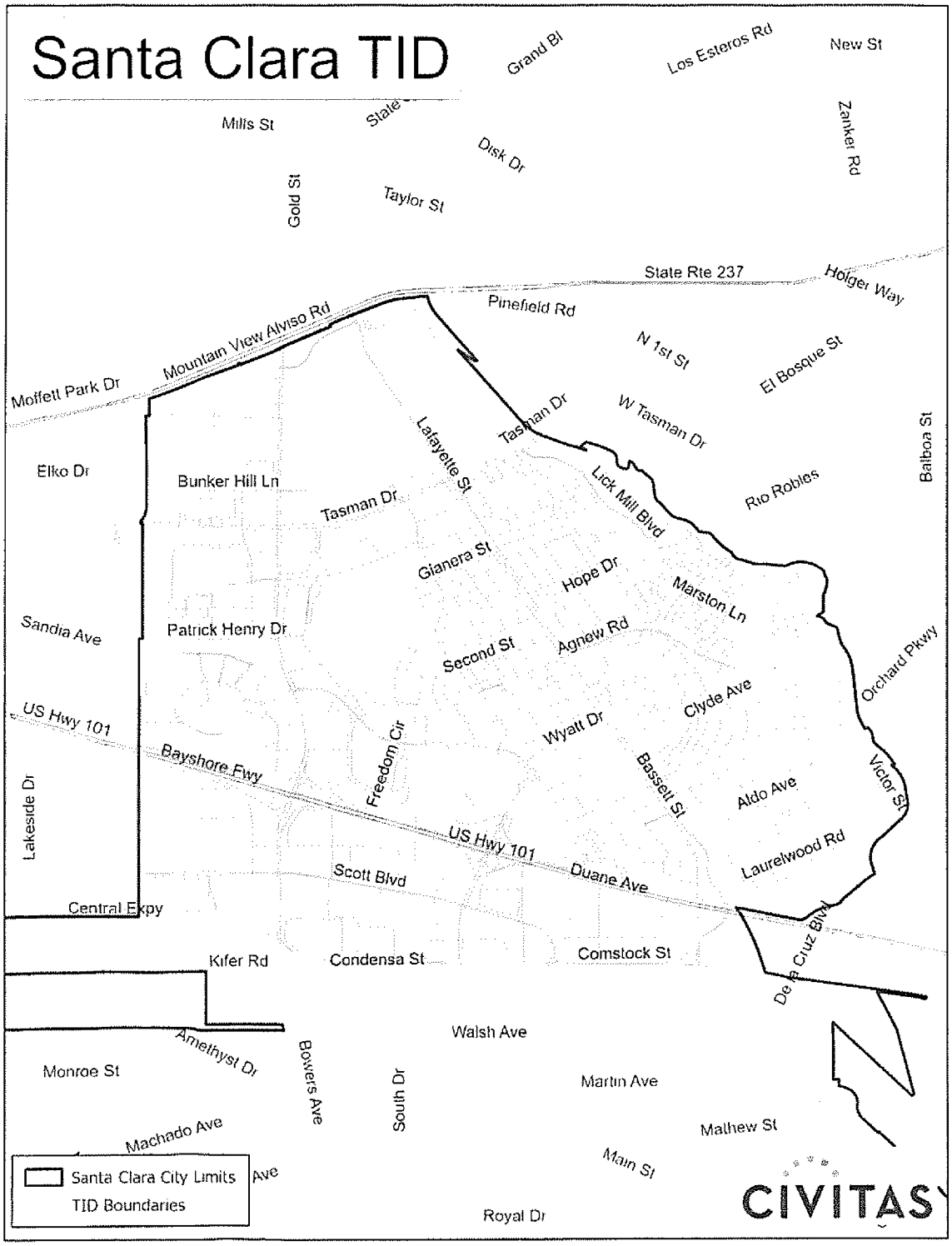

26-70 Agenda Date: 5/5/2026

REPORT TO COUNCIL

SUBJECT

Action to Waive First Reading and Introduce an Ordinance Adding Chapter 12.65 Entitled "Encroachments of Private Improvements into Public Rights-of-Way" to the City Code to Establish Procedures for the Administrative Approval of Private Encroachments within the Public Right-of-Way

BACKGROUND

Resolution No. 3899 (Attachment 1), adopted in 1977 and entitled "Policy Regarding the Installation of Private Improvements within Public Rights of Way for Street Purposes" establishes requirements for City Council authorization of certain private encroachments, such as walls and fences, within the public right-of-way. These encroachments have previously included minor private improvements such as decorative fencing, enhanced landscape features, private mailboxes, low retaining walls, pavers, and similar items that may extend into the public right-of-way, but do not interfere with pedestrian usage of the right-of-way.

Under the current practice, requests for private encroachments in the public right-of-way require an application, review of proposed encroachments, discussion with the property owner, preparation of a Report to Council, and scheduling for consideration at a City Council Meeting. While this process allows City Council input regarding the public right-of-way, it can result in extended overall processing timelines and additional staff time for relatively minor and straightforward encroachments.

The proposed ordinance will help to streamline the review and approval process for specifically defined private encroachments in the public right-of-way. This will be accomplished by allowing for administrative approval of such encroachments to reduce the overall timeline for approval and reduce the staff resources utilized for this effort. Administrative approval of minor encroachments in the public right-of-way aligns with the common practices used by other local public agencies such as Palo Alto, Sunnyvale, and Redwood City.

DISCUSSION

Staff continue to support the limited use of, or encroachment into, the public right-of-way for private purposes by property owners where, in the City's determination, such use or encroachment does not interfere with the public's use and enjoyment of said rights-of-way. The attached ordinance is being proposed to (1) repeal Resolution No. 3899 in its entirety and (2) add Chapter 12.65 Encroachments of Private Improvements into Public Rights-of-Way to the City Code (Attachment 2) which will help streamline the process to obtain private encroachments in the public right-of-way as well as codify staff's proposal for administrative approval of such encroachments.

Chapter 12.65, as proposed, would authorize the City Engineer in the Department of Public Works to administratively review and approve eligible private encroachments in the public right-of-way, such as fencing, low retaining walls, and planter boxes. Administrative approval may be granted upon

determining that the encroachment is compatible with its surroundings and does not adversely affect public safety or intended public uses in the public right-of-way. In the event the encroachment request is denied, the property owner may submit an appeal to the City Manager.

If the encroachment is approved by the City Engineer, the encroaching property owner would be required to execute an encroachment agreement with the following general terms: (1) require the property owner to provide for the long-term maintenance of their encroachment and (2) remove the encroachment and restore the area at their sole cost if the City determines at a later date that the encroachment should be removed. Additionally, the agreement includes appropriate insurance and indemnification provisions to protect the City. The encroachment agreement shall be in a form approved by the City Attorney and will be executed by the City Manager.

It is important to note that under the proposed ordinance, frontage landscape improvements, including hardscape and irrigation improvements, and private mailboxes on a simple post installation that are USPS-compliant are exempt and would not require execution of an encroachment agreement, however these improvements may require an encroachment permit. Additionally, any private improvement installed (including exempted items) within the public right-of-way will remain the responsibility of the adjacent property owner. If the City must access the area to repair the sidewalk, curb and gutter, utilities, perform maintenance, or construct capital improvements, the City will not be responsible for repair or replacement of the private improvement located within the public right-of-way.

Adoption of the proposed ordinance would replace an outdated policy resolution with a modern codified regulatory framework that allows for timely administrative review of minor private encroachment requests while preserving City oversight of the public right-of-way. This approach is intended to improve service delivery, reduce overall City processing timelines, and ensure that minor private encroachments are reviewed in a consistent and transparent manner.

ENVIRONMENTAL REVIEW

The action being considered does not constitute a “project” within the meaning of the California Environmental Quality Act (“CEQA”) pursuant to CEQA Guidelines section 15378(b)(2) as a general policy making activity.

FISCAL IMPACT

There is no additional cost to the City other than staff time and expense.

COORDINATION

This report has been coordinated with the City Attorney’s Office, Community Development Department and City Manager’s Office.

PUBLIC CONTACT

Public contact was made by posting the Council agenda on the City’s official-notice bulletin board outside City Hall Council Chambers. A complete agenda packet is available on the City’s website and in the City Clerk’s Office at least 72 hours prior to a Regular Meeting and 24 hours prior to a Special Meeting. A hard copy of any agenda report may be requested by contacting the City Clerk’s Office at (408) 615-2220, email clerk@santaclaraca.gov or at the public information desk at any City of Santa Clara public library.

ALTERNATIVES

1. Waive First Reading and Introduce an Ordinance Adding new Chapter 12.65 entitled "Encroachments of Private Improvements into Public Rights-of-Way" to Title 12 (entitled "Streets, Sidewalks and Public Places") of "The Code of the City of Santa Clara, California" ("SCCC").
2. Do not waive the First Reading and Introduce an Ordinance Adding new Chapter 12.65 entitled "Encroachments of Private Improvements into Public Rights-of-Way" to Title 12 (entitled "Streets, Sidewalks and Public Places") of "The Code of the City of Santa Clara, California" ("SCCC") and provide direction to staff on next steps
3. Provide additional and/or alternative direction to staff.

RECOMMENDATION

Alternative 1:

Waive First Reading and Introduce an Ordinance Adding new Chapter 12.65 entitled "Encroachments of Private Improvements into Public Rights-of-Way" to Title 12 (entitled "Streets, Sidewalks and Public Places") of "The Code of the City of Santa Clara, California" ("SCCC").

Reviewed by: Craig Mobeck, Director of Public Works
Approved by: Jovan Grogan, City Manager

ATTACHMENTS

1. Resolution No. 3899
2. Ordinance

BFM;bd 9-1-77

FILE
CITY CLERK

RESOLUTION NO. 3899

POLICY REGARDING THE INSTALLATION OF PRIVATE IMPROVEMENTS WITHIN PUBLIC RIGHTS OF WAY FOR STREET PURPOSES

BE IT RESOLVED BY THE CITY COUNCIL OF THE CITY OF SANTA CLARA, as follows:

SECTION 1:

It is the current policy of the City Council that the owners of lots or portions of lots fronting on any portion of a public street or place, when that street or place is improved or if and when the area between the property line and the street line is maintained as a park or parking strip, shall maintain any sidewalk including park and parking strip in such condition that they will not endanger persons or property and maintain it in a condition which will not interfere with the public convenience in the use of these works or areas save and except as to those conditions created or maintained in, upon, along, or in connection with such sidewalk, park or parking strip by any person other than the owner (examples: U.S. Post Office mail boxes, franchised bus bench company benches) under and by virtue of any permit or right granted to him by law or by City authorities in charge thereof, any such persons shall be under a like duty in relation thereto.

To assist in the administration of this policy, the City Council finds and declares that each of the following private improvements existing on sidewalks (as that term is defined in Section 25-57 of the City Code) in this City shall be deemed, until approved as otherwise by the City Council, to interfere with the public convenience in the use of those works and areas no matter the state of repair and be abated as such:

Walls or other parts thereof whether brick, concrete, or of other permanent construction

Fences or parts thereof whether brick, rock, wood, or of other permanent construction

When such improvements come to the attention of the City, the property owner shall be advised of the City's policy and owner's responsibility with respect thereto, and of his right to apply to the

RES. #3791

City for approval of the encroachment upon such terms and conditions that the improvement would not interfere with public convenience. An encroachment covenant shall be proposed by the Department of Public Works which this department finds most likely to achieve this result, and the owner shall be advised that the improvement may be abated unless the encroachment covenant is executed within 10 calendar days. Upon execution by owner of the encroachment covenant, and payment by owner of the fees as, from time to time, may be determined by the City Council, the City Clerk shall set a time and date for a public hearing, and advise the owner thereof. Any action by the City to abate the encroachment shall be stayed pending hearing, including City Council hearing and determination of whether an encroachment covenant could and should be approved, where the condition of the encroachment is maintained in a state so as not to endanger unreasonably persons or property. At the time and date set for the public hearing before the City Council, the Council may approve said encroachment covenant and direct the recording thereof in the Office of the Recorder in the County of Santa Clara. If the Council fails to approve said encroachment covenant, the owner shall not erect any such proposed improvement, and any such existing encroachment shall be removed promptly by owner, at no cost to the City. If owner fails to remove the existing private improvement to the satisfaction of the Department of Public Works, the private improvement shall be abated in the manner provided for the repair of sidewalks in Division 3 of Chapter 25 of The Code of the City of Santa Clara.

Encroachment covenants granted pursuant to this policy shall be subject to such terms and conditions as are required by the City from time to time. If and when the City determines that any private improvement is in conflict with the above stated purposes, or becomes contrary to the public health, safety and welfare, the City Council shall rescind or terminate the City's approval thereof, and upon notification the covenantee shall remove the improvements at no cost to the City.

With respect to private improvements not heretofore mentioned (e.g., paving flatwork, landscaping, irrigation systems, private mail-boxes), it is the policy of the City Council that it is the obligation

of the owner of any lot or a portion of a lot to maintain the abutting sidewalk including park and parking strip, outside of the conventional width and extent City has recently maintained sidewalk, curb and gutter without seeking reimbursement from owner. To the extent the owner of a lot or a portion of a lot fails to meet owner's obligations with respect to such maintenance, City shall commence assessment procedures pursuant to Division 3 of Chapter 25 of The Code of the City of Santa Clara providing for the collection of all costs of correction from owner.

SECTION 2:

The policies herein set forth or referenced are subject to further change and modification as the City Council might from time to time see fit in its exercise of discretion.

SECTION 3:

Resolution No. 3853 is hereby repealed.

PASSED AND ADOPTED BY THE CITY COUNCIL OF THE CITY OF SANTA CLARA, this 6th day of September, 1977, by the following vote:

AYES: COUNCILMEN: Hansen, Kiely, Mahan, Stewart, Street and Mayor Gissler

NOES: COUNCILMEN: Texera

ABSENT: COUNCILMEN: None

ATTEST: A. S. BELICK
City Clerk
City of Santa Clara

I, A. S. Belick, City Clerk of the City of Santa Clara, do hereby certify that the within Ordinance or Resolution is a correct copy of the original, and that same has been published as required by law.

City Clerk

ORDINANCE NO. _____

AN ORDINANCE OF THE CITY OF SANTA CLARA, CALIFORNIA, ADDING CHAPTER 12.65 TO "THE CODE OF THE CITY OF SANTA CLARA, CALIFORNIA" TO ESTABLISH PROCEDURES FOR THE ADMINISTRATIVE APPROVAL OF PRIVATE ENCROACHMENTS WITHIN THE PUBLIC RIGHT-OF-WAY

BE IT ORDAINED BY THE CITY OF SANTA CLARA AS FOLLOWS:

WHEREAS, Resolution No. 3899, entitled "*Policy Regarding the installation of Private Improvements within Public Rights of Way for Street Purposes*" establishes requirements for Council authorization of certain private encroachments within the public right-of-way;

WHEREAS, since the adoption of Resolution No. 3899 in 1977, the City has experienced substantial growth and development, resulting in an increased number of private encroachments;

WHEREAS, the City wishes to reduce the administrative burden and staff time associated with City Council approval of said encroachments as well as streamline the City's approval process;

WHEREAS, the City wishes to continue to provide property owners the ability to request limited use of the public right-of-way adjacent or contiguous to their property where such use does not interfere with the public's use;

WHEREAS, in light of the increased number of encroachments, the City seeks to streamline the review and approval process for certain defined private encroachments, both new and existing, to allow for the administrative approval of such encroachments, which better aligns with the practices commonly used by other local public agencies;

WHEREAS, accordingly, this ordinance authorizes the City Engineer to approve eligible

private encroachments upon making specific findings that the proposed encroachment is compatible with its surroundings and does not adversely affect public safety or the public right-of-way; and,

WHEREAS, this ordinance further requires that, upon the approval of a proposed encroachment, the encroaching property owner will execute an encroachment agreement, in a form approved by the City Attorney, providing for the maintenance and removal of the encroachment and including appropriate insurance and indemnification provisions to protect the City.

NOW THEREFORE, BE IT FURTHER ORDAINED BY THE CITY OF SANTA CLARA AS FOLLOWS:

SECTION 1: Resolution No. 3899 is hereby repealed in its entirety.

SECTION 2: That a new Chapter 12.65 (entitled "Encroachments of Private Improvements into Public Rights-of-Way") is added to Title 12 (entitled "Streets, Sidewalks and Public Places) of "The Code of the City of Santa Clara, California" ("SCCC") to read as follows:

"Chapter 12.65
Encroachments of Private Improvements into Public Rights-of-Way

Sections:

12.65.010 Purpose and Intent.
12.65.020 Definitions.
12.65.030 Applicability.
12.65.040 Unauthorized encroachments prohibited.
12.65.050 Exceptions.
12.65.060 Encroachment application process.
12.65.070 Notice of decision.
12.65.080 Terms and conditions of encroachment agreements.
12.65.090 No vested rights.
12.65.100 Unauthorized encroachment - removal.
12.65.110 Penalties.

12.65.120 Liability.

12.65.010 Purpose and Intent.

It is the intent of the City to authorize limited use of, or encroachment into, the public rights-of-way for private purposes by property owners where, in the City's discretion, such use or encroachment does not interfere with the public's use and enjoyment of said rights-of-way. Accordingly, this Chapter is adopted to provide procedures and regulations for the review and approval of encroachment requests so that property owners may make appropriate use of the dedicated public rights-of-way adjacent or contiguous to their private property while preserving public access to and unobstructed use of public property.

12.65.020 Definitions.

As used in this chapter:

(a) "City" means the City of Santa Clara, California.

(b) "City Council" or "Council" means the governing body of the City of Santa Clara, California.

(c) "City Engineer" means the City Engineer or designee.

(d) "City Manager" means the City Manager or designee.

(e) "Department" means the City of Santa Clara Public Works Department.

(f) "Director of Public Works" means the Director of Public Works or designee.

(g) "Encroachment" means any structure, improvement, or object of any kind or character installed adjacent to or on private property including fences, walls, trellis work, mailboxes, monitoring wells, private landscaping and associated irrigation systems, flatwork associated with private driveway approaches, or buildings, temporarily or permanently on, under, over or across any public property.

(h) "Property Owner" means the owner of record or contract of any parcel of land fronting public property.

(i) "Public Property" means any right-of-way that has been offered for dedication to the public, whether express or implied, or has been dedicated to the public, whether express or implied, public property law, including below-grade and air space areas.

12.65.030 Applicability.

This Chapter shall not apply to encroachments addressed under other provisions of the City Code, including, without limitation:

(a) Permits for paint advertisements on sidewalks pursuant to Chapter 12.10 (Signs on Streets and Sidewalks).

(b) Permits for cuts, openings, or excavations pursuant to Chapter 12.25 (Excavation and Use of City Rights-of-Way).

(c) Permits for planting of landscaping in the park strip pursuant to Chapter 12.35 (Trees and Shrubs).

(d) Permits for signs pursuant to Chapter 18.42 (Sign Standards)

(e) Permits for installation of wireless telecommunication facilities pursuant to Chapter 18.66 (Wireless Telecommunications Facilities).

12.65.040 Unauthorized encroachments prohibited.

Except as otherwise provided, an encroachment placed, installed, constructed, or maintained upon public property without an encroachment agreement authorizing such encroachment is prohibited and must be removed by the property owner.

12.65.050 Exceptions.

(a) Notwithstanding Section 12.65.040, no encroachment agreement will be required for any of the following:

(1) Improvements placed on public property by or on behalf of the City.

(2) Installation of mailboxes by the United States Post Office.

(3) Installation of landscaping and irrigation, including hardscape improvements and boring irrigation lines under the sidewalk.

(4) Installation of standard, private, United States Post Office-compliant mailboxes on a simple post.

(b) Private improvements described in 12.65.050(a)(3) and (a)(4) shall remain the sole responsibility of the adjacent property owner and are installed at the owner's risk and expense. In addition, the Department of Public Works may require the owner of such improvements to obtain an encroachment permit.

(c) The City retains the right to access, modify, relocate, or remove exempt private improvements as necessary to repair streets, sidewalk, utilities, curb and gutter, perform maintenance, emergency response, install utilities, or construction of public improvements. The City shall not be responsible for repair, replacement, or compensation associated with the City's removal or modification of exempt improvements.

12.65.060 Encroachment application process.

(a) All persons seeking to construct, keep, and maintain an encroachment adjacent or contiguous to their property must submit an application for the approval of such encroachment. The application shall contain information and details as the Department deems necessary to

establish the exact location, nature, dimensions, duration, and purpose of the proposed encroachment.

(b) Prior to and as a condition of approval of a proposed encroachment, an applicant shall submit copies of any and all licenses, permits, or approvals required by the City, any other governmental agency, or other private party. Applicant shall be responsible for obtaining approval of other City departments or governmental agencies, if applicable.

(c) At the time an applicant submits an encroachment agreement application for review, an applicant shall pay any applicable fees established by Council by resolution.

12.65.070 Notice of decision.

(a) City Engineer will review encroachment applications, and in the exercise of reasonable discretion, the encroachment may be approved if the following findings can be made:

(1) The proposed encroachment is compatible with the surrounding area and will not significantly diminish visual or physical public enjoyment of the public right-of-way upon which the encroachment is proposed.

(2) The encroachment will not adversely affect the usability or enjoyment of adjoining parcels nor create or extend an undesirable land use precedent.

(3) The proposed encroachment will not adversely affect the public circulation nor create or constitute a hazard to public safety.

(b) If the proposed encroachment is approved, the applicant shall enter into an encroachment agreement with the City on terms approved by the city attorney. The City Manager or their designee shall be authorized to execute encroachment agreements prepared under this chapter.

(c) If the proposed encroachment is denied, the applicant may appeal the decision made under this Chapter to the City Manager by submitting a written appeal within ten (10) days of the date of notice of such decision. Failure to appeal in writing within the prescribed time constitutes a waiver of the right to appeal. The City Manager will decide on the written appeal within thirty (30) days. The determination of the City Manager shall be a final decision of the City.

12.65.080 Terms and conditions of encroachment agreements.

(a) Encroachment agreements issued under this chapter shall be subject, at minimum, to the following terms and conditions, the final form of which will approved by the city attorney:

(1) Property owner shall install and maintain encroachments in a safe and sanitary condition at the sole cost, risk, and responsibility of the property owner, who shall agree to indemnify, defend, and hold the City harmless with respect thereto.

(2) The agreement is made for the direct benefit of the property owner’s land described in the agreement, and the covenants therein shall run with the property, shall constitute

an obligation and burden upon the property, and shall be binding upon the assigns and successors of the owners.

(3) The property owner shall remove or relocate the encroachment upon demand in writing by the City Engineer. Upon such demand, the property owner must remove or relocate the encroachment within a timeframe approved by the City Engineer, after such notice or within such longer period as may be provided specifically with the demand or agreement. If property owner fails to remove or relocate the encroachment within the period allotted, the City Engineer may cause such work to be done and the cost thereof shall be borne by the property owner as a lien upon the property.

(4) Property owner shall secure and maintain general liability, property insurance, or other appropriate insurance as reasonably determined by the city attorney or risk manager.

(b) The encroachment agreement shall be recorded in the Santa Clara County Clerk-Recorder's Office.

12.65.090 No vested rights.

The issuance of an encroachment agreement pursuant to this Chapter is not a franchise, and does not grant any vested rights in any locations in the public rights-of-way, or in any way, or any particular manner of placement within the rights-of-way. Without limitation, an encroachment agreement to authorize an encroachment may be revoked at any time deemed necessary by the Director of Public Works.

12.65.100 Unauthorized encroachment - removal.

(a) If a property owner maintains an encroachment without an approved encroachment agreement or other City-issued authorization, the City may require the property owner to submit an encroachment agreement application. The application will be evaluated consistent with the procedures established under this Chapter.

(b) If the City denies the application, or the property owner fails to submit an application within sixty (60) days after the City's request, the City may require the property owner to remove the unauthorized encroachment at the property owner's sole expense. If the property owner fails to remove an unauthorized encroachment as required, City may remove, or cause such to be removed, the encroachment at the property owner's expense.

12.65.110 Penalties.

(a) Pursuant to SCCC 1.05.070, the City, in its prosecutorial discretion, may enforce violations(s) of the provisions of this chapter as a criminal, civil, and/or administrative action. Administrative citations issued under this chapter shall follow the process set forth in Chapter 1.10 SCCC.

(b) Any activities operated, conducted or maintained contrary to the provisions of this chapter shall be unlawful and a public nuisance, and the City Attorney may, in the exercise of discretion, in addition to or in lieu of prosecuting a criminal action hereunder, commence an action or

actions, proceeding or proceedings, for the abatement, removal and enjoinment thereof, in a manner provided by law.

12.65.120 Liability.

Nothing in this chapter shall be interpreted to impose any liability upon the City, its officers, employees, or agents, nor to relieve the owner of any private property from the duty to keep an authorized private improvement located on City property, City easements, or rights-of-way from becoming a hazard or public nuisance."

SECTION 3: Ordinances Repealed. With exception of the provisions protected by the savings clause, all ordinances (or parts of ordinances) in conflict with or inconsistent with this ordinance are hereby repealed.

SECTION 4: **Savings clause**. The changes provided for in this ordinance shall not affect any offense or act committed or done or any penalty or forfeiture incurred or any right established or accruing before the effective date of this ordinance; nor shall it affect any prosecution, suit or proceeding pending or any judgment rendered prior to the effective date of this ordinance. All fee schedules shall remain in force until superseded by the fee schedules adopted by the City Council.

SECTION 5: **Effective date**. This ordinance shall take effect thirty (30) days after its final adoption; however, prior to its final adoption it shall be published in accordance with the requirements of Section 808 and 812 of "The Charter of the City of Santa Clara, California."

PASSED FOR THE PURPOSE OF PUBLICATION this XX day of XXXXXX, 2026, by the following vote:

AYES: COUNCILORS:

NOES: COUNCILORS:

ABSENT: COUNCILORS:

ABSTAINED: COUNCILORS:

ATTEST:

_____

NORA PIMENTEL, MMC
ASSISTANT CITY CLERK
CITY OF SANTA CLARA

Attachments incorporated by reference: None

26-136 Agenda Date: 5/5/2026

REPORT TO COUNCIL

SUBJECT

Public Hearing: Opportunity for Public Comment and action on the Final Version of the FY 2026/27 Annual Action Plan for the Use of Federal Housing and Urban Development (HUD) Grant Funds (Hearing 2 of 2)

BACKGROUND

The City of Santa Clara (City) receives annual funding from HUD, including Community Development Block Grant (CDBG) and Home Investment Partnerships Program (HOME) funds. CDBG funds support public services and capital projects for residents, while HOME funds are used for affordable housing development and rental assistance. The City is allocated these funds yearly based on a federal population formula and the federal budget. Each year, the City must also submit an Annual Action Plan (AAP) detailing funding allocations for CDBG and HOME.

The City must hold two public hearings on the AAP. One of the public hearings must be held during the drafting phase; this occurred at the City Council meeting on March 24, 2026, see Attachment 1 for this report.

This report serves as the second and final opportunity for public comment. HUD requires at least a 30-day public comment period on the final version of the plans prior to submission to HUD. This public comment period began on April 2, 2026, and was extended through tonight's meeting of May 5, 2026.

The City Council requests are summarized as follows:

- Receive public input on the final version of the FY 2026/27 Annual Action Plan (AAP).
- Approve the 2026-2027 Annual Action Plan in the forms presented and submit to HUD.
- Approve the allocation of $30,000 for the Family Therapy Counseling Program administered by Bill Wilson from the Housing Division's annual General Fund appropriation.
- Approve appropriation of $60,000 in HOME ARP for Nextdoor Solutions to support domestic violence services using FY 2026/27 and 2027/28 funds.

DISCUSSION

Staff is asking the City Council to receive public input on the final version of the FY 2026/27 AAP. Staff has made updates to the draft plan, which was presented to the City Council on March 24, 2026. Staff received the actual FY 2026/27 CDBG and HOME allocations after the first public hearing and the actual amount is lower than what was projected in the first draft of the Annual Action Plan. Staff updated this along with program income and prior year estimates so that the total expected CDBG funds for FY 2026/27 has decreased from $1,580,000 to $1,500,000. Attachment 2 is an

updated plan that replaces estimates with actual numbers, along with the other minor revisions that were made in the public review draft (Attachment 3).

FISCAL YEAR 2026/2027 ALLOCATIONS - HUD FUNDS

Annual Action Plan Breakdown-HUD Funds (FY 2026/27 AAP), Attachment 4, provides a detailed breakdown of HUD Expected Resources for CDBG and HOME, and how the City proposes to spend them. Minor changes were made to reflect the use of the General Fund for Bill Wilson's Family Therapy Counseling Program, discussed further below.

The FY 2026/27 AAP is a one-year plan that details how HUD and local funds will be spent on projects and activities to address goals and needs identified in the Five-Year Consolidated Plan. The AAP also allocates funds from prior year activities and projects that did not fully spend down, and funds that have come back to the City as Program Income (PI) when loans are repaid.

At the time of this report, the City has not finalized the acceptance nor signed its Federal Grant Agreements with HUD for the funding for FY 2025/26. This delay is due to several factors, including the government shutdown, legal concerns with new terms and conditions set forth in the Federal Grant Agreements, and new federal polices for entitlement funding. The City is working to address these concerns through a lawsuit. Due to this delay in accepting HUD funding, Public Services that were planned for FY 2025/26 were not funded. Very recently, on April 28, 2026, the Court granted a preliminary injunction in favor of the City, which should allow the City at least in the short term to process certain HUD funding requests.

HUD regulations restrict the amount of CDBG funds that can be spent on Public Services each year (i.e., the Public Service Cap), so $150,000 is reprogrammed into the AAP for Capital Improvement Projects, see Budget Summary Row A, Attachment 4.

The AAP also proposes to continue funding Next Door Solutions, a public service agency that provides services to domestic violence survivors. This AAP proposes to use HOME-ARP funding in the amount of $30,000 per year for fiscal years 2026/27 and 2027/28. HOME-ARP funds are managed through a separate plan and not included in the Consolidated Plan.

FISCAL YEAR 2026/2027 ALLOCATION - LOCAL FUNDS

Annual Action Plan Breakdown-LOCAL Funds, Attachment 5, provides a more detailed breakdown of FY 2026/27 LOCAL Estimated Expected Resources and how the City proposes to spend them.

The AAP outlines the use of local funding, including a two-year agreement (FY 2026/27 and FY 2027/28) for $350,000 with the County Office of Supportive Housing for Intensive Case Management and Homeless Prevention Program, as shown in Attachment 5.

Due to the pending lawsuit described above and the uncertainty of funds, staff is asking the City Council to allow the allocation of $30,000 from the Housing Division's annual General Fund appropriation for the Family Therapy Counseling Program, administered by Bill Wilson. The amount of CDBG funding originally set aside for this agency in the first public comment draft of the Annual Action Plan is now proposed to be distributed evenly among the other Public Service Agencies as shown in Attachment 4.

ENVIRONMENTAL REVIEW

The action being considered does not constitute a “project” within the meaning of the California Environmental Quality Act (“CEQA”) pursuant to CEQA Guidelines section 15378(b)(5) in that it is a governmental organizational or administrative activity that will not result in direct or indirect changes in the environment.

FISCAL IMPACT

The total HUD Funding for FY 2026/27 is:

CDBG Funds:	$ 1,500,00
HOME Funds:	$ 761,000
Total amount:	$2,261,000

The Community Development Department’s budget includes ongoing appropriations of approximately $90,542 in the General Fund, $240,697 in the City Affordable Housing Fund, and $240,000 in the City Housing Successor Fund to further support these housing programs. These annual amounts are subject to the City’s appropriation of funds. These appropriations will aid in leveraging the new entitlement funds to support the goals set forth in the City’s Five-Year Consolidated Plan.

Secondly, the Housing Division has historically recognized savings at the end of each fiscal year under its annual General Fund appropriation. Staff is requesting City Council approval to allocate $30,000 from the Division’s existing General Fund appropriation to fund one year of services for the Bill Wilson Center’s Family Therapy Counseling Program.

Finally, staff is also recommending two $30,000 appropriations to Nextdoor Solutions for domestic violence support services using HOME ARP funding for fiscal years 2026/27 and 2027/28. These funds were already programmed for supportive services in the HOME ARP Plan, but additional action is needed to award these funds to Nextdoor Solutions.

COORDINATION

This report has been coordinated with the Finance Department and the City Attorney’s Office.

PUBLIC CONTACT

Public contact was made by posting the Council agenda on the City’s official-notice bulletin board outside City Hall Council Chambers. A complete agenda packet is available on the City’s website and in the City Clerk’s Office at least 72 hours prior to a Regular Meeting and 24 hours prior to a Special Meeting. A hard copy of any agenda report may be requested by contacting the City Clerk’s Office at (408) 615-2220, email clerk@santaclaraca.gov or at the public information desk at any City of Santa Clara public library.

The 30-day public comment period for the final version began April 2, 2026, and is extended through tonight’s hearing. Noticing the 30-day public comment period was published on February 18, 2026, in The Santa Clara Weekly. The final AAP was made available on the City’s website on April 2, 2026, and at public locations including the City Clerk’s Office and the Housing and Community Services Division. Notification of the availability of the AAP was also emailed to interested parties, which include local nonprofit agencies.

RECOMMENDATION

1. Note and File Public Comment on FY 2026/27 Annual Action Plan for U.S. Department of Housing

and Urban Development Funds;
2. Approve the FY 2026/27 Annual Action Plan in substantially the form presented, and direct staff to summarize and include all public comments to be submitted to HUD within sixty (60) days after receiving the allocation notice;
3. Allocate $30,000 from the Housing Division's annual General Fund budget for the Bill Wilson Center Family Therapy Counseling Program and reallocate $30,000 in HUD public service funding evenly to the other public service agencies;
4. Appropriate a total of $60,000 to Nextdoor Solutions for domestic violence support services using HOME ARP funding for fiscal years 2026/27 and 2027/28. These funds were already programmed for supportive services in the HOME ARP Plan, but additional action is needed to award these funds to Nextdoor Solutions;
4. Delegate authority to the City Manager or designee to negotiate, draft, and execute a two-year agreement with the County Office of Supportive Housing not-to-exceed $350,000, using local funding that is allocated through the City Council's adoption of the FY 2026/27 Annual Action Plan in final forms approved by the City Attorney; and
5. Delegate authority to the City Manager or designee to execute all agreements and amendments for federal and local funding that is allocated through the City Council's adoption of the FY 2026/27 Annual Action Plan in final forms approved by the City Attorney.

Reviewed by: Afshan Hamid, Director, Community Development
Approved by: Jovan Grogan, City Manager

ATTACHMENTS
1. March 24, 2026, Report to Council
2. 2026-27 Annual Action Plan - Final - Public Comment Version with Actuals
3. 2026-27 Annual Action Plan - Final - Public Comment Version with Estimates
4. 2026-27 Annual Action Plan Breakdown - HUD Funds
5. 2026-27 Annual Action Plan Breakdown - LOCAL Funds

City of Santa Clara

1500 Warburton Avenue
Santa Clara, CA 95050
santaclaraca.gov
@SantaClaraCity

Agenda Report

26-135 Agenda Date: 3/24/2026

REPORT TO COUNCIL

SUBJECT

Public Hearing: Opportunity for Public Comment on the First Version of the DRAFT FY 2026/27 Annual Action Plan for the Use of Federal Housing and Urban Development (HUD) Grant Funds

BACKGROUND

As an entitlement agency, the City of Santa Clara receives annual funding from the United States Department of Housing and Urban Development (HUD) in the form of Community Development Block Grant (CDBG) and Home Investment Partnerships Program (HOME) funds. CDBG funds can be used to provide public services and funding for Capital Improvement projects that serve residents in Santa Clara. HOME funds can be used for the development of affordable housing and for providing rental assistance. The City does not compete for these funds, and the amount awarded each year is based on a population-based formula and the federal budget.

Every five years, HUD requires the City to prepare a Five-Year Consolidated Plan (Consolidated Plan), which identifies broad goals and needs within the community that could be addressed through the use of HUD funding. The City's current Consolidated Plan covers 2025-2029. HUD also requires the City to submit an Annual Action Plan (AAP) each fiscal year.

The AAP details how CDBG, HOME and local funding allocations will be used in a given year by the City to address the goals and needs identified in the Consolidated Plan. The 2026/27 AAP covers the second year of the 2025-2029 Consolidated Plan cycle. The purpose of this report is to gather public input on the programs the City proposes to fund in the 2026/27 fiscal year (FY).

DISCUSSION

The FY 2026/27 AAP is a one-year Plan that details how HUD funds will be spent on projects and activities to address goals and needs identified in the Consolidated Plan. The AAP also allocates funds from prior year activities and projects that did not fully spend down, and funds that have come back to the City as Program Income (PI) when loans are repaid. This year's AAP includes $180,000 in prior year funds from FY 2025/26.

At the time of this report, the City has not finalized the acceptance or signed its Federal Grant Agreements with HUD for FY 2025/26 funding. This delay is due to a number of factors including the government shutdown and legal concerns with new terms and conditions set forth in the Federal Grant Agreements and new federal polices for entitlement funding. City staff is continuing to work on these issues, including the initiation of legal remedies, the outcome of which remains pending. Due to this delay in accepting HUD funding, Public Services that were programmed for FY 2025/26 were not funded. HUD regulations restrict the amount of CDBG funds that can be spent on Public Services each year (i.e., the Public Service Cap) so $180,000 must now be reprogrammed into the FY 2026/27 Annual Action Plan for Capital Improvement Projects. HUD typically announces actual

allocations to jurisdictions in the spring of each year once the federal budget is finalized. All numbers in the AAP are subject to change prior to the presentation of the final FY 2026/27 AAP at the second and final public hearing.

HUD requires that the public be provided two opportunities to offer input on the development of the AAP; once during the development of the draft AAP, and once prior to submission of the final version to HUD. This meeting is the first of the two required public hearings. Public comment will be included in the final version of the AAP which is scheduled to be presented to the City Council on May 5, 2026. The final version of the AAP will be submitted to HUD on or before May 15, 2026.

In early 2025 a Notice of Funding Availability (NOFA) was made available to not-for-profits (NFPs) through a competitive process and was intended to fund NFPs for three years. City Council approved the NFPs through the annual action plan. Since this is year two of the plan, the City will continue to fund the already selected NFPs.

ENVIRONMENTAL REVIEW
The action being considered does not constitute a “project” within the meaning of the California Environmental Quality Act (“CEQA”) pursuant to CEQA Guidelines section 15378(b)(5) in that it is a governmental organizational or administrative activity that will not result in direct or indirect changes in the environment.

FISCAL IMPACT
The estimated total program resources for FY 2026/27 are $1,580,000 in CDBG funds and $770,000 in HOME funds for a total amount of $2,350,000. In addition to HUD funding, the Community Development Department’s budget includes ongoing appropriations of approximately $89,459 in the General Fund, $223,677 in the City Affordable Housing Fund, and $250,000 in the City Housing Successor Fund. These annual amounts are subject to the appropriation of funds. These appropriations, in conjunction with the estimated new entitlement funds, would be used to support the goals set forth in the City’s Consolidated Plan.

COORDINATION
This report has been coordinated with the Finance Department and City Attorney’s Office.

PUBLIC CONTACT
Public contact was made by posting the Council agenda on the City’s official-notice bulletin board outside City Hall Council Chambers. A complete agenda packet is available on the City’s website and in the City Clerk’s Office at least 72 hours prior to a Regular Meeting and 24 hours prior to a Special Meeting. A hard copy of any agenda report may be requested by contacting the City Clerk’s Office at (408) 615-2220, email clerk@santaclaraca.gov or at the public information desk at any City of Santa Clara public library.

After tonight’s public hearing is complete, there will be further updates, and a final version of the AAP will be available for public review for a 30-day public comment period before the second and final public hearing scheduled on May 5, 2026.

The Draft AAP was posted February 20, 2026 for the first public hearing. The 30-day public comment period for the final version will be from April 2, 2026 - May 5, 2026. The final AAP will be

made available on the City's website, and at public locations including the City Clerk's Office, the Housing and Community Services Division, and City Libraries. Notification of the availability of the Draft AAP was also emailed to interested parties which include local nonprofit agencies.

RECOMMENDATION

Approve the 2026-2027 DRAFT Annual Action Plan and direct staff to include public comments in the final version to be presented to the City Council on May 5, 2026.

Reviewed by: Afshan Hamid, Director of Community Development
Approved by: Jovan Grogan, City Manager

ATTACHMENTS

1. 2026-2027 Annual Action Plan DRAFT
2. 2026-2027 Annual Action Plan Breakdown - HUD Funds

City of Santa Clara

2026-2027 Annual Action Plan

Prepared by:

City of Santa Clara
Housing and Community Services Division
Community Development Department
1500 Warburton Ave,
Santa Clara, CA 95050
(408) 615-2490

Contents

Contents 2

Summary of edits from the draft version 3

AP-05 Executive Summary – 91.200 (c), 91.220(b) 5

PR-05 Lead & Responsible Agencies – 91.200 (b) 9

AP-10 Consultation – 91.100, 91.200(b) 91.215 (l) 10

AP-12 Participation – 91.105, 91.200 (c) 14

AP-15 Expected Resources – 91.220 (c) (1,2) 15

AP-20 Annual Goals and Objectives – 91.220(c)(3)& (e) 19

AP-35 Projects – 91.220(d) 23

AP-38 Project Summary 23

AP-50 Geographic Distribution – 91.220 (f) 26

AP-55 Affordable Housing – 91.220 (g) 27

AP-60 Public Housing – 91.220 (h) 28

AP-65 Homeless and Other Special Needs Activities – 91.220 (i) 29

AP-75 Barriers to Affordable Housing – 91.220 (j) 31

AP-85 Other Actions – 91.220 (k) 32

AP-90 Program Specific Requirements – 91.220 (l) (1,2,4) 33

Summary of edits from the draft version

AP-05: Section 2 – "Public Services" was added to Section 2 as an Objective. "Fair Housing" was changed to Housing Advocacy throughout the document. Section 5 was updated with a summary of public comment at the first Public Hearing.

AP-12: Section 1 – It was noted that no public comment outside the public hearing was received.

AP-15: The total CDBG resources was changed from $1,580,000 to $1,500,000.

The "Annual Entitlement Funds was changed from $1,020,000 to $975,106

The "Estimated Prior Year Balance" was changed from $440,000 to $475,000.

The "Estimated FY" was changed from FY22/23 to FY26/27, and the total Estimated Program Income was changed from $120,000 to $49,894.

The total expected HOME resources available for FY26/27 changed from $770,00 to $761,000.

Annual Entitlement Funds changed from $350,000 to $351,301.66

Estimated Prior Year Balance changed from $410,000 to $399,698.34

The "Local Funds" amount anticipated was updated from $741,239 to $777,239. The table detailing local funds was updated to add $36,000 for Bill Wilson Family Therapy public service. The "Other Feder Grant Programs" section was updated to note that HOME-ARP funds (approved in the 2021 action plan) were going to be used to fund Next Door Solutions for $30,000 per year over the next two years.

AP-15 Table: The following changes were made to the table:

CDBG: "Annual Allocation" changed from $1,020,000 to $975,106.
"Program Income" changed from $120,00 to $49,894.
"Prior Year Resource" changed from $440,00 to $475,000.
"Total Expected Year 2" changed from $1,580,000 to $1,500,000.

HOME: "Annual Allocation" changed from $350,000 to $351,301.66.
"Prior Year Resource" changed from $440,00 to $475,000.
"Total Expected Year 2" changed from $770,000 to $761,000.

LOCAL FUNDS TABLE

Bill Wilson Center (Family Therapy/School Outreach/Grief Counseling was added to be funded with General Fund with $36,000. After receiving actual federal entitlement amounts, the local funding for Bill Wilson Center was reduced to $30,000 to mirror the amounts of other Public Service Agencies. The total amount of local funds is now $771,239.

Other Federal Grant Programs section: The following verbiage was added "2021 HOME-ARP funds will continue to be used to fund services for domestic violence survivors, which is one of the Qualifying Populations under the City's HOME-ARP Plan. Next Door Solutions will continue to be funded at $30,000 per year over the next two fiscal year cycles from the City's HOME-ARP funds.

AP-23: The Annual Goals Summary table was updated.

CDBG funds allocated for Affordable Housing was changed from $740,000 to $1,145,00. The amount allocated to NCIP Loans and Grants changed from $698,000 to $671,000. The number of Housing Units expected changed from 5 to 6. The SVILC Rehab Phase 2 project was deleted from this section as it is already noted in a later section.

HOME funds allocated for Affordable Housing was changed from $725,000 to $715,869.84. The amount allocated to TBRA changed from $672,500 to $663,174. The amount allocated to CHDO Set-Aside changed from $52,500 to $42,594.84.

CDBG funds allocated to Public Services was changed from $180,000 to $150,000. Bill Wilson Center Counseling activity was deleted and is now being funded with General Funds of $30,000. The remaining five Public Service Activities are now funded at $30,000 each.

CDBG funds allocated to Administration & Planning changed from $228,000 to $205,000.

HOME funds allocated to Administration & Planning changed from $22,803 to $22,933.17.

In the "Estimate the number of extremely low-income, low-income, and moderate-income families to whom the jurisdiction will provide affordable housing as defined by HOME 91.215(b)" section, the number of households served for homeowner housing rehabilitation changed from 26 to 27. The numbers for Extremely low-income households increased from 5 to 6 and low-income households increased from 15 to 20.

AP-38: The Project "Public Services" was updated. The Bill Wilson Center Counseling activity was deleted and the funding amounts to the remaining five public services are now funded at $30,000 each. The number of persons assisted reduced from 470 to 370 persons.

The Project "Homeowner Housing Rehab and Minor Repair" was updated. CDBG funding changed from $1,020,000 to $993,000. The amount allocated to NCIP changed from $698,000 to $671,000. The number of households assisted increased from 25 to 26. The number of households assisted by NCIP changed from 5 to 6 households.

The Project "Tenant Based Rental Assistance" was updated. HOME funding changed from $672,500 to $663,174.

The Project "Capital Improvements to Affordable Housing" was updated. HOME funding changed from $52,500 to $52,695.84.

The Project "Administration & Planning" was updated. CDBG funding changed from $228,000 to $205,000. HOME funding changed from $22,803 to $22,933.17.

AP-55A: The number of "Rehab of Existing Units – Rehabilitation of existing units, including reconstruction. If unit will be acquired and rehabilitated, report the unit only once" was increased from 26 to 27 and the total number increased from 45 to 46.

AP-55B: The number of "Rehab of Existing Units – Rehabilitation of existing units, including reconstruction. If unit will be acquired and rehabilitated, report the unit only once" was increased from 26 to 27 and the total number increased from 45 to 46. The "Discussion" section was updated with the new number of homeowner housing rehabilitated from 25 to 26 and the number of Extremely low-income households changed from 5 to 6.

AP-05 Executive Summary – 91.200 (c), 91.220(b)

1. Introduction

The City of Santa Clara (City) is an entitlement city that receives federal funding from the Department of Housing and Urban and Development (HUD). The City receives Community Development Block Grant (CDBG) funds and HOME and Investment Partnerships (HOME) funds.

CDBG funds address community development needs through public service activities and capital improvement projects. At least seventy percent (70%) of gross funding is used to serve low- to moderate- income households. Eligible projects and activities must meet one of the following national objectives: 1) Benefit low- and moderate-income persons; 2) Prevention or elimination of slums or blight; or 3) Address community development needs having an urgency because existing conditions pose a serious and immediate threat to the health or welfare of the community, and other funding is not available.

HOME funds are used for the development of affordable housing options such as building, and/or rehabilitating affordable rental housing and providing direct Tenant Based Rental Assistance to low-income households.

The City is required to develop a 5-Year Consolidated Plan that identifies the goals and needs of the community. During the Consolidated Plan cycle, the City must develop Annual Action Plans (AAPs) which detail projects and activities to be funded during the program year in support of the identified goals and needs. In 2025, the City collaborated with the County of Santa Clara and other entitlement jurisdictions to develop the 5-year Consolidated Plan. The Consolidated Plan identifies and prioritizes public services and housing-related needs across the region and for the City of Santa Clara. The purpose of the Consolidated Plan is to guide the City to:

- Assess their affordable housing and community development needs and market conditions,
- Make data-driven, place-based investment decisions; and
- Conduct community-wide discussions to identify housing and community development priorities that align and focus on eligible activities for HUD funding.

The 5-Year Consolidated Plan is supported by the Annual Action Plan (AAP). The AAP documents annually how the City anticipates it will use HUD funding consistent with the goals and needs identified in the Consolidated Plan. This is the second AAP for the 2025-2030 Consolidated Plan cycle.

2. Summarize the objectives and outcomes of the Plan

The Annual Action Plan supports the goals and needs identified in the Consolidated Plan as stated below:

- **Affordable Housing**. Increasing the supply of affordable housing and rehabilitating affordable housing developments.
- **Public Services.** Nonprofit partners provide services of need to lower income households
- **Homelessness.** Stabilizing persons at-risk of and experiencing homelessness through housing, and supportive services by facilitating access to mental health and addiction recovery services.
- **Public Facilities.** Improve neighborhood safety through the installation of ADA curb cuts, street lighting, enhanced crosswalks and park improvements.
- ~~Fair Housing~~Housing Advocacy**.** Improve navigation and case management services for residents needing housing, legal services (related to housing) and basic services including documentation assistances.

3. Evaluation of past performance

The last Consolidated Annual Performance Evaluation Report (CAPER) submitted to HUD was for 2024-2025 (PY2024). The following are the highlights of the accomplishments reported in support of the Consolidated Plan goals:

- Affordable Housing. The Tenant Based Rental Assistance program assisted 19 households, and between the NCIP program and Rebuilding Together Silicon Valley, there were 18 households assisted.
- Public Services. There were 569 households that benefited from public services provided by three non-profit agencies and other city funded programs. 1,383 persons received a variety of public services from four non-profit agencies.
- Homelessness. 583 households benefited from case management services provided by local non-profit agencies. The majority of these households were assisted with local funds. Further, 19 TBRA households, which have already been counted under the Affordable Housing goal, also received case management services.
- Housing Advocacy Services~~Fair Housing~~. Project Sentinel assisted 18 households with ~~fair~~ housing advocacy services.

4. Summary of Citizen Participation Process and consultation process

During the development of the 2026-2027 Annual Action Plan, two public hearings are held to solicit public comment to help identify community needs, and non-profit agencies that could provide services to address those identified needs. One of the hearings is held during the drafting phase of the Plan as required by HUD. 30-day public comment periods for each Public Hearing will occur and all public comments will be noted in the Annual Action Plan.

Public Hearing #1. This Public Hearing satisfies the Citizen Participation Plan requirement to hold at least one Public Hearing during the drafting phase of the Annual Action Plan. This Public Hearing gives the public its first opportunity to provide input. The Public Hearing for the 2026-2027 Annual Action Plan (DRAFT) is scheduled for March 24, 2026, at the regularly scheduled City Council Meeting.

Public Hearing #2. The second and final Public Hearing is scheduled for May 5, 2026. This Public Hearing will provide a final opportunity for public comment/input. The final version of the 2026-2027 Annual Action Plan (FINAL) will be presented. Any comments will be included in the final version of the Annual Action Plan prior to its submission to HUD.

Public Noticing. The noticing follows the Citizen Participation Plan requirements. The following information for the 2026-2027 Annual Action Plan was publicly noticed in The Santa Clara Weekly on February 18, 2026, noticed via email to community non-profits, posted on the City website, and copies were accessible at City Hall:

1) Notice of the start of the 30-day Public Comment Period (February 20, 2026 – March 24, 2026) for the DRAFT version of the 2026-2027 Annual Action Plan.
2) Notice of Public Hearing #1 on March 24, 2026, for the DRAFT version of the 2026-2027 Annual Action Plan.
3) Notice of the start of the 30-day Public Comment Period (April 2, 2026 – May 5, 2026) for the FINAL version of the 2026-2027 Annual Action Plan.
4) Notice of Public Hearing #2 on May 5, 2026, for the FINAL version of the 2026-2027 Annual Action Plan.

5. Summary of public comments

30-Day Public Comment Period 1

There was no public comment received outside the Public Hearing #1.

Public Hearing #1 (March 24, 2025, Agenda Item 26-135):

Councilmember Cox made a comment regarding the need for more funding for homeless programs. She pointed out the increase in unhoused people during the latest Point In Time Count, and that funding for homeless programs stayed unchanged. City staff stated that the City uses HOME funds for the City's Tenant Based Rental Program which assists homeless households and those at risk of homelessness with rental subsidies, but that the HOME allocation is smaller than CDBG and typically stay the same year to year. Staff also stated that CDBG funds have a cap for public service activities.

Councilmember Jain made a comment regarding the selection process for public service funding; that many groups were not considered for funding in this Annual Action Plan process. City staff clarified that a Notice of Funding was completed prior to FY24/25 for a three-year period. Staff noted that the next funding cycle would be in the Fall of 2028 for a two-year funding period. Staff also noted that non-profits need to have a certain amount of staff capacity and knowledge to administer federal funds. Councilmember Jain also asked why the "Prior Year" funding amount was so high. Staff stated that was due to the City not spending down FY25/26 funding due to concerns with new executive order requirements.

Councilmember Hardy made a similar comment as Councilmember Jain and asked about the performance of the public service agencies being funded. Staff noted that the Consolidated Annual Performance Report (CAPER) reports on the agencies ability to attain stated goals. If there concerns at the time of the report or during the quarterly reporting the agencies are required to complete, staff addresses those concerns. Councilmember Hardy also asked when we would know for sure how much funding the City would receive.

Councilmember Park made a comment regarding having workshops/sessions with the public to illicit feedback on public service activities needed and their experiences with the public service agencies we currently fund.

A representative from the Bill Wilson Center, Pilar Furlong, appeared for comment. She stated that the current program year, (PY25/26) has been challenging due to the City not funding public services as stated in the 25/26 Annual Action Plan. It is also difficult for agencies to budget for the upcoming 26/27 program year when there is still uncertainty whether the City will accept federal funding. She also voiced her disappointment that the public service funds that were not spent this year cannot be rolled over and spent in the following year due to HUD's public service cap.

30-Day Public Comment Period 2

TBD.

Public Hearing #2:

TBD.

6. Summary of comments or views not accepted and the reasons for not accepting them

All comments received during Public Hearings and the Public Comment Period were noted and considered. The City attempts to incorporate all feedback.

7. Summary

CDBG-funded public services continue to be a great asset to the community, with many of the programs focusing on the senior population, persons with disabilities, and unhoused residents. The City will continue to seek out creative solutions to improve its grants management program that are consistent with the City Council direction and the 2025-2030 Consolidated Plan.

PR-05 Lead & Responsible Agencies – 91.200 (b)

Describe agency/entity responsible for preparing the Consolidated Plan and those responsible for administration of each grant program and funding source.

The City of Santa Clara Housing and Community Services Division is the agency responsible for preparing the Consolidated Plan and administering the CDBG and HOME grants, as shown in **Table 1.**

Table 1 – Responsible Agencies

Agency Roll	Name	Department/Agency
CDBG Administrator	City of Santa Clara	Housing & Community Services Division
CDBG Administrator	City of Santa Clara	Housing & Community Services Division

Narrative

Lead and Responsible Agency

The City of Santa Clara (City) is the Lead and Responsible Agency for the United States Department of Housing and Urban Development (HUD) entitlement programs in the City of Santa Clara. Housing and Community Services, a division of the Community Development Department, is responsible for administering the HUD entitlement grants, including the Community Development Block Grant (CDBG) and HOME Investment Partnerships (HOME).

Entitlement jurisdictions receive entitlement funding (i.e., non-competitive, formula funds) from HUD. By federal law, the City is required to submit a five-year Consolidated Plan and Annual Action Plans to HUD that detail the City's priorities and strategies for the use of its federal funds.

Public Contact Information

Adam Marcus,
Division Manager, Housing and Community Services
amarcus@SantaClaraCA.gov
408-615-2451

Eric L. Calleja
Housing Development Officer
ecalleja@SantaClaraCA.gov
408-615-2498

Website: https://www.santaclaraca.gov/our-city/departments-a-f/community-development/housing- community-services-division

AP-10 Consultation – 91.100, 91.200(b) 91.215 (l)

Introduction

The 2026-2027 Annual Action Plan was prepared by City staff with input from a variety of local and regional stakeholders including public service providers, affordable housing developers, and County partners. Service partners administer projects and activities that align with the goals and objectives of the Consolidated Plan.

Provide a concise summary of the jurisdiction's activities to enhance coordination between public and assisted housing providers and private and governmental health, mental health and service agencies (91.215(l)).

The jurisdiction coordinates housing and supportive services through ongoing collaboration with public and assisted housing providers, local health and behavioral health agencies, and nonprofit service organizations. Coordination is achieved through regular interagency meetings, participation in Continuum of Care planning, and formal and informal referral networks.

The Santa Clara Housing Authority (SCHA) administers the Housing Choice Voucher program. The City TBRA administrators and City staff have worked with SCHA in the past to assist long standing clients of the TBRA program to acquire long-term vouchers. Typically, these are previously homeless households that did not initially qualify for permanent supportive housing and were not able to improve their income and housing situation by the end of the TBRA program term. Coordination and case management services resulted in some families receiving 10-year Emergency Housing Vouchers.

The City uses CDBG funds for the Bill Wilson Family Therapy/School Outreach/Grief Counseling. This public service provides mental health services to youth and their families to cope with high-risk behavior choices, family conflict, and grief counseling. The City also funds the County Office of Supportive Housing to provide case management services to a portion of the City homeless population. In addition, Abode Services administers the TBRA program and uses local funds to provide case management services for TBRA clients.

Describe coordination with the Continuum of Care and efforts to address the needs of homeless persons (particularly chronically homeless individuals and families, families with children, veterans, and unaccompanied youth) and persons at risk of homelessness.

The Santa Clara County Continuum of Care (CoC) is a multi-sector group of stakeholders dedicated to reducing and preventing homelessness in the County of Santa Clara (County). The CoC Board is comprised of the same individuals who serve on the Destination: Home Leadership Board. Destination: Home, a program of The Health Trust, is a public-private partnership implementing collective impact strategies to end homelessness in Santa Clara County. Its mission is to drive and align resources to create permanent housing and sustainable support systems built for the long term.

The CoC primary responsibilities are to coordinate large-scale implementation efforts to reduce and prevent homelessness. The CoC is governed by the Santa Clara CoC Board (CoC Board), which is committed to supporting and promoting a systems-change approach to preventing and reducing homelessness. The organization is improving how systems work together to end homelessness, as well as protect individuals and families at risk of becoming homeless.

The City of Santa Clara, having endorsed the 2020-2025 Santa Clara County Community Plan to End Homelessness, convened a Homelessness Taskforce in April 2022. The Taskforce included stakeholders with a range of perspectives and experience who can help identify priorities and provide recommendations on the development of a City Plan to reduce the impacts of Homelessness. The City partnered with the non-profit, Homebase, to facilitate the taskforce and to develop a City-centric Plan. A draft of this plan was presented in January 2023 at a City Council Study Session and the City Council directed staff to move forward with a new street-based case management and short-term hotel stay program. In addition, City staff meet regularly with the County's Office of Supportive Housing and participate in a north county homelessness working group.

The results of the 2025 Point in Time Homeless Count ("Count") showed a 72% increase in homelessness since 2023 (461 to 794). By comparison, the Countywide count showed an 8% increase. Of the 794 persons, 464 had completed VI-SPDAT assessments. Of those 464, 325 were single adults and 104 were families with children and 35 were single youth and young adults. The City intends to use HOME funds to continue the focus of reducing homelessness for families with children. The City also intends to use HOME ARP funds to provide supportive services to a variety of HOME ARP qualifying populations.

Describe agencies, groups, organizations, and others who participated in the process and describe the jurisdiction's consultation with housing, social service agencies and other entities.

Agency/Group/Organization	**Bill Wilson Center**
Agency/Group/Organization Type	Housing Services – Children Services – Homeless
What section of the Plan was addressed by Consultation?	Housing Need Assessment Homelessness Needs – Unaccompanied youth Non-Homeless Special Needs
Briefly describe how the Agency/Group/Organization was consulted. What are the anticipated outcomes of the consultation or areas for improved coordination?	Staff is consulted on services needed for transitional aged youth.

Agency/Group/Organization	**County of Santa Clara Office of Supportive Housing**
Agency/Group/Organization Type	Publicly Funded Institution/System of Care Other government – County
What section of the Plan was addressed by Consultation?	Housing Need Assessment Homeless Needs – Families with children Market Analysis Homeless Needs – Chronically Homeless
Briefly describe how the Agency/Group/Organization was consulted. What are the anticipated outcomes of the consultation or areas for improved coordination?	Staff met with the Santa Clara County Office of Supportive Housing on several occasions to discuss the City response to homelessness and partnership opportunities.

Agency/Group/Organization	**Abode Services**
Agency/Group/Organization Type	Services – Housing
What section of the Plan was addressed by Consultation?	Homeless Needs – Families with children
Briefly describe how the Agency/Group/Organization was consulted. What are the anticipated outcomes of the consultation or areas for improved coordination?	Staff is consulted on improvements to the City TBRA program.

Agency/Group/Organization	**Senior Adult Legal Services (SALA)**
Agency/Group/Organization Type	Services – Elderly Persons
What section of the Plan was addressed by Consultation?	Non-Homeless Special Needs
Briefly describe how the Agency/Group/ Organization was consulted. What are the anticipated outcomes of the consultation or areas for improved coordination?	Submitted public comment at both public hearings; highlighting the need for the services they provide.

Agency/Group/Organization	**Next Door Solutions to Domestic Violence**
Agency/Group/Organization Type	Services – Housing
What section of the Plan was addressed by Consultation?	Homelessness Needs – Families with children and domestic violence and human trafficking survivors. Homelessness Strategy.
Briefly describe how the Agency/Group/Organization was consulted. What are the anticipated outcomes of the consultation or areas for improved coordination?	Submitted public comment at public hearings; highlighting the need for the services they provide.

Agency/Group/Organization	**Homebase**
Agency/Group/Organization Type	Regional policy consultant that builds capacity to address homelessness systematically
What section of the Plan was addressed by Consultation?	AP-65 Homelessness and Other Special Needs Activities.
Briefly describe how the Agency/Group/Organization was consulted. What are the anticipated outcomes of the consultation or areas for improved coordination?	Helped prepare a set of local strategies to address homelessness and its impacts in the City. Homebase also helped prepare the HOME ARP plan which was approved by HUD.

Identify any Agency Types not consulted and provide rationale for not consulting:

The City did not reach out to broadband-specific providers/organizations. Local internet providers all provide low-cost options and/or discounts to low-income households. Further, broadband infrastructure is typically a county-led activity if it is shown to be a need.

Although the City works with organizations whose primary responsibilities include the management of flood prone areas, public land or water resources, and emergency management agencies on normal public business, these organizations were not specifically consulted for the Annual Action Plan. Issues related to such agencies were not mentioned as an issue in the Consolidated Plan survey.

Describe other local/regional/state/federal planning efforts considered when preparing the Plan

Name of Plan	Lead Organization	How do the goals of your Strategic Plan overlap with the goals of each plan?
Continuum of Care	Continuum of Care Council	The Continuum of Care works to alleviate the impact of homelessness in the community through the cooperation and collaboration of social service providers. This effort aligns with the Strategic Plan goal to end homelessness including rental assistance, homeless prevention programs, case management, outreach activities and support of facilities.
Housing Element	City of Santa Clara	The actions in the Housing Element are consistent with the Strategic Plan, most notably in the provision of adequate sites appropriate for a range of housing types and in promoting preservation and development of affordable housing including supportive housing for persons with disabilities. The Housing Element was adopted in mid-2023.
City of Santa Clara Homelessness Strategic Plan (2023)	City of Santa Clara City Council	In 2022 the City conducted a six-month Homelessness Taskforce process and worked with nonprofit consultant Homebase to develop a draft strategic plan. The plan was reviewed in January 2023. The draft plan includes strategies to reduce homelessness, connect unhoused residents with basic needs, case management, and housing opportunities.
Santa Clara County Seniors Agenda	Santa Clara County	The City outreach for the 5-year Consolidated Plan showed senior needs and services as a high priority. Seniors Agenda 2024 report speaks to the needs for seniors, and the City uses CDBG funds to support many of the activities and needs noted.
Community Plan to End Homelessness in Santa Clara	Destination Home	The 2020-2025 Community Plan to End Homelessness is a five-year plan to guide governmental, nonprofits, and other community members as they make decisions about funding, programs, priorities and needs. This Annual Action Plan aligns with the County's Plan for reducing homelessness with programs such as the City's TBRA program, homeless prevention programs, case management, outreach activities & support of facilities.

AP-12 Participation – 91.105, 91.200 (c)

1. Summarize citizen participation process and how it impacted goal setting.

The City outreach efforts to obtain community input included two public hearings before City Council (one during the drafting phase of the AAP), noticing the AAP and hearings, and posting the draft AAP on the City website. The table below summarizes the results of the City efforts.

Citizen Participation Outreach

Mode of Outreach	Target of Outreach	Summary of response/ attendance	Summary of comments received	Summary of comments not accepted and reasons	URL (If applicable)
Public Hearing	Non-targeted/ broad community	Public Hearing #1 was noticed in The Santa Clara Weekly on February 18, 2026. City Council Meeting – March 24, 2026, during the drafting phase of the Plan.	There was no public comment received outside the Public Hearing #1.	All comments were accepted and noted.	n/a
Public Hearing	Non-targeted/ broad community	Public Hearing #2 was noticed in The Santa Clara Weekly on February 18, 2026. The City Council Meeting on May 5, 2026, presented the final version of the Plan.	See AP-05, section 5 (Public Comment Summary).	All comments were accepted and noted.	n/a
Newspaper	Non-targeted/ broad community	Publicly noticed in The Santa Clara Weekly on February 18, 2026, and also noticed via email to community non-profits, posting on the City website, and having copies accessible at City Hall: Notice of 30-day Public Comment Period for the DRAFT 2026-2027 Annual Action Plan. Notice of Public Hearing #1 for the DRAFT 2026-2027 Annual Action Plan on March 24, 2026. Notice of 30-day Public Comment Period for the FINAL 2026-2027 Annual Action Plan. Notice of Public Hearing #2 for the FINAL 2026-2027 Annual Action Plan on May 5, 2026.	TBD	All comments were accepted and noted.	n/a

AP-15 Expected Resources – 91.220 (c) (1,2)

Introduction

The City of Santa Clara estimates the following federal resources for the 2026 Program Year (FY26/27):

CDBG Funds: The total CDBG resources expected to be available for FY26/27 is ~~$1,580,000~~$1,500,000. This total is made up of the annual CDBG entitlement from HUD, Prior Year Resources (i.e., funds that are being re-programmed and/or funds that were programmed but not spent), and Program Income (income generated from prior CDBG projects). The breakdown of the Expected Resources is:

- Annual Entitlement Funds $~~1,020,000~~975,106
- Estimated Prior Year Balance* $ 440,000
- Estimated FY26/27~~22/23~~ Program Income $ ~~120,000~~49,894

*$180,000 in prior year resources are from 2025 funds allocated to Public Services. The City has yet to accept its 2025/2026 HOME and CDBG funds as of the publishing of this Plan; thus, the funds could not be used for Public Services. Due to HUD regulations that restricts the amount of CDBG funds that can be spent on Public Services each year, those funds will need to be reprogrammed in the new 2026 Program Year to Capital Improvement Projects.

CDBG CONTINGENCY LANGUAGE

More than expected: If the City receives more CDBG Entitlement funding than expected, funds will be used for the City Homeowner Rehabilitation Program (i.e., NCIP) and/or the Minor Repair Program. The City reserves the option to provide more funding for public services if the Public Service Cap allows for another agency to be funded to at least $30,000.

Less than expected: If the City receives less CDBG Entitlement funding than expected, the Public Service and Administration Caps will be recalculated and amounts adjusted. If the re-calculation results in a Public Service Cap of less than $180,00, the City will need to reduce its number of Public Service agencies to come under the newly calculated Public Service Cap. Further, the amount allocated to the Minor Repair Program may need to be reduced. All Program Income is placed in the Revolving Loan Fund for use in the NCIP program.

HOME Funds: The total HOME resources expected to be available for FY26/27 is $~~770,000~~761,000. This is made up of the annual HOME entitlement from HUD, Prior Year Resources (funds being re-programmed and/or funds that were programmed but not spent), and Program Income (income generated from prior projects). The breakdown of the source of funds is:

- Annual Entitlement Funds ~~$350,000~~$351,301.66
- Estimated Prior Year Balance ~~$410,000~~$399,698.34
- Estimated FY26/27 Program Income** $ 10,000

**HOME Program Income (PI). The City estimates it will receive $100,000 in PI in the FY26/27. Ten percent; or $10,000 will be programmed in this 2026 Annual Action Plan for administrative costs as allowed by HOME regulations. The other 90% ($90,000) will be programmed next year in the 2027 Annual Action Plan.

In accordance with HOME regulations, CHDO set-aside funds not used for the set-aside purpose are allowed to be reprogrammed to non-CHOD activities after two years. The City will reprogram old CHDO dollars for TBRA.

HOME CONTINGENCY LANGUAGE

More than expected: If the City receives more HOME funds than expected, the CHDO set-aside amounts, and the Administration amounts will be recalculated. All remaining funds will be used for the TBRA Program.

Less than expected: If the City receives less HOME Entitlement funding than expected, the CHDO set-aside amounts, and the Administration amounts will be recalculated. The TBRA program will then be reduced in funding.

LOCAL Funds: The City anticipates it will leverage ~~$741,239~~$777,239 of local funds for public services.

AP-15 Table – Expected Resources Priority Table

Program	Source of Funds	Uses of Funds	Annual Allocation Expected Year 2	Program Income Expected Year 2	Prior Year Resource Expected Year 2	Total Expected Year 2	Expected Amount Available Remainder of ConPlan	Narrative Description
CDBG	Public-Federal	Acquisition Housing Rehab Capital Improvement Projects – Public Facilities Capital Improvement Projects – Affordable Housing Public Services Admin. & Planning	~~$1,020,000~~ $975,106	~~$120,000~~ $49,894	~~$440,000~~ $475,000	~~$1,580,000~~ $1,500,000	$3,000,000	CDBG funds may be used for: 1) Land acquisition for affordable housing; 2) NCIP program and Minor Repair Program; 3) Public Infrastructure and other public facility improvements; 4) Capital Improvements to affordable housing; 5) Public services; 6) Administration and planning. **$180,000 from 2025 funds, previously committed to Public Services, will be reprogrammed to Capital Improvement Projects.*
HOME	Public-Federal	CHDO and regular HOME rental projects, such as property acquisition, new const., and/or rehabilitation. Homeowner Rehabilitation TBRA Admin. and Planning for HOME programs and activities. Housing Advocacy Services ~~Fair Housing Services~~	~~$350,000~~ $351,301.66	$10,000	~~$410,000~~ $399,698.34	~~$770,000~~ $761,000	$1,050,000	HOME funds may be used for: 1) TBRA; 2) NCIP; 3) Rental development and/or rehab; 4) ~~Fair Housing~~Housing Advocacy Services; 5) Admin. & Planning. Approx. $125,000 of the Prior Year Resources is Program Income received in FY25/26. Approximately $100,000 in Program Income is expected in FY26/27. 10% of that will be programmed in this action plan for administrative activities and drawn during the program year. The remaining estimated $90,000 will be programmed in FY27/28. If Program Income exceeds $100,000, the City will continue using 10% for admin.

Explain how federal funds will leverage those additional resources (private, state and local funds), including a description of how matching requirements will be satisfied

Federal funds will leverage local funds (i.e., General Funds, City Affordable Housing Funds, and City Housing Successor Funds) to increase project efficiencies and benefit from economies of scale. The HOME match requirement will be met through the waiving of property taxes on past HOME-funded multi-family affordable developments.

The following details the activities that will be funded with local dollars to provide other non-federally funded Public Services:

Funds	Funding Source	Activity	Agency	Beneficiaries
$160,697	City Affordable Housing Fund (CAHF)	TBRA Case Management	Abode Services	20 households
$140,000	City Housing Successor Fund (CHSF)	TBRA Case Management	Abode Services	n/a
$220,000*	City Housing Successor Fund (CHSF)	Intensive Case Management	County of Santa Clara	20 households
$ 30,000*	City Affordable Housing Fund (CAHF)	Intensive Case Management	County of Santa Clara	n/a
$100,000*	City Affordable Housing Fund (CAHF)	Homeless Prevention Program	County of Santa Clara	175 households
$ 70,542	General Fund	Landlord/Tenant Mediation	Project Sentinel	100 persons
$ 15,000	General Fund	Ombudsman Program	Catholic Charities	380 persons
$ 5,000	General Fund	Referral Hotline Program	United Way 211	500 persons
$ 30,000	General Funds	Family Therapy/School Outreach/Grief Counseling	Bill Wilson Center	100 persons
~~$741,239~~ $771,239	**Total amount of local funds committed**			

***The total amount being funded is for a two-year agreement.**

Other Federal Grant Programs

2021 HOME-ARP funds will continue to be used to fund services for domestic violence survivors, which is one of the Qualifying Populations under the City's HOME-ARP Plan. Next Door Solutions will continue to be funded at $30,000 per year over the next two fiscal year cycles from the City's HOME-ARP funds.

Additional federal programs that fund community development and affordable housing activities include: Section 8 Housing Choice Voucher Program; Section 202; Section 811; and Affordable Housing Program (AHP) through the Federal Home Loan Bank. These programs are provided by Santa Clara County Housing Authority and affordable housing developers.

If appropriate, describe publicly owned land or property located within the jurisdiction that may be used to address the needs identified in the plan

The City has identified two city-owned sites for potential redevelopment:

3575 De La Cruz: The City Council entered into an Exclusive Negotiation Rights Agreement (ENA) with Habitat for Humanity East Bay/Silicon Valley. The proposed development will be 15 100% affordable, for-sale townhomes. The project is in predevelopment until additional subsidies can be secured.

1031 El Camino Real: The City owns a vacant 0.75-acre site that was previously used for a motel and gas station. The City is exploring next steps for this project in FY 2026/2027.

AP-20 Annual Goals and Objectives – 91.220(c)(3)& (e)

Goal Descriptions

Goal Name	**Affordable Housing**
Goal Description	Assist in the creation and preservation of affordable housing for low income and special needs households through continuation of the Neighborhood Conservation and Improvement Program (i.e., Homeowner Housing Rehabilitation, rental habilitation of units occupied by low-income tenants, TBRA rental subsidies, and new construction.

Goal Name	**Homelessness**
Goal Description	Support activities, consistent with Continuum of Care strategies, to prevent and end homelessness. This includes building affordable housing for people who are homeless or at risk of homelessness as well as the provision of support services.

Goal Name	**Public Services**
Goal Description	Support activities that provide basic needs to lower income households and special needs populations. Services would be provided to low-income households, elderly individuals, homeless persons, people with disabilities, and victims of domestic violence.

Goal Name	~~Fair~~ **Housing** Advocacy Services
Goal Description	Promote ~~fair~~ housing ~~choice~~advocacy, through the following activities: ~~fair~~ housing education, ~~fair~~ housing testing, housing assistance hotline, and landlord-tenant mediation.

Goal Name	**Public Facilities**
Goal Description	Improve accessibility for persons with physical disabilities by identifying and repairing intersections for accessibility, mostly through curb cuts. Also providing upgrades and improvements to non-profit facilities that serve low-income households.

Goal Name	**Planning & Administration**
Goal Description	Provide management, planning and implementation of the CDBG & HOME programs as well as monitoring of public services and housing projects.

AP-23 Annual Goals Summary									
Goal	**Category**	**Needs Addressed**	**Objective**	**Outcome**	**Start Year**	**End Year**	**Geographic Area Included**	**Funding Allocated**	**Narrative & Goal Outcome Indicators**
Affordable Housing	Affordable Housing	Affordable Housing	Provide decent affordable housing	Affordability	2026	2027	Citywide	CDBG ~~$740,000~~ $1,145,000 HOME ~~$725,000~~ $715,869.84	Assist in the creation and preservation of multi-family rental housing for low income and special needs households, rehabilitation of low-income owner-occupied housing through the NCIP, TBRA rental subsidies, and/or new construction. CDBG ~~$698,000~~$671,000 NCIP Loans & Grants Homeowner Housing Rehabilitation (~~5~~ 6 Housing Units) $122,000 NCIP Project Delivery Costs ~~$152,000 SVILC Rehab (Phase 2)~~ $200,000 Minor Repair Program – Rebuilding Together Silicon Valley Homeowner Housing Rehabilitation (20 Housing Units) HOME ~~$672,500~~ $663,174 Tenant Based Rental Assistance TBRA/Rapid Rehousing (19 Households) ~~$52,500~~$52,594.84 CHDO Set Aside R~~r~~ental units rehabilitated (1 Housing Unit)

AP-23 Annual Goals Summary (continued)

Goal	Category	Needs Addressed	Objective	Outcome	Start Year	End Year	Geographic Area Included	Funding Allocated	Narrative & Goal Outcome Indicators
Public Services	Non-Homeless Special Needs	Non-Homeless Special Needs	Create economic opportunities	Availability/ Accessibility	2026	2027	Citywide	CDBG ~~$180,000~~ $150,0000	Support activities that provide basic needs to lower income households and special needs populations. Services would be provided to low-income households, elderly individuals, homeless persons, people with disabilities, and victims of domestic violence. ~~$30,000 Bill Wilson Center – Counseling & Family Therapy~~ ~~Public Service Activities other than low/moderate income housing benefit~~ ~~(100 Persons)~~ ~~$30,000$36,000~~ $30,000 Heart of the Valley Support & Transportation Services Public Service Activities other than low/moderate income housing benefit (100 Persons) ~~$30,000~~ ~~$36,000~~ $30,000Hope Services Educational Services Public Service Activities other than low/moderate income housing benefit (100 Persons) ~~$30,000 $36,000~~ $30,000Loaves and Fishes Meals on Wheels Public Service Activities other than low/moderate income housing benefit (20 Persons) ~~$30,000 $36,000~~ $30,000 Senior Adult Legal Assistance Public Service Activities other than low/moderate income housing benefit (100 Persons) ~~$30,000 $36,000~~ $30,000 Silicon Valley Independent Living Ctr. Housing search and counseling Public Service Activities other than low/moderate income housing benefit (70 Persons) LOCAL FUNDS (see page 16)

AP-23 Annual Goals Summary (continued)									
Goal	Category	Needs Addressed	Objective	Outcome	Start Year	End Year	Geographic Area Included	Funding Allocated	Narrative & Goal Outcome Indicators
Housing Advocacy ~~Fair Housing~~ Services	Non-Homeless Special Needs	Non-Homeless Special Needs	Create economic opportunities	Availability/ Accessibility	2026	2027	Citywide	HOME $22,197	Promote ~~fair~~ housing ~~choice~~ advocacy through the following activities: ~~fair housing~~ education, ~~fair~~ housing testing, housing assistance hotline, and landlord/tenant mediation. These funds are part of the HOME Administration set-aside. $22,197 Project Sentinel Housing Advocacy Public Service Activities other than low/moderate income housing benefit (50 Persons)
Public Facility Improvements	Non-Homeless Special Needs	Non-Homeless Special Needs	Create economic opportunities	Availability/ Accessibility	2026	2027	Citywide	CDBG $152,000	Making facility improvements to non-profit public facilities that serve low-income households. $152,000 Silicon Valley Independent Living Ctr. Improvements to a non-profit facility that houses adults with disabilities. Public Facility or Infrastructure for low/moderate income housing benefit (4 Households)
Administration and Planning	Other	Administration & Planning	Create economic opportunities	Availability/ Accessibility	2026	2027	Citywide	CDBG ~~$228,000~~ $205,000 HOME ~~$22,803~~ $22,933.17	Provide management, planning and implementation of the CDBG & HOME programs as well as monitoring of public services and housing projects.

Estimate the number of extremely low-income, low-income, and moderate-income families to whom the jurisdiction will provide affordable housing as defined by HOME 91.215(b).

~~25~~ 26 Households for homeowner housing rehabilitation (CDBG)
~~5~~ 6 Extremely low-income households
~~15~~ 20 Low-income households

19 households for TBRA (HOME)
16 Extremely low-income households
3 Low-income households

1 household for CHDO Rental Housing (HOME)
1 Extremely low-income household

AP-35 Projects – 91.220(d)

Introduction

The activities that the City will undertake in FY26/27 using CDBG and HOME funds include: Homeowner Rehabilitation, Tenant Based Rental Assistance, Public Facility Improvements, Public Services and Program Administration and Planning, to benefit low and moderate-income residents. The activities meet one or more priority needs identified in the 5-Year Consolidated Action Plan. In addition to the projects and activities funded with HUD funds as noted in table AP-35 – Project Information Summary, the City also funds other Public Service Activities with local funds (see page 16).

AP-38 Project Summary

Project Title	**#1 – Public Services**
Description	~~Public services provided to the community~~ Public service activities other than low/mod income housing benefit that primarily benefit low to low-mod income persons and/or households.
Funding	**CDBG: ~~$180,000~~$150,000**
Annual Goals Supported	~~Homelessness and~~ Public Services
Priority Needs Addressed	~~Homelessness and~~ Public Services
Target Date for Completion	6/30/2027
Estimate the number and type of families that will benefit from the proposed activities	~~470~~ 370 **persons** [180 moderate income at less than 80% AMI; ~~1~~80 low-income less than 50% AMI; 110 extremely low-income less than 30% AMI]
Location Description	Citywide
Planned Activities	~~$30,000: 2026 Family Therapy/School Outreach/Grief Counseling (Bill Wilson Center) [LMC/5D/100 persons]~~ $30,000: 2026 Support & Transportation Services for Seniors (Heart of the Valley) [LMC/5A/100 persons] $30,000: 2026 Educational Services (Hope Services) [LMC/5B/100 persons] $30,000: 2026 Meals on Wheels (Loaves & Fishes) [LMC/5A/20 persons] $30,000: 2026 Legal Services Senior Adult Legal Services (SALA) [LMC/5C/80 persons] $30,000: 2026 Silicon Valley Independent Living Center [LMC/5B/70 persons]

Project Title	**#2 – Homeowner Housing Rehab and Minor Repair**
Description	Financial assistance for low-income homeowners to make necessary repairs to their homes to address health and safety issues.
Funding	**CDBG: ~~$1,020,000~~ $993,000**
Annual Goals Supported	Affordable Housing
Priority Needs Addressed	Affordable Housing
Target Date for Completion	6/30/2027
Estimate the number and type of families that will benefit from the proposed activities	~~25~~ 26 **households** [20 low-income less than 50% AMI; ~~5~~ 6 extremely low-income less than 30% AMI]
Location Description	Citywide
Planned Activities	$200,000: 2026 Homeowner Minor Repair Program (Rebuilding Together Silicon Valley) [LMH/14A/20 households] ~~$698,000~~ $671,000: 2026 NCIP [LMH/14A/~~5~~ 6 households]

	$122,000: 2026 NCIP Project Delivery Costs

Project Title	**#3 – Tenant Based Rental Assistance**
Description	Provide financial assistance to low and extremely low-income households through deposit assistance and monthly rental subsidy assistance.
Funding	**HOME: ~~$672,500~~ $663,174**
Annual Goals Supported	Affordable Housing
Priority Needs Addressed	Affordable Housing
Target Date for Completion	6/30/2027
Estimate the number and type of families that will benefit from the proposed activities	**19 households** [2 low-income less than 50% AMI; 17 extremely low-income less than 30% AMI]
Location Description	Citywide
Planned Activities	$~~672,500~~663,174: 2026 Tenant Based Rental Assistance (Abode Services). In addition, $300,697 of local funds will be used for case management services for TBRA participants.

Project Title	**#4 – Capital Improvements to Affordable Housing**
Description	Capital Improvements to affordable housing using CHDO set-aside funds. **If funds are not used for a CHDO project within two years, these funds will automatically be reprogrammed for TBRA.**
Funding	**HOME**: **~~$52,500~~ $52,695.84**
Annual Goals Supported	Affordable Housing
Priority Needs Addressed	Affordable Housing
Target Date for Completion	6/30/2027
Estimate the number and type of families that will benefit from the proposed activities	**1 household**
Location Description	Citywide
Planned Activities	Rental housing rehabilitation by non-profit developers.

Project Title	**#5 – Capital Improvements to Public Facilities**
Description	Additional funding for improvements/rehabilitation of the Silicon Valley Independent Living Center. This is a project that was funded to $69,500, but the scope of work expanded and needs more funding.
Funding	**CDBG: $152,000**
Annual Goals Supported	Public Facility Improvements
Priority Needs Addressed	Public Facility Improvements
Target Date for Completion	6/30/2027
Estimate the number and type of families that will benefit from the proposed activities	**4** households [4 low-income households less than 50% AMI]
Location Description	1597 Market Street
Planned Activities	$152,000 Silicon Valley Independent Living Center Rehab

Project Title	**#6 - ~~Fair Housing~~Housing Advocacy Services (Project Sentinel)**
Description	Promote ~~fair~~ housing advocacy through the following activities: ~~fair~~ housing education, housing testing, ~~fair~~ housing assistance hotline, and landlord/tenant mediation. These funds are part of the HOME Administration set-aside.
Funding	**HOME: $22,197**
Annual Goals Supported	~~Fair Housing~~Housing Advocacy Services
Priority Needs Addressed	Housing Advocacy ~~Fair Housing~~ Services
Target Date for Completion	6/30/2027
Estimate the number and type of families that will benefit from the proposed activities	**50 households** [40 low-income less than 50% AMI; 10 extremely low-income less than 30% AMI]
Location Description	Citywide
Planned Activities	$22,197: 2026 ~~Fair~~ Housing Advocacy Services (Project Sentinel)

Project Title	**#7 –Administration & Planning**
Description	Provide management, planning and implementation of the CDBG & HOME programs as well as monitoring of public services and housing projects.
Funding	**CDBG: ~~$228,000~~ $205,000** **HOME: ~~$ 22,803~~ $22,933.17**
Annual Goals Supported	Administration & Planning
Priority Needs Addressed	Administration & Planning
Target Date for Completion	6/30/2027
Estimate the number and type of families that will benefit from the proposed activities	n/a
Location Description	Citywide
Planned Activities	~~$228,000~~ $205,000: 2026 CDBG Administration and Planning ~~$ 22,803~~ $22,933.17: 2026 HOME Administration and Planning

Describe the reasons for allocation priorities and any obstacles to addressing underserved needs

The allocation of funds is based on the needs and priorities identified in the 2025-2029 Consolidated Plan. The City prioritizes allocations of its CDBG and HOME funds to projects that serve the lowest income households, from 0-50% of Area Median Income (AMI). In addition, public services are an identified funding priority in the Consolidated Plan, and funding is recommended to organizations that provide needed services in the community.

AP-50 Geographic Distribution – 91.220 (f)

Description of the geographic areas of the entitlement (including areas of low-income and minority concentration) where assistance will be directed.

Investments will be allocated citywide for affordable housing services, capital projects, ~~fair housing~~housing advocacy services, and public services.

AP-50 – Geographic Distribution

Target Area	Percentage of Funds
Citywide	100%

Rationale for the priorities for allocating investments geographically

The City does not have plans to prioritize investments geographically. HOME CHDO set-aside funds may be spent in a contiguous jurisdiction if a CHDO development cannot be identified within the City limits.

AP-55 Affordable Housing – 91.220 (g)

Introduction

For the purpose of this section, the term "affordable housing" is defined in the HOME regulations at 24 CFR 92.252 for rental housing and 24 CFR 92.254 for homeownership.

The City of Santa Clara has identified the production and maintenance of affordable housing as the primary objective for the expenditure of federal funds in the Consolidated Plan. While CDBG and HOME funds are limited, the City will continue to allocate funding to affordable housing projects, including owner-occupied rehabilitation. The City has non-federal funding sources that it will use toward the development of affordable housing.

AP-55A – One Year Goals for the Number of Households to be Supported (by Population Type)

Rental Assistance – Housing assistance for programs such as tenant-based rental assistance (TBRA) and one-time payments to prevent homelessness	19
The Production of New Units – New units, including the conversion of non-residential properties.	0
Rehab of Existing Units – Rehabilitation of existing units, including reconstruction. If unit will be acquired and rehabilitated, report the unit only once.	~~26~~27
Acquisition of Existing Units – Housing assistance for programs such as down payment assistance. If the unit will be acquired and rehabilitated, report the unit only once.	0
Total	~~45~~46

AP-55B – One Year Goals for the Number of Households Supported Through (by Program Type)

Rental Assistance – Housing assistance for programs such as tenant-based rental assistance (TBRA) and one-time payments to prevent homelessness.	19
The Production of New Units – New units, including the conversion of non-residential properties.	0
Rehab of Existing Units – Rehabilitation of existing units, including reconstruction. If unit will be acquired and rehabilitated, report the unit only once.	~~26~~27
Acquisition of Existing Units – Housing assistance for programs such as down payment assistance. If the unit will be acquired and rehabilitated, report the unit only once.	0
Total	~~45~~46

Discussion

The goal, as it relates to Affordable Housing, is to assist in the creation and preservation of affordable housing for low income and special needs households through the continuation of the Neighborhood Conservation and Improvement Program (NCIP), rental habilitation of units occupied by low income tenants, TBRA rental subsidies, and new construction.

~~25~~ 26 Households for homeowner housing rehabilitation (CDBG)
~~5~~ 6 Extremely low-income households
20 Low-income households

19 households for TBRA (HOME)
16 Extremely low-income households
3 Low-income households

1 household for CHDO Rental Housing (HOME)
1 Extremely low-income household

AP-60 Public Housing – 91.220 (h)

Introduction

The Santa Clara County Housing Authority (SCCHA) is the regional entity that manages and maintains housing units and administers Housing Choice Voucher programs across the County. SCCHA operates four public housing units located in City of Santa Clara. The housing authority is a HUD-designated Moving to Work (MTW) agency which allows it greater flexibility to design and implement more innovative approaches to providing housing assistance.

SCCHA plans to serve 16,775 households with MTW Housing Choice Vouchers and 907 with local, non-traditional property-based vouchers. County-wide, there are 3,245 existing project-based vouchers. The majority of voucher holders have a tenant-based voucher which is a type of voucher that allows the holder to use the voucher at any housing unit where the landlord will accept the voucher. Data on the number of vouchers in use within the City is unavailable.

Actions planned during the next year to address the needs to public housing

The Santa Clara County Housing Authority (SCCHA) is the regional entity that manages and maintains housing units and administers Housing Choice Voucher programs across the County. SCCHA operates four public housing units located in City of Santa Clara. The housing authority is a HUD-designated Moving to Work (MTW) agency which allows it greater flexibility to design and implement more innovative approaches to providing housing assistance.

For program year 2025, SCCHA plans to serve 18,299 households with MTW Housing Choice Vouchers, 1,270 with local, non-traditional property-based and tenant-based vouchers, and 4 MTW Public Housing units leased for a total of 19,605 households served. The majority of voucher holders have a tenant-based voucher which allows the holder to use the voucher at any housing unit where the landlord will accept the voucher. Data on the number of vouchers in use within the City is unavailable.

Actions to encourage public housing residents to become more involved in management and participate in homeownership

The SCCHA MTW Plan for 2025 states that 377 tenant-based vouchers that the MTW PHA anticipates project - basing for the first time (county-wide); there are 3,599 currently. The City will continue to work closely with the SCCHA to address any needs identified during the program year.

The most immediate need is finding housing units and owners that will accept vouchers. Stakeholder interviews also identified the need for assisting families moving into affordable units with basic necessities. SCCHA re-proposed allocating project-based vouchers to SCCHA-owned projects without competition. This activity was originally proposed and approved by HUD to allow SCCHA to issue Project Based Vouchers (PBVs) to projects owned by SCCHA or a SCCHA affiliate entity without needing to go through a competitive selection process. The re-proposal of this activity would leave the original activity in place and in addition SCCHA is adopting a Housing Opportunities Through Modernization Act (HOTMA) provision that has not yet been implemented by HUD. A modification to Activity 2016-2 will allow SCCHA, at its discretion, to enter into a HAP contract for housing to be rehabilitated or newly constructed even if construction had begun without an AHAP in place.

If the PHA is designated as troubled, describe the manner in which financial assistance will be provided or other assistance

Not applicable.

AP-65 Homeless and Other Special Needs Activities – 91.220 (i)

Introduction

The 2025 Point-in-Time Count identified 10,711 homeless individuals county-wide, which was higher than the 2023 count of 9,903. Of 10,711 persons counted, 7,472 are unsheltered and 3,239 are sheltered. It is estimated that 43% (4,650) of the 10,711 homeless people are chronically homeless with 69% of those chronically homeless being unsheltered. 378 are veterans (4%) with 79% of those being unsheltered. 16% of households are "Families" with 16% of those being unsheltered.

The City of Santa Clara saw a 72% increase in its homeless population up from 461 in 2023 to 794 persons in 2025.

Describe the jurisdictions one-year goals and actions for reducing and ending homelessness including: Reaching out to homeless persons (especially unsheltered persons) and assessing their individual needs.

The City will continue its efforts of housing homeless families through its TBRA program. The goal is to house/keep housed approximately 20 households in its TBRA program. The City will renew its agreement with the County of Santa Clara for FY26/27 to provide intensive case management to approximately 20 chronically homeless individuals referred by the police department. This program is funded with local funds. The County provides housing subsidies for the participants in this program while the City uses its Successor Housing Agency funds to provide the case management and services for the program. HOME-ARP funds will be used to provide TBRA and other supportive services to Qualifying Populations under the HOME-ARP regulations. The City will also continue to offer mobile shower/laundry and case management services on a weekly basis through a partnership with WeHope Dignity on Wheels.

Addressing the emergency shelter and transitional housing needs of homeless persons.

The City does not currently have an emergency shelter or transitional housing facility located within its boundaries. Individuals and families experiencing homelessness are referred to emergency shelter and interim housing programs operated by nonprofit providers in neighboring jurisdictions and administered at the County and Continuum of Care level. The City participates in regional coordination efforts, including Coordinated Entry, to support access to shelter, services, and permanent housing resources. At this time, the City does not anticipate using federal funds to develop or operate an emergency shelter.

Helping homeless persons (especially chronically homeless individuals and families, families with children, veterans and their families, and unaccompanied youth) make the transition to permanent housing and independent living, including shortening the period of time that individuals and families experience homelessness, facilitating access for homeless individuals and families to affordable housing units, and preventing individuals and families who were recently homeless from becoming homeless again.

Particularly for chronically homeless, it is preferable for individuals to receive intensive case management rather than simple information and referral services. Case managers work to assist homeless individuals find housing, connect with resources, and receive services to maintain housing. The provision of case management is person-based rather than shelter-based with the goal of rapid re-housing. The goals of the County 2020-2025 Community Plan to End Homelessness establish a target of creating 6,000 housing opportunities for persons who are homeless. An additional goal is for each of the 6,000 new tenants to have access to the services that will allow them to maintain that housing.

The City will continue to use HOME funds for our TBRA program. The TBRA program is a short-term solution to homelessness (unlike permanent supportive housing for the chronically homeless). The Homeless Survey has shown that families with children are not only a special need population but tend to be underrepresented in Homeless Surveys. The TBRA program will continue to focus on assisting the homeless and at-risk of homelessness population; however, preferences towards families with children, and individuals and/or families exiting housing exclusively designated for domestic violence survivors will be given.

Helping low-income individuals and families avoid becoming homeless, especially extremely low-income individuals and families and those who are: being discharged from publicly funded institutions and systems of care (such as health care facilities, mental health facilities, foster care and other youth facilities, and corrections programs and institutions); or, receiving assistance from public or private agencies that address housing, health, social services, employment, education, or youth needs.

Although the City does not fund programs or activities that specifically help low-income individuals and families avoid becoming homeless who are being discharged from publicly funded institutions or who receive assistance from public or private agencies that address housing, health, social services, employment or youth needs, many of the programs and activities that the City does fund help to prevent homelessness.

Tenant Based Rental Assistance Program (TBRA). Many of the beneficiaries of the TBRA program also receive SNAP (i.e., food assistance), and all receive case management services. The program also allows for assistance to those that are housed, but on the verge of homelessness.

Homeless Prevention Program and Intensive Case Management. The City uses local funds to match county funds for a program that houses up to twenty (20) homeless individuals that are identified by the police department as high users of community resources; some of which had been discharged from facilities and/or jails. This population is also provided case management services. The City also funds the Homelessness Prevention System which provides temporary financial assistance, legal support, and case management to families or individuals who are at risk of losing their housing.

Landlord/Tenant Mediation. This program can indirectly help households stay housed through the mediation of eviction related issues.

Youth needs. The City provides CDBG funding for family and individual counseling needs through the Bill Wilson Center which focuses on the needs of foster children. By administering these programs, it provides The Bill Wilson Center the unique resources to identify homeless families, foster youth in their own system, and households with children in the school system that may be in need of critical needs such as housing, health, employment, education, and other social services.

The City is currently working to complete a City-specific homeless needs assessment and strategic plan. The results of this process will direct future funding for homeless activities and programs.

AP-75 Barriers to Affordable Housing – 91.220 (j)

Introduction

The City faces barriers to affordable housing that are common throughout the Bay Area. High on the list is the lack of developable land, which increases the cost of available lands and increases housing development costs. Local opposition is another common obstacle as many neighbors have strong reactions to infill and affordable housing developments. Opposition is often based on misconceptions, such as an anticipated increase in crime; erosion of property values; increase in parking and traffic congestion; and overwhelmed schools. However, to ensure a healthy economy, the region must focus on strategies and investment that provide housing for much of the workforce in the region – retail salesclerks, firefighters and police, teachers and health service workers – whose incomes significantly limit their housing choices.

Actions it planned to remove or ameliorate the negative effects of public policies that serve as barriers to affordable housing such as land use controls, tax policies affecting land, zoning ordinances, building codes, fees and charges, growth limitations, and policies affecting the return on residential investment.

The City has identified multiple constraints or barriers to the affordable housing and residential investment in its 2023-2031 Housing Element Update, including:

- Land use controls limit the allowed density of housing production;
- Parking requirements increase the cost of housing.
- Income and wages are not consistent with the rising cost of housing;
- A competitive rental and housing market; and/or
- Diminishing public funds

The adopted 2023-2031 Housing Element includes the following actions to remove or ameliorate barriers: Continue to invest in new 100% affordable housing developments, work with nonprofits to acquire and rehabilitate distressed multi-family housing and convert it to low-income housing, update the City zoning ordinance to comply with state laws on reasonable accommodations, the siting of emergency shelters, transitional and supportive housing. Reduce parking requirements for housing development near transit, work with religious institutions to identify possible sites for affordable housing development, encourage ADU development, analyze impact fees, promote construction of accessary units and low-income housing such as shared housing and Single Room Occupancy units, continue to require developers of 10 or more units to provide Below Market Rate units, identifying new sources of affordable housing funding, and more.

AP-85 Other Actions – 91.220 (k)

Introduction

This section discusses efforts in addressing the underserved needs, expanding and preserving affordable housing, reducing lead-based paint hazards, and developing institutional structure for delivering housing and community development activities.

Actions planned to address obstacles to meeting underserved needs

A major obstacle to meeting the needs of the underserved is the limited funding available for public services. The City contributes general funds to fund the tenant/landlord mediation program and the United Way 211 information line.

Actions planned to foster and maintain affordable housing

The City funds Rebuilding Together Silicon Valley to administer a portion of its Homeowner Housing Rehabilitation program. The program addresses building/housing code deficiencies, repair/rehabilitation of deteriorated conditions, and accessibility for persons with disabilities, all to improve the habitability, use and occupancy of owner-occupied housing. Financial assistance is provided in the form of grants. The City also administers its Neighborhood Conservation Improvement Program (i.e., Homeowner Housing Rehabilitation Program). These projects are typically larger in scope than the projects performed by Rebuilding Together Silicon Valley. Financial assistance is provided in the form of loans with flexible terms and below market rates.

The City has a Below Market Purchase Program (BMP). This program requires developers to set aside 15% of newly constructed units for housing affordable to low- and moderate-income homebuyers. The City is in the process of updating the BMP program so that initial buyers will be required to sell to qualified low- and moderate-income buyers keeping these homes affordable for at least 30 years.

Actions planned to reduce lead-based paint hazards

The City undertakes HUD-funded projects in accordance with the Lead-Based Paint Regulations. These regulations most commonly affect residential structures rehabilitated through NCIP. When identified, lead paint will be controlled or abated and disposed of properly to eliminate or reduce the hazard of environmental or human contamination. The City has adopted a written plan to implement the regulations in its NCIP Program and other housing rehabilitation activities.

Actions planned to reduce the number of poverty-level families

On August 22, 2017, the Santa Clara City Council approved a plan establishing the local minimum wage. As of January 1, 2020, the City of Santa Clara minimum wage is adjusted annually based on the regional Consumer Price Index (CPI). The minimum wage as of January 1, 2026, is $18.70 per hour.

The Worker Retention Ordinance that took effect on May 4, 2017, provides much-needed job security to some of the most vulnerable workers. This law protects food and building service workers from mass layoffs when companies switch contractors. It requires that if a company with an office or venue in Santa Clara hires a new contractor or brings services in-house, the workers who currently work at that location must be kept on for a 90-day transition period.

The Santa Clara Unified School District (SCUSD) Adult Education Center has a CalWORKs Site Representative who acts as a liaison for participating CalWORKs students and Santa Clara County Social Services Agency. Some of these responsibilities include ensuring that all participants on campus are remaining in compliance with federal regulations, developing a welfare to work plan, reporting monthly attendance to the County for each participant, and reporting progress reports on a quarterly basis for each participant CalWORKs student to the County. The Adult Education Center also has a Career Advisor for CalWORKs students to help with job placement, resume development, and interviewing skills.

Actions planned to develop institutional structure

The City will continue its participation in the countywide CDBG Coordinators Committee, which increasingly has become a forum for discussion and active planning of common strategies to address the housing and community needs in Santa Clara County. The City also works closely with Cloudburst, a HUD approved TA provider.

Actions planned to enhance coordination between public and private housing and social service agencies

The City will continue its efforts to encourage consortium-building among housing developers, public service providers, and governmental and non-governmental entities. The City has achieved proven results in using federal funds to leverage private funds. The City participates in the quarterly meetings of the Supportive Housing Roundtable, which includes government agencies, housing developers, service providers, legal services and private funders.

Discussion

AP-90 Program Specific Requirements – 91.220 (l) (1,2,4)

Community Development Block Grant Program (CDBG) Reference 24 CFR 91.220(l) (1)

Projects planned with all CDBG funds expected to be available during the year are identified in the Projects Table. The following identifies program income that is available for use that is included in projects to be carried out.

1. The total amount of program income that will have been received before the start of the next program year and that has not yet been reprogrammed	0
2. The amount of proceeds from section 108 loan guarantees that will be used during the year to address the priority needs and specific objectives identified in the strategic plan	0
3. The amount of surplus funds from urban renewal settlements	0
4. The amount of any gran funds returned to the line of credit for which the planned use has not been included in a prior statement or plan	0
5. The amount of income from float-funded activities	0
Total Program Income	**0**

Other CDBG Requirements

The amount of urgent need activities.	0
The estimated percentage of CDBG funds that will be used for activities that benefit persons of low and moderate income. Overall Benefit - A consecutive period of one, two or three years may be used to determine that a minimum overall benefit of 70% of CDBG funds is used to benefit persons of low and moderate income. Specify the years covered that include this Annual Action Plan.	100.00%

HOME Investment Partnership Program (HOME) Reference 24 CFR 91.220(l) (2)

A description of other forms of investment being used beyond those identified in Section 92.205 is as follows:

1. The City does not use HOME funds beyond those identified in Section 92.205. A description of the guidelines that will be used for resale or recapture of HOME funds, if used for homebuyer activities as required in 92.254, are as follows:

   Homeowner Equity – for purposes of this policy, it is defined as the sum of the down-payment, principal paid, and homeowner improvements. Home Equity – for purposes of this policy, it is defined as the amount of HOME investment, adjusted as follows: (1) The HOME investment amount would be reduced if, at the time of the homeowner purchase, the market price is less than the cost of construction, by the amount of that difference; and (2) Beginning after six years of residency by the original buyer, the City would reduce its share of excess proceeds by a maximum of 10% for each additional full year the original buyer resides in the home. After the completion of 15 years of residency by the original buyer, the City would have no interest in recapturing any portion of its original HOME investment.

   In the event of a sale of a HOME-assisted house during the 15-year HOME affordability period, sales proceeds would be distributed in the following order of priority:

   a. Closing costs.
   b. Primary mortgage loan (City or private lender).
   c. Other loans superior to the HOME investment lien (if any have been approved by the City).

   The remaining funds are considered Shared Net Proceeds under the HOME regulations and would be distributed in the following order of priority:

   d. Homeowner Equity, or the amount of Shared Net Proceeds, whichever is less.
   e. Homeowner Shared Net Proceeds. This amount will be the greater of: (1) Homeowner Equity that was paid as described above; or (2) proportionately of the Shared Net Proceeds, according to the formula - Homeowner Equity, divided by the sum of Homeowner Equity plus HOME Equity.
   f. HOME investment. The remainder of the Shared Net Proceeds. If the remaining Shared Net Proceeds are insufficient to repay the full amount of the HOME investment, the City would forgive any of the HOME investment that could not be repaid from the remaining Shared Net Proceeds.

2. **A description of the guidelines for resale or recapture that ensures the affordability of units acquired with HOME funds. See 24 CFR 92.254(a)(4) are as follows:**

   The City secures its HOME funds by recording Deeds of Trust on the title of the property that received the funding. The period of affordability would be a minimum of 15 years.

3. **Plans for using HOME funds to refinance existing debt secured by multifamily housing that is rehabilitated with HOME funds along with a description of the refinancing guidelines required that will be used under 24 CFR 92.206(b), are as follows:**

   The City does not have any plans to use HOME funds to refinance existing debt on multi-family.

4. **HOME funds may be allocated to affordable housing capital projects in contiguous jurisdictions.**

   The City does not plan on using HOME funds to refinance existing debt.

Discussion

CHDO set-aside funds. The City of Santa Clara will consider providing assistance to affordable housing developments in contiguous jurisdictions using CHDO set-aside funds.

TBRA assistance. While it would be ideal for participants to locate housing within the city limits, the program will allow participants to find housing located anywhere within the County of Santa Clara.

95% After Rehab Valuation

The City of Santa Clara may use HOME funds for acquisition purposes. Per CFR 24 92.254 (a)(iii), the City has chosen to determine separate limits for existing housing than the given median purchase price issued by HUD. City staff ~~researched~~ will research the Multiple Listings Service (MLS) to determine the number of single-family and multi-family home sales in compliance with 24.92.254(a)(iii). ~~There were less than 250 sales per months; thus, per 24.92.254 (a)(iii), we were required to compile 3 months of sales figures. The following details the home sales in Santa Clara over the most recent three (3) months for single-family homes and multi-family homes at the time of publication. The numbers below are subject to change prior to submission of the AAP to HUD.~~

City of Santa Clara

2026-2027 Annual Action Plan

Prepared by:

City of Santa Clara
Housing and Community Services Division
Community Development Department
1500 Warburton Ave,
Santa Clara, CA 95050
(408) 615-2490

Contents

Contents 2

Summary of edits from the draft version 3

AP-05 Executive Summary – 91.200 (c), 91.220(b) 4

PR-05 Lead & Responsible Agencies – 91.200 (b) 8

AP-10 Consultation – 91.100, 91.200(b) 91.215 (l) 9

AP-12 Participation – 91.105, 91.200 (c) 13

AP-15 Expected Resources – 91.220 (c) (1,2) 14

AP-20 Annual Goals and Objectives – 91.220(c)(3)& (e) 18

AP-35 Projects – 91.220(d) 22

AP-38 Project Summary 22

AP-50 Geographic Distribution – 91.220 (f) 25

AP-55 Affordable Housing – 91.220 (g) 26

AP-60 Public Housing – 91.220 (h) 27

AP-65 Homeless and Other Special Needs Activities – 91.220 (i) 28

AP-75 Barriers to Affordable Housing – 91.220 (j) 30

AP-85 Other Actions – 91.220 (k) 31

AP-90 Program Specific Requirements – 91.220 (l) (1,2,4) 32

Summary of edits from the draft version

AP-05: Section 2 – The objective "Public Services" was added to Section 2. "Fair Housing" was changed to Housing Advocacy throughout the document. Section 5 was updated with a summary of public comment at the first Public Hearing.

AP-12: Section 1 – It was noted that no public comment outside the public hearing was received.

AP-15: The "Local Funds" amount anticipated was updated from $741,239 to $777,239. The table detailing local funds was updated to add $36,000 for Bill Wilson Family Therapy public service. The "Other Feder Grant Programs" section was updated to note that HOME-ARP funds (approved in the 2021 action plan) were going to be used to fund Next Door Solutions for $30,000 per year over the next two years.

AP-23: The Annual Goals Summary table was updated. CDBG funds for Affordable Housing was updated from $740,000 to $1,020,000. The SVILC Rehab Phase 2 project was deleted from this section as it is already noted in a later section.

Public Services goal was updated, deleting the Bill Wilson Center Counseling activity and updating the funding amounts to the remaining five public services from $30,000 to $36,000.

In the "Estimate the number of extremely low-income, low-income, and moderate-income families to whom the jurisdiction will provide affordable housing as defined by HOME 91.215(b)" section, the number of households served for homeowner housing rehabilitation changed from 26 to 27. The numbers for Extremely low-income households increased from 5 to 6 and low-income households increased from 15 to 20.

AP-38: The Project "Public Services" was updated. The Bill Wilson Center Counseling activity was deleted and the funding amounts to the remaining five public services increased from $30,000 to $36,000. The number of persons assisted reduced from 470 to 370 persons.

The Project "Homeowner Housing Rehab and Minor Repair" was updated. The number of households assisted increased from 25 to 26.

AP-55A: The number of "Rehab of Existing Units – Rehabilitation of existing units, including reconstruction. If unit will be acquired and rehabilitated, report the unit only once" was increased from 26 to 27 and the total number increased from 45 to 46.

AP-55B: The number of "Rehab of Existing Units – Rehabilitation of existing units, including reconstruction. If unit will be acquired and rehabilitated, report the unit only once" was increased from 26 to 27 and the total number increased from 45 to 46. The "Discussion" section was updated with the new number of homeowner housing rehabilitated from 25 to 26 and the number of Extremely low-income households changed from 5 to 6.

AP-05 Executive Summary – 91.200 (c), 91.220(b)

1. Introduction

The City of Santa Clara (City) is an entitlement city that receives federal funding from the Department of Housing and Urban and Development (HUD). The City receives Community Development Block Grant (CDBG) funds and HOME and Investment Partnerships (HOME) funds.

CDBG funds address community development needs through public service activities and capital improvement projects. At least seventy percent (70%) of gross funding is used to serve low- to moderate- income households. Eligible projects and activities must meet one of the following national objectives: 1) Benefit low- and moderate-income persons; 2) Prevention or elimination of slums or blight; or 3) Address community development needs having an urgency because existing conditions pose a serious and immediate threat to the health or welfare of the community, and other funding is not available.

HOME funds are used for the development of affordable housing options such as building, and/or rehabilitating affordable rental housing and providing direct Tenant Based Rental Assistance to low-income households.

The City is required to develop a 5-Year Consolidated Plan that identifies the goals and needs of the community. During the Consolidated Plan cycle, the City must develop Annual Action Plans (AAPs) which detail projects and activities to be funded during the program year in support of the identified goals and needs. In 2025, the City collaborated with the County of Santa Clara and other entitlement jurisdictions to develop the 5-year Consolidated Plan. The Consolidated Plan identifies and prioritizes public services and housing-related needs across the region and for the City of Santa Clara. The purpose of the Consolidated Plan is to guide the City to:

- Assess their affordable housing and community development needs and market conditions,
- Make data-driven, place-based investment decisions; and
- Conduct community-wide discussions to identify housing and community development priorities that align and focus on eligible activities for HUD funding.

The 5-Year Consolidated Plan is supported by the Annual Action Plan (AAP). The AAP documents annually how the City anticipates it will use HUD funding consistent with the goals and needs identified in the Consolidated Plan. This is the second AAP for the 2025-2030 Consolidated Plan cycle.

2. Summarize the objectives and outcomes of the Plan

The Annual Action Plan supports the goals and needs identified in the Consolidated Plan as stated below:

- **Affordable Housing**. Increasing the supply of affordable housing and rehabilitating affordable housing developments.
- **Public Services.** Nonprofit partners provide services of need to lower income households
- **Homelessness.** Stabilizing persons at-risk of and experiencing homelessness through housing, and supportive services by facilitating access to mental health and addiction recovery services.
- **Public Facilities.** Improve neighborhood safety through the installation of ADA curb cuts, street lighting, enhanced crosswalks and park improvements.

  Housing Advocacy. Improve navigation and case management services for residents needing housing, legal services (related to housing) and basic services including documentation assistances.

3. Evaluation of past performance

The last Consolidated Annual Performance Evaluation Report (CAPER) submitted to HUD was for 2024-2025 (PY2024). The following are the highlights of the accomplishments reported in support of the Consolidated Plan goals:

- Affordable Housing. The Tenant Based Rental Assistance program assisted 19 households, and between the NCIP program and Rebuilding Together Silicon Valley, there were 18 households assisted.
- Public Services. There were 569 households that benefited from public services provided by three non-profit agencies and other city funded programs. 1,383 persons received a variety of public services from four non-profit agencies.
- Homelessness. 583 households benefited from case management services provided by local non-profit agencies. The majority of these households were assisted with local funds. Further, 19 TBRA households, which have already been counted under the Affordable Housing goal, also received case management services.
- Housing Advocacy Services. Project Sentinel assisted 18 households with housing advocacy services.

4. Summary of Citizen Participation Process and consultation process

During the development of the 2026-2027 Annual Action Plan, two public hearings are held to solicit public comment to help identify community needs, and non-profit agencies that could provide services to address those identified needs. One of the hearings is held during the drafting phase of the Plan as required by HUD. 30-day public comment periods for each Public Hearing will occur and all public comments will be noted in the Annual Action Plan.

Public Hearing #1. This Public Hearing satisfies the Citizen Participation Plan requirement to hold at least one Public Hearing during the drafting phase of the Annual Action Plan. This Public Hearing gives the public its first opportunity to provide input. The Public Hearing for the 2026-2027 Annual Action Plan (DRAFT) is scheduled for March 24, 2026, at the regularly scheduled City Council Meeting.

Public Hearing #2. The second and final Public Hearing is scheduled for May 5, 2026. This Public Hearing will provide a final opportunity for public comment/input. The final version of the 2026-2027 Annual Action Plan (FINAL) will be presented. Any comments will be included in the final version of the Annual Action Plan prior to its submission to HUD.

Public Noticing. The noticing follows the Citizen Participation Plan requirements. The following information for the 2026-2027 Annual Action Plan was publicly noticed in The Santa Clara Weekly on February 18, 2026, noticed via email to community non-profits, posted on the City website, and copies were accessible at City Hall:

1) Notice of the start of the 30-day Public Comment Period (February 20, 2026 – March 24, 2026) for the DRAFT version of the 2026-2027 Annual Action Plan.
2) Notice of Public Hearing #1 on March 24, 2026, for the DRAFT version of the 2026-2027 Annual Action Plan.
3) Notice of the start of the 30-day Public Comment Period (April 2, 2026 – May 5, 2026) for the FINAL version of the 2026-2027 Annual Action Plan.
4) Notice of Public Hearing #2 on May 5, 2026, for the FINAL version of the 2026-2027 Annual Action Plan.

5. Summary of public comments

30-Day Public Comment Period 1

There was no public comment received outside the Public Hearing #1.

Public Hearing #1 (March 24, 2025, Agenda Item 26-135):

Councilmember Cox made a comment regarding the need for more funding for homeless programs. She pointed out the increase in unhoused people during the latest Point In Time Count, and that funding for homeless programs stayed unchanged. City staff stated that the City uses HOME funds for the City's Tenant Based Rental Program which assists homeless households and those at risk of homelessness with rental subsidies, but that the HOME allocation is smaller than CDBG and typically stay the same year to year. Staff also stated that CDBG funds have a cap for public service activities.

Councilmember Jain made a comment regarding the selection process for public service funding; that many groups were not considered for funding in this Annual Action Plan process. City staff clarified that a Notice of Funding was completed prior to FY24/25 for a three-year period. Staff noted that the next funding cycle would be in the Fall of 2028 for a two-year funding period. Staff also noted that non-profits need to have a certain amount of staff capacity and knowledge to administer federal funds. Councilmember Jain also asked why the "Prior Year" funding amount was so high. Staff stated that was due to the City not spending down FY25/26 funding due to concerns with new executive order requirements.

Councilmember Hardy made a similar comment as Councilmember Jain and asked about the performance of the public service agencies being funded. Staff noted that the Consolidated Annual Performance Report (CAPER) reports on the agencies ability to attain stated goals. If there concerns at the time of the report or during the quarterly reporting the agencies are required to complete, staff addresses those concerns. Councilmember Hardy also asked when we would know for sure how much funding the City would receive.

Councilmember Park made a comment regarding having workshops/sessions with the public to illicit feedback on public service activities needed and their experiences with the public service agencies we currently fund.

A representative from the Bill Wilson Center, Pilar Furlong, appeared for comment. She stated that the current program year, (PY25/26) has been challenging due to the City not funding public services as stated in the 25/26 Annual Action Plan. It is also difficult for agencies to budget for the upcoming 26/27 program year when there is still uncertainty whether the City will accept federal funding. She also voiced her disappointment that the public service funds that were not spent this year cannot be rolled over and spent in the following year due to HUD's public service cap.

30-Day Public Comment Period 2

TBD.

Public Hearing #2:

TBD.

6. Summary of comments or views not accepted and the reasons for not accepting them

All comments received during Public Hearings and the Public Comment Period were noted and considered. The City attempts to incorporate all feedback.

7. Summary

CDBG-funded public services continue to be a great asset to the community, with many of the programs focusing on the senior population, persons with disabilities, and unhoused residents. The City will continue to seek out creative solutions to improve its grants management program that are consistent with the City Council direction and the 2025-2030 Consolidated Plan.

PR-05 Lead & Responsible Agencies – 91.200 (b)

Describe agency/entity responsible for preparing the Consolidated Plan and those responsible for administration of each grant program and funding source.

The City of Santa Clara Housing and Community Services Division is the agency responsible for preparing the Consolidated Plan and administering the CDBG and HOME grants, as shown in **Table 1.**

Table 1 – Responsible Agencies

Agency Roll	Name	Department/Agency
CDBG Administrator	City of Santa Clara	Housing & Community Services Division
CDBG Administrator	City of Santa Clara	Housing & Community Services Division

Narrative

Lead and Responsible Agency

The City of Santa Clara (City) is the Lead and Responsible Agency for the United States Department of Housing and Urban Development (HUD) entitlement programs in the City of Santa Clara. Housing and Community Services, a division of the Community Development Department, is responsible for administering the HUD entitlement grants, including the Community Development Block Grant (CDBG) and HOME Investment Partnerships (HOME).

Entitlement jurisdictions receive entitlement funding (i.e., non-competitive, formula funds) from HUD. By federal law, the City is required to submit a five-year Consolidated Plan and Annual Action Plans to HUD that detail the City's priorities and strategies for the use of its federal funds.

Public Contact Information

Adam Marcus,
Division Manager, Housing and Community Services
amarcus@SantaClaraCA.gov
408-615-2451

Eric L. Calleja
Housing Development Officer
ecalleja@SantaClaraCA.gov
408-615-2498

Website: https://www.santaclaraca.gov/our-city/departments-a-f/community-development/housing- community-services-division

AP-10 Consultation – 91.100, 91.200(b) 91.215 (l)

Introduction

The 2026-2027 Annual Action Plan was prepared by City staff with input from a variety of local and regional stakeholders including public service providers, affordable housing developers, and County partners. Service partners administer projects and activities that align with the goals and objectives of the Consolidated Plan.

Provide a concise summary of the jurisdiction's activities to enhance coordination between public and assisted housing providers and private and governmental health, mental health and service agencies (91.215(l)).

The jurisdiction coordinates housing and supportive services through ongoing collaboration with public and assisted housing providers, local health and behavioral health agencies, and nonprofit service organizations. Coordination is achieved through regular interagency meetings, participation in Continuum of Care planning, and formal and informal referral networks.

The Santa Clara Housing Authority (SCHA) administers the Housing Choice Voucher program. The City TBRA administrators and City staff have worked with SCHA in the past to assist long standing clients of the TBRA program to acquire long-term vouchers. Typically, these are previously homeless households that did not initially qualify for permanent supportive housing and were not able to improve their income and housing situation by the end of the TBRA program term. Coordination and case management services resulted in some families receiving 10-year Emergency Housing Vouchers.

The City uses CDBG funds for the Bill Wilson Family Therapy/School Outreach/Grief Counseling. This public service provides mental health services to youth and their families to cope with high-risk behavior choices, family conflict, and grief counseling. The City also funds the County Office of Supportive Housing to provide case management services to a portion of the City homeless population. In addition, Abode Services administers the TBRA program and uses local funds to provide case management services for TBRA clients.

Describe coordination with the Continuum of Care and efforts to address the needs of homeless persons (particularly chronically homeless individuals and families, families with children, veterans, and unaccompanied youth) and persons at risk of homelessness.

The Santa Clara County Continuum of Care (CoC) is a multi-sector group of stakeholders dedicated to reducing and preventing homelessness in the County of Santa Clara (County). The CoC Board is comprised of the same individuals who serve on the Destination: Home Leadership Board. Destination: Home, a program of The Health Trust, is a public-private partnership implementing collective impact strategies to end homelessness in Santa Clara County. Its mission is to drive and align resources to create permanent housing and sustainable support systems built for the long term.

The CoC primary responsibilities are to coordinate large-scale implementation efforts to reduce and prevent homelessness. The CoC is governed by the Santa Clara CoC Board (CoC Board), which is committed to supporting and promoting a systems-change approach to preventing and reducing homelessness. The organization is improving how systems work together to end homelessness, as well as protect individuals and families at risk of becoming homeless.

The City of Santa Clara, having endorsed the 2020-2025 Santa Clara County Community Plan to End Homelessness, convened a Homelessness Taskforce in April 2022. The Taskforce included stakeholders with a range of perspectives and experience who can help identify priorities and provide recommendations on the development of a City Plan to reduce the impacts of Homelessness. The City partnered with the non-profit, Homebase, to facilitate the taskforce and to develop a City-centric Plan. A draft of this plan was presented in January 2023 at a City Council Study Session and the City Council directed staff to move forward with a new street-based case management and short-term hotel stay program. In addition, City staff meet regularly with the County's Office of Supportive Housing and participate in a north county homelessness working group.

The results of the 2025 Point in Time Homeless Count ("Count") showed a 72% increase in homelessness since 2023 (461 to 794). By comparison, the Countywide count showed an 8% increase. Of the 794 persons, 464 had completed VI-SPDAT assessments. Of those 464, 325 were single adults and 104 were families with children and 35 were single youth and young adults. The City intends to use HOME funds to continue the focus of reducing homelessness for families with children. The City also intends to use HOME ARP funds to provide supportive services to a variety of HOME ARP qualifying populations.

Describe agencies, groups, organizations, and others who participated in the process and describe the jurisdiction's consultation with housing, social service agencies and other entities.

Agency/Group/Organization	**Bill Wilson Center**
Agency/Group/Organization Type	Housing Services – Children Services – Homeless
What section of the Plan was addressed by Consultation?	Housing Need Assessment Homelessness Needs – Unaccompanied youth Non-Homeless Special Needs
Briefly describe how the Agency/Group/Organization was consulted. What are the anticipated outcomes of the consultation or areas for improved coordination?	Staff is consulted on services needed for transitional aged youth.

Agency/Group/Organization	**County of Santa Clara Office of Supportive Housing**
Agency/Group/Organization Type	Publicly Funded Institution/System of Care Other government – County
What section of the Plan was addressed by Consultation?	Housing Need Assessment Homeless Needs – Families with children Market Analysis Homeless Needs – Chronically Homeless
Briefly describe how the Agency/Group/Organization was consulted. What are the anticipated outcomes of the consultation or areas for improved coordination?	Staff met with the Santa Clara County Office of Supportive Housing on several occasions to discuss the City response to homelessness and partnership opportunities.

Agency/Group/Organization	**Abode Services**
Agency/Group/Organization Type	Services – Housing
What section of the Plan was addressed by Consultation?	Homeless Needs – Families with children
Briefly describe how the Agency/Group/Organization was consulted. What are the anticipated outcomes of the consultation or areas for improved coordination?	Staff is consulted on improvements to the City TBRA program.

Agency/Group/Organization	**Senior Adult Legal Services (SALA)**
Agency/Group/Organization Type	Services – Elderly Persons
What section of the Plan was addressed by Consultation?	Non-Homeless Special Needs
Briefly describe how the Agency/Group/ Organization was consulted. What are the anticipated outcomes of the consultation or areas for improved coordination?	Submitted public comment at both public hearings; highlighting the need for the services they provide.

Agency/Group/Organization	**Next Door Solutions to Domestic Violence**
Agency/Group/Organization Type	Services – Housing
What section of the Plan was addressed by Consultation?	Homelessness Needs – Families with children and domestic violence and human trafficking survivors. Homelessness Strategy.
Briefly describe how the Agency/Group/Organization was consulted. What are the anticipated outcomes of the consultation or areas for improved coordination?	Submitted public comment at public hearings; highlighting the need for the services they provide.

Agency/Group/Organization	**Homebase**
Agency/Group/Organization Type	Regional policy consultant that builds capacity to address homelessness systematically
What section of the Plan was addressed by Consultation?	AP-65 Homelessness and Other Special Needs Activities.
Briefly describe how the Agency/Group/Organization was consulted. What are the anticipated outcomes of the consultation or areas for improved coordination?	Helped prepare a set of local strategies to address homelessness and its impacts in the City. Homebase also helped prepare the HOME ARP plan which was approved by HUD.

Identify any Agency Types not consulted and provide rationale for not consulting:

The City did not reach out to broadband-specific providers/organizations. Local internet providers all provide low-cost options and/or discounts to low-income households. Further, broadband infrastructure is typically a county-led activity if it is shown to be a need.

Although the City works with organizations whose primary responsibilities include the management of flood prone areas, public land or water resources, and emergency management agencies on normal public business, these organizations were not specifically consulted for the Annual Action Plan. Issues related to such agencies were not mentioned as an issue in the Consolidated Plan survey.

Describe other local/regional/state/federal planning efforts considered when preparing the Plan

Name of Plan	Lead Organization	How do the goals of your Strategic Plan overlap with the goals of each plan?
Continuum of Care	Continuum of Care Council	The Continuum of Care works to alleviate the impact of homelessness in the community through the cooperation and collaboration of social service providers. This effort aligns with the Strategic Plan goal to end homelessness including rental assistance, homeless prevention programs, case management, outreach activities and support of facilities.
Housing Element	City of Santa Clara	The actions in the Housing Element are consistent with the Strategic Plan, most notably in the provision of adequate sites appropriate for a range of housing types and in promoting preservation and development of affordable housing including supportive housing for persons with disabilities. The Housing Element was adopted in mid-2023.
City of Santa Clara Homelessness Strategic Plan (2023)	City of Santa Clara City Council	In 2022 the City conducted a six-month Homelessness Taskforce process and worked with nonprofit consultant Homebase to develop a draft strategic plan. The plan was reviewed in January 2023. The draft plan includes strategies to reduce homelessness, connect unhoused residents with basic needs, case management, and housing opportunities.
Santa Clara County Seniors Agenda	Santa Clara County	The City outreach for the 5-year Consolidated Plan showed senior needs and services as a high priority. Seniors Agenda 2024 report speaks to the needs for seniors, and the City uses CDBG funds to support many of the activities and needs noted.
Community Plan to End Homelessness in Santa Clara	Destination Home	The 2020-2025 Community Plan to End Homelessness is a five-year plan to guide governmental, nonprofits, and other community members as they make decisions about funding, programs, priorities and needs. This Annual Action Plan aligns with the County's Plan for reducing homelessness with programs such as the City's TBRA program, homeless prevention programs, case management, outreach activities & support of facilities.

AP-12 Participation – 91.105, 91.200 (c)

1. Summarize citizen participation process and how it impacted goal setting.

The City outreach efforts to obtain community input included two public hearings before City Council (one during the drafting phase of the AAP), noticing the AAP and hearings, and posting the draft AAP on the City website. The table below summarizes the results of the City efforts.

Citizen Participation Outreach

Mode of Outreach	Target of Outreach	Summary of response/ attendance	Summary of comments received	Summary of comments not accepted and reasons	URL (If applicable)
Public Hearing	Non-targeted/ broad community	Public Hearing #1 was noticed in The Santa Clara Weekly on February 18, 2026. City Council Meeting – March 24, 2026, during the drafting phase of the Plan.	There was no public comment received outside the Public Hearing #1.	All comments were accepted and noted.	n/a
Public Hearing	Non-targeted/ broad community	Public Hearing #2 was noticed in The Santa Clara Weekly on February 18, 2026. The City Council Meeting on May 5, 2026, presented the final version of the Plan.	See AP-05, section 5 (Public Comment Summary).	All comments were accepted and noted.	n/a
Newspaper	Non-targeted/ broad community	Publicly noticed in The Santa Clara Weekly on February 18, 2026, and also noticed via email to community non-profits, posting on the City website, and having copies accessible at City Hall: Notice of 30-day Public Comment Period for the DRAFT 2026-2027 Annual Action Plan. Notice of Public Hearing #1 for the DRAFT 2026-2027 Annual Action Plan on March 24, 2026. Notice of 30-day Public Comment Period for the FINAL 2026-2027 Annual Action Plan. Notice of Public Hearing #2 for the FINAL 2026-2027 Annual Action Plan on May 5, 2026.	TBD	All comments were accepted and noted.	n/a

AP-15 Expected Resources – 91.220 (c) (1,2)

Introduction

The City of Santa Clara estimates the following federal resources for the 2026 Program Year (FY26/27):

CDBG Funds: The total CDBG resources expected to be available for FY26/27 is $1,580,000. This total is made up of the annual CDBG entitlement from HUD, Prior Year Resources (i.e., funds that are being re-programmed and/or funds that were programmed but not spent), and Program Income (income generated from prior CDBG projects). The breakdown of the Expected Resources is:

- Annual Entitlement Funds $1,020,000
- Estimated Prior Year Balance* $ 440,000
- Estimated FY22/23 Program Income $ 120,000

*$180,000 in prior year resources are from 2025 funds allocated to Public Services. The City has yet to accept its 2025/2026 HOME and CDBG funds as of the publishing of this Plan; thus, the funds could not be used for Public Services. Due to HUD regulations that restricts the amount of CDBG funds that can be spent on Public Services each year, those funds will need to be reprogrammed in the new 2026 Program Year to Capital Improvement Projects.

CDBG CONTINGENCY LANGUAGE

More than expected: If the City receives more CDBG Entitlement funding than expected, funds will be used for the City Homeowner Rehabilitation Program (i.e., NCIP) and/or the Minor Repair Program. The City reserves the option to provide more funding for public services if the Public Service Cap allows for another agency to be funded to at least $30,000.

Less than expected: If the City receives less CDBG Entitlement funding than expected, the Public Service and Administration Caps will be recalculated and amounts adjusted. If the re-calculation results in a Public Service Cap of less than $180,00, the City will need to reduce its number of Public Service agencies to come under the newly calculated Public Service Cap. Further, the amount allocated to the Minor Repair Program may need to be reduced. All Program Income is placed in the Revolving Loan Fund for use in the NCIP program.

HOME Funds: The total HOME resources expected to be available for FY26/27 is $770,000. This is made up of the annual HOME entitlement from HUD, Prior Year Resources (funds being re-programmed and/or funds that were programmed but not spent), and Program Income (income generated from prior projects). The breakdown of the source of funds is:

- Annual Entitlement Funds $350,000
- Estimated Prior Year Balance $410,000
- Estimated FY26/27 Program Income** $ 10,000

**HOME Program Income (PI). The City estimates it will receive $100,000 in PI in the FY26/27. Ten percent; or $10,000 will be programmed in this 2026 Annual Action Plan for administrative costs as allowed by HOME regulations. The other 90% ($90,000) will be programmed next year in the 2027 Annual Action Plan.

In accordance with HOME regulations, CHDO set-aside funds not used for the set-aside purpose are allowed to be reprogrammed to non-CHOD activities after two years. The City will reprogram old CHDO dollars for TBRA.

HOME CONTINGENCY LANGUAGE

More than expected: If the City receives more HOME funds than expected, the CHDO set-aside amounts, and the Administration amounts will be recalculated. All remaining funds will be used for the TBRA Program.

Less than expected: If the City receives less HOME Entitlement funding than expected, the CHDO set-aside amounts, and the Administration amounts will be recalculated. The TBRA program will then be reduced in funding.

LOCAL Funds: The City anticipates it will leverage $777,239 of local funds for public services.

AP-15 Table – Expected Resources Priority Table

Program	Source of Funds	Uses of Funds	Annual Allocation Expected Year 2	Program Income Expected Year 2	Prior Year Resource Expected Year 2	Total Expected Year 2	Expected Amount Available Remainder of ConPlan	Narrative Description
CDBG	Public-Federal	Acquisition Housing Rehab Capital Improvement Projects – Public Facilities Capital Improvement Projects – Affordable Housing Public Services Admin. & Planning	$1,020,000	$120,000	$440,000	$1,580,000	$3,000,000	CDBG funds may be used for: 1) Land acquisition for affordable housing; 2) NCIP program and Minor Repair Program; 3) Public Infrastructure and other public facility improvements; 4) Capital Improvements to affordable housing; 5) Public services; 6) Administration and planning. **$180,000 from 2025 funds, previously committed to Public Services, will be reprogrammed to Capital Improvement Projects.*
HOME	Public-Federal	CHDO and regular HOME rental projects, such as property acquisition, new const., and/or rehabilitation. Homeowner Rehabilitation TBRA Admin. and Planning for HOME programs and activities. Housing Advocacy Services	$350,000	$10,000	$410,000	$770,000	$1,050,000	HOME funds may be used for: 1) TBRA; 2) NCIP; 3) Rental development and/or rehab; 4) Housing Advocacy Services; 5) Admin. & Planning. Approx. $125,000 of the Prior Year Resources is Program Income received in FY25/26. Approximately $100,000 in Program Income is expected in FY26/27. 10% of that will be programmed in this action plan for administrative activities and drawn during the program year. The remaining estimated $90,000 will be programmed in FY27/28. If Program Income exceeds $100,000, the City will continue using 10% for admin.

Explain how federal funds will leverage those additional resources (private, state and local funds), including a description of how matching requirements will be satisfied

Federal funds will leverage local funds (i.e., General Funds, City Affordable Housing Funds, and City Housing Successor Funds) to increase project efficiencies and benefit from economies of scale. The HOME match requirement will be met through the waiving of property taxes on past HOME-funded multi-family affordable developments.

The following details the activities that will be funded with local dollars to provide other non-federally funded Public Services:

Funds	Funding Source	Activity	Agency	Beneficiaries
$160,697	City Affordable Housing Fund (CAHF)	TBRA Case Management	Abode Services	20 households
$140,000	City Housing Successor Fund (CHSF)	TBRA Case Management	Abode Services	n/a
$220,000*	City Housing Successor Fund (CHSF)	Intensive Case Management	County of Santa Clara	20 households
$ 30,000*	City Affordable Housing Fund (CAHF)	Intensive Case Management	County of Santa Clara	n/a
$100,000*	City Affordable Housing Fund (CAHF)	Homeless Prevention Program	County of Santa Clara	175 households
$ 70,542	General Fund	Landlord/Tenant Mediation	Project Sentinel	100 persons
$ 15,000	General Fund	Ombudsman Program	Catholic Charities	380 persons
$ 5,000	General Fund	Referral Hotline Program	United Way 211	500 persons
$ 36,000	General Funds	Family Therapy/School Outreach/Grief Counseling	Bill Wilson Center	100 persons
$777,239	**Total amount of local funds committed**			

***The total amount being funded is for a two-year agreement.**

Other Federal Grant Programs

2021 HOME-ARP funds will continue to be used to fund services for domestic violence survivors, which is one of the Qualifying Populations under the City's HOME-ARP Plan. Next Door Solutions will continue to be funded at $30,000 per year over the next two fiscal year cycles from the City's HOME-ARP funds.

Additional federal programs that fund community development and affordable housing activities include: Section 8 Housing Choice Voucher Program; Section 202; Section 811; and Affordable Housing Program (AHP) through the Federal Home Loan Bank. These programs are provided by Santa Clara County Housing Authority and affordable housing developers.

If appropriate, describe publicly owned land or property located within the jurisdiction that may be used to address the needs identified in the plan

The City has identified two city-owned sites for potential redevelopment:

3575 De La Cruz: The City Council entered into an Exclusive Negotiation Rights Agreement (ENA) with Habitat for Humanity East Bay/Silicon Valley. The proposed development will be 15 100% affordable, for-sale townhomes. The project is in predevelopment until additional subsidies can be secured.

1031 El Camino Real: The City owns a vacant 0.75-acre site that was previously used for a motel and gas station. The City is exploring next steps for this project in FY 2026/2027.

AP-20 Annual Goals and Objectives – 91.220(c)(3)& (e)

Goal Descriptions

Goal Name	Affordable Housing
Goal Description	Assist in the creation and preservation of affordable housing for low income and special needs households through continuation of the Neighborhood Conservation and Improvement Program (i.e., Homeowner Housing Rehabilitation, rental habilitation of units occupied by low-income tenants, TBRA rental subsidies, and new construction.

Goal Name	Homelessness
Goal Description	Support activities, consistent with Continuum of Care strategies, to prevent and end homelessness. This includes building affordable housing for people who are homeless or at risk of homelessness as well as the provision of support services.

Goal Name	Public Services
Goal Description	Support activities that provide basic needs to lower income households and special needs populations. Services would be provided to low-income households, elderly individuals, homeless persons, people with disabilities, and victims of domestic violence.

Goal Name	Housing Advocacy Services
Goal Description	Promote housing advocacy, through the following activities: housing education, housing testing, housing assistance hotline, and landlord-tenant mediation.

Goal Name	Public Facilities
Goal Description	Improve accessibility for persons with physical disabilities by identifying and repairing intersections for accessibility, mostly through curb cuts. Also providing upgrades and improvements to non-profit facilities that serve low-income households.

Goal Name	Planning & Administration
Goal Description	Provide management, planning and implementation of the CDBG & HOME programs as well as monitoring of public services and housing projects.

AP-23 Annual Goals Summary									
Goal	**Category**	**Needs Addressed**	**Objective**	**Outcome**	**Start Year**	**End Year**	**Geographic Area Included**	**Funding Allocated**	**Narrative & Goal Outcome Indicators**
Affordable Housing	Affordable Housing	Affordable Housing	Provide decent affordable housing	Affordability	2026	2027	Citywide	CDBG $1,020,000 HOME $725,000	Assist in the creation and preservation of multi-family rental housing for low income and special needs households, rehabilitation of low-income owner-occupied housing through the NCIP, TBRA rental subsidies, and/or new construction. <u>CDBG</u> $698,000 NCIP Loans & Grants Homeowner Housing Rehabilitation (6 Housing Units) $122,000 NCIP Project Delivery Costs $200,000 Minor Repair Program – Rebuilding Together Silicon Valley Homeowner Housing Rehabilitation (20 Housing Units) <u>HOME</u> $672,500 Tenant Based Rental Assistance TBRA/Rapid Rehousing (19 Households) $52,500 CHDO Set Aside Rental units rehabilitated (1 Housing Unit)

AP-23 Annual Goals Summary (continued)									
Goal	Category	Needs Addressed	Objective	Outcome	Start Year	End Year	Geographic Area Included	Funding Allocated	Narrative & Goal Outcome Indicators
Public Services	Non-Homeless Special Needs	Non-Homeless Special Needs	Create economic opportunities	Availability/ Accessibility	2026	2027	Citywide	CDBG $180,000	Support activities that provide basic needs to lower income households and special needs populations. Services would be provided to low-income households, elderly individuals, homeless persons, people with disabilities, and victims of domestic violence. $36,000 Heart of the Valley Support & Transportation Services Public Service Activities other than low/moderate income housing benefit (100 Persons) $36,000 Hope Services Educational Services Public Service Activities other than low/moderate income housing benefit (100 Persons) $36,000 Loaves and Fishes Meals on Wheels Public Service Activities other than low/moderate income housing benefit (20 Persons) $36,000 Senior Adult Legal Assistance Public Service Activities other than low/moderate income housing benefit (100 Persons) $36,000 Silicon Valley Independent Living Ctr. Housing search and counseling Public Service Activities other than low/moderate income housing benefit (70 Persons) LOCAL FUNDS (see page 17)

AP-23 Annual Goals Summary (continued)									
Goal	**Category**	**Needs Addressed**	**Objective**	**Outcome**	**Start Year**	**End Year**	**Geographic Area Included**	**Funding Allocated**	**Narrative & Goal Outcome Indicators**
Housing Advocacy Services	Non-Homeless Special Needs	Non-Homeless Special Needs	Create economic opportunities	Availability/ Accessibility	2026	2027	Citywide	HOME $22,197	Promote housing advocacy through the following activities: education, housing testing, housing assistance hotline, and landlord/tenant mediation. These funds are part of the HOME Administration set-aside. $22,197 Project Sentinel Housing Advocacy Public Service Activities other than low/moderate income housing benefit (50 Persons)
Public Facility Improvements	Non-Homeless Special Needs	Non-Homeless Special Needs	Create economic opportunities	Availability/ Accessibility	2026	2027	Citywide	CDBG $152,000	Also, making facility improvements to non-profit public facilities that serve low-income households. $152,000 Silicon Valley Independent Living Ctr. Improvements to a non-profit facility that houses adults with disabilities. Public Facility or Infrastructure for low/moderate income housing benefit (4 Households)
Administration and Planning	Other	Administration & Planning	Create economic opportunities	Availability/ Accessibility	2026	2027	Citywide	CDBG $228,000 HOME $22,803	Provide management, planning and implementation of the CDBG & HOME programs as well as monitoring of public services and housing projects.

Estimate the number of extremely low-income, low-income, and moderate-income families to whom the jurisdiction will provide affordable housing as defined by HOME 91.215(b).

26 Households for homeowner housing rehabilitation (CDBG)
6 Extremely low-income households and 20 Low-income households

19 households for TBRA (HOME)
16 Extremely low-income households and 3 Low-income households

1 household for CHDO Rental Housing (HOME)
1 Extremely low-income household

AP-35 Projects – 91.220(d)

Introduction

The activities that the City will undertake in FY26/27 using CDBG and HOME funds include: Homeowner Rehabilitation, Tenant Based Rental Assistance, Public Facility Improvements, Public Services and Program Administration and Planning, to benefit low and moderate-income residents. The activities meet one or more priority needs identified in the 5-Year Consolidated Action Plan. In addition to the projects and activities funded with HUD funds as noted in table AP-35 – Project Information Summary, the City also funds other Public Service Activities with local funds (see page 17).

AP-38 Project Summary

Project Title	**#1 – Public Services**
Description	Public service activities other than low/mod income housing benefit that primarily benefit low to low-mod income persons and/or households.
Funding	**CDBG: $180,000**
Annual Goals Supported	Public Services
Priority Needs Addressed	Public Services
Target Date for Completion	6/30/2027
Estimate the number and type of families that will benefit from the proposed activities	**370 persons** [180 moderate income at less than 80% AMI; 80 low-income less than 50% AMI; 110 extremely low-income less than 30% AMI]
Location Description	Citywide
Planned Activities	$36,000: 2026 Support & Transportation Services for Seniors (Heart of the Valley) [LMC/5A/100 persons] $36,000: 2026 Educational Services (Hope Services) [LMC/5B/100 persons] $36,000: 2026 Meals on Wheels (Loaves & Fishes) [LMC/5A/20 persons] $36,000: 2026 Legal Services Senior Adult Legal Services (SALA) [LMC/5C/80 persons] $36,000: 2026 Silicon Valley Independent Living Center [LMC/5B/70 persons]

Project Title	**#2 – Homeowner Housing Rehab and Minor Repair**
Description	Financial assistance for low-income homeowners to make necessary repairs to their homes to address health and safety issues.
Funding	**CDBG: $1,020,000**
Annual Goals Supported	Affordable Housing
Priority Needs Addressed	Affordable Housing
Target Date for Completion	6/30/2027
Estimate the number and type of families that will benefit from the proposed activities	**26 households** [20 low-income less than 50% AMI; 6 extremely low-income less than 30% AMI]
Location Description	Citywide
Planned Activities	$200,000: 2026 Homeowner Minor Repair Program (Rebuilding Together Silicon Valley) [LMH/14A/20 households] $698,000: 2026 NCIP [LMH/14A/6 households] $122,000: 2026 NCIP Project Delivery Costs

Project Title	**#3 – Tenant Based Rental Assistance**
Description	Provide financial assistance to low and extremely low-income households through deposit assistance and monthly rental subsidy assistance.
Funding	**HOME: $672,500**
Annual Goals Supported	Affordable Housing
Priority Needs Addressed	Affordable Housing
Target Date for Completion	6/30/2027
Estimate the number and type of families that will benefit from the proposed activities	**19 households** [2 low-income less than 50% AMI; 17 extremely low-income less than 30% AMI]
Location Description	Citywide
Planned Activities	$672,500: 2026 Tenant Based Rental Assistance (Abode Services). In addition, $300,697 of local funds will be used for case management services for TBRA participants.

Project Title	**#4 – Capital Improvements to Affordable Housing**
Description	Capital Improvements to affordable housing using CHDO set-aside funds. **If funds are not used for a CHDO project within two years, these funds will automatically be reprogrammed for TBRA.**
Funding	**HOME**: **$52,500**
Annual Goals Supported	Affordable Housing
Priority Needs Addressed	Affordable Housing
Target Date for Completion	6/30/2027
Estimate the number and type of families that will benefit from the proposed activities	**1 household**
Location Description	Citywide
Planned Activities	Rental housing rehabilitation by non-profit developers.

Project Title	**#5 – Capital Improvements to Public Facilities**
Description	Additional funding for improvements/rehabilitation of the Silicon Valley Independent Living Center. This is a project that was funded to $69,500, but the scope of work expanded and needs more funding.
Funding	**CDBG: $152,000**
Annual Goals Supported	Public Facility Improvements
Priority Needs Addressed	Public Facility Improvements
Target Date for Completion	6/30/2027
Estimate the number and type of families that will benefit from the proposed activities	**4** households [4 low-income households less than 50% AMI]
Location Description	1597 Market Street
Planned Activities	$152,000 Silicon Valley Independent Living Center Rehab

Project Title	#6 - Housing Advocacy Services (Project Sentinel)
Description	Promote housing advocacy through the following activities: housing education, housing testing, housing assistance hotline, and landlord/tenant mediation. These funds are part of the HOME Administration set-aside.
Funding	**HOME: $22,197**
Annual Goals Supported	Housing Advocacy Services
Priority Needs Addressed	Housing Advocacy Services
Target Date for Completion	6/30/2027
Estimate the number and type of families that will benefit from the proposed activities	**50 households** [40 low-income less than 50% AMI; 10 extremely low-income less than 30% AMI]
Location Description	Citywide
Planned Activities	$22,197: 2026 Housing Advocacy Services (Project Sentinel)

Project Title	#7 –Administration & Planning
Description	Provide management, planning and implementation of the CDBG & HOME programs as well as monitoring of public services and housing projects.
Funding	**CDBG: $228,000** **HOME: $ 22,803**
Annual Goals Supported	Administration & Planning
Priority Needs Addressed	Administration & Planning
Target Date for Completion	6/30/2027
Estimate the number and type of families that will benefit from the proposed activities	n/a
Location Description	Citywide
Planned Activities	$228,000: 2026 CDBG Administration and Planning $ 22,803: 2026 HOME Administration and Planning

Describe the reasons for allocation priorities and any obstacles to addressing underserved needs

The allocation of funds is based on the needs and priorities identified in the 2025-2029 Consolidated Plan. The City prioritizes allocations of its CDBG and HOME funds to projects that serve the lowest income households, from 0-50% of Area Median Income (AMI). In addition, public services are an identified funding priority in the Consolidated Plan, and funding is recommended to organizations that provide needed services in the community.

AP-50 Geographic Distribution – 91.220 (f)

Description of the geographic areas of the entitlement (including areas of low-income and minority concentration) where assistance will be directed.

Investments will be allocated citywide for affordable housing services, capital projects, housing advocacy services, and public services.

AP-50 – Geographic Distribution

Target Area	Percentage of Funds
Citywide	100%

Rationale for the priorities for allocating investments geographically

The City does not have plans to prioritize investments geographically. HOME CHDO set-aside funds may be spent in a contiguous jurisdiction if a CHDO development cannot be identified within the City limits.

AP-55 Affordable Housing – 91.220 (g)

Introduction

For the purpose of this section, the term "affordable housing" is defined in the HOME regulations at 24 CFR 92.252 for rental housing and 24 CFR 92.254 for homeownership.

The City of Santa Clara has identified the production and maintenance of affordable housing as the primary objective for the expenditure of federal funds in the Consolidated Plan. While CDBG and HOME funds are limited, the City will continue to allocate funding to affordable housing projects, including owner-occupied rehabilitation. The City has non-federal funding sources that it will use toward the development of affordable housing.

AP-55A – One Year Goals for the Number of Households to be Supported (by Population Type)

Rental Assistance – Housing assistance for programs such as tenant-based rental assistance (TBRA) and one-time payments to prevent homelessness	19
The Production of New Units – New units, including the conversion of non-residential properties.	0
Rehab of Existing Units – Rehabilitation of existing units, including reconstruction. If unit will be acquired and rehabilitated, report the unit only once.	27
Acquisition of Existing Units – Housing assistance for programs such as down payment assistance. If the unit will be acquired and rehabilitated, report the unit only once.	0
Total	**46**

AP-55B – One Year Goals for the Number of Households Supported Through (by Program Type)

Rental Assistance – Housing assistance for programs such as tenant-based rental assistance (TBRA) and one-time payments to prevent homelessness.	19
The Production of New Units – New units, including the conversion of non-residential properties.	0
Rehab of Existing Units – Rehabilitation of existing units, including reconstruction. If unit will be acquired and rehabilitated, report the unit only once.	27
Acquisition of Existing Units – Housing assistance for programs such as down payment assistance. If the unit will be acquired and rehabilitated, report the unit only once.	0
Total	**46**

Discussion

The goal, as it relates to Affordable Housing, is to assist in the creation and preservation of affordable housing for low income and special needs households through the continuation of the Neighborhood Conservation and Improvement Program (NCIP), rental habilitation of units occupied by low income tenants, TBRA rental subsidies, and new construction.

26 Households for homeowner housing rehabilitation (CDBG)
- 6 Extremely low-income households
- 20 Low-income households

19 households for TBRA (HOME)
- 16 Extremely low-income households
- 3 Low-income households

1 household for CHDO Rental Housing (HOME)
- 1 Extremely low-income household

AP-60 Public Housing – 91.220 (h)

Introduction

The Santa Clara County Housing Authority (SCCHA) is the regional entity that manages and maintains housing units and administers Housing Choice Voucher programs across the County. SCCHA operates four public housing units located in City of Santa Clara. The housing authority is a HUD-designated Moving to Work (MTW) agency which allows it greater flexibility to design and implement more innovative approaches to providing housing assistance.

SCCHA plans to serve 16,775 households with MTW Housing Choice Vouchers and 907 with local, non-traditional property-based vouchers. County-wide, there are 3,245 existing project-based vouchers. The majority of voucher holders have a tenant-based voucher which is a type of voucher that allows the holder to use the voucher at any housing unit where the landlord will accept the voucher. Data on the number of vouchers in use within the City is unavailable.

Actions planned during the next year to address the needs to public housing

The Santa Clara County Housing Authority (SCCHA) is the regional entity that manages and maintains housing units and administers Housing Choice Voucher programs across the County. SCCHA operates four public housing units located in City of Santa Clara. The housing authority is a HUD-designated Moving to Work (MTW) agency which allows it greater flexibility to design and implement more innovative approaches to providing housing assistance.

For program year 2025, SCCHA plans to serve 18,299 households with MTW Housing Choice Vouchers, 1,270 with local, non-traditional property-based and tenant-based vouchers, and 4 MTW Public Housing units leased for a total of 19,605 households served. The majority of voucher holders have a tenant-based voucher which allows the holder to use the voucher at any housing unit where the landlord will accept the voucher. Data on the number of vouchers in use within the City is unavailable.

Actions to encourage public housing residents to become more involved in management and participate in homeownership

The SCCHA MTW Plan for 2025 states that 377 tenant-based vouchers that the MTW PHA anticipates project - basing for the first time (county-wide); there are 3,599 currently. The City will continue to work closely with the SCCHA to address any needs identified during the program year.

The most immediate need is finding housing units and owners that will accept vouchers. Stakeholder interviews also identified the need for assisting families moving into affordable units with basic necessities. SCCHA re-proposed allocating project-based vouchers to SCCHA-owned projects without competition. This activity was originally proposed and approved by HUD to allow SCCHA to issue Project Based Vouchers (PBVs) to projects owned by SCCHA or a SCCHA affiliate entity without needing to go through a competitive selection process. The re-proposal of this activity would leave the original activity in place and in addition SCCHA is adopting a Housing Opportunities Through Modernization Act (HOTMA) provision that has not yet been implemented by HUD. A modification to Activity 2016-2 will allow SCCHA, at its discretion, to enter into a HAP contract for housing to be rehabilitated or newly constructed even if construction had begun without an AHAP in place.

If the PHA is designated as troubled, describe the manner in which financial assistance will be provided or other assistance

Not applicable.

AP-65 Homeless and Other Special Needs Activities – 91.220 (i)

Introduction

The 2025 Point-in-Time Count identified 10,711 homeless individuals county-wide, which was higher than the 2023 count of 9,903. Of 10,711 persons counted, 7,472 are unsheltered and 3,239 are sheltered. It is estimated that 43% (4,650) of the 10,711 homeless people are chronically homeless with 69% of those chronically homeless being unsheltered. 378 are veterans (4%) with 79% of those being unsheltered. 16% of households are “Families” with 16% of those being unsheltered.

The City of Santa Clara saw a 72% increase in its homeless population up from 461 in 2023 to 794 persons in 2025.

Describe the jurisdictions one-year goals and actions for reducing and ending homelessness including: Reaching out to homeless persons (especially unsheltered persons) and assessing their individual needs.

The City will continue its efforts of housing homeless families through its TBRA program. The goal is to house/keep housed approximately 20 households in its TBRA program. The City will renew its agreement with the County of Santa Clara for FY26/27 to provide intensive case management to approximately 20 chronically homeless individuals referred by the police department. This program is funded with local funds. The County provides housing subsidies for the participants in this program while the City uses its Successor Housing Agency funds to provide the case management and services for the program. HOME-ARP funds will be used to provide TBRA and other supportive services to Qualifying Populations under the HOME-ARP regulations. The City will also continue to offer mobile shower/laundry and case management services on a weekly basis through a partnership with WeHope Dignity on Wheels.

Addressing the emergency shelter and transitional housing needs of homeless persons.

The City does not currently have an emergency shelter or transitional housing facility located within its boundaries. Individuals and families experiencing homelessness are referred to emergency shelter and interim housing programs operated by nonprofit providers in neighboring jurisdictions and administered at the County and Continuum of Care level. The City participates in regional coordination efforts, including Coordinated Entry, to support access to shelter, services, and permanent housing resources. At this time, the City does not anticipate using federal funds to develop or operate an emergency shelter.

Helping homeless persons (especially chronically homeless individuals and families, families with children, veterans and their families, and unaccompanied youth) make the transition to permanent housing and independent living, including shortening the period of time that individuals and families experience homelessness, facilitating access for homeless individuals and families to affordable housing units, and preventing individuals and families who were recently homeless from becoming homeless again.

Particularly for chronically homeless, it is preferable for individuals to receive intensive case management rather than simple information and referral services. Case managers work to assist homeless individuals find housing, connect with resources, and receive services to maintain housing. The provision of case management is person-based rather than shelter-based with the goal of rapid re-housing. The goals of the County 2020-2025 Community Plan to End Homelessness establish a target of creating 6,000 housing opportunities for persons who are homeless. An additional goal is for each of the 6,000 new tenants to have access to the services that will allow them to maintain that housing.

The City will continue to use HOME funds for our TBRA program. The TBRA program is a short-term solution to homelessness (unlike permanent supportive housing for the chronically homeless). The Homeless Survey has shown that families with children are not only a special need population but tend to be underrepresented in Homeless Surveys. The TBRA program will continue to focus on assisting the homeless and at-risk of homelessness population; however, preferences towards families with children, and individuals and/or families exiting housing exclusively designated for domestic violence survivors will be given.

Helping low-income individuals and families avoid becoming homeless, especially extremely low-income individuals and families and those who are: being discharged from publicly funded institutions and systems of care (such as health care facilities, mental health facilities, foster care and other youth facilities, and corrections programs and institutions); or, receiving assistance from public or private agencies that address housing, health, social services, employment, education, or youth needs.

Although the City does not fund programs or activities that specifically help low-income individuals and families avoid becoming homeless who are being discharged from publicly funded institutions or who receive assistance from public or private agencies that address housing, health, social services, employment or youth needs, many of the programs and activities that the City does fund help to prevent homelessness.

Tenant Based Rental Assistance Program (TBRA). Many of the beneficiaries of the TBRA program also receive SNAP (i.e., food assistance), and all receive case management services. The program also allows for assistance to those that are housed, but on the verge of homelessness.

Homeless Prevention Program and Intensive Case Management. The City uses local funds to match county funds for a program that houses up to twenty (20) homeless individuals that are identified by the police department as high users of community resources; some of which had been discharged from facilities and/or jails. This population is also provided case management services. The City also funds the Homelessness Prevention System which provides temporary financial assistance, legal support, and case management to families or individuals who are at risk of losing their housing.

Landlord/Tenant Mediation. This program can indirectly help households stay housed through the mediation of eviction related issues.

Youth needs. The City provides CDBG funding for family and individual counseling needs through the Bill Wilson Center which focuses on the needs of foster children. By administering these programs, it provides The Bill Wilson Center the unique resources to identify homeless families, foster youth in their own system, and households with children in the school system that may be in need of critical needs such as housing, health, employment, education, and other social services.

The City is currently working to complete a City-specific homeless needs assessment and strategic plan. The results of this process will direct future funding for homeless activities and programs.

AP-75 Barriers to Affordable Housing – 91.220 (j)

Introduction

The City faces barriers to affordable housing that are common throughout the Bay Area. High on the list is the lack of developable land, which increases the cost of available lands and increases housing development costs. Local opposition is another common obstacle as many neighbors have strong reactions to infill and affordable housing developments. Opposition is often based on misconceptions, such as an anticipated increase in crime; erosion of property values; increase in parking and traffic congestion; and overwhelmed schools. However, to ensure a healthy economy, the region must focus on strategies and investment that provide housing for much of the workforce in the region – retail salesclerks, firefighters and police, teachers and health service workers – whose incomes significantly limit their housing choices.

Actions it planned to remove or ameliorate the negative effects of public policies that serve as barriers to affordable housing such as land use controls, tax policies affecting land, zoning ordinances, building codes, fees and charges, growth limitations, and policies affecting the return on residential investment.

The City has identified multiple constraints or barriers to the affordable housing and residential investment in its 2023-2031 Housing Element Update, including:

- Land use controls limit the allowed density of housing production;
- Parking requirements increase the cost of housing.
- Income and wages are not consistent with the rising cost of housing;
- A competitive rental and housing market; and/or
- Diminishing public funds

The adopted 2023-2031 Housing Element includes the following actions to remove or ameliorate barriers: Continue to invest in new 100% affordable housing developments, work with nonprofits to acquire and rehabilitate distressed multi-family housing and convert it to low-income housing, update the City zoning ordinance to comply with state laws on reasonable accommodations, the siting of emergency shelters, transitional and supportive housing. Reduce parking requirements for housing development near transit, work with religious institutions to identify possible sites for affordable housing development, encourage ADU development, analyze impact fees, promote construction of accessary units and low-income housing such as shared housing and Single Room Occupancy units, continue to require developers of 10 or more units to provide Below Market Rate units, identifying new sources of affordable housing funding, and more.

AP-85 Other Actions – 91.220 (k)

Introduction

This section discusses efforts in addressing the underserved needs, expanding and preserving affordable housing, reducing lead-based paint hazards, and developing institutional structure for delivering housing and community development activities.

Actions planned to address obstacles to meeting underserved needs

A major obstacle to meeting the needs of the underserved is the limited funding available for public services. The City contributes general funds to fund the tenant/landlord mediation program and the United Way 211 information line.

Actions planned to foster and maintain affordable housing

The City funds Rebuilding Together Silicon Valley to administer a portion of its Homeowner Housing Rehabilitation program. The program addresses building/housing code deficiencies, repair/rehabilitation of deteriorated conditions, and accessibility for persons with disabilities, all to improve the habitability, use and occupancy of owner-occupied housing. Financial assistance is provided in the form of grants. The City also administers its Neighborhood Conservation Improvement Program (i.e., Homeowner Housing Rehabilitation Program). These projects are typically larger in scope than the projects performed by Rebuilding Together Silicon Valley. Financial assistance is provided in the form of loans with flexible terms and below market rates.

The City has a Below Market Purchase Program (BMP). This program requires developers to set aside 15% of newly constructed units for housing affordable to low- and moderate-income homebuyers. The City is in the process of updating the BMP program so that initial buyers will be required to sell to qualified low- and moderate-income buyers keeping these homes affordable for at least 30 years.

Actions planned to reduce lead-based paint hazards

The City undertakes HUD-funded projects in accordance with the Lead-Based Paint Regulations. These regulations most commonly affect residential structures rehabilitated through NCIP. When identified, lead paint will be controlled or abated and disposed of properly to eliminate or reduce the hazard of environmental or human contamination. The City has adopted a written plan to implement the regulations in its NCIP Program and other housing rehabilitation activities.

Actions planned to reduce the number of poverty-level families

On August 22, 2017, the Santa Clara City Council approved a plan establishing the local minimum wage. As of January 1, 2020, the City of Santa Clara minimum wage is adjusted annually based on the regional Consumer Price Index (CPI). The minimum wage as of January 1, 2026, is $18.70 per hour.

The Worker Retention Ordinance that took effect on May 4, 2017, provides much-needed job security to some of the most vulnerable workers. This law protects food and building service workers from mass layoffs when companies switch contractors. It requires that if a company with an office or venue in Santa Clara hires a new contractor or brings services in-house, the workers who currently work at that location must be kept on for a 90-day transition period.

The Santa Clara Unified School District (SCUSD) Adult Education Center has a CalWORKs Site Representative who acts as a liaison for participating CalWORKs students and Santa Clara County Social Services Agency. Some of these responsibilities include ensuring that all participants on campus are remaining in compliance with federal regulations, developing a welfare to work plan, reporting monthly attendance to the County for each participant, and reporting progress reports on a quarterly basis for each participant CalWORKs student to the County. The Adult Education Center also has a Career Advisor for CalWORKs students to help with job placement, resume development, and interviewing skills.

Actions planned to develop institutional structure

The City will continue its participation in the countywide CDBG Coordinators Committee, which increasingly has become a forum for discussion and active planning of common strategies to address the housing and community needs in Santa Clara County. The City also works closely with Cloudburst, a HUD approved TA provider.

Actions planned to enhance coordination between public and private housing and social service agencies

The City will continue its efforts to encourage consortium-building among housing developers, public service providers, and governmental and non-governmental entities. The City has achieved proven results in using federal funds to leverage private funds. The City participates in the quarterly meetings of the Supportive Housing Roundtable, which includes government agencies, housing developers, service providers, legal services and private funders.

Discussion

AP-90 Program Specific Requirements – 91.220 (l) (1,2,4)

Community Development Block Grant Program (CDBG) Reference 24 CFR 91.220(l) (1)

Projects planned with all CDBG funds expected to be available during the year are identified in the Projects Table. The following identifies program income that is available for use that is included in projects to be carried out.

1. The total amount of program income that will have been received before the start of the next program year and that has not yet been reprogrammed	0
2. The amount of proceeds from section 108 loan guarantees that will be used during the year to address the priority needs and specific objectives identified in the strategic plan	0
3. The amount of surplus funds from urban renewal settlements	0
4. The amount of any gran funds returned to the line of credit for which the planned use has not been included in a prior statement or plan	0
5. The amount of income from float-funded activities	0
Total Program Income	**0**

Other CDBG Requirements

The amount of urgent need activities.	0
The estimated percentage of CDBG funds that will be used for activities that benefit persons of low and moderate income. Overall Benefit - A consecutive period of one, two or three years may be used to determine that a minimum overall benefit of 70% of CDBG funds is used to benefit persons of low and moderate income. Specify the years covered that include this Annual Action Plan.	100.00%

HOME Investment Partnership Program (HOME) Reference 24 CFR 91.220(l) (2)

A description of other forms of investment being used beyond those identified in Section 92.205 is as follows:

1. The City does not use HOME funds beyond those identified in Section 92.205. A description of the guidelines that will be used for resale or recapture of HOME funds, if used for homebuyer activities as required in 92.254, are as follows:

   Homeowner Equity – for purposes of this policy, it is defined as the sum of the down-payment, principal paid, and homeowner improvements. Home Equity – for purposes of this policy, it is defined as the amount of HOME investment, adjusted as follows: (1) The HOME investment amount would be reduced if, at the time of the homeowner purchase, the market price is less than the cost of construction, by the amount of that difference; and (2) Beginning after six years of residency by the original buyer, the City would reduce its share of excess proceeds by a maximum of 10% for each additional full year the original buyer resides in the home. After the completion of 15 years of residency by the original buyer, the City would have no interest in recapturing any portion of its original HOME investment.

   In the event of a sale of a HOME-assisted house during the 15-year HOME affordability period, sales proceeds would be distributed in the following order of priority:

   a. Closing costs.
   b. Primary mortgage loan (City or private lender).
   c. Other loans superior to the HOME investment lien (if any have been approved by the City).

   The remaining funds are considered Shared Net Proceeds under the HOME regulations and would be distributed in the following order of priority:

   d. Homeowner Equity, or the amount of Shared Net Proceeds, whichever is less.
   e. Homeowner Shared Net Proceeds. This amount will be the greater of: (1) Homeowner Equity that was paid as described above; or (2) proportionately of the Shared Net Proceeds, according to the formula - Homeowner Equity, divided by the sum of Homeowner Equity plus HOME Equity.
   f. HOME investment. The remainder of the Shared Net Proceeds. If the remaining Shared Net Proceeds are insufficient to repay the full amount of the HOME investment, the City would forgive any of the HOME investment that could not be repaid from the remaining Shared Net Proceeds.

2. **A description of the guidelines for resale or recapture that ensures the affordability of units acquired with HOME funds. See 24 CFR 92.254(a)(4) are as follows:**

   The City secures its HOME funds by recording Deeds of Trust on the title of the property that received the funding. The period of affordability would be a minimum of 15 years.

3. **Plans for using HOME funds to refinance existing debt secured by multifamily housing that is rehabilitated with HOME funds along with a description of the refinancing guidelines required that will be used under 24 CFR 92.206(b), are as follows:**

   The City does not have any plans to use HOME funds to refinance existing debt on multi-family.

4. **HOME funds may be allocated to affordable housing capital projects in contiguous jurisdictions.**

   The City does not plan on using HOME funds to refinance existing debt.

Discussion

CHDO set-aside funds. The City of Santa Clara will consider providing assistance to affordable housing developments in contiguous jurisdictions using CHDO set-aside funds.

TBRA assistance. While it would be ideal for participants to locate housing within the city limits, the program will allow participants to find housing located anywhere within the County of Santa Clara.

95% After Rehab Valuation

The City of Santa Clara may use HOME funds for acquisition purposes. Per CFR 24 92.254 (a)(iii), the City has chosen to determine separate limits for existing housing than the given median purchase price issued by HUD. City staff researched the Multiple Listings Service (MLS) to determine the number of single-family and multi-family home sales. There were less than 250 sales per months; thus, per 24.92.254 (a)(iii), we were required to compile 3 months of sales figures. The following details the home sales in Santa Clara over the most recent three (3) months for single-family homes and multi-family homes at the time of publication. The numbers below are subject to change prior to submission of the AAP to HUD.

CITY OF SANTA CLARA
FISCAL YEAR 2026/2027 ALLOCATIONS - HUD FUNDS
Annual Action Plan Funding Breakdown (FINAL 5.5.26)v3

TOTAL EXPECTED RESOURCES	FY26-27 Estimated Entitlement	Prior Year Balance	Estimated PI CDBG FY26-27 HOME FY25-26	FY26-27 Total Expected
Community Development Block Grant (CDBG)	$975,106	$475,000	$49,894	$1,500,000
Home Investment Partnership Program (HOME)	$351,301.66	$399,698.34	$10,000	$761,000.00
HOME-ARP	n/a	$30,000.00	n/a	$30,000.00
TOTAL AMOUNT OF EXPECTED RESOURCES AVAILABLE				**$2,291,000**

Program Administration	Estimate Prog. Income	% Admin Allowable	Staff Recomm.
CDBG Administration (from allocation)		max 20%	$195,021.20
CDBG Administration (from est. FY26/27 PI)	$49,894	max 20%	$9,978.80
CDBG Funds Available for Program Administration (20%)			**$205,000**
HOME Administration (from allocation)		max 10%	$35,130
HOME Administration - 10% of 2025/2026 estimated PI of...	$100,000	max 10%	$10,000
HOME Funds Available for Program Administration (10%)			**$45,130.17**

CDBG Funds Available for Public Services (i.e., Public Service CAP)			Est. Funds Available
FY26/27 CDBG Entitlement Funds		max 15%	$146,265
FY25/26 Prior Year Program Income	$27,033	max 15%	$4,054
CDBG Funds Available for Public Services (Publice Service CAP)		**max 15%**	**$150,319**

	#	Agencies Funded	562 CDBG Funds	562 HOME Funds	562 HOME-ARP Funds
Public Service Activities	1	Heart of the Valley - Senior Support & Transportation	$ 30,000		
	2	Hope Services - Educational Services	$ 30,000		
	3	Loaves & Fishes - Meals on Wheels	$ 30,000		
	4	Senior Adult Legal Assistance (SALA) - Legal Aid	$ 30,000		
	5	Silicon Valley Independent Living Center - Housing Search Assistance for disabled adults	$ 30,000		
	6	Next Door Solutions to Domestic Violence			$ 30,000
Captial Improv. Proj.	7	NCIP Activity Delivery Costs	$ 122,000		
	8	NCIP Loans and Grants	$ 671,000		
	9	Minor Repair Program	$ 200,000		
	10	Silicon Valley Independent Living Center Rehab Phase 2	$ 152,000		
Aff. Hsg. Act.	11	TBRA Administration		$ 663,174.00	
	12	Community Housing Development Org. (CHDO) Set-aside		$ 52,695.84	
ADMIN.	13	CDBG Administration	$ 205,000		
	14	HOME Administration - Housing Advocacy Services		$ 22,197.00	
	15	HOME Administration - City Administration		$ 22,933.17	

#	Budget Summary	TOTAL FUNDING	CDBG funds	HOME funds	HOME-ARP funds
A	Public Service Activities	$150,000	$ 150,000	$ -	$ 30,000
B	Capital Improvement Projects	**$1,145,000**	$ 1,145,000	$ -	$ -
C	Affordable Housing Activities	**$715,870**	$ -	$ 715,869.84	$ -
D	Program Administration	**$250,130**	$ 205,000	$ 45,130.17	$ -
	FY 26-27 TOTAL ALLOCATION	**$2,261,000**	**$ 1,500,000**	**$ 761,000.00**	**$ 30,000.00**

CITY OF SANTA CLARA
FISCAL YEAR 2026/2027 ALLOCATIONS - LOCAL FUNDS
Annual Action Plan Funding Breakdown (FINAL 5.5.26)v3

TOTAL EXPECTED RESOURCES	FY26-27 Total Expected
City Affordable Housing Fund (CAHF)	$290,697
City Housing Successor Fund (CHSF)	$360,000
General Fund	$120,542
TOTAL AMOUNT OF EXPECTED RESOURCES AVAILABLE	**$771,239**

	#	Agencies Funded	LOCAL FUNDS
GENERAL FUNDS	1	Project Sentinel - Landlord/Tenant Mediation	$ 70,542
	2	Catholic Charities - Ombudsman Program	$ 15,000
	3	Bill Wilson Center - Family Therapy/School Outreach/Grief Counseling	$ 30,000
	4	United Way - 211 Hotline	$ 5,000
CAHF	5	Abode Services - TBRA Case Mangement Services	$ 160,697
	6	County of Santa Clara -Intensive Case Management Services ($15k for 26/27 & $15k for 27/28)	$ 30,000
	7	County of Santa Clara - Homless Prevention Program ($50k for 26/27 & $50k for 27/28)	$ 100,000
CHSF	8	Abode Services - TBRA Case Mangement Services	$ 140,000
	9	County of Santa Clara -Intensive Case Management Services ($100k for 26/27 & $100k for 27/28)	$ 220,000

#	Budget Summary	LOCAL FUNDS
A	GENERAL FUNDS	$ 120,542
B	CITY AFFORDABLE HOUSING FUND	$ 290,697
C	CITY HOUSING SUCCESSOR FUNDS	$ 360,000
	FY 26-27 TOTAL ALLOCATION	**$ 771,239**