City of Santa Clara
Joint Meeting Agenda of the City Council and Authorities Concurrent & Santa Clara Stadium Authority Board

Tuesday, April 8, 2025 **5:30 PM** **Hybrid Meeting**
City Hall Council Chambers/Virtual
1500 Warburton Avenue Santa Clara, CA 95050

Councilmember Jain will participate remotely from the following location:
Sleeping Lady Mountain Resort, 7375 Icicle Road, Leavenworth, WA 98826

The City of Santa Clara is conducting City Council meetings in a hybrid manner (in-person and continues to have methods for the public to participate remotely).

- Via Zoom:
  - https://santaclaraca.zoom.us/j/99706759306
    Meeting ID: 997-0675-9306
  - Phone 1(669) 900-6833

How to Submit Written Public Comment Before City Council Meeting:

1. Use the eComment tab located on the City Council Agenda page https://santaclara.legistar.com/Calendar.aspx). eComments are directly sent to the iLegislate application used by City Council and staff, and become part of the public record. eComment closes 15 minutes before the start of a meeting.
2. By email to clerk@santaclaraca.gov by 12 p.m. the day of the meeting. Those emails will be forwarded to the Council and will be uploaded to the City Council Agenda as supplemental meeting material. Emails received after the 12 p.m. cutoff time up through the end of the meeting will form part of the meeting record. Please identify the Agenda Item Number in the subject line of your email. **NOTE**: Please note eComments and Emails received as public comment **will not** be read aloud during the meeting.

Agendas, Staff Reports and some associated documents for City Council items may be viewed on the Internet at https://santaclara.legistar.com/Calendar.aspx

All public records relating to an open session item on this agenda, which are not exempt from disclosure pursuant to the California Public Records Act, that are distributed to a majority of the legislative body will be available for public inspection at the Office of the City Clerk at Santa Clara City Hall, 1500 Warburton Avenue, Santa Clara, CA 95050 at the same time that the public records are distributed or made available to the legislative body. Any draft contracts, ordinances and resolutions posted on the Internet site or distributed in advance of the Council meeting may not be the final documents approved by the City Council. For the final document, you may contact the Office of the City Clerk at (408) 615-2220 or Clerk@santaclaraca.gov.

Closed Session - 5:30 PM | Regular Meeting - 7:00 PM

5:30 PM CLOSED SESSION

Call to Order in the Council Chambers

Confirmation of Quorum

1.A 25-388 Conference with Real Property Negotiators (CC) - Easements for the City's Proposed 115kV Transmission Project
Pursuant to Gov. Code § 54956.8
Properties: See APNs and Addresses Listed Below
City Negotiators: Jovan D. Grogan, City Manager (or designee) and Glen R. Googins, City Attorney (or designee)
Negotiating Parties: City and Property Owners Listed Below
Under Negotiation: Purchase of Real Property interests (provisions, price and terms of payment)

APN	Address	Owner
097-08-114	4090 Network Cl	Oracle America Inc
097-08-058	4220 Network Cl	Oracle America Inc
104-38-007	1515 Wyatt Dr	KOLL/INTEREAL BAY AREA
104-38-014	1500 Wyatt Dr	KOLL/INTEREAL BAY AREA
104-14-160	No Address	Reed and Graham Inc
104-14-164	3750 Bassett St	2MJ Miller Family LP
104-14-132	3720 Bassett St	2MF Miller Family LP
104-14-118	3730 Bassett St	Moriel Real Estate LLC
104-14-144	3670 Bassett St	Charles Avenue Associates
104-14-111	3610 Bassett St	San Tomas Investment Corp
104-15-131	3550 Bassett St	Hgit Bassett Campus LP
104-15-132	3540 Bassett St	Hgit Bassett Campus LP
104-15-133	3530 Bassett St	Hgit Bassett Campus LP
104-15-134	3520 Bassett St	Hgit Bassett Campus LP
104-15-128	3508 Bassett St	Hgit Bassett Campus LP
104-15-105	3500 Bassett St	PDM Steel Service Centers INC
104-51-001	3400 Bassett St	3400 Bassett LLC
101-11-003	3205 Bassett St	Basset California LLC
101-11-004	891 Laurelwood Rd	891 Laurelwood LLC
224-36-039	881 Duane Ave	Storage Equities INC

1.B **25-394** Conference With Legal Counsel--Anticipated Litigation
Significant exposure to litigation pursuant to paragraph (2) of subdivision (d) of Section 54956.9

Number of potential cases: 1

Request for non-binding mediation from Oracle America Inc. pursuant to section 16 of the Special Facilities Agreement dated February 20, 2007 by and between City of Santa Clara and Sun Microsystems Inc.

Public Comment

The public may provide comments regarding the Closed Session item(s) just prior to the Council beginning the Closed Session. Closed Sessions are not open to the public.

Convene to Closed Session (Council Conference Room)

7:00 PM JOINT CITY COUNCIL/STADIUM AUTHORITY BOARD MEETING

Call to Order in the Council Chambers

Pledge of Allegiance and Statement of Values

Roll Call

REPORTS OF ACTION TAKEN IN CLOSED SESSION MATTERS

CONTINUANCES/EXCEPTIONS/RECONSIDERATIONS

2. **25-106** PUBLIC HEARING: Continuance Until May 13, 2025 of Action on a Tentative Parcel Map (PLN23-00379) at 1700 Richard Avenue and 1600 &1650 Memorex Drive to Create a Two-Lot Subdivision.

Recommendation: Staff recommends that the City Council open the public hearing on this item and then immediately continue the proposed project to the May 13, 2025 City Council meeting.

SPECIAL ORDER OF BUSINESS

3.A **25-406** Commendation of Joseph Aboussleman in Honor of His 100th Birthday

3.B **25-137** Proclamation of Autism Acceptance Month

3.C **25-138** Proclamation of American Muslim Appreciation and Awareness Month

3.D **25-104** Proclamation of April 6-12, 2025 as National Library Week

CONSENT CALENDAR

[Items listed on the CONSENT CALENDAR are considered routine and will be adopted by one motion. There will be no separate discussion of the items on the CONSENT CALENDAR unless discussion is requested by a member of the Council, staff, or public. If so requested, that item will be removed from the CONSENT CALENDAR and considered under CONSENT ITEMS PULLED FOR DISCUSSION.]

4.A **25-441** Action on the March 17, 2025 Special City Council Meeting Minutes and March 25, 2025 Joint City Council and Authorities Concurrent & Santa Clara Stadium Authority Board Meeting Minutes.

Recommendation: Approve the meeting minutes of the March 17, 2025 Special City Council Meeting and March 25, 2025 Joint City Council and Authorities Concurrent & Santa Clara Stadium Authority Board Meeting.

4.B **25-07** Board, Commissions and Committee Minutes

Recommendation: Note and file the Minutes of:
Parks & Recreation Commission - February 10, 2025
Youth Commission - February 11, 2025
Bicycle & Pedestrian Advisory Committee - January 27, 2025

4.C **25-326** Action on City Bills and Claims Report for the period February 8, 2025 - March 7, 2025

Recommendation: Approve the list of Bills and Claims for February 8, 2025 - March 7, 2025.

4.D 25-285 Action on Monthly Financial Status and Investment Reports for January 2025 and Approve the Related Budget Amendments

Recommendation:

1. Note and file the Monthly Financial Status Report and Monthly Investment Report for January 2025 as presented; and
2. Approve the FY 2024/25 Budget Amendments in the following funds (as detailed in the Fiscal Impact Section of the staff report and Attachment 3 to the staff report):
   a. In the Convention Center Maintenance District Fund, with a net impact of $0;
   b. In the Electric Operating Grant Trust Fund, with a net impact of $0;
   c. In the Electric Utility Capital Fund, with a net impact of $1,378,392;
   d. In the Library Operating Grant Trust Fund, with a net impact of $13,875; and
   e. In the Streets and Highways Capital Fund, with a net impact of $178,781.

4.E 25-336 Action Authorizing the City Manager to Negotiate and Execute Agreements and/or Purchase Orders with Vendors for the Purchase of Steel Structures to be Funded by the Electric Utility Capital Fund

Recommendation:

1. Subject to compliance with Chapter 2.105 of the City Code, review and approval as to form by the City Attorney, and appropriation of funds, authorize the City Manager or designee to negotiate and execute agreements or purchase orders with vendors for steel structures for the Northern Receiving Station, Kifer Receiving Station, and Scott Receiving Station projects for a maximum aggregate compensation amount of $5,000,000 plus a 15% contingency ($750,000) for a total maximum amount not to exceed $5,750,000; and
2. Authorize the City Manager or designee to (a) take any actions as necessary to implement and administer the agreements and/or purchase orders, and (b) negotiate and execute amendments to the agreements or purchase orders for (i) design changes, (ii) any unanticipated issues, (iii) extensions of the term, (iv) de minimis revisions, or (v) the purchase of additional steel structures, subject to the above maximum aggregate compensation limit and review and approval as to form by the City Attorney.

4.F **25-353** Action on Authorizing the City Manager to Negotiate and Execute Amendments to the Agreement for Services with AECOM Technical Services, Inc. for Renewable Microgrid Feasibility Study and Design Services

Recommendation:

1. Authorize the City Manager or designee to negotiate and execute an amendment to the agreement with AECOM Technical Services, Inc. (Agreement) for renewable energy microgrid feasibility study and design services to expand the contract scope to include the City's Emergency Operations Center and to increase the maximum compensation by $538,436 from $461,564 to $1,000,000 and extend the term by two years through April 30, 2027, subject to the review and approval as to form by the City Attorney; and
2. Authorize the City Manager or designee to take any actions as necessary to implement and administer the amended Agreement and negotiate and execute future amendment(s) to (a) add or delete services associated with the project, (b) adjust future rates based on market conditions, (c) make de minimis changes, and (d) extend the term up to an additional two years, subject to the appropriation of funds and the review and approval as to form by the City Attorney.

4.G 25-139 Action on Authorizing the City Manager to Negotiate and Execute Amendments to the Agreement with N. Harris Computer Corporation for the NorthStar CIS Utility Billing System

Recommendation:

1. Authorize the City Manager or designee to negotiate and execute amendments to the agreement with N. Harris Computer Corporation (Agreement) for the NorthStar Customer Information System (NorthStar CIS) Utility Billing System to implement the NorthStar server migration and upgrade and replace mCare with ServiceLink, and to increase the maximum compensation by $212,174, plus a 10% contingency amount of $21,217 for a revised not-to-exceed amount of $770,447, subject to the appropriation of funds and review and approval as to form by the City Attorney; and
2. Authorize the City Manager or designee to take any actions necessary to implement and administer the Agreement and execute future amendment(s) to (1) add or delete services, (2) adjust future rates based on market conditions, (3) make de minimis revisions, and (4) extend the term as needed to complete the projects, subject to review and approval as to form by the City Attorney.

4.H 25-255 Action on an Award of Contract for the Streetlight Replacement - Tasman Drive Contract No. 2875A-9662 Project, to Bear Electrical Solutions LLC

Recommendation:

1. Determine the proposed actions are exempt from CEQA pursuant to section 15302 section 15302 (Class2 - Replacement or Reconstruction) of Title 14 of the California Code of Regulations; and
2. Award the Public Works Contract for Streetlight Replacement - Tasman Drive Project to the lowest responsive and responsible bidder, Bear Electrical Solutions LLC in the amount of $2,854,991.50, and authorize the City Manager to execute any and all documents associated with, and necessary for the award, completion, and acceptance of this Project, and
3. Authorize the City Manager to execute change orders up to approximately 25 percent of the original contract price, or $713,747.88, for a total amount not to exceed $3,568,739.38, and to take any other actions necessary to implement and administer the Agreement, subject to the appropriation of funds and the review and approval as to form by the City Attorney.

4.I 25-109 Action on a Resolution of Intention for Parking Maintenance District No. 122 - Franklin Square

Recommendation:

1. Adopt a Resolution of Intention to order that the alternative method for the levy of benefit assessment be made applicable to the City of Santa Clara Parking Maintenance District No. 122;
2. Set a hearing date of June 10, 2025, to approve the Director's Report FY 2025/26; and
3. Authorize the publication, mailing, and posting of the Notice of Public Hearing as stated in the Resolution of Intention.

4.J **25-110** Adoption of a Resolution of Intention for Maintenance District No. 183 - Santa Clara Convention Center Complex

Recommendation:

1. Adopt a Resolution of Intention to order that the alternative method for the levy of benefit assessment be made applicable to the Santa Clara Convention Center Complex Maintenance District No. 183;
2. Set a hearing date of June 10, 2025 to approve the Director's Report FY 2025/26; and
3. Authorize the publication, mailing, and posting of the Notice of Public Hearing as stated in the Resolution of Intention.

4.K **25-295** Action to Restructure the Neighborhood University Relations Committee from a Committee comprised of three City Councilmembers to a seven member Committee, to be comprised of two City Councilmembers; two members of Santa Clara University staff, one Santa Clara University student, one neighborhood resident; and one property owner representative.

Recommendation: Approve the restructuring of the Neighborhood University Relations Committee from a Committee comprised of three City Councilmembers to a seven member Committee, to be comprised of two City Councilmembers; two members of Santa Clara University staff, one Santa Clara University student, one neighborhood resident; and one property owner representative and authorize and direct staff to take all necessary and appropriate actions to implement the restructuring.

4.L **25-303** Action on Authorizing the City Manager to Negotiate and Execute the Transmission Owner Rate Case Program Agreement with the Northern California Power Agency to Provide Support Services in Transmission Owner Rate Cases on behalf of Silicon Valley Power

Recommendation:
1. Authorize the City Manager or designee to negotiate and execute the Transmission Owner Rate Case Program Agreement (Agreement) with the Northern California Power Agency, subject to the review and approval as to form by the City Attorney; and
2. Authorize the City Manager or designee to take any actions as necessary to implement and administer the Agreement and to negotiate and execute amendments to those agreements to allow for program changes and changes in participation, subject to the review and approval as to form by the City Attorney.

4.M **25-276** Informational Report on the City's Annual Earth Day/Arbor Day Celebration

Recommendation: Note and File the Informational Report on the City's Annual Earth Day/Arbor Day Celebration

4.N **25-405** Informational Report on 2025 Q1 Legislative Updates

Recommendation: Note and file the informational report on 2025 Q1 legislative updates.

SANTA CLARA STADIUM AUTHORITY BOARD CONSENT CALENDAR

5. **25-396** Action on Stadium Authority Bills and Claims for the Month of February 2025

Recommendation: Approve the list of Stadium Authority Bills and Claims for February 2025.

PUBLIC PRESENTATIONS

[This item is reserved for persons to address the Council or authorities on any matter not on the agenda that is within the subject matter jurisdiction of the City or Authorities. The law does not permit action on, or extended discussion of, any item not on the agenda except under special circumstances. The governing body, or staff, may briefly respond to statements made or questions posed, and appropriate body may request staff to report back at a subsequent meeting. Although not required, please submit to the City Clerk your name and subject matter on the speaker card available in the Council Chambers.]

CONSENT ITEMS PULLED FOR DISCUSSION

PUBLIC HEARING/GENERAL BUSINESS

6. 25-354 Public Hearing: Opportunity for Public Comment on the First Version of the DRAFT 2025-2030 Consolidated Plan & FY 25/26 Annual Action Plan for the Use of Federal Housing and Urban Development (HUD) Grant Funds

Recommendation:

1. Note and File Public Comment on the 2025-2030 DRAFT Consolidated Plan and FY 25/26 Draft Annual Action Plan for U.S. Department of Housing and Urban Development Funds.
2. Approve the DRAFT 2025-2030 Consolidated Plan and FY 25/26 Draft Annual Action Plan, and direct staff to summarize all public comments into the Final versions to be presented to City Council on May 13, 2025 prior to submitting to HUD by May 16, 2025.

7. 25-140 Action to (1) Approve an Expanded Scope of Work for the International Swim Center (ISC) Project, Including the Rehabilitation of the Pool and Dive Tower Facilities at the Current Location ("Project"), (2) Adopt a Resolution Declaring an Urgency in Accordance with City Charter Section 1310, Contracts on Public Works, to Allow for the Award of a Contract for the Project without Readvertising for Bids, and (3) Award the Contract for the Project to Adams Pool Solutions (4) Delegate Authority to the City Manager to Execute Agreements to Implement the Project, and (5) Approve Related Budget Amendments

Recommendation:

1. Determine that the proposed action is exempt from CEQA pursuant to Section 15301 (Existing Facilities) of Title 14 of California Code of Regulations;
2. Approve an Expanded Scope of Work (Option B - Phase 1) with the International Swim Center (ISC) Project, Including the Rehabilitation of the Facility at the Current Location;
3. Adopt a resolution declaring an urgency in accordance with City Charter Section 1310 (Attachment 7) to allow for the award of the Contract for the Expanded Scope without a readvertisement for bids;
4. Award the Public Works Contract for the expanded scope to Adams Pool Solutions on the terms presented and authorize the City Manager to negotiate and execute all necessary documents associated with and necessary for the award, completion, and acceptance of this Project, in final forms approved by the City Attorney, with a not-to-exceed amount of $10 million, subject to appropriation of funds, and in forms approved by the City Attorney, to accomplish the expanded scope of work for the three swimming pools and their associated operational needs, and Authorize the City Manager to execute all change orders for the Project.
5. Approve the following FY 2024/25 budget amendments:
   a. In the Parks and Recreation Capital Fund, recognize transfers of $8,137,931 from the General Fund Land Sale Reserve and

$500,000 from the General Fund Reserve for Programmed Capital Projects and increase the Planning and Construction of Temporary and/or Permanent ISC Replacement Facility project by $8,637,931; and,

b. In the General Fund, establish transfers to the Parks and Recreation Capital Fund of $8,137,931 from the Land Sale Reserve and $500,000 from the Reserve for Programmed Capital Projects and decrease the Land Sale Reserve by $8,137,931 and the Reserve for Programmed Capital Projects by $500,000.

8. 25-412 Update on Measure I - Santa Clara's Public Facilities and Infrastructure Bond Measure Work Plan, Implementation Schedule, and Request for Direction on the Appointment Process and Terms for the Measure I Bond Compliance Oversight Committee

Recommendation:

1. The City Council note and file the Measure I update report.
2. The City Council take the following actions with respect to the Measure I Citizen's Oversight Committee:
   a. Approve the criteria that 6 of the 7 residents serving on the Citizen's Oversight Committee be selected by District so that all 6 Council Districts are represented.
   b. Stagger the Citizen's Oversight Committee representative terms as follows:
      i. Initial Two-year term for representatives from Districts 1, 3, and 5, and Small Business Representative
      ii. Initial Four-year terms for representatives from Districts 2, 4, 6, the at-large seat, and Large Business Representative

      All Committee Members shall be entitled to serve up to 2 full-four year terms. Those members serving an initial two-year term will be eligible to serve up to two additional four-year terms.

REPORTS OF MEMBERS, SPECIAL COMMITTEES AND COUNCILMEMBER 030 REQUESTS

CITY MANAGER/EXECUTIVE DIRECTOR REPORT

ADJOURNMENT

A special Closed Session meeting is scheduled on Tuesday, April 22, 2025 in the City Hall Council Chambers.

MEETING DISCLOSURES

The time limit within which to commence any lawsuit or legal challenge to any quasi-adjudicative decision made by the City is governed by Section 1094.6 of the Code of Civil Procedure, unless a shorter limitation period is specified by any other provision. Under Section 1094.6, any lawsuit or legal challenge to any quasi-adjudicative decision made by the City must be filed no later than the 90th day following the date on which such decision becomes final. Any lawsuit or legal challenge, which is not filed within that 90-day period, will be barred. If a person wishes to challenge the nature of the above section in court, they may be limited to raising only those issues they or someone else raised at the meeting described in this notice, or in written correspondence delivered to the City of Santa Clara, at or prior to the meeting. In addition, judicial challenge may be limited or barred where the interested party has not sought and exhausted all available administrative remedies.

STREAMING SERVICES: As always, the public may view the meetings on SantaClaraCA.gov, Santa Clara City Television (Comcast cable channel 15 or AT&T U-verse channel 99), or the livestream on the City's YouTube channel or Facebook page.

Note: The public cannot participate in the meeting through these livestreaming methods; livestreaming capabilities may be disrupted at times, viewers may always view and participate in meetings in-person and via Zoom as noted on the agenda.

AB23 ANNOUNCEMENT: Members of the Santa Clara Stadium Authority, Sports and Open Space Authority and Housing Authority are entitled to receive $30 for each attended meeting.

Note: The City Council and its associated Authorities meet as separate agencies but in a concurrent manner. Actions taken should be considered actions of only the identified policy body.

LEGEND: City Council (CC); Stadium Authority (SA); Sports and Open Space Authority (SOSA); Housing Authority (HA); Successor Agency to the City of Santa Clara Redevelopment Agency (SARDA); Bayshore North Project Enhancement Authority (BNPEA); Public Facilities Financing Corporation (PFFC)

Public contact was made by posting the Council agenda on the City's official-notice bulletin board outside City Hall Council Chambers. A complete agenda packet is available on the City's website and in the City Clerk's Office at least 72 hours prior to a Regular Meeting and 24 hours prior to a Special Meeting. A hard copy of any agenda report may be requested by contacting the City Clerk's Office at (408) 615-2220, email clerk@santaclaraca.gov <mailto:clerk@santaclaraca.gov> or at the public information desk at any City of Santa Clara public library.

If a member of the public submits a speaker card for any agenda items, their name will appear in the Minutes. If no speaker card is submitted, the Minutes will reflect "Public Speaker."

In accordance with the requirements of Title II of the Americans with Disabilities Act of 1990 ("ADA"), the City of Santa Clara will not discriminate against qualified individuals with disabilities on the basis of disability in its services, programs, or activities, and will ensure that all existing facilities will be made accessible to the maximum extent feasible. The City of Santa Clara will generally, upon request, provide appropriate aids and services leading to effective communication for qualified persons with disabilities including those with speech, hearing, or vision impairments so they can participate equally in the City's programs, services, and activities. The City of Santa Clara will make all reasonable modifications to policies and programs to ensure that people with disabilities have an equal opportunity to enjoy all of its programs, services, and activities.

Agendas and other written materials distributed during a public meeting that are public record will be made available by the City in an appropriate alternative format. Contact the City Clerk's Office at 1 408-615-2220 with your request for an alternative format copy of the agenda or other written materials.

Individuals who require an auxiliary aid or service for effective communication, or any other disability-related modification of policies or procedures, or other accommodation, in order to participate in a program, service, or activity of the City of Santa Clara, should contact the City's ADA Coordinator at 408-615-3000 as soon as possible but no later than 48 hours before the scheduled event.

City of Santa Clara

1500 Warburton Avenue
Santa Clara, CA 95050
santaclaraca.gov
@SantaClaraCity

Agenda Report

25-388 Agenda Date: 4/8/2025

SUBJECT

Conference with Real Property Negotiators (CC) - Easements for the City's Proposed 115kV Transmission Project
Pursuant to Gov. Code § 54956.8
Properties: See APNs and Addresses Listed Below
City Negotiators: Jovan D. Grogan, City Manager (or designee) and Glen R. Googins, City Attorney (or designee)
Negotiating Parties: City and Property Owners Listed Below
Under Negotiation: Purchase of Real Property interests (provisions, price and terms of payment)

APN	Address	Owner
097-08-114	4090 Network Cl	Oracle America Inc
097-08-058	4220 Network Cl	Oracle America Inc
104-38-007	1515 Wyatt Dr	KOLL/INTEREAL BAY AREA
104-38-014	1500 Wyatt Dr	KOLL/INTEREAL BAY AREA
104-14-160	No Address	Reed and Graham Inc
104-14-164	3750 Bassett St	2MJ Miller Family LP
104-14-132	3720 Bassett St	2MF Miller Family LP
104-14-118	3730 Bassett St	Moriel Real Estate LLC
104-14-144	3670 Bassett St	Charles Avenue Associates
104-14-111	3610 Bassett St	San Tomas Investment Corp
104-15-131	3550 Bassett St	Hgit Bassett Campus LP
104-15-132	3540 Bassett St	Hgit Bassett Campus LP
104-15-133	3530 Bassett St	Hgit Bassett Campus LP
104-15-134	3520 Bassett St	Hgit Bassett Campus LP
104-15-128	3508 Bassett St	Hgit Bassett Campus LP
104-15-105	3500 Bassett St	PDM Steel Service Centers INC
104-51-001	3400 Bassett St	3400 Bassett LLC
101-11-003	3205 Bassett St	Basset California LLC
101-11-004	891 Laurelwood Rd	891 Laurelwood LLC
224-36-039	881 Duane Ave	Storage Equities INC

City of Santa Clara

1500 Warburton Avenue
Santa Clara, CA 95050
santaclaraca.gov
@SantaClaraCity

Agenda Report

25-394 Agenda Date: 4/8/2025

SUBJECT

Conference With Legal Counsel--Anticipated Litigation
Significant exposure to litigation pursuant to paragraph (2) of subdivision (d) of Section 54956.9

Number of potential cases: 1

Request for non-binding mediation from Oracle America Inc. pursuant to section 16 of the Special Facilities Agreement dated February 20, 2007 by and between City of Santa Clara and Sun Microsystems Inc.

SHARTSIS FRIESE LLP
One Maritime Plaza • Eighteenth Floor
San Francisco, California 94111-3598

Joseph V. Mauch
jmauch@sflaw.com

July 20, 2023

VIA FEDERAL EXPRESS

RECEIVED
JUL 21 2023
ELECTRIC DEPARTMENT
ACCOUNT CLERK

Kevin Kolnowski
Electric Utility Chief Operating Officer
City of Santa Clara
1500 Warburton Avenue
Santa Clara, California 95050

Re: Request for Mediation Pursuant to Special Facilities Agreement

To the Electric Utility Chief Operating Officer:

We represent Oracle America, Inc. ("Oracle"). I write on behalf of Oracle regarding the provision of electric power by Silicon Valley Power ("SVP") to the Oracle Santa Clara Campus at 4150 Network Circle in Santa Clara (the "Property").

As you know, the provision of electric power to the Property by SVP is governed by a Special Facilities Agreement (the "Agreement"), which Agreement was originally entered into on February 20, 2007, by SVP and Sun Microsystems, Inc. ("Sun"), the prior owner of the Property until Sun was merged with and subsumed by Oracle, which became Sun's successor-in-interest in the Property and the Agreement. A true and correct copy of the Agreement is enclosed as Exhibit A with this letter.

The Agreement, among other things, required SVP to provide the Property with up to 27 MVA of electric capacity "within twenty-two (22) calendar months after the effective date of this Agreement," *i.e.*, by December 20, 2008. *See* section 2.C. of Agreement. The Agreement likewise requires SVP to "make commercially reasonable efforts" to provide the Property with an additional 27 MVA of electric capacity, for a total capacity of up to 54 MVA, "within twenty-four (24) calendar months after notice and payment of load development fees." *See* section 2.E. of Agreement. The Agreement also provides that the amount of the development fees to be paid for additional load capacity shall be calculated using fees in effect at the time of installation of the primary capacity, which fee at that time was $90.34 per KVA. *See* section 3.A. and Exhibit D of Agreement.

Pursuant to the terms and conditions of the Agreement identified above, on June 22, 2023, Oracle sent a letter to SVP providing SVP with notice that Oracle needed 54 MVA of electric load capacity at the Property. Oracle also tendered payment of the load development fees for the requested additional capacity by means of a check in the amount of $3,194,241.72. This amount represented the difference between the quantity of capacity requested (54 MVA) and the quantity that SVP claims Sun had previously paid for (18.642 MVA), multiplied by the agreed-upon rate of $90.34 per KVA. Oracle requested that SVP provide written confirmation by July 14, 2023, that (1) SVP had received Oracle's payment of load development fees, and (2) SVP was proceeding with commercially reasonable efforts to provide the Property with the requested 54 MVA of electric load capacity.

SVP has failed to provide the requested confirmation, has taken the position that the Agreement does not require it to provide the Property with 54 MVA of electric load capacity within twenty-four months at the rate of $90.34 per KVA, and represented that it has returned the check that Oracle tendered with its June 22 letter. Moreover, SVP's failure to provide the Property with up to 27 MVA of electric load capacity by December 20, 2008, and refusal to make commercially reasonable efforts to provide the additional 27 MVA of capacity within twenty-four months constitutes a breach of the Agreement.

Clearly, there is a dispute between Oracle and SVP regarding the rights and obligations of the parties under the Agreement. Section 16 of the Agreement provides the following regarding resolution of any dispute relating to the Agreement:

> A. Unless otherwise mutually agreed to by the Parties, any controversies between Sun and City regarding the construction or application of this Agreement, and claims arising out of this Agreement or its breach, shall be submitted to mediation within thirty (30) days of the written request of one Party after the service of that request on the other Party.
>
> B. The Parties may agree on one mediator. If they cannot agree on one mediator, the Party demanding mediation shall request the Superior Court of Santa Clara County to appoint a mediator. The mediation meeting shall not exceed one day (eight (8) hours). The Parties may agree to extend the time allowed for mediation under this Agreement.
>
> C. The costs of mediation shall be borne by the Parties equally.
>
> D. Mediation under this section is a condition precedent to filing an action in any court. In the event of litigation or mediation that arises out of any dispute related to this Agreement, the Parties shall each pay their respective attorney's fees, expert witness costs and cost of suit, regardless of the outcome of the litigation.

Pursuant to section 16 of the Agreement, Oracle therefore makes this request for mediation with SVP. Oracle proposes that the parties select a mediator from the JAMS roster of Bay Area

mediators and conduct the mediation at the mediator's office of choice in the Bay Area. Please have your legal counsel contact me to discuss the selection of a mediator.

Nothing contained herein shall be construed to be a waiver of Oracle's rights or remedies, all of which are specifically reserved.

Very truly yours,

Joseph V. Mauch

JVM:jli

Enclosure

9493111

25-106 Agenda Date: 4/8/2025

REPORT TO COUNCIL

SUBJECT
PUBLIC HEARING: Continuance Until May 13, 2025 of Action on a Tentative Parcel Map (PLN23-00379) at 1700 Richard Avenue and 1600 &1650 Memorex Drive to Create a Two-Lot Subdivision.

COUNCIL PILLAR
Promote and Enhance Economic, Housing, and Transportation Development

DISCUSSION
This Public Hearing item was scheduled for the April 8, 2025 meeting but will not be considered for action during that meeting. Staff determined that the lot frontage needed be resolved as a dedicated frontage whereas the applicant was offering it as an easement. Due to the timing required to resolve the frontage, the item is continued. The applicant has been informed of the continuance.

Staff requests that the Council open the Public Hearing and then immediately continue this item to the May 13, 2025 City Council meeting.

ENVIRONMENTAL REVIEW
No environmental determination is necessary for a continuance. An environmental determination will be included with the report for the May 13, 2025 City Council meeting.

PUBLIC CONTACT
On March 26, 2025, a notice of public hearing was published in The Weekly, a newspaper of general circulation, and on March 27, 2025, a notice of this item was mailed to property owners within 500 feet of the project site. At the time of this report, Planning staff has not received public comments regarding the proposed project.

Public contact was made by posting the Council agenda on the City's official-notice bulletin board outside City Hall Council Chambers. A complete agenda packet is available on the City's website and in the City Clerk's Office at least 72 hours prior to a Regular Meeting and 24 hours prior to a Special Meeting. A hard copy of any agenda report may be requested by contacting the City Clerk's Office at (408) 615-2220, email clerk@santaclaraca.gov or at the public information desk at any City of Santa Clara public library.

Should the City Council open the public hearing and then continue the hearing for this project to the May 13, 2025 City Council meeting, additional noticing will not be required.

RECOMMENDATION
Staff recommends that the City Council open the public hearing on this item and then immediately continue the proposed project to the May 13, 2025 City Council meeting.

Reviewed by: Afshan Hamid, Community Development Director
Approved by: Jovan Grogan, City Manager

25-406 Agenda Date: 4/8/2025

REPORT TO COUNCIL

SUBJECT
Commendation of Joseph Aboussleman in Honor of His 100th Birthday

BACKGROUND
Born March 23, 1925 in Brooklyn, New York to Charles & Anna Aboussleman, Joe is one of seven children.

A 20-year Retired Navy Veteran of WWII, Korea, and Vietnam, Joe's post-naval career was as a maintenance mechanic for Lockheed and Fairchild Semiconductor. He moved to Santa Clara in 1960 where he raised three children with his wife Julie. All attended Santa Clara public schools and graduated from Adrian C. Wilcox high school.

Joe was a regular fixture at the Santa Clara Senior Center Woodshop, using the facilities to make toys for his grandchildren, great-grandchildren, and neighborhood children. He also made steps and other useful objects for his neighbors and for his church, St. Lawrence the Martyr Catholic Church, that he has attended since 1960.

DISCUSSION
Joseph Aboussleman is always lending a helping hand to those in need from household appliance repair, leaky faucets, wobbly chairs and bicycles. Joe has shown up and pitched in to enrich the lives of his fellow Santa Clarans for 100 years.

In honor of Joe Aboussleman's 100th birthday this year, the City of Santa Clara commends him for his numerous ongoing contributions to the community and for continuing to exemplify what it means to be a model friend, neighbor and citizen of Santa Clara.

ENVIRONMENTAL REVIEW
This is an informative report only and no action is being taken by the City Council and no environmental review under the California Environmental Quality Act ("CEQA") is required.

FISCAL IMPACT
There is no fiscal impact to the City other than staff time.

PUBLIC CONTACT
Public contact was made by posting the Council agenda on the City's official-notice bulletin board outside City Hall Council Chambers. A complete agenda packet is available on the City's website and in the City Clerk's Office at least 72 hours prior to a Regular Meeting and 24 hours prior to a Special Meeting. A hard copy of any agenda report may be requested by contacting the City Clerk's Office at (408) 615-2220, email clerk@santaclaraca.gov or at the public information desk at any

City of Santa Clara public library.

Reviewed by: Aimee Escobar, Management Analyst, City Manager's Office
Approved by: Jovan D. Grogan, City Manager

ATTACHMENTS
1. Commendation of Joseph Aboussleman in Honor of His 100th Birthday

City of Santa Clara

Commendation

WHEREAS, **Joseph Aboussleman** was born March 23, 1925, in Brooklyn, New York to Charles & Anna Aboussleman, one of 7 children; and

WHEREAS, **Joseph Aboussleman** is a 20-year retired Navy Veteran of WWII, Korea, and Vietnam; his post-naval career was as a maintenance mechanic for Lockheed and Fairchild Semiconductor; and

WHEREAS, **Joseph Aboussleman** moved to Santa Clara in 1960 raising three children with his wife Julie; all attended Santa Clara public schools and graduated from Adrian C. Wilcox high school; Jo Has attended St. Lawrence the Martyr Catholic Church since 1960; and

WHEREAS, **Joseph Aboussleman** was a regular fixture at the Senior Center Woodshop, using the facilities to make toys and other useful objects for his neighbors and for his church, over the years repairing countless leaking faucets, wobbly chairs, and household appliances for his neighbors, friends, and even people he just met, never making anything for himself; and

WHEREAS, **Joseph Aboussleman** has had an impact on the city, as everyone who has ever met him receiving something, from a terrific story to something as small as the strawberry hard candies he keeps in his pocket, never asking for anything in return.

NOW, THEREFORE, I, LISA M. GILLMOR, by virtue of the authority vested in me as Mayor, and on behalf of the Santa Clara City Council, do hereby commend

JOSEPH ABOUSSLEMAN

on his 100th birthday and recognize the indelible impact he has had on the City of Santa Clara.

Given under my hand and the Seal of the City of Santa Clara, California, this 8th day of April 2025.

LISA M. GILLMOR
MAYOR, CITY OF SANTA CLARA

KELLY G. COX
VICE MAYOR, DISTRICT 6

ALBERT GONZALEZ
COUNCILMEMBER, DISTRICT 1

RAJ CHAHAL
COUNCILMEMBER, DISTRICT 2

KAREN HARDY
COUNCILMEMBER, DISTRICT 3

KEVIN PARK
COUNCILMEMBER, DISTRICT 4

SUDS JAIN
COUNCILMEMBER, DISTRICT 5

25-137 Agenda Date: 4/8/2025

REPORT TO COUNCIL

SUBJECT
Proclamation of Autism Acceptance Month

BACKGROUND
Autism Awareness Month originated in 1970. In April 1988, the first presidential proclamation declaring April as Autism Awareness Month was issued.

In 2008, the United Nations General Assembly established April 2 as World Autism Awareness Day, which was initially focused on finding a cure. That first Autism Awareness Day then morphed into a full month, with community members spending April focused on awareness. Over the years, many autistic advocates called on the community to go a step further and move from awareness to acceptance.

The 2025 theme of Autism Acceptance Month, “Celebrate Differences” serves as a reminder to foster inclusivity and connectedness and to renew the commitment to honoring the unique perspectives of autistic people and supporting children with autism and their families so they can reach their full potential.

DISCUSSION
At the April 8, 2025, City Council meeting, the City Council will proclaim the month of April as Autism Acceptance Month.

Francisco Valenzuela, the Government Affairs and Community Relations Manager from the San Andreas Regional Center (SARC) will accept the proclamation.

The San Andreas Regional Center is a community-based, private nonprofit corporation funded by the State of California to serve people with developmental disabilities as required by the Lanterman Developmental Disabilities Act. The Lanterman Act is part of California law that sets out the rights and responsibilities of persons with developmental disabilities.

San Andreas Regional Center provides case management and community services for residents of Santa Clara, Santa Cruz, San Benito, and Monterey counties whose intellectual or developmental disabilities cause severe impairments in their daily lives. Regional center services are a voluntary entitlement through the Lanterman Developmental Disabilities Services Act, the state of California’s first-of-its-kind civil rights law for such individuals. The Lanterman Act dedicates regional centers to serve individuals with intellectual disability or other similar conditions, autism spectrum disorder, cerebral palsy, and epilepsy who require assistance to remain a part of their community. The regional centers also partner with the counties’ offices of education to administer and provide early intervention services for children before their third birthday who have or are at-risk for developmental

delays.

ENVIRONMENTAL REVIEW
This is an information report only and no action is being taken by the City Council and no environmental review under the California Environmental Quality Act ("CEQA") is required.

FISCAL IMPACT
There is no fiscal impact to the City other than staff time.

PUBLIC CONTACT
Public contact was made by posting the Council agenda on the City's official-notice bulletin board outside City Hall Council Chambers. A complete agenda packet is available on the City's website and in the City Clerk's Office at least 72 hours prior to a Regular Meeting and 24 hours prior to a Special Meeting. A hard copy of any agenda report may be requested by contacting the City Clerk's Office at (408) 615-2220, email clerk@santaclaraca.gov or at the public information desk at any City of Santa Clara public library.

Reviewed by: Aimee Escobar, Management Analyst, City Manager's Office
Approved by: Jovan D. Grogan, City Manager

ATTACHMENTS
1. Proclamation of Autism Acceptance Month

City of Santa Clara

Proclamation

WHEREAS, in the United States, more than 5.4 million adults are autistic, and 1 in every 44 children had been diagnosed with autism and is often misunderstood. Autistic people face obstacles when seeking employment, health care, education, and housing; the immense contributions of people with autism are often overlooked. Autism Acceptance Month is a time to celebrate the differences of neurodiverse people everywhere and champion the equal rights and dignity of those on the autism spectrum; and

WHEREAS, the 2025 theme of Autism Acceptance Month, "Celebrate Differences" serves as a reminder to foster inclusivity and connectedness and to renew the commitment to honoring the unique perspectives of autistic people and supporting children with autism and their families so they can reach their full potential; and

WHEREAS, the San Andreas Regional Center (SARC) is a community-based, private nonprofit corporation that serves people with developmental disabilities. SARC provides case management and community services for residents of Santa Clara, Santa Cruz, San Benito, and Monterey counties whose intellectual or developmental disabilities cause severe impairments in their daily lives.

NOW, THEREFORE, I, LISA M. GILLMOR, by virtue of the authority vested in me as Mayor, and on behalf of the entire City Council, do hereby proclaim the month of April 2025 as

AUTISM ACCEPTANCE MONTH

in the City of Santa Clara and recognize the significant contributions of autistic individuals within this community.

Given under my hand and the Seal of the City of Santa Clara, California, this 8TH day of April 2025.

LISA M. GILLMOR
MAYOR, CITY OF SANTA CLARA

KELLY G. COX
VICE MAYOR, DISTRICT 6

ALBERT GONZALEZ
COUNCILMEMBER, DISTRICT 1

RAJ CHAHAL
COUNCILMEMBER, DISTRICT 2

KAREN HARDY
COUNCILMEMBER, DISTRICT 3

KEVIN PARK
COUNCILMEMBER, DISTRICT 4

SUDS JAIN
COUNCILMEMBER, DISTRICT 5

25-138 Agenda Date: 4/8/2025

REPORT TO COUNCIL

SUBJECT
Proclamation of American Muslim Appreciation and Awareness Month

BACKGROUND
In 2016, the California State Legislature proclaimed August as Muslim Appreciation and Awareness Month to respectfully acknowledge the rich history and guiding virtues of Muslim Americans, as well as commend Muslim communities in California for their lasting positive impacts toward the advancement of the nation.

Senator Aisha Wahab, in 2024, sponsored a measure to recognize the month of April as American Muslim Appreciation and Awareness Month. By celebrating the month in April instead of August, it falls within the K-12 school year, allowing students from all faiths and backgrounds the opportunity to engage with, commemorate, and further their understanding of American Muslim Appreciation and Awareness Month.

The Bay Area has one of the largest Muslim populations in the United States, with nearly 250,000 Muslims and diverse mosques, religious centers, and community institutions. American Muslims continue to make rich contributions to the social, cultural, and economic vibrancy of the Bay Area including Santa Clara. The City of Santa Clara embraces the diversity of its communities and celebrates the opportunity to better understand, recognize, and appreciate the rich history of American Muslims.

The City of Santa Clara recognizes American Muslim Appreciation and Awareness Month to affirm the City's continued support and to stand in solidarity with the Muslim community against anti-Muslim rhetoric and violence.

DISCUSSION
At the April 8, 2025, City Council meeting, the City of Santa Clara will recognize April 2025 as American Muslim Appreciation and Awareness Month to acknowledge and promote awareness of the invaluable contributions of American Muslims.

Musa Tariq, Policy Coordinator with the Council on American-Islamic Relations-California (CAIR) and a representative from the Muslim Community Association (MCA) will be present to accept the proclamation.

The Council on American-Islamic Relations (CAIR) is a nonprofit, grassroots civil rights and advocacy group. CAIR is America’s largest Islamic civil liberties group, with regional offices nationwide whose mission is to enhance understanding of Islam, protect civil liberties, promote justice, and empower American Muslims.

The Muslim Community Association (MCA) was incorporated as a non-profit religious organization in 1981. In addition to being open for prayers five times a day, MCA provides educational programs (dawah), outreach and social services, Weekend Islamic School (WIS) programs, Islamic Counseling and Education (ICE), and youth and women's services. MCA also operates three educational service institutions: Granada Islamic School (K-8), Weekend (Sunday) Islamic School, and Al Arqam School.

ENVIRONMENTAL REVIEW

This is an informative report only and no action is being taken by the City Council and no environmental review under the California Environmental Quality Act ("CEQA") is required.

FISCAL IMPACT

There is no fiscal impact to the City other than staff time.

PUBLIC CONTACT

Public contact was made by posting the Council agenda on the City's official-notice bulletin board outside City Hall Council Chambers. A complete agenda packet is available on the City's website and in the City Clerk's Office at least 72 hours prior to a Regular Meeting and 24 hours prior to a Special Meeting. A hard copy of any agenda report may be requested by contacting the City Clerk's Office at (408) 615-2220, email clerk@santaclaraca.gov or at the public information desk at any City of Santa Clara public library.

Reviewed by: Aimee Escobar, Management Analyst, City Manager's Office
Approved by: Jovan D. Grogan, City Manager

ATTACHMENTS

1. Proclamation of American Muslim Appreciation and Awareness Month

City of Santa Clara

Proclamation

WHEREAS, American Muslim Appreciation and Awareness Month is celebrated each year to honor American Muslims for their many social, cultural, and economic contributions in addition to recognizing the positive impact that American Muslims have made toward the advancement of the wealth and construction of the United States; and

WHEREAS, Santa Clara County is a thriving community with over 60,000 Muslim residents pursuing diverse professions and making rich contributions to the social, cultural, and economic vibrancy of the United States, and have distinguished themselves by fostering greater respect and understanding among all people through faith and services; and

WHEREAS, the Council on American-Islamic Relations (CAIR) is a nonprofit, grassroots civil rights and advocacy group whose mission is to enhance the understanding of Islam, protect civil liberties, promote justice, and empower American Muslims; and

WHEREAS, the Muslim Community Association (MCA), a non-profit religious organization provides educational programs (dawah), outreach and social services, Weekend Islamic School (WIS) programs, Islamic Counseling and Education (ICE), and youth and women's services in addition to operating three educational service institutions.

NOW, THEREFORE, I, LISA M. GILLMOR, by virtue of the authority vested in me as Mayor, and on behalf of the entire City Council, do hereby proclaim the month of April 2025 as

AMERICAN MUSLIM APPRECIATION AND AWARENESS MONTH

in the City of Santa Clara and do hereby recognize the rich history and significant contributions that American Muslims have had on our city and community.

Given under my hand and the Seal of the City of Santa Clara, California, this 8TH day of April 2025.

LISA M. GILLMOR
MAYOR, CITY OF SANTA CLARA

KELLY G. COX
VICE MAYOR, DISTRICT 6

ALBERT GONZALEZ
COUNCILMEMBER, DISTRICT 1

RAJ CHAHAL
COUNCILMEMBER, DISTRICT 2

KAREN HARDY
COUNCILMEMBER, DISTRICT 3

KEVIN PARK
COUNCILMEMBER, DISTRICT 4

SUDS JAIN
COUNCILMEMBER, DISTRICT 5

25-104 Agenda Date: 4/8/2025

REPORT TO COUNCIL

SUBJECT
Proclamation of April 6-12, 2025 as National Library Week

BACKGROUND
National Library Week (April 6-12, 2025) is an annual celebration highlighting the valuable role that libraries, librarians, and library workers play in transforming lives and strengthening our communities. The theme for National Library Week 2025 is “Drawn to the Library.”

The residents of the City of Santa Clara saw a need for a local library as far back as 1870, when the Santa Clara Library Association formed and collected over 300 volumes to share with residents at the Odd Fellows Hall on Washington and Franklin Streets. Since the construction of the first Santa Clara City Library (Library) in 1955, where the Mission Branch Library now stands, the possibilities and resources shared with City residents have grown exponentially.

With 600,258 visitors and a diverse collection of materials circulating 1,594,219 times in FY 2023-24, the Library continues to draw in community members eager for not only books but music and movies; technological equipment, help and resources; community rooms and spaces; and programs and services like bilingual story time, tax help, reference and information services, and literacy and ESL support. Well-known for its service to children and families, the Library provides endless reading for youth of all ages, homework help, board games, and programming from STEM activities to Lego Club. 2024 also saw the addition of a Ukrainian collection for children, helping families maintain cultural and linguistic traditions for the next generation. Library services are just as strong for Santa Clara residents of all ages. Adults from many backgrounds join book clubs, conversation clubs, and other programs connecting them to other community members with shared interests. Entertainment and informational, educational, cultural and language resources are available for all ages, with books and materials in over ten languages, featuring Chinese, Spanish, Japanese, Korean and Hindi.

The Library also plays a critical role in supporting the needs of the Santa Clara community by providing assistance to job seekers, small businesses, and entrepreneurs from all economic, social and cultural backgrounds through internet and technology access, literacy skill support, and connection to services, resources and information. By providing opportunities for all members of the community to gather and connect over shared interests, programs, and meeting spaces for local individuals and groups, the Library provides accessible and inclusive places that promote a sense of local connection, advancing understanding, civic engagement, and shared community goals.

After successfully increasing systemwide public open hours from 88 to 144 hours per week in October 2023, marking a significant recovery from the impacts of COVID on public services, the community continued to ask for more time at the Library. During the winter closure from December 26 to December 31, Central Park Library remained open to serve the public, serving 6,483

community members eager for services. On January 26, 2025, thanks to Council responsiveness to the repeated requests from the community, Central Park Library restored Sunday hours from 1pm to 5pm.

DISCUSSION

The American Library Association's (ALA) theme for National Library Week 2025 is "Drawn to the Library,!" to share the word that whatever draws you in, the Library has something for everyone. This year's National Library Week occurs April 6-12, 2025, and is celebrated across the country.

The proclamation of April 6-12, 2025 as National Library Week raises awareness about the positive impact that the Santa Clara City Library has on improving the quality of life for all Santa Clara residents. These efforts materialize every day in the free and welcoming spaces, collections, services and programs designed to nurture the intellectual freedom, cultural expression and social health and connection of the community. Santa Clara City Library concretely supports the intellectual freedom and freedom to read of its community by providing a diverse and balanced collection including challenged and banned books, accessible and shared through displays and book lists, so community members of all economic situations have the resources to read and think freely.

The Library invites the community to participate in National Library Week by visiting City libraries, and sharing what stories or services at the Library they valued most in the last year.

City Librarian, Patty Wong, and Chair of the Board of Library Trustees, Jonathon Evans, will receive the proclamation.

ENVIRONMENTAL REVIEW

The action being considered does not constitute a "project" within the meaning of the California Environmental Quality Act ("CEQA") pursuant to CEQA Guidelines section 15378(a) as it has no potential for resulting in either a direct physical change in the environment, or a reasonably foreseeable indirect physical change in the environment.

FISCAL IMPACT

There is no fiscal impact other than staff time.

PUBLIC CONTACT

Public contact was made by posting the Council agenda on the City's official-notice bulletin board outside City Hall Council Chambers. A complete agenda packet is available on the City's website and in the City Clerk's Office at least 72 hours prior to a Regular Meeting and 24 hours prior to a Special Meeting. A hard copy of any agenda report may be requested by contacting the City Clerk's Office at (408) 615-2220, email clerk@santaclaraca.gov or at the public information desk at any City of Santa Clara public library.

Reviewed by: Patty Wong, Director, Library
Approved by: Jovan D. Grogan, City Manager

ATTACHMENTS

1. Proclamation of April 6-12, 2025 as National Library Week

City of Santa Clara

Proclamation

WHEREAS, libraries are cornerstones of democracy, promoting the free exchange of information and ideas for all; and

WHEREAS, libraries provide the opportunity for everyone to pursue their passions and engage in lifelong learning, allowing them to live their best life; and

WHEREAS, libraries strive to develop and maintain programs and collections that are as diverse as the populations they serve and ensure equity of access for all; and

WHEREAS, libraries serve as safe spaces for all members of the community to connect, express themselves, and learn, regardless of age, race, ethnicity, creed, ability, sexual orientation, gender identity, or socio-economic status; and

WHEREAS, our Santa Clara City Library supports the intellectual freedom and freedom to read of its community by providing a diverse and balanced collection including challenged and banned books, ensuring those books are accessible, and educating others on banned and challenged books through displays and book lists, providing sanctuary for all seeking the freedom to read.

NOW, THEREFORE, I, LISA M. GILLMOR, by virtue of the authority vested in me as Mayor, and on behalf of the entire City Council, do hereby proclaim the week of April 6 -12, 2025 as

NATIONAL LIBRARY WEEK

in the City of Santa Clara and encourage all residents to visit their Santa Clara City Library to explore the wealth of resources available.

Given under my hand and the Seal of the City of Santa Clara, California, this 8th day of April 2025.

LISA M. GILLMOR
MAYOR, CITY OF SANTA CLARA

KELLY G. COX
VICE MAYOR, DISTRICT 6

ALBERT GONZALEZ
COUNCILMEMBER, DISTRICT 1

RAJ CHAHAL
COUNCILMEMBER, DISTRICT 2

KAREN HARDY
COUNCILMEMBER, DISTRICT 3

KEVIN PARK
COUNCILMEMBER, DISTRICT 4

SUDS JAIN
COUNCILMEMBER, DISTRICT 5

25-441 Agenda Date: 4/8/2025

REPORT TO COUNCIL

SUBJECT

Action on the March 17, 2025 Special City Council Meeting Minutes and March 25, 2025 Joint City Council and Authorities Concurrent & Santa Clara Stadium Authority Board Meeting Minutes.

RECOMMENDATION

Approve the meeting minutes of the March 17, 2025 Special City Council Meeting and March 25, 2025 Joint City Council and Authorities Concurrent & Santa Clara Stadium Authority Board Meeting.

Draft

City of Santa Clara

Meeting Minutes

Call and Notice of Special Meeting of the City Council

03/17/2025	**5:30 PM**	**City Hall Council Chambers** **1500 Warburton Avenue** **Santa Clara, CA 95050**

The City of Santa Clara is conducting City Council meetings in a hybrid manner (in-person and virtually for viewing only).

• Via Zoom:

- https://santaclaraca.zoom.us/j/99706759306
  Meeting ID: 997-0675-9306

How to Submit Written Public Comment Before City Council Meeting:
By email to clerk@santaclaraca.gov by 12 p.m. the day of the meeting. Those emails will be forwarded to the Council and will be uploaded to the City Council Agenda as supplemental meeting material. Emails received after the 12 p.m. cutoff time up through the end of the meeting will form part of the meeting record.

NOTICE IS HEREBY GIVEN that, pursuant to the provisions of California Government Code §54956 ("The Brown Act") and Section 708 of the Santa Clara City Charter, the Mayor calls for a Special Meeting of the City Council of the City of Santa Clara to commence and convene on March 17, 2025, at 5:30 pm in the City Hall Council Chambers located in the East Wing of City Hall at 1500 Warburton Avenue, Santa Clara, California.

Individuals seeking AB 1234 certification should appear prior to commencement of the meeting to sign-in. Sign-in process will open starting at 5:00 PM.

5:30 PM SPECIAL MEETING OF THE CITY COUNCIL

1. Call to Order and Confirmation of Quorum in the Council Chambers

Mayor Gillmor called the Special Meeting to order at 5:30 PM.

Assistant City Clerk Pimentel confirmed a quorum.

2. TRAINING

This is a training session only. No City Council action is contemplated. Members of the public are invited to attend and will be invited to provide input (in-person only) within the context of the training session.

2.1 California's Open Meetings Laws and Ethics Requirements: Training and Discussions on Transparency and Good Conduct for Public Officials in Compliance with AB 1234
Department: City Attorney's Office

City Attorney Googins and **Deputy City Attorney II Haro** provided a Powerpoint presentation on California's Open Meeting Laws and Ethics Requirements: Training for Public Officials in Compliance with AB 1234.

3. ADJOURNMENT

The meeting was adjourned at 9:15 PM.

The next regular scheduled meeting is on Tuesday, March 25, 2025 in the City Hall Council Chambers.

MEETING DISCLOSURES

STREAMING SERVICES: The public may view the meeting/training on Zoom and via livestream on the City's YouTube channel or Facebook page.

Note: The public cannot participate in the meeting through these livestreaming methods; livestreaming capabilities may be disrupted at times, viewers may participate in-person.

Public contact was made by posting the Council agenda on the City's official-notice bulletin board outside City Hall Council Chambers. A complete agenda packet is available on the City's website and in the City Clerk's Office at least 72 hours prior to a Regular Meeting and 24 hours prior to a Special Meeting. A hard copy of any agenda report may be requested by contacting the City Clerk's Office at (408) 615-2220, email clerk@santaclaraca.gov or at the public information desk at any City of Santa Clara public library.

In accordance with the requirements of Title II of the Americans with Disabilities Act of 1990 ("ADA"), the City of Santa Clara will not discriminate against qualified individuals with disabilities on the basis of disability in its services, programs, or activities, and will ensure that all existing facilities will be made accessible to the maximum extent feasible. The City of Santa Clara will generally, upon request, provide appropriate aids and services leading to effective communication for qualified persons with disabilities including those with speech, hearing, or vision impairments so they can participate equally in the City's programs, services, and activities. The City of Santa Clara will make all reasonable modifications to policies and programs to ensure that people with disabilities have an equal opportunity to enjoy all of its programs, services, and activities.

Agendas and other written materials distributed during a public meeting that are public record will be made available by the City in an appropriate alternative format. Contact the City Clerk's Office at 1 408-615-2220 with your request for an alternative format copy of the agenda or other written materials.

Individuals who require an auxiliary aid or service for effective communication, or any other disability-related modification of policies or procedures, or other accommodation, in order to participate in a program, service, or activity of the City of Santa Clara, should contact the City's ADA Coordinator at 408-615-3000 as soon as possible but no later than 48 hours before the scheduled event.

City of Santa Clara

Meeting Minutes of the

Joint City Council and Authorities Concurrent &

Santa Clara Stadium Authority Board

03/25/2025 **5:30 PM** **Hybrid Meeting**
City Hall Council Chambers/Virtual
1500 Warburton Avenue
Santa Clara, CA 95050

Council/Boardmember Chahal will be participating remotely under the Provisions of AB 2449 "Just Cause"

The City of Santa Clara is conducting City Council meetings in a hybrid manner (in-person and continues to have methods for the public to participate remotely).

- Via Zoom:
  - https://santaclaraca.zoom.us/j/99706759306
    Meeting ID: 997-0675-9306
  - Phone 1(669) 900-6833

How to Submit Written Public Comment Before City Council Meeting:

1. Use the eComment tab located on the City Council Agenda page https://santaclara.legistar.com/Calendar.aspx). eComments are directly sent to the iLegislate application used by City Council and staff, and become part of the public record. eComment closes 15 minutes before the start of a meeting.
2. By email to clerk@santaclaraca.gov by 12 p.m. the day of the meeting. Those emails will be forwarded to the Council and will be uploaded to the City Council Agenda as supplemental meeting material. Emails received after the 12 p.m. cutoff time up through the end of the meeting will form part of the meeting record. Please identify the Agenda Item Number in the subject line of your email.
   NOTE: Please note eComments and Emails received as public comment **will not** be read aloud during the meeting.

Agendas, Staff Reports and some associated documents for City Council items may be viewed on the Internet at https://santaclara.legistar.com/Calendar.aspx

All public records relating to an open session item on this agenda, which are not exempt from disclosure pursuant to the California Public Records Act, that are distributed to a majority of the legislative body will be available for public inspection at the Office of the City Clerk at Santa Clara City Hall, 1500 Warburton Avenue, Santa Clara, CA 95050 at the same time that the public records are distributed or made available to the legislative body. Any draft contracts, ordinances and resolutions posted on the Internet site or distributed in advance of the Council meeting may not be the final documents approved by the City Council. For the final document, you may contact the Office of the City Clerk at (408) 615-2220 or Clerk@santaclaraca.gov.

Closed Session - 5:30 PM | Regular Meeting - 7:00 PM

5:30 PM CLOSED SESSION

Call to Order in the Council Chambers

Mayor Gillmor called the Closed Session to order at 5:31 PM.

Confirmation of Quorum

Assistant City Clerk Pimentel confirmed a quorum and noted that Councilmember Chahal would be participating remotely under the "Just Cause" Provisions of AB 2449.

1. 25-351 Public Employee Performance Evaluation (CC)
Pursuant to Government Code § 54957(b)(1)
Title: City Attorney

Public Comment

None.

Convene to Closed Session (Council Conference Room)

Mayor Gillmor adjourned into Closed Session at 5:32 PM.

7:00 PM JOINT CITY COUNCIL/STADIUM AUTHORITY BOARD MEETING

Call to Order in the Council Chambers

Mayor/Chair Gillmor called the regular meeting to order at 7:02 PM.

Pledge of Allegiance and Statement of Values

Council/Board recited the Pledge of Allegiance.

Council/Boardmember Hardy recited the Statement of Values.

Roll Call

Assistant City Clerk/Secretary Pimentel recited the AB23 announcement and Statement of Behavioral Standards.

Assistant City Clerk/Secretary Pimentel also noted that any registered Lobbyist speaking during the Public Meeting will need to identify themselves and whom they represent.

Present: 7 - Council/Boardmember Albert Gonzalez, Council/Boardmember Raj Chahal, Council/Boardmember Karen Hardy, Council/Boardmember Kevin Park, Council/Boardmember Suds Jain, Vice Mayor/Chair Kelly Cox, and Mayor/Chair Lisa M. Gillmor

REPORTS OF ACTION TAKEN IN CLOSED SESSION MATTERS

Mayor Gillmor reported that there was no reportable action from Closed Session.

CONTINUANCES/EXCEPTIONS/RECONSIDERATIONS

Mayor Gillmor noted that Item 9 regarding a General Plan Amendment to Incorporate the Multi-Jurisdictional Hazard Mitigation Program into the Safety Element of the City's General Plan would be continued to a later meeting.

SPECIAL ORDER OF BUSINESS

2.A 25-135 Proclamation of March as Youth Arts Month

Mayor Gillmor, on behalf of the **Council**, proclaimed March 2025 as Youth Arts Month.

Sofia Fojas (Arts Coordinator, Santa Clara County Office of Education) and **Chandra Henry (Coordinator of Arts, Libraries and Instructional Resources)** accepted the proclamation and provided some remarks.

Council comments followed.

2.B 25-136 Proclamation of March as Red Cross Month

Mayor Gillmor, on behalf of the **Council**, proclaimed March 2025 as Red Cross Month.

Reagan Lund (Executive Director, American Red Cross) accepted the proclamation and provided some remarks.

CONSENT CALENDAR

Mayor/Chair Gillmor noted that she will recuse herself from Item 3.G regarding Amendment No. 5 to the Agreement with Wallace Roberts and Todd, LLC for Downtown Precise Plan Infrastructure Fee Services due to a conflict of interest as her business office is within the Downtown Precise Plan.

Vice Mayor/Chair Cox pulled Item 3.F regarding agreements with Arini Geographics, LLC and Lynx Technologies for Enterprise Geographic Information System (GIS) Professional Services and noted that she will recuse herself from Item 3.G regarding Amendment No. 5 to the Agreement with Wallace Roberts and Todd, LLC for Downtown Precise Plan Infrastructure Fee Services due to a conflict of interest with her employment at Santa Clara University.

Council/Boardmember Jain pulled Item 4.B regarding the Santa Clara Stadium Authority Financial Status Report.

A motion was made by Council/Boardmember Jain, seconded by Council/Boardmember Gonzalez, to approve the Consent Calendar (except Items 3.F and 4.B).

Aye: 7 - Council/Boardmember Albert Gonzalez, Council/Boardmember Raj Chahal, Council/Boardmember Karen Hardy, Council/Boardmember Kevin Park, Council/Boardmember Suds Jain, Vice Mayor/Chair Kelly Cox, and Mayor/Chair Lisa M. Gillmor

3.A 25-371 Action on the March 4, 2025 Special City Council and Santa Clara Stadium Authority Board Meeting Minutes and March 11, 2025 Joint City Council and Authorities Concurrent & Santa Clara Stadium Authority Board Meeting Minutes.

Recommendation: Approve the meeting minutes of the March 4, 2025 Special City Council and Santa Clara Stadium Authority Board Meeting and March 11, 2025 Joint City Council and Authorities Concurrent & Santa Clara Stadium Authority Board Meeting.

A motion was made by Councilmember Jain, seconded by Councilmember Gonzalez, to approve the meeting minutes of the March 4, 2025 Special City Council and Santa Clara Stadium Authority Board Meeting and March 11, 2025 Joint City Council and Authorities Concurrent & Santa Clara Stadium Authority Board Meeting.

Aye: 7 - Councilmember Gonzalez, Councilmember Chahal, Councilmember Hardy, Councilmember Park, Councilmember Jain, Vice Mayor Cox, and Mayor Gillmor

3.B 25-06 Board, Commissions and Committee Minutes

Recommendation: Note and file the Minutes of:
Audit Committee - November 21, 2024
Planning Commission - February 19, 2025
Station Area Task Force - September 19, 2024
Station Area Task Force - October 17, 2024
Station Area Task Force - November 21, 2024
Neighborhood University Relations Committee - July 11, 2024
Historical and Landmarks Commission - February 6, 2025

A motion was made by Councilmember Jain, seconded by Councilmember Gonzalez, to note and file the minutes of: Audit Committee - November 21, 2024; Planning Commission - February 19, 2025; Station Area Task Force - September 19, 2024; Station Area Task Force - October 17, 2024; Station Area Task Force - November 21, 2024; Neighborhood University Relations Committee - July 11, 2024; and Historical and Landmarks Commission - February 6, 2025.

Aye: 7 - Councilmember Gonzalez, Councilmember Chahal, Councilmember Hardy, Councilmember Park, Councilmember Jain, Vice Mayor Cox, and Mayor Gillmor

3.C 25-65 Action on the City of Santa Clara Public Facilities Financing Corporation Federal and State Income Tax Exempt Reporting for Fiscal Year 2023/24

Recommendation: Authorize the Executive Director, or designee, to file the 2023 Internal Revenue Service Form 990 (Return of Organization Exempt from Income Tax) and the State of California Form 199 (Exempt Organization Annual Information Return) on behalf of the City of Santa Clara Public Facilities Financing Corporation.

A motion was made by Councilmember Jain, seconded by Councilmember Gonzalez, to authorize the Executive Director, or designee, to file the 2023 Internal Revenue Service Form 990 (Return of Organization Exempt from Income Tax) and the State of California Form 199 (Exempt Organization Annual Information Return) on behalf of the City of Santa Clara Public Facilities Financing Corporation.

Aye: 7 - Councilmember Gonzalez, Councilmember Chahal, Councilmember Hardy, Councilmember Park, Councilmember Jain, Vice Mayor Cox, and Mayor Gillmor

3.D 25-245 Action on the City of Santa Clara Federally Funded Grants' Single Audit Report for Fiscal Year Ended June 30, 2024

Recommendation: Note and file the City of Santa Clara Single Audit Report for the year ended June 30, 2024, as recommended by the City Council Audit Committee.

A motion was made by Councilmember Jain, seconded by Councilmember Gonzalez, to note and file the City of Santa Clara Single Audit Report for the year ended June 30, 2024, as recommended by the City Council Audit Committee.

Aye: 7 - Councilmember Gonzalez, Councilmember Chahal, Councilmember Hardy, Councilmember Park, Councilmember Jain, Vice Mayor Cox, and Mayor Gillmor

3.E 25-75 Action on Authorizing the City Manager to Negotiate and Execute Amendments to Agreements with Electrical Maintenance Consultants, Brush Americas, and Mitsubishi Powers Americas, Inc. for Generator Maintenance Services

Recommendation:

1. Determine the proposed action is exempt from CEQA pursuant to sections 15301 (Class 1 - Existing Facilities) and 15302 (Class 2 - Replacement or Reconstruction) of Title 14 of the California Code of Regulations;
2. Authorize the City Manager or designee to negotiate and execute amendments to agreements with Electrical Maintenance Consultants, Brush Americas, and Mitsubishi Power Americas, Inc. for generator maintenance services to increase the aggregate maximum compensation by $7,000,000 for a revised aggregate maximum compensation not-to-exceed $10,000,000, subject to the review and approval as to form by the City Attorney; and
3. Authorize the City Manager or designee to take any actions as necessary to implement and administer the agreements as amended and negotiate and execute future amendment(s) to (1) add or delete services, (2) adjust future rates based on market conditions, (3) make de minimis revisions, (4) extend the term for up to five additional years until February 27, 2032, in such increments as determined by the City Manager, subject to the appropriation of funds and the review and approval as to form by the City Attorney.

A motion was made by Councilmember Jain, seconded by Councilmember Gonzalez, to (1) determine the proposed action is exempt from CEQA pursuant to sections 15301 (Class 1 - Existing Facilities) and 15302 (Class 2 - Replacement or Reconstruction) of Title 14 of the California Code of Regulations; (2) authorize the City Manager or designee to negotiate and execute amendments to agreements with Electrical Maintenance Consultants, Brush Americas, and Mitsubishi Power Americas, Inc. for generator maintenance services to increase the aggregate maximum compensation by $7,000,000 for a revised aggregate maximum compensation not-to-exceed $10,000,000, subject to the review and approval as to form by the City Attorney; and (3) authorize the City Manager or designee to take any actions as necessary to implement and administer the agreements as amended and negotiate and execute future amendment(s) to (a) add or delete services, (b) adjust future rates based on market conditions, (c) make de minimis revisions, (d) extend the term for up to five additional years until February 27, 2032, in such increments as determined by the City Manager, subject to the appropriation of funds and the review and approval as to form by the City Attorney.

Aye: 7 - Councilmember Gonzalez, Councilmember Chahal, Councilmember Hardy, Councilmember Park, Councilmember Jain, Vice Mayor Cox, and Mayor Gillmor

3.G 25-209 Action on Amendment No. 5 with Wallace Roberts and Todd, LLC for Downtown Precise Plan Infrastructure Fee Services to Extend the Term until December 31, 2025

Recommendation: Authorize the City Manager to execute Amendment No. 5 to the Agreement with Wallace Roberts and Todd, LLC (WRT) for the Downtown Specific Plan to extend the term until December 31, 2025, in a final form approved by the City Attorney.

A motion was made by Councilmember Jain, seconded by Councilmember Gonzalez, to authorize the City Manager to execute Amendment No. 5 to the Agreement with Wallace Roberts and Todd, LLC (WRT) for the Downtown Specific Plan to extend the term until December 31, 2025, in a final form approved by the City Attorney.

Aye: 5 - Councilmember Gonzalez, Councilmember Chahal, Councilmember Hardy, Councilmember Park, and Councilmember Jain

Recused: 2 - Vice Mayor Cox, and Mayor Gillmor

3.H 25-280 Authorize the City Manager to Execute a Small Cell Attachment Agreement with GTE Mobilenet of California Limited Partnership, D/B/A Verizon Wireless.

Recommendation:

1. Determine the proposed action is exempt from CEQA pursuant to section 15303 (Class 3 - New Construction or Conversion of Small Structures) of Title 14 of the California Code of Regulations; and
2. Authorize the City Manager to execute the Small Cell Attachment Agreement (Agreement) with GTE Mobilenet of California Limited Partnership, D/B/A Verizon Wireless; and
3. Authorize the City Manager or designee to take any actions as necessary to implement and administer the Agreement and to negotiate and execute amendments to the Agreement as amended to (a) maintain consistency with local, state, or federal regulations or make other necessary or advisable changes; (b) adjust future fees and rates; and (c) exercise an option to extend the term through March 31, 2040, subject to the review and approval as to form by the City Attorney.

A motion was made by Councilmember Jain, seconded by Councilmember Gonzalez, to (1) determine the proposed action is exempt from CEQA pursuant to section 15303 (Class 3 - New Construction or Conversion of Small Structures) of Title 14 of the California Code of Regulations; and (2) authorize the City Manager to execute the Small Cell Attachment Agreement (Agreement) with GTE Mobilenet of California Limited Partnership, D/B/A Verizon Wireless; and (3) authorize the City Manager or designee to take any actions as necessary to implement and administer the Agreement and to negotiate and execute amendments to the Agreement as amended to (a) maintain consistency with local, state, or federal regulations or make other necessary or advisable changes; (b) adjust future fees and rates; and (c) exercise an option to extend the term through March 31, 2040, subject to the review and approval as to form by the City Attorney.

Aye: 7 - Councilmember Gonzalez, Councilmember Chahal, Councilmember Hardy, Councilmember Park, Councilmember Jain, Vice Mayor Cox, and Mayor Gillmor

3.I 25-221 Action on Authorizing the Use of City Electric Forces for Public Works at San Tomas Expressway at Cabrillo Avenue, Monroe Street, and Walsh Avenue

Recommendation:

1. Determine that the proposed action is exempt from CEQA pursuant to Section 15302 (Class 2 - Replacement or Reconstruction) of Title 14 of the California Code of Regulations; and
2. Declare and determine in accordance with Section 1310 of the City Charter that the public works located at San Tomas Expressway at Cabrillo Avenue, Monroe Street, and Walsh Avenue are better performed by the City with its own employees based on the information set forth in this Report to Council and authorize the performance of the public works consistent with this authorization.

A motion was made by Councilmember Jain, seconded by Councilmember Gonzalez, to (1) determine that the proposed action is exempt from CEQA pursuant to Section 15302 (Class 2 - Replacement or Reconstruction) of Title 14 of the California Code of Regulations; and (2) declare and determine in accordance with Section 1310 of the City Charter that the public works located at San Tomas Expressway at Cabrillo Avenue, Monroe Street, and Walsh Avenue are better performed by the City with its own employees based on the information set forth in the Report to Council and authorize the performance of the public works consistent with this authorization.

Aye: 7 - Councilmember Gonzalez, Councilmember Chahal, Councilmember Hardy, Councilmember Park, Councilmember Jain, Vice Mayor Cox, and Mayor Gillmor

3.J 25-98 Action on the 2024 General Plan Annual Progress Report (APR)

Recommendation: Accept the General Plan Annual Progress Report as presented by staff for submittal to the California Department of Housing and Community Development (HCD).

A motion was made by Councilmember Jain, seconded by Councilmember Gonzalez, to accept the General Plan Annual Progress Report for submittal to the California Department of Housing and Community Development (HCD).

Aye: 7 - Councilmember Gonzalez, Councilmember Chahal, Councilmember Hardy, Councilmember Park, Councilmember Jain, Vice Mayor Cox, and Mayor Gillmor

SANTA CLARA STADIUM AUTHORITY BOARD CONSENT CALENDAR

4.A 25-286 Action on Stadium Authority Bills and Claims for the Month of January 2025

Recommendation: Approve the list of Stadium Authority Bills and Claims for January 2025.

A motion was made by Boardmember Jain, seconded by Boardmember Gonzalez, to approve the list of Stadium Authority Bills and Claims for January 2025.

Aye: 7 - Boardmember Gonzalez, Boardmember Chahal, Boardmember Hardy, Boardmember Park, Boardmember Jain, Vice Chair Cox, and Chair Gillmor

4.C 25-1092 Action on Proposed Agreement with ABM Industry Groups, LLC for Janitorial Services at Levi's Stadium for a Three-Year Period with the Option to Extend Two Additional One-Year Periods

Recommendation:

1. Approve the Stadium Manager's request to execute an agreement with ABM Industry Groups, LLC for janitorial services at Levi's Stadium, for an initial three-year term, commencing on April 1, 2025 and ending on March 31, 2028, in a form approved by the Stadium Authority Counsel, and subject to budget appropriations;
2. Authorize the Stadium Manager to amend the agreement with ABM Industry Groups, LLC, as needed, to memorialize all fee increases and/or to include any additional equipment that is necessary for ABM's services that is listed in Exhibit B-1 following the terms and conditions for Annual Fee Increases set forth under Exhibit B of the agreement, subject to budget appropriations, and after approval by the Stadium Authority Executive Director; and
3. Authorize the Stadium Manager to exercise up to two one-year options to extend the agreement through March 31, 2030 under the same terms and conditions, including those for Annual Fee Increases under Exhibit B of the agreement, subject to budget appropriations, and after approval by the Stadium Authority Executive Director.

A motion was made by Boardmember Jain, seconded by Boardmember Gonzalez, to (1) approve the Stadium Manager's request to execute an agreement with ABM Industry Groups, LLC for janitorial services at Levi's Stadium, for an initial three-year term, commencing on April 1, 2025 and ending on March 31, 2028, in a form approved by the Stadium Authority Counsel, and subject to budget appropriations; (2) authorize the Stadium Manager to amend the agreement with ABM Industry Groups, LLC, as needed, to memorialize all fee increases and/or to include any additional equipment that is necessary for ABM's services that is listed in Exhibit B-1 following the terms and conditions for Annual Fee Increases set forth under Exhibit B of the agreement, subject to budget appropriations, and after approval by the Stadium Authority Executive Director; and (3) authorize the Stadium Manager to exercise up to two one-year options to extend the agreement through March 31, 2030 under the same terms and conditions, including those for Annual Fee Increases under Exhibit B of the agreement, subject to budget appropriations, and after approval by the Stadium Authority Executive Director.

Aye: 7 - Boardmember Gonzalez, Boardmember Chahal, Boardmember Hardy, Boardmember Park, Boardmember Jain, Vice Chair Cox, and Chair Gillmor

PUBLIC PRESENTATIONS

Akos Szoboszlay spoke regarding pedestrian safety on expressways.

Howard Gibbins spoke regarding upcoming events.

PUBLIC HEARING/GENERAL BUSINESS (COUNCIL/STADIUM)

5. 25-166 Public Hearing: Actions to Allow the Development of 1,792 Residential Units and Associated On- and Off-Site Improvements on Property Located at 2518 Mission College Boulevard, including an Addendum to the Freedom Circle Future Focus Area Plan Environmental Impact Report and Mitigation Monitoring and Reporting Program, General Plan Amendment, Rezone, and a Vesting Tentative Subdivision Map

Recommendation: Alternatives: 1, 2, 3 and 4

1. Adopt a resolution adopting the Addendum to the Freedom Circle Future Focus Area Plan Environmental Impact Report (EIR) (2022), and the Mitigation Monitoring and Reporting Program for Santa Clara Park Residential Project at 2518 Mission College Boulevard.
2. Adopt a resolution approving the General Plan text amendment to add a new policy to the Freedom Circle Focus Area to clarify that a Planned Development rezone satisfies the requirement of a comprehensive plan for the project at 2518 Mission College Boulevard.
3. Adopt a resolution approving a rezoning of the project site from High Intensity Office and R & D (HO-RD) to Planned Development (PD) to allow construction of residential development consisting of 1,792 units, 3,500 square feet of retail, 4.225 acres of public parks, landscaping, and on- and off-site improvements at 2518 Mission College Boulevard, subject to conditions of approval.
4. Adopt a resolution approving a Vesting Tentative Subdivision Map to subdivide the land into eight individual lots to serve the proposed development at 2518 Mission College Boulevard, subject to conditions of approval.

Mayor Gillmor opened the Public Hearing.

City Manager Grogan made some opening remarks and introduced **Director of Community Development Hamid** who provided a Powerpoint presentation.

Council comments and questions followed.

Director of Community Development Hamid, City Manager Grogan and **Assistant Director of Public Works Liw** addressed **Council** questions.

Carlene Matchniff (Vice President, Irvine Company) provided a Powerpoint presentation on behalf of the applicant.

Council questions followed.

Carlene Matchniff (Vice President, Irvine Company) and **John Jenkins (Senior Vice President, Irvine Company)** addressed **Council**

questions.

Public Comment: Anne Kepner
Steve Kelly
Jose F. Medeiros
Brian Goldenberg
Mary Grizzle
Ali Sapirman
Robert Fitch
Jaime Vasquez
iphone
Wanda Buck
Dylan O'Connell
Shari Kipp
Jake Wilde
Doug Bloch
Mike Walke
Yimin
Angus L
Kathy Watanabe
Ruben Camacho

A motion was made by Councilmember Hardy, seconded by Councilmember Jain, to close the Public Hearing.

Aye: 7 - Councilmember Gonzalez, Councilmember Chahal, Councilmember Hardy, Councilmember Park, Councilmember Jain, Vice Mayor Cox, and Mayor Gillmor

Council discussion ensued.

City Manager Grogan, **City Attorney Googins**, and **Carlene Matchniff (Vice President, Irvine Company)** addressed **Council** questions.

A motion was made by Councilmember Hardy, seconded by Councilmember Gonzalez, to (1) adopt Resolution No. 25-9423 adopting the Addendum to the Freedom Circle Future Focus Area Plan Environmental Impact Report (EIR) (2022), and the Mitigation Monitoring and Reporting Program for Santa Clara Park Residential Project at 2518 Mission College Boulevard; (2) adopt Resolution No. 25-9424 approving the General Plan text amendment to add a new policy to the Freedom Circle Focus Area to clarify that a Planned Development rezone satisfies the requirement of a comprehensive plan for the project at 2518 Mission College Boulevard; (3) adopt Resolution No. 35-9425 approving a rezoning of the project site from High Intensity Office and R & D (HO-RD) to Planned Development (PD) to allow construction of residential development consisting of 1,792 units, 3,500 square feet of retail, 4.225 acres of public parks, landscaping, and on- and off-site improvements at 2518 Mission College Boulevard, subject to conditions of approval; (4) adopt Resolution No. 25-9426 approving a Vesting Tentative Subdivision Map to subdivide the land into eight individual lots to serve the proposed development at 2518 Mission College Boulevard, subject to conditions of approval; and (5) hold a study session regarding the proposed traffic light at Hitchborn Drive and Great American Parkway without delaying the project.

Aye: 7 - Councilmember Gonzalez, Councilmember Chahal, Councilmember Hardy, Councilmember Park, Councilmember Jain, Vice Mayor Cox, and Mayor Gillmor

Mayor/Chair Gillmor called for a recess at 9:43 PM and reconvened the meeting at 10:00 PM.

Council/Boardmember Chahal left the meeting at 9:44 PM.

7. 25-1135 Public Hearing: Adoption of a Resolution Ordering the Abatement of a Nuisance Consisting of Growing Weeds in Association with the County Weed Abatement Program for 2025

Recommendation:

1. Determine the proposed actions are exempt from CEQA pursuant to Section 15308 (Actions by Regulatory Agencies for Protection of the Environment) of Title 14 of the California Code of Regulations;
2. Accept the recommendation from the City's Code Enforcement for the removal of the 38 properties who have come into compliance from the County's 2025 Commencement Report;
3. Adopt a Resolution Ordering the Abatement of a Nuisance Consisting of Growing Weeds in the City of Santa Clara on the Identified Parcels (less those properties removed under Recommendation 2) in Accordance with City Code Chapter 8.15 and in Association with the County Weed Abatement Program, for 2023-2024 (Attachment 6).

This item was heard after Item 5.

Mayor Gillmor opened the Public Hearing.

City Manager Grogan made some opening remarks and introduced **Deputy Fire Chief Panko** who provided a Powerpoint presentation on the weed abatement program.

Council questions followed.

Deputy Fire Chief Panko addressed **Council** questions.

Public Comment: None.

A motion was made by Councilmember Jain, seconded by Councilmember Gonzalez, to close the Public Hearing.

Aye: 6 - Councilmember Gonzalez, Councilmember Hardy, Councilmember Park, Councilmember Jain, Vice Mayor Cox, and Mayor Gillmor

Absent: 1 - Councilmember Chahal

A motion was made by Councilmember Jain, seconded by Vice Mayor Cox, to (1) determine the proposed actions are exempt from CEQA pursuant to Section 15308 (Actions by Regulatory Agencies for Protection of the Environment) of Title 14 of the California Code of Regulations; (2) accept the recommendation from the City's Code Enforcement for the removal of the 38 properties who have come into compliance from the County's 2025 Commencement Report; (3) adopt Resolution No. 25-9427 ordering the abatement of a nuisance consisting of growing weeds in the City of Santa Clara on the identified parcels (less those properties removed under (2) in accordance with City Code Chapter 8.15 and in association with the County Weed Abatement Program, for 2023-2024; and (4) delegate to staff to determine if 8 properties on the list are in compliance and may be removed or remain on the list.

Aye: 6 - Councilmember Gonzalez, Councilmember Hardy, Councilmember Park, Councilmember Jain, Vice Mayor Cox, and Mayor Gillmor

Absent: 1 - Councilmember Chahal

6. 25-334 Informational Report on Super Bowl LX - Spring 2025

Recommendation: Note and file this informational report on Super Bowl LX planning efforts.

Executive Director Grogan, Police Captain Fitting, Emergency Services Officer Flamm and **Assistant City Manager Baker** provided a Powerpoint presentation on Super Bowl LX.

Board comments and questions followed.

Executive Director Grogan, Zaileen Janmohamed (President, Bay Area Host Committee), Stadium Authority Counsel Googins, and **Emergency Services Officer Flamm** addressed **Board** questions.

Public Comment: Edward Strine
Jihad Beauchman

A motion was made by Boardmember Hardy, seconded by Boardmember Jain, to note and file the informational report on Super Bowl LX.

Aye: 6 - Boardmember Gonzalez, Boardmember Hardy, Boardmember Park, Boardmember Jain, Vice Chair Cox, and Chair Gillmor

Absent: 1 - Boardmember Chahal

8. 25-258 Public Hearing - Adopt a resolution approving the California Municipal Finance Authority (CMFA) issuance of tax-exempt bonds relating to the financing of a 59-unit multifamily rental housing project for low-income households to be located in the City of Santa Clara, California at 3941 Stevens Creek Boulevard.

Recommendation: Hold a Tax Equity and Fiscal Responsibility Act public hearing and adopt a Resolution approving the issuance of up to $50,000,000 in tax-exempt private-activity bonds by California Municipal Finance Authority (CMFA) for the benefit CRP Affordable Housing and Community Development LLC.

Mayor Gillmor opened the Public Hearing.

City Manager Grogan made some opening remarks and introduced **Director of Community Development Department Hamid** who provided a Powerpoint presentation on the housing project located at 3941 Stevens Creek Boulevard.

Public Comment: None.

A motion was made by Councilmember Gonzalez, seconded by Councilmember Jain, to close the Public Hearing.

Aye: 6 - Councilmember Gonzalez, Councilmember Hardy, Councilmember Park, Councilmember Jain, Vice Mayor Cox, and Mayor Gillmor

Absent: 1 - Councilmember Chahal

A motion was made by Councilmember Hardy, seconded by Councilmember Gonzalez, to hold a Tax Equity and Fiscal Responsibility Act Public Hearing and adopt Resolution No. 25-9428 approving the issuance of up to $50,000,000 in tax-exempt private-activity bonds by California Municipal Finance Authority (CMFA) for the benefit CRP Affordable Housing and Community Development LLC.

Aye: 6 - Councilmember Gonzalez, Councilmember Hardy, Councilmember Park, Councilmember Jain, Vice Mayor Cox, and Mayor Gillmor

Absent: 1 - Councilmember Chahal

9. 25-97 Adoption of a General Plan Amendment to Incorporate the Multi-Jurisdictional Hazard Mitigation Program into the Safety Element of the City's General Plan

Recommendation: Adopt a Resolution Approving a General Plan Amendment to incorporate the Santa Clara County Multi-Jurisdictional Hazard Mitigation Plan (MJHMP) and the City of Santa Clara Local Annex into the subsection "Emergency Preparedness" of Section 5.10.5, "Safety Goals and Policies" of the City of Santa Clara 2010-2035 General Plan.

This item was continued to a later meeting.

CONSENT ITEMS PULLED FOR DISCUSSION

3.F 25-1233 Action on Award of Agreements to Arini Geographics, LLC and Lynx Technologies for Enterprise Geographic Information System (GIS) Professional Services

Recommendation:

1. Authorize the City Manager or designee to execute an agreement with Arini Geographics, LLC to provide GIS professional services for an initial four-year term ending April 30, 2029, with a maximum compensation not-to-exceed $5,346,885, subject to the appropriation of funds and review and approval as to form by the City Attorney;
2. Authorize the City Manager or designee to execute an agreement with Lynx Technologies to provide GIS professional services for as-needed special projects for an initial four-year term ending April 30, 2029, with a maximum compensation not-to-exceed $200,000, subject to the appropriation of funds and review and approval as to form by the City Attorney; and
3. Authorize the City Manager or designee (a) to take necessary actions to implement and administer both agreements, (b) exercise the options to extend the terms for up to four additional one-year terms through April 30, 2033, (c) increase the maximum compensation of the agreement with Arini Geographics, LLC after the initial four-year term by up to $5,685,527 for a revised maximum compensation of $11,032,412 over the eight years, and (d) increase the maximum compensation of the agreement with Lynx Technologies after the initial four-year term by up to $200,000 for a revised maximum compensation of $400,000 over the eight years, subject to the appropriation of funds and review and approval as to form by the City Attorney.

Vice Mayor Cox pulled this item for questions.

Director of Information Technology Garg responded to **Council** questions.

Public Comment: None.

A motion was made by Vice Mayor Cox, seconded by Councilmember Gonzalez, to (1) authorize the City Manager or designee to execute an agreement with Arini Geographics, LLC to provide GIS professional services for an initial four-year term ending April 30, 2029, with a maximum compensation not-to-exceed $5,346,885, subject to the appropriation of funds and review and approval as to form by the City Attorney; (2) authorize the City Manager or designee to execute an agreement with Lynx Technologies to provide GIS professional services for as-needed special projects for an initial four-year term ending April 30, 2029, with a maximum compensation not-to-exceed $200,000, subject to the appropriation of funds and review and approval as to form by

the City Attorney; and (3) authorize the City Manager or designee to (a) take necessary actions to implement and administer both agreements, (b) exercise the options to extend the terms for up to four additional one-year terms through April 30, 2033, (c) increase the maximum compensation of the agreement with Arini Geographics, LLC after the initial four-year term by up to $5,685,527 for a revised maximum compensation of $11,032,412 over the eight years, and (d) increase the maximum compensation of the agreement with Lynx Technologies after the initial four-year term by up to $200,000 for a revised maximum compensation of $400,000 over the eight years, subject to the appropriation of funds and review and approval as to form by the City Attorney.

Aye: 6 - Councilmember Gonzalez, Councilmember Hardy, Councilmember Park, Councilmember Jain, Vice Mayor Cox, and Mayor Gillmor

Absent: 1 - Councilmember Chahal

4.B 25-101 Action on the Santa Clara Stadium Authority Financial Status Report for Quarter Ending December 31, 2024 and Approve Related Budget Amendments

Recommendation:

1. Note and file the Santa Clara Stadium Authority Financial Status Report for the Quarter Ending December 31, 2024; and
2. Approve the FY 2024/25 Budget Amendments in the Operating Budget in the amount of $8,969,000 to reflect increases in projected revenues and expenses; amendments to the Debt Service Budget in the amount of $675,000 to reflect an increase in projected CFD collections and resulting CFD debt service payments; and amendments to the Capital Budget to increase expenses in the amount of $65,000 offset by a reduction in Ending Fund Balance.

Boardmember Jain pulled this item for questions.

Treasurer Lee and **Executive Director Grogan** responded to **Board** questions.

Public Comment: None.

A motion was made by Boardmember Jain, seconded by Boardmember Hardy, to (1) note and file the Santa Clara Stadium Authority Financial Status Report for the Quarter Ending December 31, 2024; and (2) approve the FY 2024/25 Budget Amendments in the Operating Budget in the amount of $8,969,000 to reflect increases in projected revenues and expenses; amendments to the Debt Service Budget in the amount of $675,000 to reflect an increase in projected CFD collections and resulting CFD debt service payments; and amendments to the Capital Budget to increase expenses in the amount of $65,000 offset by a reduction in Ending Fund Balance.

Aye: 6 - Boardmember Gonzalez, Boardmember Hardy, Boardmember Park, Boardmember Jain, Vice Chair Cox, and Chair Gillmor

Absent: 1 - Boardmember Chahal

REPORTS OF MEMBERS, SPECIAL COMMITTEES AND COUNCILMEMBER 030 REQUESTS

Vice Mayor Cox reported that the League of California Cities is building a funding request list in support of Super Bowl and World Cup.

Councilmember Jain reported that he attended a geothermal tour on March 19 and attended the CivicWell Policymakers Conference from March 13 through March 15.

CITY MANAGER/EXECUTIVE DIRECTOR REPORT

None.

ADJOURNMENT

The meeting was adjourned at 12:22 AM.

A motion was made by Council/Boardmember Gonzalez, seconded by Council/Boardmember Hardy, to adjourn the meeting.

Aye: 6 - Council/Boardmember Gonzalez, Council/Boardmember Hardy, Council/Boardmember Park, Council/Boardmember Jain, Vice Mayor/Chair Cox, and Mayor/Chair Gillmor

Absent: 1 - Council/Boardmember Chahal

The special Council Priority Setting scheduled meeting is on Tuesday, April 3, 2025 in the Redwood Room at the Central Park Library.

MEETING DISCLOSURES

The time limit within which to commence any lawsuit or legal challenge to any quasi-adjudicative decision made by the City is governed by Section 1094.6 of the Code of Civil Procedure, unless a shorter limitation period is specified by any other provision. Under Section 1094.6, any lawsuit or legal challenge to any quasi-adjudicative decision made by the City must be filed no later than the 90th day following the date on which such decision becomes final. Any lawsuit or legal challenge, which is not filed within that 90-day period, will be barred. If a person wishes to challenge the nature of the above section in court, they may be limited to raising only those issues they or someone else raised at the meeting described in this notice, or in written correspondence delivered to the City of Santa Clara, at or prior to the meeting. In addition, judicial challenge may be limited or barred where the interested party has not sought and exhausted all available administrative remedies.

STREAMING SERVICES: As always, the public may view the meetings on SantaClaraCA.gov, Santa Clara City Television (Comcast cable channel 15 or AT&T U-verse channel 99), or the livestream on the City's YouTube channel or Facebook page.

Note: The public cannot participate in the meeting through these livestreaming methods; livestreaming capabilities may be disrupted at times, viewers may always view and participate in meetings in-person and via Zoom as noted on the agenda.

AB23 ANNOUNCEMENT: Members of the Santa Clara Stadium Authority, Sports and Open Space Authority and Housing Authority are entitled to receive $30 for each attended meeting.

Note: The City Council and its associated Authorities meet as separate agencies but in a concurrent manner. Actions taken should be considered actions of only the identified policy body.

LEGEND: City Council (CC); Stadium Authority (SA); Sports and Open Space Authority (SOSA); Housing Authority (HA); Successor Agency to the City of Santa Clara Redevelopment Agency (SARDA); Bayshore North Project Enhancement Authority (BNPEA); Public Facilities Financing Corporation (PFFC)

Public contact was made by posting the Council agenda on the City's official-notice bulletin board outside City Hall Council Chambers. A complete agenda packet is available on the City's website and in the City Clerk's Office at least 72 hours prior to a Regular Meeting and 24 hours prior to a Special Meeting. A hard copy of any agenda report may be requested by contacting the City Clerk's Office at (408) 615-2220, email clerk@santaclaraca.gov <mailto:clerk@santaclaraca.gov> or at the public information desk at any City of Santa Clara public library.

If a member of the public submits a speaker card for any agenda items, their name will appear in the Minutes. If no speaker card is submitted, the Minutes will reflect "Public Speaker."

In accordance with the requirements of Title II of the Americans with Disabilities Act of 1990 ("ADA"), the City of Santa Clara will not discriminate against qualified individuals with disabilities on the basis of disability in its services, programs, or activities, and will ensure that all existing facilities will be made accessible to the maximum extent feasible. The City of Santa Clara will generally, upon request, provide appropriate aids and services leading to effective communication for qualified persons with disabilities including those with speech, hearing, or vision impairments so they can participate equally in the City's programs, services, and activities. The City of Santa Clara will make all reasonable modifications to policies and programs to ensure that people with disabilities have an equal opportunity to enjoy all of its programs, services, and activities.

Agendas and other written materials distributed during a public meeting that are public record will be made available by the City in an appropriate alternative format. Contact the City Clerk's Office at 1 408-615-2220 with your request for an alternative format copy of the agenda or other written materials.

Individuals who require an auxiliary aid or service for effective communication, or any other disability-related modification of policies or procedures, or other accommodation, in order to participate in a program, service, or activity of the City of Santa Clara, should contact the City's ADA Coordinator at 408-615-3000 as soon as possible but no later than 48 hours before the scheduled event.

25-07 Agenda Date: 4/8/2025

REPORT TO COUNCIL

SUBJECT
Board, Commissions and Committee Minutes

COUNCIL PILLAR
Enhance Community Engagement and Transparency

RECOMMENDATION
Note and file the Minutes of:
Parks & Recreation Commission - February 10, 2025
Youth Commission - February 11, 2025
Bicycle & Pedestrian Advisory Committee - January 27, 2025

Draft

City of Santa Clara

Meeting Minutes

Parks & Recreation Commission

02/10/2025 **7:00 PM** **Hybrid Meeting**
Sparacino Conference Room - City Hall East Wing
1500 Warburton Avenue
Santa Clara, CA 95050

The City of Santa Clara is conducting the Parks & Recreation Commission meeting in a hybrid manner (in-person and a method for the public to participate remotely).

Join Zoom Meeting
https://santaclaraca.zoom.us/j/89140287145?pwd=vxTpbZL37PSa9tyNRsapnbNKFauJJP.1

Meeting ID: 891 4028 7145
Passcode: 863597

CALL TO ORDER AND ROLL CALL

Chair Hai called the meeting to order at 7:06 PM.

Present 6 - Commissioner Dana Caldwell, Vice Chair Maureen Chu, Commissioner Eversley Forte, Commissioner Derek DeMarco, Chair Sajid Hai, and Commissioner Vikas Gupta

Absent 1 - Commissioner Brittany Ricketts

CONSENT CALENDAR

1. 25-62 Action on the Parks & Recreation Commission Minutes of the January 13, 2025, Meeting

Recommendation: Approve the Parks & Recreation Commission Minutes of the January 13, 2025, Meeting.

Commissioner Forte made a motion, seconded by Commissioner Chu to approve the Parks & Recreation Minutes of the January 13, 2025, meeting.

Aye: 6 - Commissioner Caldwell, Vice Chair Chu, Commissioner Forte, Commissioner DeMarco, Chair Hai, and Commissioner Gupta

Absent: 1 - Commissioner Ricketts

PUBLIC PRESENTATIONS

An email message from Susan Hinton, a member of the public, was shared with the Commission regarding not using synthetic surfacing for the Warburton Park Playground Rehabilitation Project.

GENERAL BUSINESS

2. 25-590 Action on the Park Master Plan and Schematic Design for Warburton Park Playground Rehabilitation Project

Recommendation: Discuss and take action on a recommendation to the City Council on the Park Master Plan and preferred schematic design for the Warburton Park Playground Rehabilitation Project

Commissioner DeMarco made a motion, seconded by Commissioner Chu to recommend approval of Option 2 with the expanded playground shade structure for the preferred master plan for Warburton Park, and that the new pathway loop be expanded as much as possible.

Aye: 6 - Commissioner Caldwell, Vice Chair Chu, Commissioner Forte, Commissioner DeMarco, Chair Hai, and Commissioner Gupta

Absent: 1 - Commissioner Ricketts

3. 25-165 Action to Recommend City Council Adoption of the Updated Wade Brummal Scholarship Program Guidelines

Recommendation: Recommend that City Council adopt the Updated Wade Brummal Scholarship Program Guidelines

Commissioner DeMarco made a motion, seconded by Commissioner Gupta to recommend that City Council adopt the Updated Wade Brummal Scholarship Program Guidelines.

Aye: 6 - Commissioner Caldwell, Vice Chair Chu, Commissioner Forte, Commissioner DeMarco, Chair Hai, and Commissioner Gupta

Absent: 1 - Commissioner Ricketts

4. 25-161 Status Update on the Progress Made on the FY 2024/25 Parks & Recreation Commission's Work Plan Goals

Recommendation: Provide status update on progress made on the FY 2024/25 Parks & Recreation Commission's work plan goals.

Goal A: Review park site and facility condition assessments and recommend priorities given existing and anticipated service levels and available resources.
--*No update.*

Goal B.1.: Review and solicit community input on the existing City park rehabilitation projects based on the current Capital Improvement Program (CIP) Budget and schedule.
--*The Commission recommended City Council approval of Option 2 with the expanded playground shade structure as the preferred master plan for Warburton Park.*

Goal B.2.: Review residential developer proposed schematic designs for new neighborhood parks that serve new residential development.
--*No update.*

Goal C.1.: Host and develop recommendations for the annual Santa Clara Art & Wine Festival 2024.
--*No update (completed)*

Goal C.2.: Participate in Citywide Special events.
--*No update.*

Goal D.: Partner with at least one other commission to build upon/expand at least one existing Parks & Recreation event by adding one extra element for patrons to interact with during the event.
--*No update.*

Goal E.: Participate in the Parks & Recreation Master Plan Process.
--*No update*

Goal F.: Consider the annual budget of the Parks & Recreation Department during the budget preparation process and make recommendations with respect to the City Manager and City Council.
--*No update.*

STAFF REPORT

Director Damon Sparacino

Parks & Recreation Staff are working to standardize the Commission's Work Plan Goals across the organization which will provide a greater opportunity for City Council to play a larger role with the various commissions. The Director provided updates for the George F. Haines International Swim Center project. A few unanticipated issues have come to light with the pool gutter, apron and coping. The City will be considering next steps based on addressing those issues. Recent rain days have also impacted the project timeline.

Recreation Manager Castro

Summer Camp registration will begin on February 25, 2025. The Senior Center Wellness Fair has been updated from a one day event to four days, every Friday in March 2025. These events will be held indoors to mitigate accessibility issues for patrons and to better serve their needs. As a reminder, The Senior Center serves seniors 50 and older to promote and encourage activities, exercise and wellness. Membership is $37 per month for Santa Clara residents. The Senior Center Showtime event will be showcasing “The Saga of the Sasparilla Saloon” on March 1-2 at the Community Recreation Center. The show is produced by the Santa Clara Women’s League as part of the Health and Wellness Program.

COMMISSIONERS REPORT

Chair Hai
Chair Hai visited Maywood Park and Jenny Strand Park. He thoroughly enjoyed watching the Super Bowl with family and friends.

Commissioner Caldwell
The Commissioner visited the construction site for the new park at Gateway Crossings to see the progress. He noted that the park looks great and it's getting close to completion. He and former Commissioner Field spent some time clearing blocked storm drains, which were severely blocked as the result on recent rains.

Commissioner Chu
Commissioner Chu visited her local neighborhood parks as well as Henry Schmidt Park. Commissioner Chu mentioned that the heater in the recreation building at Henry Schmidt Park was broken, which made the room quire cold for program participants. Deputy Director Seale assured the Commission that Parks Division staff were already working on the issue. Commissioner Chu also made note of a heating issue at the Montague Park community building. Commissioner Chu also mentioned that visitation numbers for Henry Schmidt Park appeared to be waning due to the playground being closed and its aged structure.

Commissioner DeMarco
The Commissioner visited several parks with his family. He and his assigned subcommittee met and discussed how they could leverage visitation, geospatial and census data collected from Placer AI to enhance the park system. He also enrolled his child in the programmed dance class on Mondays.

Commissioner Gupta
The Commissioner met with his subcommittee regarding how to best utilize park patron visitation data from Placer AI. He Commissioner also visited several parks over the past month. He visited several parks over the past month, including Mary Gomez Park and Warburton Park to inspect the amenities and to observe park lighting after sunset. Commissioner Gupta submitted four entries for the Commission's Park Visitation database. Commissioner Gupta was interviewed by The San Jose Spotlight on February 7, 2025. The article outlined the current construction project and future of the George F. Haines International Swim Center and highlighted his passion for youth sports.

Commissioner Forte
Commissioner Forte worked-out at Bowers Park. He asked to query staff regarding the programmed class offering for this facility and the lack of options available. Currently, zumba classes are one of the only options offered at the Community Recreation Center. Staff responded that finding additional instructors is challenging. Commissioner Forte offered to inquire with his contacts in an attempt to find instructors to increase the options for programming.

ADJOURNMENT

Commissioner DeMarco made a motion, seconded by Commissioner Caldwell to adjourn the Parks & Recreation Commission Meeting at 9:15 PM until the next regular meeting on March 10, 2025, at 7:00 PM in the Sparacino Conference Room at City Hall.

Aye: 6 - Commissioner Caldwell, Vice Chair Chu, Commissioner Forte, Commissioner DeMarco, Chair Hai, and Commissioner Gupta

Absent: 1 - Commissioner Ricketts

MEETING DISCLOSURES

The time limit within which to commence any lawsuit or legal challenge to any quasi-adjudicative decision made by the City is governed by Section 1094.6 of the Code of Civil Procedure, unless a shorter limitation period is specified by any other provision. Under Section 1094.6, any lawsuit or legal challenge to any quasi-adjudicative decision made by the City must be filed no later than the 90th day following the date on which such decision becomes final. Any lawsuit or legal challenge, which is not filed within that 90-day period, will be barred. If a person wishes to challenge the nature of the above section in court, they may be limited to raising only those issues they or someone else raised at the meeting described in this notice, or in written correspondence delivered to the City of Santa Clara, at or prior to the meeting. In addition, judicial challenge may be limited or barred where the interested party has not sought and exhausted all available administrative remedies.

If a member of the public submits a speaker card for any agenda items, their name will appear in the Minutes. If no speaker card is submitted, the Minutes will reflect "Public Speaker."

In accordance with the requirements of Title II of the Americans with Disabilities Act of 1990 ("ADA"), the City of Santa Clara will not discriminate against qualified individuals with disabilities on the basis of disability in its services, programs, or activities, and will ensure that all existing facilities will be made accessible to the maximum extent feasible. The City of Santa Clara will generally, upon request, provide appropriate aids and services leading to effective communication for qualified persons with disabilities including those with speech, hearing, or vision impairments so they can participate equally in the City's programs, services, and activities. The City of Santa Clara will make all reasonable modifications to policies and programs to ensure that people with disabilities have an equal opportunity to enjoy all of its programs, services, and activities.

Agendas and other written materials distributed during a public meeting that are public record will be made available by the City in an appropriate alternative format. Contact the City Clerk's Office at 1 408-615-2220 with your request for an alternative format copy of the agenda or other written materials.

Individuals who require an auxiliary aid or service for effective communication, or any other disability-related modification of policies or procedures, or other accommodation, in order to participate in a program, service, or activity of the City of Santa Clara, should contact the City's ADA Coordinator at 408-615-3000 as soon as possible but no later than 48 hours before the scheduled event.

Draft

City of Santa Clara

Meeting Minutes

Youth Commission

02/11/2025	**6:00 PM**	**Youth & Teen Center** **2446 Cabrillo Avenue** **Santa Clara, CA 95051**

CALL TO ORDER AND ROLL CALL

This meeting was called to order by Chair Liang at 6:04 p.m.

Present 14 - Commissioner Allysa Domensino, Commissioner Simren Garg, Commissioner Namita Gaidhani, Commissioner Srikha Gopisetti, Commissioner Julianna Arias Hernandez, Commissioner Neha Israni, Commissioner Ryan Kim, Commissioner Rebecca Kunze, Commissioner Kira Liang, Commissioner Malia Martin, Commissioner Samaira Mehta, Commissioner Hiranya Parekh, Commissioner Brian Rong, and Commissioner Samarth Suresh

Absent 1 - Commissioner Maryam Ismail

A motion was made by Commissioner Suresh and seconded by Commissioner Israni to excuse Commissioner Ismail from February 11, 2025 meeting. The motion was carried by the following votes:

Aye: 14 - Commissioner Domensino, Commissioner Garg, Commissioner Gaidhani, Commissioner Gopisetti, Commissioner Arias Hernandez, Commissioner Israni, Commissioner Kim, Commissioner Kunze, Commissioner Liang, Commissioner Martin, Commissioner Mehta, Commissioner Parekh, Commissioner Rong, and Commissioner Suresh

Absent: 1 - Commissioner Ismail

CONSENT CALENDAR

1. 25-154 Action on the Youth Commission Meeting Minutes of January 14, 2025

A motion was made by Commissioner Suresh, seconded by Commissioner Mehta that this item be recommended for approval. The motion was carried by the following votes:

Aye: 14 - Commissioner Domensino, Commissioner Garg, Commissioner Gaidhani, Commissioner Gopisetti, Commissioner Arias Hernandez, Commissioner Israni, Commissioner Kim, Commissioner Kunze, Commissioner Liang, Commissioner Martin, Commissioner Mehta, Commissioner Parekh, Commissioner Rong, and Commissioner Suresh

Excused: 1 - Commissioner Ismail

PUBLIC PRESENTATIONS

City of Santa Clara resident suggested for Youth Commission to consider TikTok security as a topic for Hackathon event.

GENERAL BUSINESS

2. 25-155 Discussion and Possible Action on Youth Commission FY 2024/25 Work Plan & Goals

Commissioners continued to develop and plan their activities for the FY 2024/25 Work Plan.

Community Building with Santa Clara residents:

-Committee created a team building activity & presented at the Sister Cities Welcome party on January 25th.

-The committee is planning on hosting a SC Hacks - Hackathon event on March 22 hosted at the Teen Center. Committee delegated responsibilities for marketing, recruiting participants, judges, set up needs, and food options.

-Harmony of Cultures, multicultural event will be held at the Teen Center on April 26th. Committee delegated responsibilities for marketing, recruiting high school cultural clubs, entertainment, and food options.

Public Outreach and Education:

-Committee shared a brief list of education-related to the SCUSD CalKIDS - a program that provides saving accounts for eligible students' post-secondary education including vocational schools and college. Provided a resource flyer regarding AB 288, which informs students of their protections against scholarship displacement

-The committee provided information regarding the Santa Clara County's Valley Water Refill Stations Grant Initiative: aims to provide funding for installing water refill stations to increase access to clean drinking water.

-Youth Commission social media account, completed a post highlighting the Magical Bridge Playground, and added resources offering affordable clothing and free meals to the New Residents' Welcome Package Project.

Youth Empowerment:

- The committee has drafts of recorded podcasts on the topic of education reform. Further discussions on other teen topics for future podcasts and Santa Clara Speaks event in April.

STAFF REPORT

Gayle Ichiho, Parks & Recreation Supervisor, announced the Youth Commission applications for FY2025-26 term are available and due March 3rd. Parent informational meeting is on February 26 at 6:00 p.m. hosted at the Teen Center. Interviews will be held on March 15th at the Teen Center.

Karen Guzman, Youth Services Librarian, presented upcoming Library Teen programs: Teen Dating Violence Awareness month presentation for February 12; SQL teen workshop, hands on sessions on February 22 at Central Park Library; Teens Teach Presentation AI on February 25; Navigating College applications virtual workshop on March 11; upcoming Teen Library leaders meeting and Community services monthly meetings.

Jon Kawada, Parks & Recreation Coordinator, requested volunteers for the Breakfast with the Bunny event held on April 12 from 8:30-12:30 p.m. at the Senior Center.

COMMISSIONERS REPORT

Commissioner Irani attended an open-to-all community conversation hosted by the nonprofit Asian Law Alliance, who expressed interest in collaborating with the Youth Commission for an AAPI Women's Mentorship Program. Also attended the State of the District (D4), and talked to the Q Corner about their resources for queer youth and the NARCAN administration for future demonstrations. D4 Supervisor Susan Ellenberg also offered her support.

ADJOURNMENT

A motion was made by Commissioner Suresh, seconded by Commissioner Parekh that this meeting be adjourned at 6:30 p.m. The motion was carried by the following votes:

Aye: 14 - Commissioner Domensino, Commissioner Garg, Commissioner Gaidhani, Commissioner Gopisetti, Commissioner Arias Hernandez, Commissioner Israni, Commissioner Kim, Commissioner Kunze, Commissioner Liang, Commissioner Martin, Commissioner Mehta, Commissioner Parekh, Commissioner Rong, and Commissioner Suresh

Excused: 1 - Commissioner Ismail

MEETING DISCLOSURES

The time limit within which to commence any lawsuit or legal challenge to any quasi-adjudicative decision made by the City is governed by Section 1094.6 of the Code of Civil Procedure, unless a shorter limitation period is specified by any other provision. Under Section 1094.6, any lawsuit or legal challenge to any quasi-adjudicative decision made by the City must be filed no later than the 90th day following the date on which such decision becomes final. Any lawsuit or legal challenge, which is not filed within that 90-day period, will be barred. If a person wishes to challenge the nature of the above section in court, they may be limited to raising only those issues they or someone else raised at the meeting described in this notice, or in written correspondence delivered to the City of Santa Clara, at or prior to the meeting. In addition, judicial challenge may be limited or barred where the interested party has not sought and exhausted all available administrative remedies.

If a member of the public submits a speaker card for any agenda items, their name will appear in the Minutes. If no speaker card is submitted, the Minutes will reflect "Public Speaker."

In accordance with the requirements of Title II of the Americans with Disabilities Act of 1990 ("ADA"), the City of Santa Clara will not discriminate against qualified individuals with disabilities on the basis of disability in its services, programs, or activities, and will ensure that all existing facilities will be made accessible to the maximum extent feasible. The City of Santa Clara will generally, upon request, provide appropriate aids and services leading to effective communication for qualified persons with disabilities including those with speech, hearing, or vision impairments so they can participate equally in the City's programs, services, and activities. The City of Santa Clara will make all reasonable modifications to policies and programs to ensure that people with disabilities have an equal opportunity to enjoy all of its programs, services, and activities.

Agendas and other written materials distributed during a public meeting that are public record will be made available by the City in an appropriate alternative format. Contact the City Clerk's Office at 1 408-615-2220 with your request for an alternative format copy of the agenda or other written materials.

Individuals who require an auxiliary aid or service for effective communication, or any other disability-related modification of policies or procedures, or other accommodation, in order to participate in a program, service, or activity of the City of Santa Clara, should contact the City's ADA Coordinator at 408-615-3000 as soon as possible but no later than 48 hours before the scheduled event.

Draft

City of Santa Clara

Meeting Minutes

Bicycle & Pedestrian Advisory Committee

01/27/2025	**4:00 PM**	**Hybrid Meeting** **City Hall Council Chambers** **1500 Warburton Avenue** **Santa Clara, CA 95051**

The City of Santa Clara is conducting the Bicycle and Pedestrian Committee meetings in a hybrid manner (in-person and continues to have methods for the public to participate remotely).

• Via Zoom:
https://santaclaraca.zoom.us/j/83368467068

Meeting ID: 833 6846 7068 or

Phone: 1 (669) 900-6833

1 CALL TO ORDER AND ROLL CALL

Chair Hardy called the meeting to order at 4:00 PM.

Member Ganesh arrived at 4:04 PM.

Present	7 -	Chair Karen Hardy, Member Perry Penvenne, Member Betsy Megas, Member Sukrit Ganesh, Member Ken Kratz, Member Guillermo Jenaro, and Member Hung Duong
Excused	1 -	Member Bruce Donoghue
Absent	1 -	Vice Chair Sudhanshu Jain

2 PUBLIC PRESENTATIONS

Video: [00:02:00]

Gavin Achteimer commented that the intersection of Agnew Road and Davis Street needs lighting and red curbing at corners, as well as daylighting at the intersection of Agnew Road and Garrity Way. He requested an update on the enforcement of daylighting law.

Edmund Drozek commented on the speeding of electric bikes on San Tomas Aquino Creek Trail and suggested more police enforcement. He also pointed out two safety issues: rough pavement surface and signage detour on bike paths was minimal around the Levis Stadium during event days.

3 CONSENT CALENDAR

A. 24-1146 Bicycle and Pedestrian Advisory Committee Meeting Minutes of October 28, 2024 (Chair Hardy)

Recommendation: Approve the Bicycle and Pedestrian Advisory Committee Meeting Minutes of October 28, 2024.

A motion was made by Member Kratz and seconded by Member Penvenne to Approve the October 28, 2024 Meeting Minutes with the amendment on the comments related to the Subcommittee on Police Collision History.

Aye: 7 - Chair Hardy, Member Penvenne, Member Megas, Member Ganesh, Member Kratz, Member Jenaro, and Member Duong

Excused: 1 - Member Donoghue

Absent: 1 - Vice Chair Jain

4 REPORTS FOR COMMITTEE INFORMATION

A. 24-1147 Police Verbal Update (Wilson)

Video: [00:09:30]

Officer Wilson provided a verbal update on a recent pedestrian-involved collision at Bowers Avenue and Chromite Drive.

Committee comments and questions followed.

Officer Wilson addressed Committee questions.

5 REPORTS OF SPECIAL COMMITTEES

A. 24-1148 Subcommittee on Police Collision History (Donoghue, Kratz, Penvenne, Granvold)

Video: [00:32:40]

Member Kratz and **Member Penvenne** provided a brief update on the traffic collision data received from Vision Zero project, and **Member Kratz** requested the subcommittee to continue monitoring the progress after Vision Zero study concludes.

Public Speaker: Diane Harrison

6 REPORTS FOR COMMITTEE INFORMATION (CONTINUED)

A. 24-1149 Brown Act Training (Haro)

Video: [00:36:00]

Deputy City Attorney Haro provided a training on Brown Act.

Committee questions followed.

Deputy City Attorney Haro addressed **Committee** questions.

7 ACTION ITEMS / GENERAL BUSINESS

A. 24-1180 De La Cruz Boulevard, Lick Mill Boulevard, and Scott Boulevard Bicycle Improvements Project (Garcia)

Recommendation: 1. Adopt a resolution adopting the De La Cruz Boulevard, Lick Mill Boulevard, and Scott Boulevard Bikeway Improvements Planning Study; and
2. Select one of the following for each project roadway/segment:

De La Cruz Boulevard
Alternative 3, 4, 5, 6, or 7

Lick Mill Boulevard
Alternative 8, 9, 10, or 11

Scott Boulevard Between Arques Avenue and Martin Avenue
Alternative 12 or 13

Scott Boulevard Between Martin Avenue and Monroe Street
Alternative 14 or 15
Scott Boulevard Between Monroe Street and Saratoga Avenue
Alternative 16, 17, 18, 19, or 20

Video: [01:08:00]

Senior Civil Engineer Garcia, Mr. Dankberg and Mr. Esquivel from Kimley-Horn Associates presented the De La Cruz Boulevard, Lick Mill Boulevard, and Scott Boulevard Bikeway Improvements Planning Study.

Committee questions and comments followed regarding the impact of traffic and parking.

Senior Civil Engineer Garcia, Mr. Dankberg and Mr. Esquivel addressed **Committee** questions.

Public Speakers: Edmund Drozek, Gavin Achteimer, Diane Harrison, Ken Gilbert

A motion was made by Member Ganesh and seconded by Member Perry to Recommend the City Council to adopt a resolution adopting the De La Cruz Boulevard, Lick Mill Boulevard, and Scott Boulevard Bikeway Improvements Planning Study. The motion carried with the following vote:

Aye: 6 - Chair Hardy, Member Penvenne, Member Megas, Member Ganesh, Member Jenaro, and Member Duong

Nay: 1 - Member Kratz

Excused: 1 - Member Donoghue

Absent: 1 - Vice Chair Jain

Committee discussed the proposed bikeway concepts of De La Cruz Boulevard.

Public Speakers: James Kuszmaul, Gavin Achteimer, Diane Harrison

A motion was moved by Member Megas and seconded by Member Kratz to select Alternative 5: Recommend City Council approve Concept B (Two Lanes, Buffered and Parking Protected Bike Lanes, Center Turn Lane, Parking on Both Sides) as the preferred alternative for De La Cruz Boulevard. The motion carried with the following vote:

Aye: 5 - Member Megas, Member Ganesh, Member Kratz, Member Jenaro, and Member Duong

Nay: 2 - Chair Hardy, and Member Penvenne

Excused: 1 - Member Donoghue

Absent: 1 - Vice Chair Jain

Committee discussed the proposed bikeway concepts of Lick Mill Boulevard.

Public Speakers: Gavin Achteimer, Diane Harrison, James Kuszmaul

A motion was moved by Member Kratz and seconded by Member Duong to select Alternative 10: Recommend City Council approve Concept F (Two Lanes, Parking Protected Bike Lanes) as the preferred alternative for Lick Mill Boulevard. The motion failed with the following vote:

Aye: 3 - Member Megas, Member Kratz, and Member Duong

Nay: 4 - Chair Hardy, Member Penvenne, Member Ganesh, and Member Jenaro

Excused: 1 - Member Donoghue

Absent: 1 - Vice Chair Jain

A motion was moved by Member Ganesh to select Alternative 11: Recommend City Council approve Concept G (Remove Parking, Remove NB Travel Lane between Montague Expwy and Laird Cir (S), Add Separated Bike Lanes) and failed due to lack of second.

A motion was moved by Member Guillermo and seconded by Member Penvenne to select Alternative 9: Recommend City Council approve Concept E (Two Lanes, Buffered Bike Lanes, Parking on Both Sides) as the preferred alternative for Lick Mill Boulevard. The motion carried with the following vote:

Aye: 5 - Chair Hardy, Member Penvenne, Member Megas, Member Kratz, and Member Jenaro

Nay: 2 - Member Ganesh, and Member Duong

Excused: 1 - Member Donoghue

Absent: 1 - Vice Chair Jain

Committee discussed the proposed bikeway concepts of Scott Boulevard between Arques Avenue and Martin Avenue.

Public Speaker: James Kuszmaul

A motion was moved by Member Ganesh and seconded by Member Kratz to select Alternative 13: Recommend City Council approve Concept H (Four/Five Lanes, Buffered Bike Lanes) as the preferred alternative for Scott Boulevard between Arques Avenue and Martin Avenue. The motion carried with the following vote:

Aye: 7 - Chair Hardy, Member Penvenne, Member Megas, Member Ganesh, Member Kratz, Member Jenaro, and Member Duong

Excused: 1 - Member Donoghue

Absent: 1 - Vice Chair Jain

Committee discussed the proposed bikeway concepts of Scott Boulevard between Martin Avenue and Monroe Street.

Public Speaker: Edmund Drozek

A motion was moved by Member Ganesh and seconded by Member Penvenne to select Alternative 15: Recommend City Council approve Concept I (Four Lanes, Buffered Bike Lanes) as the preferred alternative for Scott Boulevard between Martin Avenue and Monroe Street. The motion carried with the following vote:

Aye: 7 - Chair Hardy, Member Penvenne, Member Megas, Member Ganesh, Member Kratz, Member Jenaro, and Member Duong

Excused: 1 - Member Donoghue

Absent: 1 - Vice Chair Jain

Committee discussed the proposed bikeway concepts of Scott Boulevard between Monroe Street and Saratoga Avenue.

Public Speakers: Chris Sharpe, James Kuszmaul, Gavin Achteimer, Diane Harrison

A motion was moved by Member Ganesh and seconded by Member Megas to select Alternative 18: Recommend City Council approve Concept K (Two Lanes, Buffered Bike Lanes, Parking on Both Sides) as the preferred alternative for Scott Boulevard between Monroe Street and Saratoga Avenue. The motion carried with the following vote:

Aye: 6 - Chair Hardy, Member Penvenne, Member Megas, Member Ganesh, Member Kratz, and Member Duong

Nay: 1 - Member Jenaro

Excused: 1 - Member Donoghue

Absent: 1 - Vice Chair Jain

B. 24-1152 Stevens Creek Boulevard Corridor Vision Study Approval (Liw)

Recommendation: Recommend to City Council to approve the Stevens Creek Boulevard Corridor Vision Study.

Member Jenaro left the meeting at 7:31pm.

Video: [03:44:00]

Assistant Director Liw presented the Stevens Creek Boulevard Corridor Vision Study.

Committee comments and questions followed.

Assistant Director Liw addressed **Committee** questions.

Public Speakers: Edmund Drozek, James Kusmaul, Gavin Achteimer, Diane Harrison

A motion was moved by Member Kratz and seconded by Member Megas to Recommend City Council approve the Stevens Creek Boulevard Corridor Vision Study incorporating comments from BPAC and Diane Harrison. The motion carried with the following vote:

Aye: 6 - Chair Hardy, Member Penvenne, Member Megas, Member Ganesh, Member Kratz, and Member Duong

Excused: 1 - Member Donoghue

Absent: 2 - Vice Chair Jain, and Member Jenaro

C. 24-1155 Transportation Development Act/Transportation Fund for Clean Air Funding Recommendations (Chan)

Recommendation:
1. Approve staff recommendation to "bank" the guaranteed fund in FY 2025/26 TDA funding cycle.
2. Approve staff recommendation to apply for the FY 2025/26 TFCA funding cycle for the construction of the Benton Street Bikeway Project.

Video: [04:42:00]

Transportation Manager Chan presented staff recommendations for Transportation Development Act/Transportation Fund for Clean Air Funding.

Committee comments and questions followed.

Transportation Manager Chan addressed **Committee** questions.

Public Speakers: Diane Harrison, Gavin Achteimer.

A motion was moved by Member Kratz and seconded by Member Megas to Approve Staff Recommendations. The motion carried with the following vote:

Aye: 6 - Chair Hardy, Member Penvenne, Member Megas, Member Ganesh, Member Kratz, and Member Duong

Excused: 1 - Member Donoghue

Absent: 2 - Vice Chair Jain, and Member Jenaro

8 REPORTS FOR COMMITTEE INFORMATION (CONTINUED)

A. 24-1179 Santa Clara Vision Zero: Collision Analysis and High-Injury Network (He)

Video: [04:54:00]

Associate Engineer He and Mr. Paderna from Kimley-Horn Associates provided an update on Vision Zero Plan.

Committee comments and questions followed.

Associate Engineer He and Mr. Paderna addressed **Committee questions.**

Public Speakers: Edmund Drozek, Gavin Achteimer, Diane Harrison.

B. 24-1177 Speed Surveys & Slower Streets - Assembly Bill 43 (Chan)

Video: [05:50:00]

Transportation Manager Chan provided a report on speed surveys and slower streets - Assembly Bill 43.

Committee comments and questions followed.

Transportation Manager Chan addressed **Committee questions.**

Public Speaker: Diane Harrison.

C. 24-1239 Metropolitan Transportation Commission Complete Streets Checklists for Housing Incentive Pool Grant (Shariat)

Item F: Santa Clara Station Area Task Force Update was moved before Item C.

Video: [06:10:00]

Principal Transportation Planner provided an overview of MTC Housing Incentive Pool Grant and the Complete Streets Checklists for two applications submitted.

There were no **Committee** comments on either checklist.

Public Speaker: Diane Harrison.

D. 24-1150 Public Works Verbal Update (Liw/Chan)

Video: [06:16:30]

Transportation Manager Chan provided a report on speed surveys and slower streets - Assembly Bill 43.

Committee comments and questions followed.

Transportation Manager Chan addressed **Committee** questions.

Public Speaker: Diane Harrison.

E. 24-1151 Valley Transportation Authority Bicycle and Pedestrian Advisory Committee Meetings Update (Megas)

Video: [06:29:00]

Member Megas provided a report on recent VTA BPAC meetings.

Committee comments and questions followed.

Member Megas addressed **Committee questions.**

Public Speaker: Diane Harrison.

F. 24-1175 Santa Clara Station Area Task Force Update (Ganesh)

Video: [06:05:00]

Member Ganesh provided a report on Santa Clara Station Area Task Force.

Member Ganesh left the meeting at 10:10 PM.

G. 24-1153 Grant Activity Verbal Update (Shariat)

Video: [06:38:32]

Principal Transportation Planner Shariat provided a report on recent grant activities.

Committee comments and questions followed.

Principal Transportation Planner Shariat addressed **Committee questions.**

Public Speaker: Diane Harrison.

9 REPORTS OF SPECIAL COMMITTEES (CONTINUED)

A. 24-1157 Subcommittee on Bicycle Story Maps (Megas and Penvenne)

Subcommittee had no update.

B. 24-1158 Subcommittee on Bike to Shop Day (Megas, Kratz, and Harrison)

Video: [06:46:00]

Diane Harrison provided an update that the Bike to Shop Day will be May 24.

C. 24-1176 Subcommittee on Roundabouts (Megas, Ganesh, Kratz, and Harrison)

Video: [06:51:00]

Member Kratz provided a brief update and commented that he will share Vision Zero ideas through this Subcommittee.

10 ANNOUNCEMENTS

Video: [06:52:05]

Member Megas stated a test bike ride along El Camino Real will take place on Saturday, February 1. The actual bike ride event will take place on Saturday, May 17 and will start in Santa Clara and end in Redwood City. This event is being sponsored by Silicon Valley Bicycle Coalition.

Resident Harrison stated that a Bike to Wherever Day will be held at the Santa Clara Senior Center on Friday, May 16 and they need volunteers for this event. Resident Harrison is in coordination with station organizer.

11 ADJOURNMENT

The meeting was adjourned at 10:55 PM.

The next scheduled meeting will be on Monday, March 24, 2025 at 4:00 PM.

The time limit within which to commence any lawsuit or legal challenge to any quasi-adjudicative decision made by the City is governed by Section 1094.6 of the Code of Civil Procedure, unless a shorter limitation period is specified by any other provision. Under Section 1094.6, any lawsuit or legal challenge to any quasi-adjudicative decision made by the City must be filed no later than the 90th day following the date on which such decision becomes final. Any lawsuit or legal challenge, which is not filed within that 90-day period, will be barred. If a person wishes to challenge the nature of the above section in court, they may be limited to raising only those issues they or someone else raised at the meeting described in this notice, or in written correspondence delivered to the City of Santa Clara, at or prior to the meeting. In addition, judicial challenge may be limited or barred where the interested party has not sought and exhausted all available administrative remedies.

If a member of the public submits a speaker card for any agenda items, their name will appear in the Minutes. If no speaker card is submitted, the Minutes will reflect "Public Speaker."

In accordance with the requirements of Title II of the Americans with Disabilities Act of 1990 ("ADA"), the City of Santa Clara will not discriminate against qualified individuals with disabilities on the basis of disability in its services, programs, or activities, and will ensure that all existing facilities will be made accessible to the maximum extent feasible. The City of Santa Clara will generally, upon request, provide appropriate aids and services leading to effective communication for qualified persons with disabilities including those with speech, hearing, or vision impairments so they can participate equally in the City's programs, services, and activities. The City of Santa Clara will make all reasonable modifications to policies and programs to ensure that people with disabilities have an equal opportunity to enjoy all of its programs, services, and activities.

Agendas and other written materials distributed during a public meeting that are public record will be made available by the City in an appropriate alternative format. Contact the City Clerk's Office at 1 408-615-2220 with your request for an alternative format copy of the agenda or other written materials.

Individuals who require an auxiliary aid or service for effective communication, or any other disability-related modification of policies or procedures, or other accommodation, in order to participate in a program, service, or activity of the City of Santa Clara, should contact the City's ADA Coordinator at 408-615-3000 as soon as possible but no later than 48 hours before the scheduled event.

25-326 Agenda Date: 4/8/2025

REPORT TO COUNCIL

SUBJECT
Action on City Bills and Claims Report for the period February 8, 2025 - March 7, 2025

COUNCIL PILLAR
Enhance Community Engagement and Transparency

BACKGROUND
Disbursements made by the City of Santa Clara (City) are based on invoices submitted for payment. Prior to payment, staff reviews all disbursement documents to ensure they are reflective of the goods or services provided. Invoices are usually paid within 30 days of receipt of an accurate invoice. As a final step, the City Auditor, or designee, verifies all documents before the City issues payment. Payments are issued through accounts payable checks and wire transfers. It is important to note that items that pertain to the Stadium Authority are billed to the Stadium Manager (ManCo) to pay on behalf of the Stadium Authority for Non-NFL events and the 49ers for NFL events.

The Bills and Claims Report, as required by the City Charter, represents the cash disbursements required for operations of the City during the period. The report reflects the payment date, invoice number, description of the payment, funding source, and payment amount for all invoices. The budget control is set by the City Council through the budget adoption process. The attached report is sorted by Silicon Valley Power (SVP) expenses first, followed by the rest of the City funds.

DISCUSSION
Significant expenditures in this period include:

- Payment to Northern California Power Agency in the amount of $15,971,756 for February all resources bill.
- Payment to City of San Jose in the amount of $9,711,392 for San Jose-Santa Clara Regional Wastewater Facility (RWF), O&M billing for third quarter of FY24/25, October to December 2024 recycle purchase, Stevens Creek Boulevard Vision Study Agreement, and February 2025 water meter charge.
- Payment to MSR Energy Authority/Public Power Agency in the amount of $2,693,486 for January 2025 power purchase.
- Payment to Santa Clara Valley Water in the amount of $2,204,860 for January treated water purchase and December 2024 Pump Tax (a groundwater charge that is used to pay for the protection and augmentation of water supplies in the basin).
- Payment to Golden State Fire Apparatus in the amount of $2,127,359 for prepayment to purchase Pierce Manufacturing Inc. 107’ Velocity Tiler.

Payments to ManCo are not included in the City's Bills and Claims report as they are currently reported through a separate Stadium Authority Bills and Claims report. Stadium Authority related payments in the City's Bills and Claims report include general administrative, material, and supply expenses of approximately $425,628. Included in this amount are invoices totaling $394,491 paid to Santa Clara County Sheriff's Department, California Highway Patrol, Monterey County and San Francisco, City and County for protection services for events at the Stadium. These expenses are reimbursed to the City by the Stadium Authority.

During this period, payments were made on behalf of the City, Housing Authority, and the Santa Clara Stadium Authority (described above).

Certain information such as names of law firms and recipients of workers' compensation have been redacted from the Bills and Claims report. The Supreme Court of California in Los Angeles County Board of Supervisors v. Superior Court, (2016) 2 Cal.5th 282, held that invoices specifying the amounts billed by a law firm to a client fall within the scope of attorney-client privilege while the matters are active. In accordance with the Supreme Court's ruling, the names of law firms retained by the City, and the specific amounts billed by each, have been redacted from the public report to maintain the confidentiality of billing records for legal services. In addition, individually identifiable information about recipients of workers' compensation has been redacted from the report based on California Labor Code section 138.7.

ENVIRONMENTAL REVIEW

The action being considered does not constitute a "project" within the meaning of the California Environmental Quality Act ("CEQA") pursuant to section 15378(b)(4) of Title 14 of the Code of Regulations in that it is a fiscal activity that does not involve any commitment to any specific project which may result in a potentially significant impact on the environment.

FISCAL IMPACT

The expenditures of $76,443,958 were appropriated to various funds with the adoption of the Fiscal Year 2024/25 budget, as amended.

COORDINATION

This report has been coordinated with the City Attorney's Office.

PUBLIC CONTACT

Public contact was made by posting the Council agenda on the City's official-notice bulletin board outside City Hall Council Chambers. A complete agenda packet is available on the City's website and in the City Clerk's Office at least 72 hours prior to a Regular Meeting and 24 hours prior to a Special Meeting. A hard copy of any agenda report may be requested by contacting the City Clerk's Office at (408) 615-2220, email clerk@santaclaraca.gov or at the public information desk at any City of Santa Clara public library.

RECOMMENDATION

Approve the list of Bills and Claims for February 8, 2025 - March 7, 2025.

Reviewed by: David Noce, Audit Manager

Approved by: Jovan D. Grogan, City Manager

ATTACHMENTS
1. Bills and Claims Approved for Payment Report

City of Santa Clara
List of All Bills and Claims Approved for Payment
From 02/08/2025 to 03/07/2025

Run Date 3/11/2025
Run Time 12:22:24 PM

Sorted by Payment Amount

Fund Group: Electric Utility Funds

Payment No: 032222

Payment Date	Vendor Name	Voucher No.	Invoice No.	Description	Fund Code	Amount Paid
2025-02-14	NORTHERN CALIF POWER AGENCY	00571440	006002-0225027	2025 FEBRUARY ARB	Electric Utility-Ops General	15,971,756.00
				Total for Payment No.:		15,971,756.00

Payment No: W25199

Payment Date	Vendor Name	Voucher No.	Invoice No.	Description	Fund Code	Amount Paid
2025-02-24	EDF TRADING NORTH AMERICA LLC	00572180	4322402	2501 NAT GAS IMBAL PURCH DVR	Electric Utility-Ops General	112,387.27
2025-02-24	EDF TRADING NORTH AMERICA LLC	00572180	4322402	2501 NATRL GAS LT PURCH DVR	Electric Utility-Ops General	712,225.00
2025-02-24	EDF TRADING NORTH AMERICA LLC	00572180	4322402	2501 NATRL GAS ST SALE DVR	Electric Utility-Ops General	-22,500.00
2025-02-24	EDF TRADING NORTH AMERICA LLC	00572180	4322402	2501 NATRL GAS ST PURCH DVR	Electric Utility-Ops General	906,112.50
2025-02-24	EDF TRADING NORTH AMERICA LLC	00572180	4322402	2501 NAT GAS IMBAL SALE DVR	Electric Utility-Ops General	-132,337.05
				Total for Payment No.:		1,575,887.72

Payment No: W25198

Payment Date	Vendor Name	Voucher No.	Invoice No.	Description	Fund Code	Amount Paid
2025-02-24	MSR ENERGY AUTHORITY	00572088	EA2467	WT: 2501 NATURAL GAS PURCH DVR	Electric Utility-Ops General	1,440,996.25
				Total for Payment No.:		1,440,996.25

Payment No: 032452

Payment Date	Vendor Name	Voucher No.	Invoice No.	Description	Fund Code	Amount Paid
2025-03-07	TRI-DAM PROJECT	00571797	2025-01 SVP	2501 BEARDSLEY BUNDLED ENERGY	Electric Utility-Ops General	75,478.62
2025-03-07	TRI-DAM PROJECT	00571797	2025-01 SVP	2501 BEARDSLEY RA	Electric Utility-Ops General	34,650.00
2025-03-07	TRI-DAM PROJECT	00571797	2025-01 SVP	2501 DONNELLS BUNDLED ENERGY	Electric Utility-Ops General	668,183.14
2025-03-07	TRI-DAM PROJECT	00571797	2025-01 SVP	2501 DONNELLS RA	Electric Utility-Ops General	396,000.00
2025-03-07	TRI-DAM PROJECT	00571797	2025-01 SVP	2501 DONNELLS AS	Electric Utility-Ops General	64,500.00
2025-03-07	TRI-DAM PROJECT	00571797	2025-01 SVP	2501 TULLOCH BUNDLED ENERGY	Electric Utility-Ops General	110,403.88
2025-03-07	TRI-DAM PROJECT	00571797	2025-01 SVP	2501 TULLOCH RA CAPACITY	Electric Utility-Ops General	20,295.00
				Total for Payment No.:		1,369,510.64

Payment No: 032336

Payment Date	Vendor Name	Voucher No.	Invoice No.	Description	Fund Code	Amount Paid
2025-02-28	MVA POWER INC	00572409	225030	TRANSFORMER, PAD, 500 KVA, 120	Electric Utility-Ops General	103,998.24
2025-02-28	MVA POWER INC	00572409	225030	TRANSFORMER, PAD, 750 KVA, 120	Electric Utility-Ops General	134,143.68
2025-02-28	MVA POWER INC	00572409	225030	TRANSFORMER, PAD, 225 KVA, 480	Electric Utility-Ops General	77,177.76
2025-02-28	MVA POWER INC	00572409	225030	TRANSFORMER, PAD, 112 KVA, 480	Electric Utility-Ops General	70,750.56
2025-02-28	MVA POWER INC	00572409	225030	TRANSFORMER, PAD, 112KVA, 120/	Electric Utility-Ops General	70,750.56
2025-02-28	MVA POWER INC	00572409	225030	TRANSFORMER, PAD, 300 KVA, 120	Electric Utility-Ops General	87,242.88
2025-02-28	MVA POWER INC	00572409	225030	TRANSFORMER, PAD, 225 KVA, 120	Electric Utility-Ops General	77,177.76
2025-02-28	MVA POWER INC	00572409	225030	TRANSFORMER, PAD, 300 KVA, 480	Electric Utility-Ops General	87,242.88

Payment Date	Vendor Name	Voucher No.	Invoice No.	Description	Fund Code	Amount Paid
2025-02-28	MVA POWER INC	00572409	225030	TRANSFORMER, PAD, 1000 KVA, 48	Electric Utility-Ops General	138,481.44
2025-02-28	MVA POWER INC	00572409	225030	TRANSFORMER, PAD, 500 KVA, 480	Electric Utility-Ops General	103,998.24
2025-02-28	MVA POWER INC	00572409	225030	TRANSFORMER, PAD, 750 KVA, 480	Electric Utility-Ops General	134,143.68
				Total for Payment No.:		1,085,107.68

Payment No: W25193

Payment Date	Vendor Name	Voucher No.	Invoice No.	Description	Fund Code	Amount Paid
2025-02-20	MSR PUBLIC POWER AGENCY	00571736	020825	WT: 2501 BIG HORN ENERGY	Electric Utility-Ops General	629,585.62
				Total for Payment No.:		629,585.62

Payment No: W25188

Payment Date	Vendor Name	Voucher No.	Invoice No.	Description	Fund Code	Amount Paid
2025-02-18	CALIF ISO	00571729	2025021131-67904297	ISO Energy	Electric Utility-Ops General	-1.98
2025-02-18	CALIF ISO	00571729	2025021131-67904297	ISO Flexible Ramp	Electric Utility-Ops General	208.35
2025-02-18	CALIF ISO	00571729	2025021131-67904297	ISO GMC	Electric Utility-Ops General	1,541.64
2025-02-18	CALIF ISO	00571729	2025021131-67904297	ISO Cost Recovery	Electric Utility-Ops General	0.38
2025-02-18	CALIF ISO	00571729	2025021131-67904297	WT: ISO CRR	Electric Utility-Ops General	-150,875.05
2025-02-18	CALIF ISO	00571729	2025021131-67904297	ISO Energy	Electric Utility-Ops General	668,111.40
				Total for Payment No.:		518,984.74

Payment No: 032358

Payment Date	Vendor Name	Voucher No.	Invoice No.	Description	Fund Code	Amount Paid
2025-02-28	TRAYER ENGINEERING CORP	00572441	0000031283	SWITCH, PADMOUNT, LIQUID-INSUL	Electric Utility-Ops General	202,478.16
2025-02-28	TRAYER ENGINEERING CORP	00572175	0000031275	SWITCH, PADMOUNT, LIQUID-INSUL	Electric Utility-Ops General	269,970.88
				Total for Payment No.:		472,449.04

Payment No: 725151

Payment Date	Vendor Name	Voucher No.	Invoice No.	Description	Fund Code	Amount Paid
2025-03-07	GLOBAL RENTAL CO	00572584	6036047	DC47 4X2 - ALTEC STANDARD DIST	Electric Utility-Ops General	203,979.00
2025-03-07	GLOBAL RENTAL CO	00572865	6036048	TA60 4X4 - ALTEC ARTICULATING	Electric Utility-Ops General	245,010.00
				Total for Payment No.:		448,989.00

Payment No: W25191

Payment Date	Vendor Name	Voucher No.	Invoice No.	Description	Fund Code	Amount Paid
2025-02-20	MANZANA WIND LLC	00571730	258773	2501 PPA ENERGY REVENUE WIND	Electric Utility-Ops General	-296,258.07
2025-02-20	MANZANA WIND LLC	00571730	258773	WT: 2501 ENERGY PURCHSE (WIND)	Electric Utility-Ops General	737,558.75
				Total for Payment No.:		441,300.68

Payment No: 032245

Payment Date	Vendor Name	Voucher No.	Invoice No.	Description	Fund Code	Amount Paid
2025-02-21	AECOM TECHNICAL SERVICES, INC	00571962	2000974151	NRS-KRS 115KV LINE SUPPORT AND	Electric Utility-Construction	4,073.31
2025-02-21	AECOM TECHNICAL SERVICES, INC	00571913	2000977032	CHANGE ORDER 1: ADDITIONAL SER	Electric Utility-Construction	57,647.35
2025-02-21	AECOM TECHNICAL SERVICES, INC	00571914	2000974148	CHANGE ORDER 1: ADDITIONAL SER	Electric Utility-Construction	34,057.57
2025-02-21	AECOM TECHNICAL SERVICES, INC	00571908	2000975668	SRS REBUILD AND REPLACEMENT DE	Electric Utility-Construction	28,279.39

Payment Date	Vendor Name	Voucher No.	Invoice No.	Description	Fund Code	Amount Paid
2025-02-21	AECOM TECHNICAL SERVICES, INC	00571909	2000977021	SRS REBUILD AND REPLACEMENT DE	Electric Utility-Construction	41,764.12
2025-02-21	AECOM TECHNICAL SERVICES, INC	00571910	2000974144	SERVICES FOR KRS REBUILD AND R	Electric Utility-Construction	26,572.58
2025-02-21	AECOM TECHNICAL SERVICES, INC	00571915	2000975658	CHANGE ORDER 1: ADDITIONAL SER	Electric Utility-Construction	56,184.53
2025-02-21	AECOM TECHNICAL SERVICES, INC	00571911	2000975655	SERVICES FOR KRS REBUILD AND R	Electric Utility-Construction	29,813.72
2025-02-21	AECOM TECHNICAL SERVICES, INC	00571912	2000977026	SERVICES FOR KRS REBUILD AND R	Electric Utility-Construction	37,923.95
2025-02-21	AECOM TECHNICAL SERVICES, INC	00571905	2000975646	PROGRAM IMPLEMENTATION FOR SVP	Electric Utility-Construction	70,804.63
2025-02-21	AECOM TECHNICAL SERVICES, INC	00571906	2000974154	SRS REBUILD AND REPLACEMENT DE	Electric Utility-Construction	26,163.15
				Total for Payment No.:		413,284.30

Payment No: 032284

Payment Date	Vendor Name	Voucher No.	Invoice No.	Description	Fund Code	Amount Paid
2025-02-21	TRANSMISSION AGENCY OF NORTHERN CA	00571521	JANUARY 2025	2503 DEBT SERVICE (TANC)	Electric Utility-Ops General	117,184.68
2025-02-21	TRANSMISSION AGENCY OF NORTHERN CA	00571521	JANUARY 2025	2502 DEBT SERVICE (SOT)	Electric Utility-Ops General	5,060.00
2025-02-21	TRANSMISSION AGENCY OF NORTHERN CA	00571521	JANUARY 2025	2501 SOT FAC CHARGE	Electric Utility-Ops General	4,057.83
2025-02-21	TRANSMISSION AGENCY OF NORTHERN CA	00571521	JANUARY 2025	2412 SOT ADMIN COSTS	Electric Utility-Ops General	1,411.28
2025-02-21	TRANSMISSION AGENCY OF NORTHERN CA	00571521	JANUARY 2025	2503 TANC A&G	Electric Utility-Ops General	-634,549.23
2025-02-21	TRANSMISSION AGENCY OF NORTHERN CA	00571521	JANUARY 2025	2503 COTP O&M	Electric Utility-Ops General	886,079.55
2025-02-21	TRANSMISSION AGENCY OF NORTHERN CA	00571521	JANUARY 2025	2410 TANC CRR PROG	Electric Utility-Ops General	10,879.05
				Total for Payment No.:		390,123.16

Payment No: 032199

Payment Date	Vendor Name	Voucher No.	Invoice No.	Description	Fund Code	Amount Paid
2025-02-14	ELECTRICAL CONSULTANTS INC	00571616	126244	DESIGN SERVICES FOR NRS-KRS 11	Electric Utility-Construction	19,790.00
2025-02-14	ELECTRICAL CONSULTANTS INC	00571647	126308	CHANGE ORDER 2: ADDITIONAL FUN	Electric Utility-Construction	55,449.50
2025-02-14	ELECTRICAL CONSULTANTS INC	00571648	126300	DESIGN SERVICES FOR NRS-KRS 11	Electric Utility-Construction	25,344.28
2025-02-14	ELECTRICAL CONSULTANTS INC	00571648	126300	CHANGE ORDER 2: ADDITIONAL FUN	Electric Utility-Construction	14,663.72
2025-02-14	ELECTRICAL CONSULTANTS INC	00571641	126294	CHANGE ORDER 2: ADDITIONAL FUN	Electric Utility-Construction	60,772.50
2025-02-14	ELECTRICAL CONSULTANTS INC	00571644	126295	DESIGN SERVICES FOR NRS-KRS 11	Electric Utility-Construction	24,791.00
2025-02-14	ELECTRICAL CONSULTANTS INC	00571642	126297	DESIGN SERVICES FOR NRS-KRS 11	Electric Utility-Construction	32,233.50
2025-02-14	ELECTRICAL CONSULTANTS INC	00571653	126972	CHANGE ORDER 2: ADDITIONAL FUN	Electric Utility-Construction	56,651.00
2025-02-14	ELECTRICAL CONSULTANTS INC	00571720	126987	CHANGE ORDER 2: ADDITIONAL FUN	Electric Utility-Construction	75,740.23
				Total for Payment No.:		365,435.73

Payment No: W25190

Payment Date	Vendor Name	Voucher No.	Invoice No.	Description	Fund Code	Amount Paid
2025-02-20	RE ROSAMOND ONE LLC	00571476	00134	WT: 2501 ENERGY PURCH (SOLAR)	Electric Utility-Ops General	327,876.32
				Total for Payment No.:		327,876.32

Payment No: 032422

Payment Date	Vendor Name	Voucher No.	Invoice No.	Description	Fund Code	Amount Paid
2025-03-07	MSR PUBLIC POWER AGENCY	00571796	021125	2501 BIG HORN 2 POWER	Electric Utility-Ops General	322,509.86
				Total for Payment No.:		322,509.86

Payment No: 032256

Payment Date	Vendor Name	Voucher No.	Invoice No.	Description	Fund Code	Amount Paid
2025-02-21	DAVEY TREE SURGERY	00570702	918986553	YP2409 TREE TRIM PWR LINES	Electric Utility-Ops General	285,947.39
				Total for Payment No.:		285,947.39

Payment No: 003731

Payment Date	Vendor Name	Voucher No.	Invoice No.	Description	Fund Code	Amount Paid
2025-02-11	JP MORGAN CHASE BANK, N.A. PROCUREMENT	00572423	PC0125EADM	IN *GOLDEN STATE RE (Purchase)	Electric Utility-Construction	147.66
2025-02-11	JP MORGAN CHASE BANK, N.A. PROCUREMENT	00572425	PC0125EFLD	REXEL 2833 (Purchase)	Electric Utility-Construction	382.93
2025-02-11	JP MORGAN CHASE BANK, N.A. PROCUREMENT	00572425	PC0125EFLD	GRAINGER (Purchase)	Electric Utility-Construction	331.48
2025-02-11	JP MORGAN CHASE BANK, N.A. PROCUREMENT	00572429	PC0125FINC	CRAWFORD DENTON (Purchase)	Electric Utility-Construction	406.97
2025-02-11	JP MORGAN CHASE BANK, N.A. PROCUREMENT	00572429	PC0125FINC	SP FERRULES DIRECT (Purchase)	Electric Utility-Construction	49.95
2025-02-11	JP MORGAN CHASE BANK, N.A. PROCUREMENT	00572424	PC0125EDVR	AMAZON MKTPL (Purchase)	Electric Utility-Construction	61.08
2025-02-11	JP MORGAN CHASE BANK, N.A. PROCUREMENT	00572424	PC0125EDVR	HOMEDEPOT.COM (Purchase)	Electric Utility-Construction	520.52
2025-02-11	JP MORGAN CHASE BANK, N.A. PROCUREMENT	00572424	PC0125EDVR	THE HOME DEPOT 063 (Purchase)	Electric Utility-Construction	304.46
2025-02-11	JP MORGAN CHASE BANK, N.A. PROCUREMENT	00572424	PC0125EDVR	MCMASTER-CARR (Purchase)	Electric Utility-Construction	304.38
2025-02-11	JP MORGAN CHASE BANK, N.A. PROCUREMENT	00572424	PC0125EDVR	MOUSER ELECTRONICS (Purchase)	Electric Utility-Construction	221.95
2025-02-11	JP MORGAN CHASE BANK, N.A. PROCUREMENT	00572424	PC0125EDVR	THE HOME DEPOT 063 (Purchase)	Electric Utility-Construction	134.51
2025-02-11	JP MORGAN CHASE BANK, N.A. PROCUREMENT	00572424	PC0125EDVR	AMZN MKTP US (Purchase)	Electric Utility-Construction	406.81
2025-02-11	JP MORGAN CHASE BANK, N.A. PROCUREMENT	00572424	PC0125EDVR	AMAZON MKTPL (Purchase)	Electric Utility-Construction	203.93
2025-02-11	JP MORGAN CHASE BANK, N.A. PROCUREMENT	00572424	PC0125EDVR	AMAZON MKTPL (Purchase)	Electric Utility-Construction	37.08

Payment Date	Vendor Name	Voucher No.	Invoice No.	Description	Fund Code	Amount Paid
2025-02-11	JP MORGAN CHASE BANK, N.A. PROCUREMENT	00572424	PC0125EDVR	ZORO TOOLS INC (Purchase)	Electric Utility-Construction	542.35
2025-02-11	JP MORGAN CHASE BANK, N.A. PROCUREMENT	00572424	PC0125EDVR	MCMASTER-CARR (Purchase)	Electric Utility-Construction	99.62
2025-02-11	JP MORGAN CHASE BANK, N.A. PROCUREMENT	00572424	PC0125EDVR	THE HOME DEPOT 063 (Purchase)	Electric Utility-Construction	261.33
2025-02-11	JP MORGAN CHASE BANK, N.A. PROCUREMENT	00572424	PC0125EDVR	WM SUPERCENTER 543 (Purchase)	Electric Utility-Construction	175.40
2025-02-11	JP MORGAN CHASE BANK, N.A. PROCUREMENT	00572424	PC0125EDVR	AMAZON MKTPL (Purchase)	Electric Utility-Construction	52.36
2025-02-11	JP MORGAN CHASE BANK, N.A. PROCUREMENT	00572424	PC0125EDVR	REXEL 2833 (Purchase)	Electric Utility-Construction	158.08
2025-02-11	JP MORGAN CHASE BANK, N.A. PROCUREMENT	00572424	PC0125EDVR	MCMASTER-CARR (Purchase)	Electric Utility-Construction	342.57
2025-02-11	JP MORGAN CHASE BANK, N.A. PROCUREMENT	00572424	PC0125EDVR	AMAZON MKTPL (Purchase)	Electric Utility-Construction	14.16
2025-02-11	JP MORGAN CHASE BANK, N.A. PROCUREMENT	00572424	PC0125EDVR	AMAZON MKTPL (Purchase)	Electric Utility-Construction	152.97
2025-02-11	JP MORGAN CHASE BANK, N.A. PROCUREMENT	00572424	PC0125EDVR	ZANKER ROAD LANDFIL (Purchase)	Electric Utility-Construction	347.00
2025-02-11	JP MORGAN CHASE BANK, N.A. PROCUREMENT	00572424	PC0125EDVR	AMAZON MKTPL (Purchase)	Electric Utility-Construction	90.75
2025-02-11	JP MORGAN CHASE BANK, N.A. PROCUREMENT	00572424	PC0125EDVR	AMAZON MKTPL (Purchase)	Electric Utility-Construction	42.48
2025-02-11	JP MORGAN CHASE BANK, N.A. PROCUREMENT	00572424	PC0125EDVR	LANSHACK.COM (Purchase)	Electric Utility-Construction	201.31
2025-02-11	JP MORGAN CHASE BANK, N.A. PROCUREMENT	00572424	PC0125EDVR	AMAZON MKTPL (Purchase)	Electric Utility-Construction	94.85
2025-02-11	JP MORGAN CHASE BANK, N.A. PROCUREMENT	00572424	PC0125EDVR	AMAZON MKTPL (Purchase)	Electric Utility-Construction	59.65
2025-02-11	JP MORGAN CHASE BANK, N.A. PROCUREMENT	00572424	PC0125EDVR	MCMASTER-CARR (Purchase)	Electric Utility-Construction	55.53
2025-02-11	JP MORGAN CHASE BANK, N.A. PROCUREMENT	00572424	PC0125EDVR	MCMASTER-CARR (Purchase)	Electric Utility-Construction	129.44
2025-02-11	JP MORGAN CHASE BANK, N.A.	00572424	PC0125EDVR	AMAZON MKTPL (Purchase)	Electric Utility-	74.62

Payment Date	Vendor Name	Voucher No.	Invoice No.	Description	Fund Code	Amount Paid
	PROCUREMENT				Construction	
2025-02-11	JP MORGAN CHASE BANK, N.A. PROCUREMENT	00572424	PC0125EDVR	MCMASTER-CARR (Purchase)	Electric Utility-Construction	195.66
2025-02-11	JP MORGAN CHASE BANK, N.A. PROCUREMENT	00572424	PC0125EDVR	AMAZON.COM*Z53G594T (Purchase)	Electric Utility-Construction	65.46
2025-02-11	JP MORGAN CHASE BANK, N.A. PROCUREMENT	00572424	PC0125EDVR	MCMASTER-CARR (Purchase)	Electric Utility-Construction	131.82
2025-02-11	JP MORGAN CHASE BANK, N.A. PROCUREMENT	00572424	PC0125EDVR	AMAZON MKTPL (Purchase)	Electric Utility-Construction	102.50
2025-02-11	JP MORGAN CHASE BANK, N.A. PROCUREMENT	00572424	PC0125EDVR	WWWUSCONVERTERSCOM (Purchase)	Electric Utility-Construction	68.01
2025-02-11	JP MORGAN CHASE BANK, N.A. PROCUREMENT	00572424	PC0125EDVR	AMAZON MKTPL (Purchase)	Electric Utility-Construction	229.44
2025-02-11	JP MORGAN CHASE BANK, N.A. PROCUREMENT	00572424	PC0125EDVR	AMAZON MKTPL (Purchase)	Electric Utility-Construction	310.66
2025-02-11	JP MORGAN CHASE BANK, N.A. PROCUREMENT	00572424	PC0125EDVR	AMZN MKTP US (Purchase)	Electric Utility-Construction	69.04
2025-02-11	JP MORGAN CHASE BANK, N.A. PROCUREMENT	00572424	PC0125EDVR	MCMASTER-CARR (Purchase)	Electric Utility-Construction	54.62
2025-02-11	JP MORGAN CHASE BANK, N.A. PROCUREMENT	00572424	PC0125EDVR	AMAZON MKTPL (Purchase)	Electric Utility-Construction	73.12
2025-02-11	JP MORGAN CHASE BANK, N.A. PROCUREMENT	00572425	PC0125EFLD	AMAZON MKTPL (Purchase)	Electric Utility-Ops General	130.92
2025-02-11	JP MORGAN CHASE BANK, N.A. PROCUREMENT	00572425	PC0125EFLD	AMAZON MKTPL (Purchase)	Electric Utility-Ops General	26.74
2025-02-11	JP MORGAN CHASE BANK, N.A. PROCUREMENT	00572425	PC0125EFLD	GRAINGER (Purchase)	Electric Utility-Ops General	91.00
2025-02-11	JP MORGAN CHASE BANK, N.A. PROCUREMENT	00572425	PC0125EFLD	THE HOME DEPOT 063 (Purchase)	Electric Utility-Ops General	199.58
2025-02-11	JP MORGAN CHASE BANK, N.A. PROCUREMENT	00572425	PC0125EFLD	GRAINGER (Purchase)	Electric Utility-Ops General	294.03
2025-02-11	JP MORGAN CHASE BANK, N.A. PROCUREMENT	00572425	PC0125EFLD	SOUTHWEST (Purchase)	Electric Utility-Ops General	332.95
2025-02-11	JP MORGAN CHASE BANK, N.A. PROCUREMENT	00572425	PC0125EFLD	GRAINGER (Purchase)	Electric Utility-Ops General	208.61

Payment Date	Vendor Name	Voucher No.	Invoice No.	Description	Fund Code	Amount Paid
2025-02-11	JP MORGAN CHASE BANK, N.A. PROCUREMENT	00572425	PC0125EFLD	O'REILLY 2913 (Purchase)	Electric Utility-Ops General	11.99
2025-02-11	JP MORGAN CHASE BANK, N.A. PROCUREMENT	00572426	PC0125EREC	AMAZON MKTPL (Purchase)	Electric Utility-Ops General	259.40
2025-02-11	JP MORGAN CHASE BANK, N.A. PROCUREMENT	00572426	PC0125EREC	ATT*BILL PAYMENT (Purchase)	Electric Utility-Ops General	117.70
2025-02-11	JP MORGAN CHASE BANK, N.A. PROCUREMENT	00572426	PC0125EREC	AMAZON MKTPL (Purchase)	Electric Utility-Ops General	148.11
2025-02-11	JP MORGAN CHASE BANK, N.A. PROCUREMENT	00572426	PC0125EREC	AMAZON.COM*ZG07404B (Purchase)	Electric Utility-Ops General	37.07
2025-02-11	JP MORGAN CHASE BANK, N.A. PROCUREMENT	00572426	PC0125EREC	TOPMEDIAI (Purchase)	Electric Utility-Ops General	12.99
2025-02-11	JP MORGAN CHASE BANK, N.A. PROCUREMENT	00572426	PC0125EREC	AMAZON.COM*ZC38A3XC (Purchase)	Electric Utility-Ops General	45.83
2025-02-11	JP MORGAN CHASE BANK, N.A. PROCUREMENT	00572426	PC0125EREC	HNS*HUGHESNET.COM (Purchase)	Electric Utility-Ops General	92.97
2025-02-11	JP MORGAN CHASE BANK, N.A. PROCUREMENT	00572426	PC0125EREC	SPI*DIRECTV SERVICE (Purchase)	Electric Utility-Ops General	256.98
2025-02-11	JP MORGAN CHASE BANK, N.A. PROCUREMENT	00572426	PC0125EREC	AMAZON.COM*ZG2X1449 (Purchase)	Electric Utility-Ops General	96.03
2025-02-11	JP MORGAN CHASE BANK, N.A. PROCUREMENT	00572426	PC0125EREC	AMAZON MKTPL (Purchase)	Electric Utility-Ops General	120.03
2025-02-11	JP MORGAN CHASE BANK, N.A. PROCUREMENT	00572426	PC0125EREC	AMAZON MKTPL (Purchase)	Electric Utility-Ops General	29.84
2025-02-11	JP MORGAN CHASE BANK, N.A. PROCUREMENT	00572426	PC0125EREC	AMAZON.COM*ZD3BU5DE (Purchase)	Electric Utility-Ops General	21.80
2025-02-11	JP MORGAN CHASE BANK, N.A. PROCUREMENT	00572426	PC0125EREC	DMI* DELL SALES S (Purchase)	Electric Utility-Ops General	555.61
2025-02-11	JP MORGAN CHASE BANK, N.A. PROCUREMENT	00572426	PC0125EREC	PAYPAL (Purchase)	Electric Utility-Ops General	1,636.00
2025-02-11	JP MORGAN CHASE BANK, N.A. PROCUREMENT	00572426	PC0125EREC	DMI* DELL BUS ONLIN (Purchase)	Electric Utility-Ops General	555.61
2025-02-11	JP MORGAN CHASE BANK, N.A. PROCUREMENT	00572428	PC0125FACL	THE HOME DEPOT 063 (Purchase)	Electric Utility-Ops General	9.91
2025-02-11	JP MORGAN CHASE BANK, N.A.	00572428	PC0125FACL	THE HOME DEPOT 063 (Purchase)	Electric Utility-Ops	59.72

Payment Date	Vendor Name	Voucher No.	Invoice No.	Description	Fund Code	Amount Paid
	PROCUREMENT				General	
2025-02-11	JP MORGAN CHASE BANK, N.A. PROCUREMENT	00572428	PC0125FACL	90 STANDARD PLUMBIN (Purchase)	Electric Utility-Ops General	871.91
2025-02-11	JP MORGAN CHASE BANK, N.A. PROCUREMENT	00572428	PC0125FACL	90 STANDARD PLUMBIN (Purchase)	Electric Utility-Ops General	20.17
2025-02-11	JP MORGAN CHASE BANK, N.A. PROCUREMENT	00572428	PC0125FACL	THE HOME DEPOT 063 (Purchase)	Electric Utility-Ops General	30.82
2025-02-11	JP MORGAN CHASE BANK, N.A. PROCUREMENT	00572429	PC0125FINC	THE HOME DEPOT 063 (Purchase)	Electric Utility-Ops General	35.98
2025-02-11	JP MORGAN CHASE BANK, N.A. PROCUREMENT	00572429	PC0125FINC	AMAZON.COM*Z570J3LF (Purchase)	Electric Utility-Ops General	122.56
2025-02-11	JP MORGAN CHASE BANK, N.A. PROCUREMENT	00572429	PC0125FINC	AMAZON MKTPL (Purchase)	Electric Utility-Ops General	9.78
2025-02-11	JP MORGAN CHASE BANK, N.A. PROCUREMENT	00572429	PC0125FINC	SP FERRULES DIRECT (Purchase)	Electric Utility-Ops General	68.28
2025-02-11	JP MORGAN CHASE BANK, N.A. PROCUREMENT	00572430	PC0125FIRE	AMERICAN HEART SHOP (Purchase)	Electric Utility-Ops General	93.50
2025-02-11	JP MORGAN CHASE BANK, N.A. PROCUREMENT	00572430	PC0125FIRE	AMERICAN HEART SHOP (Purchase)	Electric Utility-Ops General	93.50
2025-02-11	JP MORGAN CHASE BANK, N.A. PROCUREMENT	00572431	PC0125HREC	ASSOCIATIO* PUBLIC (Purchase)	Electric Utility-Ops General	645.00
2025-02-11	JP MORGAN CHASE BANK, N.A. PROCUREMENT	00572431	PC0125HREC	GOVERNMENT FINANCE (Purchase)	Electric Utility-Ops General	200.00
2025-02-11	JP MORGAN CHASE BANK, N.A. PROCUREMENT	00572431	PC0125HREC	NWPPA (Purchase)	Electric Utility-Ops General	440.00
2025-02-11	JP MORGAN CHASE BANK, N.A. PROCUREMENT	00572424	PC0125EDVR	CALTROL INC (Purchase)	Electric Utility-Ops General	761.66
2025-02-11	JP MORGAN CHASE BANK, N.A. PROCUREMENT	00572424	PC0125EDVR	API HEAT TRANSFER C (Purchase)	Electric Utility-Ops General	30.53
2025-02-11	JP MORGAN CHASE BANK, N.A. PROCUREMENT	00572424	PC0125EDVR	THE HOME DEPOT 063 (Purchase)	Electric Utility-Ops General	49.00
2025-02-11	JP MORGAN CHASE BANK, N.A. PROCUREMENT	00572425	PC0125EFLD	GRAINGER (Purchase)	Electric Utility-Ops General	43.22
2025-02-11	JP MORGAN CHASE BANK, N.A. PROCUREMENT	00572425	PC0125EFLD	GRAINGER (Purchase)	Electric Utility-Ops General	83.66

Payment Date	Vendor Name	Voucher No.	Invoice No.	Description	Fund Code	Amount Paid
2025-02-11	JP MORGAN CHASE BANK, N.A. PROCUREMENT	00572425	PC0125EFLD	THE HOME DEPOT 063 (Purchase)	Electric Utility-Ops General	259.72
2025-02-11	JP MORGAN CHASE BANK, N.A. PROCUREMENT	00572424	PC0125EDVR	HOMEDEPOT.COM (Purchase)	Electric Utility-Ops General	8.24
2025-02-11	JP MORGAN CHASE BANK, N.A. PROCUREMENT	00572425	PC0125EFLD	HOMEDEPOT.COM (Purchase)	Electric Utility-Ops General	814.07
2025-02-11	JP MORGAN CHASE BANK, N.A. PROCUREMENT	00572425	PC0125EFLD	LOWES 00907 (Purchase)	Electric Utility-Ops General	102.58
2025-02-11	JP MORGAN CHASE BANK, N.A. PROCUREMENT	00572425	PC0125EFLD	THE HOME DEPOT 063 (Purchase)	Electric Utility-Ops General	345.93
2025-02-11	JP MORGAN CHASE BANK, N.A. PROCUREMENT	00572425	PC0125EFLD	AMAZON MKTPL (Purchase)	Electric Utility-Ops General	41.47
2025-02-11	JP MORGAN CHASE BANK, N.A. PROCUREMENT	00572425	PC0125EFLD	THE HOME DEPOT 063 (Purchase)	Electric Utility-Ops General	28.33
2025-02-11	JP MORGAN CHASE BANK, N.A. PROCUREMENT	00572424	PC0125EDVR	HOMEDEPOT.COM (Purchase)	Electric Utility-Ops General	19.63
2025-02-11	JP MORGAN CHASE BANK, N.A. PROCUREMENT	00572424	PC0125EDVR	HOMEDEPOT.COM (Purchase)	Electric Utility-Ops General	12.69
2025-02-11	JP MORGAN CHASE BANK, N.A. PROCUREMENT	00572423	PC0125EADM	AMZN MKTP US (Purchase)	Electric Utility-Ops General	39.20
2025-02-11	JP MORGAN CHASE BANK, N.A. PROCUREMENT	00572423	PC0125EADM	AMAZON MKTPL (Purchase)	Electric Utility-Ops General	9.81
2025-02-11	JP MORGAN CHASE BANK, N.A. PROCUREMENT	00572423	PC0125EADM	AMAZON MKTPL (Purchase)	Electric Utility-Ops General	105.62
2025-02-11	JP MORGAN CHASE BANK, N.A. PROCUREMENT	00572423	PC0125EADM	CALMUNI* CALIFORNIA (Purchase)	Electric Utility-Ops General	375.00
2025-02-11	JP MORGAN CHASE BANK, N.A. PROCUREMENT	00572423	PC0125EADM	AMAZON.COM*Z50BY2A9 (Purchase)	Electric Utility-Ops General	94.36
2025-02-11	JP MORGAN CHASE BANK, N.A. PROCUREMENT	00572423	PC0125EADM	CALMUNI* CALIFORNIA (Purchase)	Electric Utility-Ops General	375.00
2025-02-11	JP MORGAN CHASE BANK, N.A. PROCUREMENT	00572423	PC0125EADM	USPS PO 0569480201 (Purchase)	Electric Utility-Ops General	14.60
2025-02-11	JP MORGAN CHASE BANK, N.A. PROCUREMENT	00572423	PC0125EADM	AMZN MKTP US (Purchase)	Electric Utility-Ops General	49.09
2025-02-11	JP MORGAN CHASE BANK, N.A.	00572423	PC0125EADM	KIMPTON SAWYER HOTE	Electric Utility-Ops	618.22

Payment Date	Vendor Name	Voucher No.	Invoice No.	Description	Fund Code	Amount Paid
	PROCUREMENT			(Purchase)	General	
2025-02-11	JP MORGAN CHASE BANK, N.A. PROCUREMENT	00572423	PC0125EADM	AMZN MKTP US (Purchase)	Electric Utility-Ops General	58.80
2025-02-11	JP MORGAN CHASE BANK, N.A. PROCUREMENT	00572423	PC0125EADM	AMAZON.COM*Z54OE4JQ (Purchase)	Electric Utility-Ops General	39.82
2025-02-11	JP MORGAN CHASE BANK, N.A. PROCUREMENT	00572423	PC0125EADM	AMAZON MKTPL (Purchase)	Electric Utility-Ops General	6.54
2025-02-11	JP MORGAN CHASE BANK, N.A. PROCUREMENT	00572423	PC0125EADM	AMAZON.COM*ZP0YA9I3 (Purchase)	Electric Utility-Ops General	18.39
2025-02-11	JP MORGAN CHASE BANK, N.A. PROCUREMENT	00572423	PC0125EADM	AMAZON MKTPL (Purchase)	Electric Utility-Ops General	61.88
2025-02-11	JP MORGAN CHASE BANK, N.A. PROCUREMENT	00572423	PC0125EADM	AIR CRE CONTRACTS (Purchase)	Electric Utility-Ops General	600.00
2025-02-11	JP MORGAN CHASE BANK, N.A. PROCUREMENT	00572424	PC0125EDVR	O'REILLY 2913 (Purchase)	Electric Utility-Ops General	63.27
2025-02-11	JP MORGAN CHASE BANK, N.A. PROCUREMENT	00572424	PC0125EDVR	THE HOME DEPOT 063 (Purchase)	Electric Utility-Ops General	97.43
2025-02-11	JP MORGAN CHASE BANK, N.A. PROCUREMENT	00572424	PC0125EDVR	FSP*OXFORD SUITES C (Purchase)	Electric Utility-Ops General	123.43
2025-02-11	JP MORGAN CHASE BANK, N.A. PROCUREMENT	00572423	PC0125EADM	KIMPTON SAWYER HOTE (Purchase)	Electric Utility-Ops General	309.11
2025-02-11	JP MORGAN CHASE BANK, N.A. PROCUREMENT	00572423	PC0125EADM	CALMUNI* CALIFORNIA (Purchase)	Electric Utility-Ops General	375.00
2025-02-11	JP MORGAN CHASE BANK, N.A. PROCUREMENT	00572423	PC0125EADM	AMAZON MKTPL (Purchase)	Electric Utility-Ops General	14.08
2025-02-11	JP MORGAN CHASE BANK, N.A. PROCUREMENT	00572423	PC0125EADM	KIMPTON SAWYER HOTE (Purchase)	Electric Utility-Ops General	46.66
2025-02-11	JP MORGAN CHASE BANK, N.A. PROCUREMENT	00572424	PC0125EDVR	FSP*OXFORD SUITES C (Purchase)	Electric Utility-Ops General	123.43
2025-02-11	JP MORGAN CHASE BANK, N.A. PROCUREMENT	00572424	PC0125EDVR	METAL SUPERMARKETS (Purchase)	Electric Utility-Ops General	30.59
2025-02-11	JP MORGAN CHASE BANK, N.A. PROCUREMENT	00572424	PC0125EDVR	BELL ELECTRICAL SUP (Purchase)	Electric Utility-Ops General	146.82
2025-02-11	JP MORGAN CHASE BANK, N.A. PROCUREMENT	00572424	PC0125EDVR	REXEL 2833 (Purchase)	Electric Utility-Ops General	370.92

Payment Date	Vendor Name	Voucher No.	Invoice No.	Description	Fund Code	Amount Paid
2025-02-11	JP MORGAN CHASE BANK, N.A. PROCUREMENT	00572424	PC0125EDVR	SANTA CLARA WINDUST (Purchase)	Electric Utility-Ops General	568.05
2025-02-11	JP MORGAN CHASE BANK, N.A. PROCUREMENT	00572424	PC0125EDVR	THE HOME DEPOT 063 (Purchase)	Electric Utility-Ops General	370.94
2025-02-11	JP MORGAN CHASE BANK, N.A. PROCUREMENT	00572424	PC0125EDVR	GRAINGER (Purchase)	Electric Utility-Ops General	91.02
2025-02-11	JP MORGAN CHASE BANK, N.A. PROCUREMENT	00572424	PC0125EDVR	WELDER S HEAVEN (Purchase)	Electric Utility-Ops General	771.54
2025-02-11	JP MORGAN CHASE BANK, N.A. PROCUREMENT	00572424	PC0125EDVR	ROYAL BRASS INC - S (Purchase)	Electric Utility-Ops General	138.56
2025-02-11	JP MORGAN CHASE BANK, N.A. PROCUREMENT	00572424	PC0125EDVR	BEARING ENGINEERING (Purchase)	Electric Utility-Ops General	170.96
2025-02-11	JP MORGAN CHASE BANK, N.A. PROCUREMENT	00572424	PC0125EDVR	THE HOME DEPOT 063 (Purchase)	Electric Utility-Ops General	15.38
2025-02-11	JP MORGAN CHASE BANK, N.A. PROCUREMENT	00572424	PC0125EDVR	HACH COMPANY (Purchase)	Electric Utility-Ops General	249.94
2025-02-11	JP MORGAN CHASE BANK, N.A. PROCUREMENT	00572424	PC0125EDVR	NORCAL CONTROLS INC (Purchase)	Electric Utility-Ops General	187.70
2025-02-11	JP MORGAN CHASE BANK, N.A. PROCUREMENT	00572424	PC0125EDVR	HACH COMPANY (Purchase)	Electric Utility-Ops General	149.39
2025-02-11	JP MORGAN CHASE BANK, N.A. PROCUREMENT	00572424	PC0125EDVR	BUREAU VERITAS COMM (Purchase)	Electric Utility-Ops General	1,368.37
2025-02-11	JP MORGAN CHASE BANK, N.A. PROCUREMENT	00572424	PC0125EDVR	RYAN HERCO FLOW SOL (Purchase)	Electric Utility-Ops General	1,168.14
2025-02-11	JP MORGAN CHASE BANK, N.A. PROCUREMENT	00572424	PC0125EDVR	BRIGHTGUY.COM (Purchase)	Electric Utility-Ops General	608.85
2025-02-11	JP MORGAN CHASE BANK, N.A. PROCUREMENT	00572424	PC0125EDVR	AMAZON MKTPL (Purchase)	Electric Utility-Ops General	118.82
2025-02-11	JP MORGAN CHASE BANK, N.A. PROCUREMENT	00572424	PC0125EDVR	TFS*THERMO FISHER S (Purchase)	Electric Utility-Ops General	4,763.64
2025-02-11	JP MORGAN CHASE BANK, N.A. PROCUREMENT	00572424	PC0125EDVR	RM AUTOMATION INC-C (Purchase)	Electric Utility-Ops General	1,405.20
2025-02-11	JP MORGAN CHASE BANK, N.A. PROCUREMENT	00572424	PC0125EDVR	CEMTEK ENVIRONMENTA (Purchase)	Electric Utility-Ops General	812.89
2025-02-11	JP MORGAN CHASE BANK, N.A.	00572424	PC0125EDVR	FILTREXXNS.COM (Purchase)	Electric Utility-Ops	458.00

Payment Date	Vendor Name	Voucher No.	Invoice No.	Description	Fund Code	Amount Paid
	PROCUREMENT				General	
2025-02-11	JP MORGAN CHASE BANK, N.A. PROCUREMENT	00572424	PC0125EDVR	API HEAT TRANSFER C (Purchase)	Electric Utility-Ops General	392.00
2025-02-11	JP MORGAN CHASE BANK, N.A. PROCUREMENT	00572424	PC0125EDVR	MCMASTER-CARR (Purchase)	Electric Utility-Ops General	838.12
2025-02-11	JP MORGAN CHASE BANK, N.A. PROCUREMENT	00572424	PC0125EDVR	THE SENSOR CONNECTI (Purchase)	Electric Utility-Ops General	2,761.60
2025-02-11	JP MORGAN CHASE BANK, N.A. PROCUREMENT	00572424	PC0125EDVR	THE HOME DEPOT PRO (Purchase)	Electric Utility-Ops General	385.60
2025-02-11	JP MORGAN CHASE BANK, N.A. PROCUREMENT	00572423	PC0125EADM	AMAZON MKTPL (Purchase)	Electric Utility-Ops General	10.90
2025-02-11	JP MORGAN CHASE BANK, N.A. PROCUREMENT	00572423	PC0125EADM	AMZN MKTP US (Purchase)	Electric Utility-Ops General	14.83
2025-02-11	JP MORGAN CHASE BANK, N.A. PROCUREMENT	00572423	PC0125EADM	TRAINHR (Purchase)	Electric Utility-Ops General	195.00
2025-02-11	JP MORGAN CHASE BANK, N.A. PROCUREMENT	00572423	PC0125EADM	AMAZON.COM*ZC6CL36W (Purchase)	Electric Utility-Ops General	30.54
2025-02-11	JP MORGAN CHASE BANK, N.A. PROCUREMENT	00572423	PC0125EADM	AMAZON.COM*ZC26F0NI (Purchase)	Electric Utility-Ops General	92.27
2025-02-11	JP MORGAN CHASE BANK, N.A. PROCUREMENT	00572423	PC0125EADM	KIMPTON SAWYER HOTE (Purchase)	Electric Utility-Ops General	704.88
2025-02-11	JP MORGAN CHASE BANK, N.A. PROCUREMENT	00572423	PC0125EADM	AMAZON MKTPL (Purchase)	Electric Utility-Ops General	29.89
2025-02-11	JP MORGAN CHASE BANK, N.A. PROCUREMENT	00572423	PC0125EADM	THE HOME DEPOT 063 (Purchase)	Electric Utility-Ops General	2.36
2025-02-11	JP MORGAN CHASE BANK, N.A. PROCUREMENT	00572423	PC0125EADM	IN *PV LABELS INC. (Purchase)	Electric Utility-Ops General	1,716.26
2025-02-11	JP MORGAN CHASE BANK, N.A. PROCUREMENT	00572423	PC0125EADM	GOVT SOCIAL MEDIA L (Purchase)	Electric Utility-Ops General	509.00
2025-02-11	JP MORGAN CHASE BANK, N.A. PROCUREMENT	00572425	PC0125EFLD	HOMEDEPOT.COM (Purchase)	Electric Utility-Ops General	216.07
2025-02-11	JP MORGAN CHASE BANK, N.A. PROCUREMENT	00572425	PC0125EFLD	AMAZON MKTPL (Purchase)	Electric Utility-Ops General	261.80
2025-02-11	JP MORGAN CHASE BANK, N.A. PROCUREMENT	00572425	PC0125EFLD	AMAZON MKTPL (Purchase)	Electric Utility-Ops General	100.10

Payment Date	Vendor Name	Voucher No.	Invoice No.	Description	Fund Code	Amount Paid
2025-02-11	JP MORGAN CHASE BANK, N.A. PROCUREMENT	00572425	PC0125EFLD	AMAZON MKTPL (Purchase)	Electric Utility-Ops General	61.08
2025-02-11	JP MORGAN CHASE BANK, N.A. PROCUREMENT	00572425	PC0125EFLD	HOMEDEPOT.COM (Purchase)	Electric Utility-Ops General	489.97
2025-02-11	JP MORGAN CHASE BANK, N.A. PROCUREMENT	00572425	PC0125EFLD	AMZN MKTP US (Purchase)	Electric Utility-Ops General	327.74
2025-02-11	JP MORGAN CHASE BANK, N.A. PROCUREMENT	00572425	PC0125EFLD	BATTERYGUYUS (Purchase)	Electric Utility-Ops General	263.53
2025-02-11	JP MORGAN CHASE BANK, N.A. PROCUREMENT	00572425	PC0125EFLD	AMAZON MKTPL (Purchase)	Electric Utility-Ops General	25.08
2025-02-11	JP MORGAN CHASE BANK, N.A. PROCUREMENT	00572425	PC0125EFLD	AMAZON MKTPL (Purchase)	Electric Utility-Ops General	141.64
2025-02-11	JP MORGAN CHASE BANK, N.A. PROCUREMENT	00572425	PC0125EFLD	LINDE GAS EQUIPME (Purchase)	Electric Utility-Ops General	214.98
2025-02-11	JP MORGAN CHASE BANK, N.A. PROCUREMENT	00572425	PC0125EFLD	BELL ELECTRICAL SUP (Purchase)	Electric Utility-Ops General	8.86
2025-02-11	JP MORGAN CHASE BANK, N.A. PROCUREMENT	00572425	PC0125EFLD	THE HOME DEPOT 063 (Purchase)	Electric Utility-Ops General	33.39
2025-02-11	JP MORGAN CHASE BANK, N.A. PROCUREMENT	00572425	PC0125EFLD	BELL ELECTRICAL SUP (Purchase)	Electric Utility-Ops General	33.88
2025-02-11	JP MORGAN CHASE BANK, N.A. PROCUREMENT	00572425	PC0125EFLD	EDGES ELECTRICAL GR (Purchase)	Electric Utility-Ops General	1,306.47
2025-02-11	JP MORGAN CHASE BANK, N.A. PROCUREMENT	00572425	PC0125EFLD	AMAZON MKTPL (Purchase)	Electric Utility-Ops General	41.42
2025-02-11	JP MORGAN CHASE BANK, N.A. PROCUREMENT	00572425	PC0125EFLD	THE HOME DEPOT 063 (Purchase)	Electric Utility-Ops General	9.76
2025-02-11	JP MORGAN CHASE BANK, N.A. PROCUREMENT	00572425	PC0125EFLD	O'REILLY 2913 (Purchase)	Electric Utility-Ops General	54.52
2025-02-11	JP MORGAN CHASE BANK, N.A. PROCUREMENT	00572425	PC0125EFLD	AMAZON MKTPL (Purchase)	Electric Utility-Ops General	396.00
2025-02-11	JP MORGAN CHASE BANK, N.A. PROCUREMENT	00572425	PC0125EFLD	AMAZON MKTPL (Purchase)	Electric Utility-Ops General	139.20
2025-02-11	JP MORGAN CHASE BANK, N.A. PROCUREMENT	00572425	PC0125EFLD	METAL-WERX LLC (Purchase)	Electric Utility-Ops General	33.10
2025-02-11	JP MORGAN CHASE BANK, N.A.	00572425	PC0125EFLD	L9 MAKITA (Purchase)	Electric Utility-Ops	174.34

Payment Date	Vendor Name	Voucher No.	Invoice No.	Description	Fund Code	Amount Paid
	PROCUREMENT				General	
2025-02-11	JP MORGAN CHASE BANK, N.A. PROCUREMENT	00572425	PC0125EFLD	AMAZON MKTPL (Purchase)	Electric Utility-Ops General	92.80
2025-02-11	JP MORGAN CHASE BANK, N.A. PROCUREMENT	00572425	PC0125EFLD	HNS*HUGHESNET.COM (Purchase)	Electric Utility-Ops General	119.94
2025-02-11	JP MORGAN CHASE BANK, N.A. PROCUREMENT	00572425	PC0125EFLD	FASTRAK VIOLATION C (Purchase)	Electric Utility-Ops General	7.00
2025-02-11	JP MORGAN CHASE BANK, N.A. PROCUREMENT	00572425	PC0125EFLD	COMCAST CALIFORNIA (Purchase)	Electric Utility-Ops General	66.30
2025-02-11	JP MORGAN CHASE BANK, N.A. PROCUREMENT	00572425	PC0125EFLD	BLUECOSMO (Purchase)	Electric Utility-Ops General	46.35
2025-02-11	JP MORGAN CHASE BANK, N.A. PROCUREMENT	00572425	PC0125EFLD	WWW COSTCO COM (Purchase)	Electric Utility-Ops General	535.99
2025-02-11	JP MORGAN CHASE BANK, N.A. PROCUREMENT	00572425	PC0125EFLD	S S SUPPLIES AND SO (Purchase)	Electric Utility-Ops General	219.73
2025-02-11	JP MORGAN CHASE BANK, N.A. PROCUREMENT	00572425	PC0125EFLD	S S SUPPLIES AND SO (Purchase)	Electric Utility-Ops General	759.35
2025-02-11	JP MORGAN CHASE BANK, N.A. PROCUREMENT	00572425	PC0125EFLD	S S SUPPLIES AND SO (Purchase)	Electric Utility-Ops General	1,221.92
2025-02-11	JP MORGAN CHASE BANK, N.A. PROCUREMENT	00572425	PC0125EFLD	S S SUPPLIES AND SO (Purchase)	Electric Utility-Ops General	555.90
2025-02-11	JP MORGAN CHASE BANK, N.A. PROCUREMENT	00572425	PC0125EFLD	LIFELINE SYSTEMS CO (Purchase)	Electric Utility-Ops General	48.04
2025-02-11	JP MORGAN CHASE BANK, N.A. PROCUREMENT	00572425	PC0125EFLD	AMAZON.COM*ZP5M6955 (Purchase)	Electric Utility-Ops General	15.52
2025-02-11	JP MORGAN CHASE BANK, N.A. PROCUREMENT	00572425	PC0125EFLD	ZOOM.COM 888-799-96 (Purchase)	Electric Utility-Ops General	149.90
2025-02-11	JP MORGAN CHASE BANK, N.A. PROCUREMENT	00572425	PC0125EFLD	AMERICAN WATER COLL (Purchase)	Electric Utility-Ops General	149.95
2025-02-11	JP MORGAN CHASE BANK, N.A. PROCUREMENT	00572425	PC0125EFLD	AMAZON.COM*ZC5F66QU (Purchase)	Electric Utility-Ops General	65.35
2025-02-11	JP MORGAN CHASE BANK, N.A. PROCUREMENT	00572425	PC0125EFLD	AMAZON MKTPL (Purchase)	Electric Utility-Ops General	59.70
				Total for Payment No.:		52,006.54

Payment No: W25192

Payment Date	Vendor Name	Voucher No.	Invoice No.	Description	Fund Code	Amount Paid
2025-02-20	MSR PUBLIC POWER AGENCY	00571735	020525	WT: 2501 BIG HORN SHAPING	Electric Utility-Ops General	241,502.57
				Total for Payment No.:		241,502.57

Payment No: 725178

Payment Date	Vendor Name	Voucher No.	Invoice No.	Description	Fund Code	Amount Paid
2025-03-07	ONESOURCE SUPPLY SOLUTIONS LLC	00572157	S007431114.003	Clamp ? Dead End ? Compression	Electric Utility-Construction	9,877.34
2025-03-07	ONESOURCE SUPPLY SOLUTIONS LLC	00572158	S007431114.004	INSULATOR, 60KV, SUSPENSION, S	Electric Utility-Construction	972.43
2025-03-07	ONESOURCE SUPPLY SOLUTIONS LLC	00571518	S007714274.001	RICHARDS VC10S 2/0 VICE CONNEC	Electric Utility-Ops General	70.87
2025-03-07	ONESOURCE SUPPLY SOLUTIONS LLC	00571518	S007714274.001	RICHARDS VC15 350-250 BRONZE V	Electric Utility-Ops General	299.11
2025-03-07	ONESOURCE SUPPLY SOLUTIONS LLC	00572412	S007505548.001	TRANSFORMER, PAD, 75 KVA, 120/	Electric Utility-Ops General	22,916.25
2025-03-07	ONESOURCE SUPPLY SOLUTIONS LLC	00572162	S007652425.005	CAPACITOR, TERMINAL BIRD GUARD	Electric Utility-Ops General	110.22
2025-03-07	ONESOURCE SUPPLY SOLUTIONS LLC	00572168	S007681149.003	RICHARDS 62CSHT0Q-PGE 25KV 110	Electric Utility-Ops General	15,771.29
2025-03-07	ONESOURCE SUPPLY SOLUTIONS LLC	00572169	S007697405.002	BOLT, GUY, EYE (EYELET), 3/4IN	Electric Utility-Ops General	606.74
2025-03-07	ONESOURCE SUPPLY SOLUTIONS LLC	00572170	S007700340.004	BRACKET, SECONDARY, SPREADER,	Electric Utility-Ops General	444.14
2025-03-07	ONESOURCE SUPPLY SOLUTIONS LLC	00572171	S007732839.001	DEAD END, BAIL, AL, #1/0 STR.	Electric Utility-Ops General	1,347.26
2025-03-07	ONESOURCE SUPPLY SOLUTIONS LLC	00572167	S007667885.002	COMPOUND, ELECTRICAL JOINT, FO	Electric Utility-Ops General	450.37
2025-03-07	ONESOURCE SUPPLY SOLUTIONS LLC	00572440	S007732839.002	ARM, WOOD, LSP, 5FT-4IN X 3-3/	Electric Utility-Ops General	4,025.40
2025-03-07	ONESOURCE SUPPLY SOLUTIONS LLC	00571012	S007725835.002	CONNECTOR, SUBMERSIBLE, 3 POSI	Electric Utility-Ops General	6,180.84
2025-03-07	ONESOURCE SUPPLY SOLUTIONS LLC	00571014	S007747206.001	INSULATOR, 12KV, PINTYPE-TIE T	Electric Utility-Ops General	2,062.46

Payment Date	Vendor Name	Voucher No.	Invoice No.	Description	Fund Code	Amount Paid
2025-03-07	ONESOURCE SUPPLY SOLUTIONS LLC	00571010	S007716137.001	EXTENSION, LINK, 3/16IN X 1-1/	Electric Utility-Ops General	3,537.83
2025-03-07	ONESOURCE SUPPLY SOLUTIONS LLC	00571011	S007720738.001	CONNECTOR, UG, 15KV, SLEEVE JU	Electric Utility-Ops General	1,804.93
2025-03-07	ONESOURCE SUPPLY SOLUTIONS LLC	00571009	S007714274.002	RICHARDS AHLC700-TN-IB HLC CON	Electric Utility-Ops General	306.08
2025-03-07	ONESOURCE SUPPLY SOLUTIONS LLC	00571009	S007714274.002	RICHARDS AHLC700-TN-IB AL HLC	Electric Utility-Ops General	312.40
2025-03-07	ONESOURCE SUPPLY SOLUTIONS LLC	00569765	S007627962.002	LETTER PLATE, ALUMINUM, P 3-3/	Electric Utility-Ops General	240.08
2025-03-07	ONESOURCE SUPPLY SOLUTIONS LLC	00569765	S007627962.002	shipping	Electric Utility-Ops General	8.95
2025-03-07	ONESOURCE SUPPLY SOLUTIONS LLC	00571851	S007734324.001	PARTS PO# 30691	Electric Utility-Ops General	752.90
2025-03-07	ONESOURCE SUPPLY SOLUTIONS LLC	00571851	S007734324.001	PARTS PO# 30691	Electric Utility-Ops General	752.89
2025-03-07	ONESOURCE SUPPLY SOLUTIONS LLC	00571941	S007681149.001	PO# 30551 INVOICE WITH S&H	Electric Utility-Ops General	16,521.29
2025-03-07	ONESOURCE SUPPLY SOLUTIONS LLC	00571953	S007640523.002	CREDIT MEMO PO# 30790	Electric Utility-Ops General	-13,178.00
2025-03-07	ONESOURCE SUPPLY SOLUTIONS LLC	00571954	S007744597.001	PO# 30800 INVOICE WITH S&H	Electric Utility-Ops General	4,924.56
2025-03-07	ONESOURCE SUPPLY SOLUTIONS LLC	00571955	S007744597.003	CREDIT MEMO PO# 30800	Electric Utility-Ops General	-4,924.56
2025-03-07	ONESOURCE SUPPLY SOLUTIONS LLC	00571952	S007640523.001	PO# 30790 INVOICE WITH S&H	Electric Utility-Ops General	13,178.00
2025-03-07	ONESOURCE SUPPLY SOLUTIONS LLC	00571951	S007759790.003	CREDIT MEMO PO# 30781	Electric Utility-Ops General	-117.88
2025-03-07	ONESOURCE SUPPLY SOLUTIONS LLC	00571948	S007725835.001	PO# 30687 INVOICE WITH S&H	Electric Utility-Ops General	271.91
2025-03-07	ONESOURCE SUPPLY SOLUTIONS LLC	00571949	S007725835.003	CREDIT MEMO PO# 30687	Electric Utility-Ops General	-271.91
2025-03-07	ONESOURCE SUPPLY SOLUTIONS LLC	00571950	S007759790.001	PO# 30781 INVOICE WITH S&H	Electric Utility-Ops General	117.88
2025-03-07	ONESOURCE SUPPLY SOLUTIONS	00572679	S007667885.005	SPACER, MID-SPAN, INSULATED	Electric Utility-Ops	26,308.18

Payment Date	Vendor Name	Voucher No.	Invoice No.	Description	Fund Code	Amount Paid
	LLC			WI	General	
2025-03-07	ONESOURCE SUPPLY SOLUTIONS LLC	00571935	S007652185.003	CREDIT MEMO PO# 30430	Electric Utility-Ops General	-1,200.21
2025-03-07	ONESOURCE SUPPLY SOLUTIONS LLC	00571939	S007667885.003	PO# 30524 INVOICE WITH S&H	Electric Utility-Ops General	27,058.18
2025-03-07	ONESOURCE SUPPLY SOLUTIONS LLC	00569502	S007677249.002	CREDIT MEMO PO#30509	Electric Utility-Ops General	-84,318.36
2025-03-07	ONESOURCE SUPPLY SOLUTIONS LLC	00569499	S007652425.003	CREDIT MEMO PO# 30375	Electric Utility-Ops General	-70.93
2025-03-07	ONESOURCE SUPPLY SOLUTIONS LLC	00569508	S007681149.002	SHIPPING	Electric Utility-Ops General	-750.00
2025-03-07	ONESOURCE SUPPLY SOLUTIONS LLC	00569499	S007652425.003	SHIPPING	Electric Utility-Ops General	-11.59
2025-03-07	ONESOURCE SUPPLY SOLUTIONS LLC	00569502	S007677249.002	SHIPPING	Electric Utility-Ops General	-650.00
2025-03-07	ONESOURCE SUPPLY SOLUTIONS LLC	00569511	S007707971.002	SHIPPING	Electric Utility-Ops General	-12.43
2025-03-07	ONESOURCE SUPPLY SOLUTIONS LLC	00569504	S007663716.003	SHIPPING	Electric Utility-Ops General	-105.54
2025-03-07	ONESOURCE SUPPLY SOLUTIONS LLC	00569504	S007663716.003	CREDIT MEMO PO# 30510	Electric Utility-Ops General	-6,377.83
2025-03-07	ONESOURCE SUPPLY SOLUTIONS LLC	00569508	S007681149.002	CREDIT MEMO PO# 30551	Electric Utility-Ops General	-15,771.29
2025-03-07	ONESOURCE SUPPLY SOLUTIONS LLC	00569511	S007707971.002	CREDIT MEMO PO# 30590	Electric Utility-Ops General	-674.72
2025-03-07	ONESOURCE SUPPLY SOLUTIONS LLC	00572664	S007390777.003	ELBOW, 1/0 AL 200A, , 14.4 KV.	Electric Utility-Ops General	22,245.13
2025-03-07	ONESOURCE SUPPLY SOLUTIONS LLC	00572704	S007725835.004	CONNECTOR, OH, COMP, FULL-TEN,	Electric Utility-Ops General	262.99
2025-03-07	ONESOURCE SUPPLY SOLUTIONS LLC	00568239	S007627962.004	MARKER P CREDIT MEMO	Electric Utility-Ops General	-249.03
2025-03-07	ONESOURCE SUPPLY SOLUTIONS LLC	00572414	S007652185.002	GREASE, SILICONE, 5 OZ. TUBE E	Electric Utility-Ops General	323.41
2025-03-07	ONESOURCE SUPPLY SOLUTIONS LLC	00571518	S007714274.001	RICHARDS VC3 BRONZE VISE CONNE	Electric Utility-Ops General	26.30

Payment Date	Vendor Name	Voucher No.	Invoice No.	Description	Fund Code	Amount Paid
2025-03-07	ONESOURCE SUPPLY SOLUTIONS LLC	00571518	S007714274.001	RICHARDS VC5 CONNECTOR AKA FAR	Electric Utility-Ops General	28.01
2025-03-07	ONESOURCE SUPPLY SOLUTIONS LLC	00571518	S007714274.001	RICHARDS VC10 CONNECTOR AKA FA	Electric Utility-Ops General	40.76
2025-03-07	ONESOURCE SUPPLY SOLUTIONS LLC	00571518	S007714274.001	RICHARDS AHLC300TN-3/4 CLAMP H	Electric Utility-Ops General	152.12
2025-03-07	ONESOURCE SUPPLY SOLUTIONS LLC	00571518	S007714274.001	RICHARDS BSC-2/0 BRONZE STIRRU	Electric Utility-Ops General	397.98
2025-03-07	ONESOURCE SUPPLY SOLUTIONS LLC	00571518	S007714274.001	RICHARDS ASC-2/0 ALUM STIRRUP	Electric Utility-Ops General	149.49
2025-03-07	ONESOURCE SUPPLY SOLUTIONS LLC	00571518	S007714274.001	RICHARDS ASC-1000 350-1000MCM	Electric Utility-Ops General	414.02
2025-03-07	ONESOURCE SUPPLY SOLUTIONS LLC	00571932	S007642345.001	PO# 30411 INVOICE WITH S&H	Electric Utility-Ops General	169,949.31
2025-03-07	ONESOURCE SUPPLY SOLUTIONS LLC	00571933	S007642345.002	CREDIT MEMO PO# 30411	Electric Utility-Ops General	-169,949.31
2025-03-07	ONESOURCE SUPPLY SOLUTIONS LLC	00571934	S007652185.001	PO# 30430 INVOICE WITH S&H	Electric Utility-Ops General	1,200.21
2025-03-07	ONESOURCE SUPPLY SOLUTIONS LLC	00571930	S007652425.002	PO# 30375 INVOICE WITH S&H	Electric Utility-Ops General	123.54
2025-03-07	ONESOURCE SUPPLY SOLUTIONS LLC	00571931	S007652425.006	CREDIT MEMO PO# 30375	Electric Utility-Ops General	-123.54
2025-03-07	ONESOURCE SUPPLY SOLUTIONS LLC	00571940	S007667885.004	CREDIT MEMO PO# 30524	Electric Utility-Ops General	-27,058.18
2025-03-07	ONESOURCE SUPPLY SOLUTIONS LLC	00571928	S007390777.001	PO# 29378 INVOICE WITH S&H	Electric Utility-Ops General	22,895.13
2025-03-07	ONESOURCE SUPPLY SOLUTIONS LLC	00571929	S007390777.002	CREDIT MEMO PO# 29378	Electric Utility-Ops General	-22,895.13
2025-03-07	ONESOURCE SUPPLY SOLUTIONS LLC	00572668	S007640523.003	TERMINAL, LUG, 2 NEMA HOLE PAD	Electric Utility-Ops General	13,068.81
2025-03-07	ONESOURCE SUPPLY SOLUTIONS LLC	00572673	S007652425.007	MARKER, #7, 2-7/8INX1-3/4IN, 2	Electric Utility-Ops General	114.58
2025-03-07	ONESOURCE SUPPLY SOLUTIONS LLC	00572669	S007642345.003	SPLICE KIT,1100 KCMIL 115kv, 6	Electric Utility-Ops General	168,899.31
2025-03-07	ONESOURCE SUPPLY SOLUTIONS	00572705	S007744597.004	SPRING, GROUNDING CLAMP, #1/O	Electric Utility-Ops	4,474.56

Payment Date	Vendor Name	Voucher No.	Invoice No.	Description	Fund Code	Amount Paid
	LLC				General	
2025-03-07	ONESOURCE SUPPLY SOLUTIONS LLC	00572671	S007652185.004	GREASE, SILICONE, 5 OZ. TUBE E	Electric Utility-Ops General	1,185.37
2025-03-07	ONESOURCE SUPPLY SOLUTIONS LLC	00572697	S007697405.001	CLAMP DEAD END LINE HOT #6-25	Electric Utility-Ops General	2,094.11
2025-03-07	ONESOURCE SUPPLY SOLUTIONS LLC	00572706	S007759790.004	MARKER, #2, 2-7/8INX1-3/4IN, 2	Electric Utility-Ops General	111.31
				Total for Payment No.:		220,676.79

Payment No: 032200

Payment Date	Vendor Name	Voucher No.	Invoice No.	Description	Fund Code	Amount Paid
2025-02-14	FRIANT POWER AUTHORITY	00571351	853	2501 ENERGY PURCH (HYDRO1)	Electric Utility-Ops General	66,985.22
2025-02-14	FRIANT POWER AUTHORITY	00571351	853	2501 ENERGY PURCH (HYDRO2)	Electric Utility-Ops General	143,973.48
				Total for Payment No.:		210,958.70

Payment No: 032178

Payment Date	Vendor Name	Voucher No.	Invoice No.	Description	Fund Code	Amount Paid
2025-02-14	AMERICAN POWER SOLUTIONS	00571691	APS2440066	SVP REBATE	Electric Utility-Ops Restrictd	958.10
2025-02-14	AMERICAN POWER SOLUTIONS	00571691	APS2440066	SVP LOAN	Electric Utility-Ops Restrictd	1,856.51
2025-02-14	AMERICAN POWER SOLUTIONS	00571695	APS2440046	SVP REBATE	Electric Utility-Ops Restrictd	1,051.05
2025-02-14	AMERICAN POWER SOLUTIONS	00571695	APS2440046	SVP LOAN	Electric Utility-Ops Restrictd	2,036.25
2025-02-14	AMERICAN POWER SOLUTIONS	00571680	APS2440053	SVP LOAN	Electric Utility-Ops Restrictd	8,346.01
2025-02-14	AMERICAN POWER SOLUTIONS	00571681	APS2440054	SVP REBATE	Electric Utility-Ops Restrictd	2,848.28
2025-02-14	AMERICAN POWER SOLUTIONS	00571681	APS2440054	SVP LOAN	Electric Utility-Ops Restrictd	10,082.78

Payment Date	Vendor Name	Voucher No.	Invoice No.	Description	Fund Code	Amount Paid
2025-02-14	AMERICAN POWER SOLUTIONS	00571688	APS2440062	SVP REBATE	Electric Utility-Ops Restrictd	1,345.05
2025-02-14	AMERICAN POWER SOLUTIONS	00571678	APS#2440050	SVP LOAN	Electric Utility-Ops Restrictd	9,131.85
2025-02-14	AMERICAN POWER SOLUTIONS	00571678	APS#2440050	SVP REBATE	Electric Utility-Ops Restrictd	4,817.06
2025-02-14	AMERICAN POWER SOLUTIONS	00571680	APS2440053	SVP REBATE	Electric Utility-Ops Restrictd	2,762.78
2025-02-14	AMERICAN POWER SOLUTIONS	00571679	APS2440051	SVP REBATE	Electric Utility-Ops Restrictd	6,765.59
2025-02-14	AMERICAN POWER SOLUTIONS	00571679	APS2440051	SVP LOAN	Electric Utility-Ops Restrictd	12,841.44
2025-02-14	AMERICAN POWER SOLUTIONS	00571677	APS2440049	SVP LOAN	Electric Utility-Ops Restrictd	22,965.24
2025-02-14	AMERICAN POWER SOLUTIONS	00571674	APS2440047	SVP REBATE	Electric Utility-Ops Restrictd	174.38
2025-02-14	AMERICAN POWER SOLUTIONS	00571674	APS2440047	SVP LOAN	Electric Utility-Ops Restrictd	416.49
2025-02-14	AMERICAN POWER SOLUTIONS	00571677	APS2440049	SVP REBATE	Electric Utility-Ops Restrictd	11,696.35
2025-02-14	AMERICAN POWER SOLUTIONS	00571682	APS2440055	SVP REBATE	Electric Utility-Ops Restrictd	924.30
2025-02-14	AMERICAN POWER SOLUTIONS	00571682	APS2440055	SVP LOAN	Electric Utility-Ops Restrictd	1,754.84
2025-02-14	AMERICAN POWER SOLUTIONS	00571683	APS2440056	SVP REBATE	Electric Utility-Ops Restrictd	1,776.68
2025-02-14	AMERICAN POWER SOLUTIONS	00571683	APS2440056	SVP LOAN	Electric Utility-Ops Restrictd	5,091.81
2025-02-14	AMERICAN POWER SOLUTIONS	00571684	APS2440059	SVP REBATE	Electric Utility-Ops Restrictd	2,518.25
2025-02-14	AMERICAN POWER SOLUTIONS	00571684	APS2440059	SVP LOAN	Electric Utility-Ops Restrictd	5,002.12
2025-02-14	AMERICAN POWER SOLUTIONS	00571685	APS2440060	SVP REBATE	Electric Utility-Ops Restrictd	685.09
2025-02-14	AMERICAN POWER SOLUTIONS	00571685	APS2440060	SVP LOAN	Electric Utility-Ops	1,299.21

Payment Date	Vendor Name	Voucher No.	Invoice No.	Description	Fund Code	Amount Paid
					Restrictd	
2025-02-14	AMERICAN POWER SOLUTIONS	00571686	APS2440061	SVP REBATE	Electric Utility-Ops Restrictd	2,545.36
2025-02-14	AMERICAN POWER SOLUTIONS	00571686	APS2440061	SVP LOAN	Electric Utility-Ops Restrictd	15,461.86
2025-02-14	AMERICAN POWER SOLUTIONS	00571688	APS2440062	SVP LOAN	Electric Utility-Ops Restrictd	2,688.53
2025-02-14	AMERICAN POWER SOLUTIONS	00571692	APS2440067	SVP REBATE	Electric Utility-Ops Restrictd	192.60
2025-02-14	AMERICAN POWER SOLUTIONS	00571692	APS2440067	SVP LOAN	Electric Utility-Ops Restrictd	374.49
2025-02-14	AMERICAN POWER SOLUTIONS	00571693	APS2440063	SVP REBATE	Electric Utility-Ops Restrictd	10,504.19
2025-02-14	AMERICAN POWER SOLUTIONS	00571693	APS2440063	SVP LOAN	Electric Utility-Ops Restrictd	18,668.03
2025-02-14	AMERICAN POWER SOLUTIONS	00571690	APS2440064	SVP REBATE	Electric Utility-Ops Restrictd	6,024.86
2025-02-14	AMERICAN POWER SOLUTIONS	00571690	APS2440064	SVP LOAN	Electric Utility-Ops Restrictd	11,232.37
				Total for Payment No.:		186,839.80

Payment No: 032233

Payment Date	Vendor Name	Voucher No.	Invoice No.	Description	Fund Code	Amount Paid
2025-02-14	US DEPT OF ENERGY	00570866	NNPB000270125R	2502 WAPA RESTORATION FUND	Electric Utility-Ops General	163,469.20
				Total for Payment No.:		163,469.20

Payment No: 032447

Payment Date	Vendor Name	Voucher No.	Invoice No.	Description	Fund Code	Amount Paid
2025-03-07	THE OKONITE COMPANY	00572726	2g311	WIRE, 1100 KCMIL TRIPLEXED, CL	Electric Utility-Ops General	141,677.09
				Total for Payment No.:		141,677.09

Payment No: 032333

Payment Date	Vendor Name	Voucher No.	Invoice No.	Description	Fund Code	Amount Paid
2025-02-28	MISSION TRAIL WASTE SYSTEMS	00571737	0000539405	DEBRIS BIN SVC JAN 2025	Electric Utility-Ops General	2,478.70
2025-02-28	MISSION TRAIL WASTE SYSTEMS	00571738	0000540342	CART&FRONT LOAD BIN SVC FEB25	Electric Utility-Ops General	480.58
2025-02-28	MISSION TRAIL WASTE SYSTEMS	00571738	0000540342	CART&FRONT LOAD BIN SVC FEB25	Electric Utility-Ops General	3,872.92
2025-02-28	MISSION TRAIL WASTE SYSTEMS	00571630	0000540348	SVP 881 MARTIN SVC FEB2025	Electric Utility-Ops General	1,244.50
				Total for Payment No.:		8,076.70

Payment No: 724799

Payment Date	Vendor Name	Voucher No.	Invoice No.	Description	Fund Code	Amount Paid
2025-02-14	DOWNTOWN FORD SALES	00571620	10545	TWO (2) DOC FEE	Electric Utility-Ops General	92.76
2025-02-14	DOWNTOWN FORD SALES	00571620	10545	DELIVERY	Electric Utility-Ops General	500.00
2025-02-14	DOWNTOWN FORD SALES	00571620	10545	TWO (2) SPRAY BEDLINER	Electric Utility-Ops General	649.29
2025-02-14	DOWNTOWN FORD SALES	00571620	10545	TWO (2) FORD F150 LIGHTNING PR	Electric Utility-Ops General	53,271.55
2025-02-14	DOWNTOWN FORD SALES	00571620	10545	TWO (2) EXTENDED RANGE BATTERY	Electric Utility-Ops General	10,912.50
2025-02-14	DOWNTOWN FORD SALES	00571620	10545	PROMPT PAYMENT DISCOUNT	Electric Utility-Ops General	-545.63
2025-02-14	DOWNTOWN FORD SALES	00571624	10549	CA TIRE TAX	Electric Utility-Ops General	4.37
				Total for Payment No.:		64,884.84

Payment No: 032180

Payment Date	Vendor Name	Voucher No.	Invoice No.	Description	Fund Code	Amount Paid
2025-02-14	ARCOS LLC	00570699	IN40565	ARCOS SERVICES YR1OCT24-SEP25	Electric Utility-Ops General	127,540.00
				Total for Payment No.:		127,540.00

Payment No: 032433

Payment Date	Vendor Name	Voucher No.	Invoice No.	Description	Fund Code	Amount Paid
2025-03-07	POWER PROS	00572544	2024270	SITE OF ACCEPTANCE TESTING AND	Electric Utility-Construction	11,020.00
2025-03-07	POWER PROS	00572545	2024257	SITE OF ACCEPTANCE TESTING AND	Electric Utility-Construction	27,610.00
2025-03-07	POWER PROS	00572543	2024269	SITE OF ACCEPTANCE TESTING AND	Electric Utility-Construction	11,914.08
2025-03-07	POWER PROS	00572803	2024284	SITE OF ACCEPTANCE TESTING AND	Electric Utility-Construction	41,295.00
2025-03-07	POWER PROS	00572802	2024283	SITE OF ACCEPTANCE TESTING AND	Electric Utility-Construction	20,852.80
				Total for Payment No.:		112,691.88

Payment No: 032264

Payment Date	Vendor Name	Voucher No.	Invoice No.	Description	Fund Code	Amount Paid
2025-02-21	INTEL CORP - SANTA CLARA	00571367	R24-DCR-0043A	DATA CTR REBATE;ACT 81275-01	Electric Utility-Ops Restrictd	111,732.99
				Total for Payment No.:		111,732.99

Payment No: 032455

Payment Date	Vendor Name	Voucher No.	Invoice No.	Description	Fund Code	Amount Paid
2025-03-07	US BANK NATIONAL ASSOCIATION	00572203	EO&M000270325	2502 CVP O&M FUNDING#5 FY2026	Electric Utility-Ops General	107,900.00
				Total for Payment No.:		107,900.00

Payment No: 032451

Payment Date	Vendor Name	Voucher No.	Invoice No.	Description	Fund Code	Amount Paid
2025-03-07	TRI-DAM POWER AUTHORITY	00572086	2025-01S SVP	2501 CAPACITY PURCH RA (HYDRO)	Electric Utility-Ops General	61,490.00
2025-03-07	TRI-DAM POWER AUTHORITY	00572086	2025-01S SVP	2501 ENERGY PURCH (HYDRO)	Electric Utility-Ops General	43,259.34

Payment Date	Vendor Name	Voucher No.	Invoice No.	Description	Fund Code	Amount Paid
				Total for Payment No.:		104,749.34

Payment No: 032247

Payment Date	Vendor Name	Voucher No.	Invoice No.	Description	Fund Code	Amount Paid
2025-02-21	ANIXTER INC.	00571983	6228216-00	COOLING FAN FOR TRANSFORMERS F	Electric Utility-Ops General	1,855.13
2025-02-21	ANIXTER INC.	00571980	6200980-00	SWITCH, OH,LineBOSS 15KV GANG	Electric Utility-Ops General	102,042.79
				Total for Payment No.:		103,897.92

Payment No: 032302

Payment Date	Vendor Name	Voucher No.	Invoice No.	Description	Fund Code	Amount Paid
2025-02-28	CENTRAL 40 LLC	00572204	131576-2025-01	2501 ENERGY PURCH (SOLAR)	Electric Utility-Ops General	102,655.29
				Total for Payment No.:		102,655.29

Payment No: W25187

Payment Date	Vendor Name	Voucher No.	Invoice No.	Description	Fund Code	Amount Paid
2025-02-18	CASTANEA PROJECT, LLC	00571706	40460FEB2025	WT: RETURN OF EXCLUSIVITY DEP	Electric Utility-Ops General	100,000.00
				Total for Payment No.:		100,000.00

Payment No: 032341

Payment Date	Vendor Name	Voucher No.	Invoice No.	Description	Fund Code	Amount Paid
2025-02-28	ONESOURCE DISTRIBUTORS LLC	00572413	S007607925.003	WIRE, BARE, AL, 954 MCM, 37 ST	Electric Utility-Ops General	28,673.40
2025-02-28	ONESOURCE DISTRIBUTORS LLC	00572410	S007405615.001	Capacitor Bank Assembly pole	Electric Utility-Ops General	61,081.63
				Total for Payment No.:		89,755.03

Payment No: 032396

Payment Date	Vendor Name	Voucher No.	Invoice No.	Description	Fund Code	Amount Paid
2025-03-07	DNV ENERGY SERVICES USA INC	00571785	875010017711	YP2501 BUSINS ENRG EFF PROG	Electric Utility-Ops Restrictd	56,118.26
2025-03-07	DNV ENERGY SERVICES USA INC	00571785	875010017711	YP2501 BUSINS ENRG EFF PROG	Electric Utility-Ops Restrictd	17,267.16
2025-03-07	DNV ENERGY SERVICES USA INC	00571785	875010017711	YP2501 BUSINS ENRG EFF PROG	Electric Utility-Ops Restrictd	5,180.15
2025-03-07	DNV ENERGY SERVICES USA INC	00571785	875010017711	YP2501 BUSINS ENRG EFF PROG	Electric Utility-Ops Restrictd	3,453.43
2025-03-07	DNV ENERGY SERVICES USA INC	00571785	875010017711	YP2501 BUSINS ENRG EFF PROG	Electric Utility-Ops Restrictd	4,316.78
				Total for Payment No.:		86,335.78

Payment No: 725038

Payment Date	Vendor Name	Voucher No.	Invoice No.	Description	Fund Code	Amount Paid
2025-02-28	HOWARD INDUSTRIES, INC.	00572337	54020-234159	TRANSFORMER, OH, 25 KVA, 120/2	Electric Utility-Ops General	79,422.85
				Total for Payment No.:		79,422.85

Payment No: W25197

Payment Date	Vendor Name	Voucher No.	Invoice No.	Description	Fund Code	Amount Paid
2025-02-24	CALIF ISO	00572087	2025021831-67986857	WT: ISO ANCILLARY SERVICE	Electric Utility-Ops General	-227.38
2025-02-24	CALIF ISO	00572087	2025021831-67986857	WT: ISO GMC	Electric Utility-Ops General	9,217.88
2025-02-24	CALIF ISO	00572087	2025021831-67986857	WT: ISO ENERGY	Electric Utility-Ops General	-806.57
2025-02-24	CALIF ISO	00572087	2025021831-67986857	WT: ISO FEE	Electric Utility-Ops General	520.89
2025-02-24	CALIF ISO	00572087	2025021831-67986857	WT: ISO CRR	Electric Utility-Ops General	-212,246.66
2025-02-24	CALIF ISO	00572087	2025021831-67986857	WT: ISO ENERGY	Electric Utility-Ops General	282,622.04
2025-02-24	CALIF ISO	00572087	2025021831-67986857	WT: ISO FLEXIBLE RAMP	Electric Utility-Ops General	-15.90

Payment Date	Vendor Name	Voucher No.	Invoice No.	Description	Fund Code	Amount Paid
				Total for Payment No.:		79,064.30

Payment No: 032198

Payment Date	Vendor Name	Voucher No.	Invoice No.	Description	Fund Code	Amount Paid
2025-02-14	[redacted]	00570875	00870	[redacted] LEGAL SERVICES	[redacted]	61,111.53
2025-02-14	[redacted]	00570875	00870	[redacted] LEGAL SVC [redacted]	[redacted]	3,060.00
				Total for Payment No.:		64,171.53

Payment No: 032275

Payment Date	Vendor Name	Voucher No.	Invoice No.	Description	Fund Code	Amount Paid
2025-02-21	MILTON SECURITY GROUP LLC	00571356	202403116z	2501 SHAREPOINT SUPPORT/MGMT	Electric Utility-Ops General	4,800.00
2025-02-21	MILTON SECURITY GROUP LLC	00571356	202403116z	2501 NOC/SOC SERVICES	Electric Utility-Ops General	23,040.00
2025-02-21	MILTON SECURITY GROUP LLC	00571356	202403116z	2501 AMI/MDMS PROJECT SUPPORT	Electric Utility-Ops General	19,200.00
2025-02-21	MILTON SECURITY GROUP LLC	00571356	202403116z	2501 OSISOFT PI SYSTEM SVC	Electric Utility-Ops General	14,400.00
				Total for Payment No.:		61,440.00

Payment No: 032276

Payment Date	Vendor Name	Voucher No.	Invoice No.	Description	Fund Code	Amount Paid
2025-02-21	MSR PUBLIC POWER AGENCY	00571373	020225	2502 PUR PWR SAN JUAN ACT	Electric Utility-Ops General	21,066.85
2025-02-21	MSR PUBLIC POWER AGENCY	00571373	020225	2502 RENEWABLE ADMIN COSTS	Electric Utility-Ops General	37,824.36
				Total for Payment No.:		58,891.21

Payment No: 032278

Payment Date	Vendor Name	Voucher No.	Invoice No.	Description	Fund Code	Amount Paid
2025-02-21	OLCESE WATER DISTRICT	00571350	100459	2410 PURCHASE OF VINTAGE RECS	Electric Utility-Ops General	54,990.00
2025-02-21	OLCESE WATER DISTRICT	00571350	100459	2410 SCHEDULNG COORDINATR ID	Electric Utility-Ops General	750.00
				Total for Payment No.:		55,740.00

Payment No: 032449

Payment Date	Vendor Name	Voucher No.	Invoice No.	Description	Fund Code	Amount Paid
2025-03-07	TRANSCANADA TURBINES INC	00572643	1020060	SHIPPING	Electric Utility-Ops General	600.00
2025-03-07	TRANSCANADA TURBINES INC	00572643	1020060	TCT-0110 TRANSMITTER,PRESSURE,	Electric Utility-Ops General	5,238.00
2025-03-07	TRANSCANADA TURBINES INC	00572643	1020060	TCT-0105 TRANSMITTER,PRESSURE,	Electric Utility-Ops General	5,238.00
2025-03-07	TRANSCANADA TURBINES INC	00572643	1020060	TCT-0106 TRANSMITTER,PRESSURE,	Electric Utility-Ops General	5,238.00
2025-03-07	TRANSCANADA TURBINES INC	00572643	1020060	TCT-0107 TRANSMITTER,PRESSURE,	Electric Utility-Ops General	8,730.00
2025-03-07	TRANSCANADA TURBINES INC	00572643	1020060	TCT-0108 TRANSMITTER,PRESSURE,	Electric Utility-Ops General	8,730.00
2025-03-07	TRANSCANADA TURBINES INC	00572643	1020060	TCT-0109 TRANSMITTER,PRESSURE,	Electric Utility-Ops General	5,238.00
2025-03-07	TRANSCANADA TURBINES INC	00572783	1020302A	BORESCOPE INSPECTIONS	Electric Utility-Ops General	14,803.87
2025-03-07	TRANSCANADA TURBINES INC	00572783	1020302A	MATERIALS	Electric Utility-Ops General	500.00
				Total for Payment No.:		54,315.87

Payment No: 032441

Payment Date	Vendor Name	Voucher No.	Invoice No.	Description	Fund Code	Amount Paid
2025-03-07	STANTEC CONSULTING SERVICES	00572542	2343211	RODONOVAN SURVEYING, SUB-SURFA	Electric Utility-Construction	42,577.74
2025-03-07	STANTEC CONSULTING SERVICES	00572541	2343210	RODONOVAN SURVEYING, SUB-SURFA	Electric Utility-Construction	11,194.19

Payment Date	Vendor Name	Voucher No.	Invoice No.	Description	Fund Code	Amount Paid
				Total for Payment No.:		53,771.93

Payment No: 032246

Payment Date	Vendor Name	Voucher No.	Invoice No.	Description	Fund Code	Amount Paid
2025-02-21	AIR PRODUCTS & CHEMICALS	00571352	430542739	2501 PURCHSE RA CAPACITY	Electric Utility-Ops General	48,000.00
				Total for Payment No.:		48,000.00

Payment No: 032398

Payment Date	Vendor Name	Voucher No.	Invoice No.	Description	Fund Code	Amount Paid
2025-03-07	ELECTRICAL MAINTENANCE	00572784	25-4855-1	GE GENERATOR MAINTENANCE (UNIT	Electric Utility-Ops General	41,452.00
				Total for Payment No.:		41,452.00

Payment No: 725002

Payment Date	Vendor Name	Voucher No.	Invoice No.	Description	Fund Code	Amount Paid
2025-02-28	APPLIED MATERIALS	00571439	R25-SLR-0010	LTG REBATE; ACT 64283-01	Electric Utility-Ops Restrictd	14,483.81
2025-02-28	APPLIED MATERIALS	00571437	R25-SLR-0007	LTG REBATE; ACT 64272-01	Electric Utility-Ops Restrictd	6,280.31
2025-02-28	APPLIED MATERIALS	00571438	R25-SLR-0008	LTG REBATE; ACT 64286-01	Electric Utility-Ops Restrictd	12,318.00
2025-02-28	APPLIED MATERIALS	00571435	R25-SLR-0005	LTG REBATE; ACT 64282-01	Electric Utility-Ops Restrictd	1,415.44
2025-02-28	APPLIED MATERIALS	00571436	R25-SLR-0006	LTG REBATE; ACT 64274-01	Electric Utility-Ops Restrictd	780.75
				Total for Payment No.:		35,278.31

Payment No: 032350

Payment Date	Vendor Name	Voucher No.	Invoice No.	Description	Fund Code	Amount Paid
2025-02-28	STANTEC CONSULTING SERVICES	00572252	2345952	ENGINEERING SERVICES AND TO SE	Electric Utility-Construction	34,324.37

Payment Date	Vendor Name	Voucher No.	Invoice No.	Description	Fund Code	Amount Paid
				Total for Payment No.:		34,324.37

Payment No: 032356

Payment Date	Vendor Name	Voucher No.	Invoice No.	Description	Fund Code	Amount Paid
2025-02-28	THE OKONITE COMPANY	00572155	2GN20	WIRE, 15KV, UG, 3/C, AL, EPR 1	Electric Utility-Ops General	33,441.19
				Total for Payment No.:		33,441.19

Payment No: 032219

Payment Date	Vendor Name	Voucher No.	Invoice No.	Description	Fund Code	Amount Paid
2025-02-14	MISSION TRAIL WASTE SYSTEMS	00570776	0000537384	CART & FRONT LOAD BIN JAN2025	Electric Utility-Ops General	2,910.03
2025-02-14	MISSION TRAIL WASTE SYSTEMS	00570781	0000537395	DEBRIS BIN SERVICE DEC/2024	Electric Utility-Ops General	1,072.83
2025-02-14	MISSION TRAIL WASTE SYSTEMS	00570776	0000537384	CART & FRONT LOAD BIN JAN2025	Electric Utility-Ops General	480.58
				Total for Payment No.:		4,463.44

Payment No: 724826

Payment Date	Vendor Name	Voucher No.	Invoice No.	Description	Fund Code	Amount Paid
2025-02-14	PERFORMANCE MECHANICAL, INC	00571484	155339	LABOR - WASTE OIL DRAIN TANK S	Electric Utility-Ops General	2,372.52
2025-02-14	PERFORMANCE MECHANICAL, INC	00571484	155339	MATERIALS	Electric Utility-Ops General	652.02
2025-02-14	PERFORMANCE MECHANICAL, INC	00571484	155339	EQUIPMENT	Electric Utility-Ops General	548.54
2025-02-14	PERFORMANCE MECHANICAL, INC	00571484	155339	SUBCONTRACTOR/OUTSIDE SERVICES	Electric Utility-Ops General	27,303.84
				Total for Payment No.:		30,876.92

Payment No: 032290

Payment Date	Vendor Name	Voucher No.	Invoice No.	Description	Fund Code	Amount Paid
2025-02-28	AECOM TECHNICAL SERVICES, INC	00572253	2000977035	NRS-KRS 115KV LINE SUPPORT AND	Electric Utility-Construction	13,554.59
2025-02-28	AECOM TECHNICAL SERVICES, INC	00572254	2000975663	NRS-KRS 115KV LINE SUPPORT AND	Electric Utility-Construction	17,185.23
				Total for Payment No.:		30,739.82

Payment No: 032310

Payment Date	Vendor Name	Voucher No.	Invoice No.	Description	Fund Code	Amount Paid
2025-02-28	DLT SOLUTIONS LLC	00572356	SI684137	AUTOMATED UTILITY DESIGN TERM	Electric Utility-Ops General	25,000.00
2025-02-28	DLT SOLUTIONS LLC	00572356	SI684137	UTILITY DATAHUB (UDH) DESIGN -	Electric Utility-Ops General	5,000.00
				Total for Payment No.:		30,000.00

Payment No: 724781

Payment Date	Vendor Name	Voucher No.	Invoice No.	Description	Fund Code	Amount Paid
2025-02-14	ALLY ENERGY SOLUTIONS	00570864	3665862	MULTIFAM EV CHRG; ACT 61857-01	Electric Utility-Ops Restrictd	30,000.00
				Total for Payment No.:		30,000.00

Payment No: 724921

Payment Date	Vendor Name	Voucher No.	Invoice No.	Description	Fund Code	Amount Paid
2025-02-21	GUIDEHOUSE INC	00571359	0100093304	2410 NERC O&P & CIP SERVICES	Electric Utility-Ops General	15,439.72
2025-02-21	GUIDEHOUSE INC	00571360	0100094043	2411 NERC O&P & CIP SERVICES	Electric Utility-Ops General	13,451.80
				Total for Payment No.:		28,891.52

Payment No: 724893

Payment Date	Vendor Name	Voucher No.	Invoice No.	Description	Fund Code	Amount Paid
2025-02-21	APPLIED MATERIALS	00571363	R25-SLR-0001	LTG REBATE; ACT 64268-01	Electric Utility-Ops Restrictd	7,718.63

Payment Date	Vendor Name	Voucher No.	Invoice No.	Description	Fund Code	Amount Paid
2025-02-21	APPLIED MATERIALS	00571364	R25-SLR-0003	LTG REBATE; ACT 64266-01	Electric Utility-Ops Restrictd	2,159.25
2025-02-21	APPLIED MATERIALS	00571365	R25-SLR-0009	LTG REBATE; ACT 64290-01	Electric Utility-Ops Restrictd	18,500.36
				Total for Payment No.:		28,378.24

Payment No: 724916

Payment Date	Vendor Name	Voucher No.	Invoice No.	Description	Fund Code	Amount Paid
2025-02-21	FIRST SHIELD SECURITY AND	00571803	5887	Security at SCGTC	Electric Utility-Ops General	20,376.00
				Total for Payment No.:		20,376.00

Payment No: 032285

Payment Date	Vendor Name	Voucher No.	Invoice No.	Description	Fund Code	Amount Paid
2025-02-21	UNIQUE SCAFFOLD	00571812	8277	LABOR, TRAVEL, EQUIPMENT, AND	Electric Utility-Ops General	10,844.25
2025-02-21	UNIQUE SCAFFOLD	00571810	8373	UNIT 1&2 AC/DC LUBE OIL PUMP R	Electric Utility-Ops General	1,750.00
2025-02-21	UNIQUE SCAFFOLD	00571863	RI-8539	LABOR, TRAVEL, EQUIPMENT, AND	Electric Utility-Ops General	2,633.62
2025-02-21	UNIQUE SCAFFOLD	00571864	8571	SCAFFOLD SERVICES FOR GIANERA	Electric Utility-Ops General	7,820.00
2025-02-21	UNIQUE SCAFFOLD	00571865	RI-8782	SCAFFOLD SERVICES FOR GIANERA	Electric Utility-Ops General	227.15
2025-02-21	UNIQUE SCAFFOLD	00571866	8528	LABOR, TRAVEL, EQUIPMENT, AND	Electric Utility-Ops General	1,420.00
				Total for Payment No.:		24,695.02

Payment No: 032406

Payment Date	Vendor Name	Voucher No.	Invoice No.	Description	Fund Code	Amount Paid
2025-03-07	INTERNATIONAL COOLING	00572786	73502	CHANGE ORDER: FAN BLADE RE-PIT	Electric Utility-Construction	24,633.51

Payment Date	Vendor Name	Voucher No.	Invoice No.	Description	Fund Code	Amount Paid
				Total for Payment No.:		24,633.51

Payment No: 725126

Payment Date	Vendor Name	Voucher No.	Invoice No.	Description	Fund Code	Amount Paid
2025-03-07	BMI IMAGING SYSTEMS	00572807	100438	CHANGE ORDER 1: ADDITIONAL SCA	Electric Utility-Ops General	4,403.21
2025-03-07	BMI IMAGING SYSTEMS	00572807	100438	DOCUMENT PICK UP DELIVERY VIA	Electric Utility-Ops General	75.00
2025-03-07	BMI IMAGING SYSTEMS	00572807	100438	DOCUMENT PREPARATION AND SCANN	Electric Utility-Ops General	18,205.00
2025-03-07	BMI IMAGING SYSTEMS	00572807	100438	DOCUMENT INDEXING (VIA MANUAL	Electric Utility-Ops General	156.10
				Total for Payment No.:		22,839.31

Payment No: 724796

Payment Date	Vendor Name	Voucher No.	Invoice No.	Description	Fund Code	Amount Paid
2025-02-14	DMC POWER INC	00571617	273297 RI	PART NUMBER: PLK2210D80E12 - B	Electric Utility-Construction	2,572.99
2025-02-14	DMC POWER INC	00571617	273297 RI	ESTIMATED FREIGHT	Electric Utility-Construction	93.32
2025-02-14	DMC POWER INC	00571618	273439 RI	PART NUMBER: PLK1350D80 - AI.	Electric Utility-Construction	4,078.57
2025-02-14	DMC POWER INC	00571650	273594 RI	PART NUMBER: CPLK9642D25000S -	Electric Utility-Construction	4,204.22
2025-02-14	DMC POWER INC	00571621	273377 RI	PART NUMBER: PLK1850D80B - CEN	Electric Utility-Construction	2,875.23
2025-02-14	DMC POWER INC	00571645	273509 RI	PART NUMBER: PLK1120D80E1 - BU	Electric Utility-Construction	3,766.12
2025-02-14	DMC POWER INC	00571658	273816 RI	PART NUMBER: PLK2230D80E23 - B	Electric Utility-Construction	1,307.47
2025-02-14	DMC POWER INC	00571645	273509 RI	PART NUMBER: CPLK9442D25000S -	Electric Utility-Construction	3,342.19
				Total for Payment No.:		22,240.11

Payment No: 725061

Payment Date	Vendor Name	Voucher No.	Invoice No.	Description	Fund Code	Amount Paid
2025-02-28	REXEL USA, INC.	00572174	S141076504.002	PCNKCEBTD48A NEGOTIATION# S31B	Electric Utility-Ops General	6,807.69
2025-02-28	REXEL USA, INC.	00572174	S141076504.002	EZT2060A NEGOTIATION# S31B1113	Electric Utility-Ops General	0.11
2025-02-28	REXEL USA, INC.	00572173	S141076504.001	EZB2060R NEGOTIATION# S31B1113	Electric Utility-Ops General	247.80
2025-02-28	REXEL USA, INC.	00572259	S141581245.001	HOF G521246G100 12000 BTU 460V	Electric Utility-Ops General	14,808.22
				Total for Payment No.:		21,863.82

Payment No: 032369

Payment Date	Vendor Name	Voucher No.	Invoice No.	Description	Fund Code	Amount Paid
2025-03-07	ADVANCED CHEMICAL TRANSPORT	00572534	597893A	2408 HAZ WASTE REMOVAL 8/27	Electric Utility-Ops General	15,066.80
2025-03-07	ADVANCED CHEMICAL TRANSPORT	00572535	587899	2408 HAZ WASTE REMOVAL 8/27 T	Electric Utility-Ops General	125.50
2025-03-07	ADVANCED CHEMICAL TRANSPORT	00572535	587899	2408 HAZ WASTE REMOVAL 8/27	Electric Utility-Ops General	1,892.04
2025-03-07	ADVANCED CHEMICAL TRANSPORT	00572534	597893A	2408 HAZ WASTE REMOVAL 8/27 T	Electric Utility-Ops General	4,384.65
				Total for Payment No.:		21,468.99

Payment No: 724797

Payment Date	Vendor Name	Voucher No.	Invoice No.	Description	Fund Code	Amount Paid
2025-02-14	DNV ENERGY INSIGHTS USA INC	00571595	870010283880	(REQUIRES SSA-SDL) CASCADE FIE	Electric Utility-Ops General	8,201.27
2025-02-14	DNV ENERGY INSIGHTS USA INC	00571595	870010283880	(v3 ONLY) CASCADE CONCURRENT U	Electric Utility-Ops General	3,061.84
2025-02-14	DNV ENERGY INSIGHTS USA INC	00571595	870010283880	CASCADE BASESTATION - ORACLE	Electric Utility-Ops General	9,841.57
				Total for Payment No.:		21,104.68

Payment No: 032373

Payment Date	Vendor Name	Voucher No.	Invoice No.	Description	Fund Code	Amount Paid
2025-03-07	AMERESCO	00572083	80122	2501 ENERGY(LAFAYETT LF GAS)	Electric Utility-Ops General	20,892.20
				Total for Payment No.:		20,892.20

Payment No: 032351

Payment Date	Vendor Name	Voucher No.	Invoice No.	Description	Fund Code	Amount Paid
2025-02-28	STATEWIDE TRAFFIC SAFETY AND SIGNS	00572366	3428170820	OPERATING TRAFFIC CONTROL SERV	Electric Utility-Ops General	4,485.00
2025-02-28	STATEWIDE TRAFFIC SAFETY AND SIGNS	00572367	3428169436	TRAFFIC CONTROL SERVICES	Electric Utility-Ops General	4,550.00
2025-02-28	STATEWIDE TRAFFIC SAFETY AND SIGNS	00572368	3428170379	OPERATING TRAFFIC CONTROL SERV	Electric Utility-Ops General	4,800.00
2025-02-28	STATEWIDE TRAFFIC SAFETY AND SIGNS	00572374	3428171494	OPERATING TRAFFIC CONTROL SERV	Electric Utility-Ops General	2,600.00
2025-02-28	STATEWIDE TRAFFIC SAFETY AND SIGNS	00572373	3428170821	OPERATING TRAFFIC CONTROL SERV	Electric Utility-Ops General	2,210.00
2025-02-28	STATEWIDE TRAFFIC SAFETY AND SIGNS	00572376	3428171501	OPERATING TRAFFIC CONTROL SERV	Electric Utility-Ops General	2,080.00
				Total for Payment No.:		20,725.00

Payment No: 724912

Payment Date	Vendor Name	Voucher No.	Invoice No.	Description	Fund Code	Amount Paid
2025-02-21	EMERSON LLLP	00571806	30891268	PN# 5301HA1S2V5AE01000RAE5 - G	Electric Utility-Ops General	19,640.49
2025-02-21	EMERSON LLLP	00571806	30891268	RMT-OSV-FREIGHT: FREIGHT AND H	Electric Utility-Ops General	491.01
				Total for Payment No.:		20,131.50

Payment No: 032202

Payment Date	Vendor Name	Voucher No.	Invoice No.	Description	Fund Code	Amount Paid
2025-02-14	GEXPRO	00571583	S140235850.005	TRANSFORMER, PAD, 112KVA, 120/	Electric Utility-Ops General	19,064.14

Payment Date	Vendor Name	Voucher No.	Invoice No.	Description	Fund Code	Amount Paid
				Total for Payment No.:		19,064.14

Payment No: 725059

Payment Date	Vendor Name	Voucher No.	Invoice No.	Description	Fund Code	Amount Paid
2025-02-28	REED & GRAHAM INC	00572397	097637	COLD MIX & BASE ROCK	Electric Utility-Construction	816.57
2025-02-28	REED & GRAHAM INC	00572402	099455	COLD MIX & BASE ROCK	Electric Utility-Construction	29.94
2025-02-28	REED & GRAHAM INC	00572404	100188	COLD MIX & BASE ROCK	Electric Utility-Construction	16.56
2025-02-28	REED & GRAHAM INC	00572405	100114	COLD MIX & BASE ROCK	Electric Utility-Construction	28.05
2025-02-28	REED & GRAHAM INC	00572406	099875	COLD MIX & BASE ROCK	Electric Utility-Construction	868.61
2025-02-28	REED & GRAHAM INC	00572400	099790	COLD MIX & BASE ROCK	Electric Utility-Construction	63.89
2025-02-28	REED & GRAHAM INC	00572391	091193	COLD MIX & BASE ROCK	Electric Utility-Construction	123.85
2025-02-28	REED & GRAHAM INC	00572395	097538	COLD MIX & BASE ROCK	Electric Utility-Construction	441.70
2025-02-28	REED & GRAHAM INC	00572393	098746	COLD MIX & BASE ROCK	Electric Utility-Construction	407.62
2025-02-28	REED & GRAHAM INC	00572389	097429	COLD MIX & BASE ROCK	Electric Utility-Construction	352.37
2025-02-28	REED & GRAHAM INC	00572398	099254	COLD MIX & BASE ROCK	Electric Utility-Construction	593.57
2025-02-28	REED & GRAHAM INC	00572394	098745	COLD MIX & BASE ROCK	Electric Utility-Construction	14.85
2025-02-28	REED & GRAHAM INC	00572386	097076	COLD MIX & BASE ROCK	Electric Utility-Construction	785.74
2025-02-28	REED & GRAHAM INC	00572388	089518	COLD MIX & BASE ROCK	Electric Utility-Construction	146.99
2025-02-28	REED & GRAHAM INC	00572390	079491	COLD MIX & BASE ROCK	Electric Utility-Construction	48.47

Payment Date	Vendor Name	Voucher No.	Invoice No.	Description	Fund Code	Amount Paid
				Total for Payment No.:		4,738.78

Payment No: 725147

Payment Date	Vendor Name	Voucher No.	Invoice No.	Description	Fund Code	Amount Paid
2025-03-07	FARWEST INUSLATION CONTRACTING	00572647	87024	LABOR & TRAVEL EXPENSES	Electric Utility-Ops General	13,872.24
2025-03-07	FARWEST INUSLATION CONTRACTING	00572647	87024	MATERIALS	Electric Utility-Ops General	4,302.38
				Total for Payment No.:		18,174.62

Payment No: 724891

Payment Date	Vendor Name	Voucher No.	Invoice No.	Description	Fund Code	Amount Paid
2025-02-21	AERODERIVATIVE GAS TURBINE	00571808	I81676	PN: L49438P08 - THRUST BALANCE	Electric Utility-Ops General	140.00
2025-02-21	AERODERIVATIVE GAS TURBINE	00571808	I81676	PN: L44716P02 CABLE, ELECTRIC,	Electric Utility-Ops General	7,000.00
2025-02-21	AERODERIVATIVE GAS TURBINE	00571808	I81676	PN: L31967P29 ACCELEROMETER, T	Electric Utility-Ops General	10,700.00
				Total for Payment No.:		17,840.00

Payment No: 724913

Payment Date	Vendor Name	Voucher No.	Invoice No.	Description	Fund Code	Amount Paid
2025-02-21	EQUINIX INC	00571240	100210634353	YP2502 SANTA CLARA IBX-SV2 FBR	Electric Utility-Ops General	17,629.06
				Total for Payment No.:		17,629.06

Payment No: 724794

Payment Date	Vendor Name	Voucher No.	Invoice No.	Description	Fund Code	Amount Paid
2025-02-14	DASHER TECHNOLOGIES INC	00571596	INV-0226075	HPE 3PAR RENEWAL - SUPPORT FRO	Electric Utility-Ops General	17,136.00
				Total for Payment No.:		17,136.00

Payment No: 724850

Payment Date	Vendor Name	Voucher No.	Invoice No.	Description	Fund Code	Amount Paid
2025-02-14	UNDERGROUND SERVICE ALERT OF	00570837	25USB167536	CA ST FEE RGLTORY CST FY 24/25	Electric Utility-Ops General	3,585.10
2025-02-14	UNDERGROUND SERVICE ALERT OF	00570836	2025167536	2025 MEMBRSHP/2024 BLBLE TKTS	Electric Utility-Ops General	13,543.45
				Total for Payment No.:		17,128.55

Payment No: 032359

Payment Date	Vendor Name	Voucher No.	Invoice No.	Description	Fund Code	Amount Paid
2025-02-28	TRC	00572401	46210	JULIETTE SUBSTATION PHASE I FE	Electric Utility-Construction	9,108.18
2025-02-28	TRC	00572403	46354	JULIETTE SUBSTATION PHASE I FE	Electric Utility-Construction	7,995.82
				Total for Payment No.:		17,104.00

Payment No: 032345

Payment Date	Vendor Name	Voucher No.	Invoice No.	Description	Fund Code	Amount Paid
2025-02-28	RICOH CORP	00571740	9032860411	SVP HARD DRIVE REMOVALS	Electric Utility-Ops General	4,550.00
				Total for Payment No.:		4,550.00

Payment No: 032321

Payment Date	Vendor Name	Voucher No.	Invoice No.	Description	Fund Code	Amount Paid
2025-02-28	GTT COMMUNICATIONS INC	00571524	INV10166594	2502 INTERNET SVCS 881/1705	Electric Utility-Ops General	15,526.26
				Total for Payment No.:		15,526.26

Payment No: 725175

Payment Date	Vendor Name	Voucher No.	Invoice No.	Description	Fund Code	Amount Paid
2025-03-07	NEW IMAGE LANDSCAPE COMPANY	00571872	149680	SVP LANDSCAPE MNTCE JAN 2025	Electric Utility-Ops General	15,193.33
				Total for Payment No.:		15,193.33

Payment No: 724885

Payment Date	Vendor Name	Voucher No.	Invoice No.	Description	Fund Code	Amount Paid
2025-02-21	CA DEPT OF TAX & FEE ADMIN	00571374	20170JAN2025	2025 HAZ WASTE GEN&HANDLNG FEE	Electric Utility-Ops General	14,407.32
				Total for Payment No.:		14,407.32

Payment No: 725138

Payment Date	Vendor Name	Voucher No.	Invoice No.	Description	Fund Code	Amount Paid
2025-03-07	D&M TRAFFIC SERVICES	00572038	94880	3" PLASTIC STENCIL NUMBER KIT	Electric Utility-Ops General	51.56
2025-03-07	D&M TRAFFIC SERVICES	00572036	94786	24X24 PAPER SIGN STOP RED/WHTE	Electric Utility-Ops General	165.00
2025-03-07	D&M TRAFFIC SERVICES	00572038	94880	3" PLASTIC STENCIL LETTER A-Z	Electric Utility-Ops General	166.14
				Total for Payment No.:		382.70

Payment No: 725004

Payment Date	Vendor Name	Voucher No.	Invoice No.	Description	Fund Code	Amount Paid
2025-02-28	ATLAS COPCO RENTAL	00569375	1421202-0018	ADDITIONAL RENTAL SERVICES (JA	Electric Utility-Ops General	13,398.37
2025-02-28	ATLAS COPCO RENTAL	00569375	1421202-0018	COMPRESSOR RENTAL: ZT90 VSD OF	Electric Utility-Ops General	602.37
				Total for Payment No.:		14,000.74

Payment No: 725191

Payment Date	Vendor Name	Voucher No.	Invoice No.	Description	Fund Code	Amount Paid
2025-03-07	QUESTLINE, INC	00571795	QLDMN0000427	MNLY RES NEWSLTR KEY ACCTS	Electric Utility-Ops General	6,853.56
2025-03-07	QUESTLINE, INC	00571795	QLDMN0000427	MNLY RES NEWSLTR KEY ACCTS	Electric Utility-Ops Restrictd	3,426.77
2025-03-07	QUESTLINE, INC	00571795	QLDMN0000427	MNLY RES NEWSLTR KEY ACCTS	Electric Utility-Ops Restrictd	3,426.78
				Total for Payment No.:		13,707.11

Payment No: 725222

Payment Date	Vendor Name	Voucher No.	Invoice No.	Description	Fund Code	Amount Paid
2025-03-07	WEST VALLEY CONSTRUCTION	00572641	204701	LABOR, EQUIPMENT, AND REIMBURS	Electric Utility-Ops General	12,608.59
				Total for Payment No.:		12,608.59

Payment No: 724943

Payment Date	Vendor Name	Voucher No.	Invoice No.	Description	Fund Code	Amount Paid
2025-02-21	S&P GLOBAL	00571388	11489255	FY2526 PUBLIC PWR SURVEILLANCE	Electric Utility-Ops General	12,600.00
				Total for Payment No.:		12,600.00

Payment No: 724805

Payment Date	Vendor Name	Voucher No.	Invoice No.	Description	Fund Code	Amount Paid
2025-02-14	GRAYBAR ELECTRIC	00570653	9340348641	YP2501 M021OR-M1 -T20N BLUE DI	Electric Utility-Construction	12,527.55
				Total for Payment No.:		12,527.55

Payment No: 724821

Payment Date	Vendor Name	Voucher No.	Invoice No.	Description	Fund Code	Amount Paid
2025-02-14	MESA ENERGY SYSTEMS, INC.	00571465	940024171	LABOR (UNITARY SERVICES)	Electric Utility-Ops General	1,272.00
2025-02-14	MESA ENERGY SYSTEMS, INC.	00571465	940024171	TRUCK CHARGE	Electric Utility-Ops General	130.00
2025-02-14	MESA ENERGY SYSTEMS, INC.	00571466	940024172	MATERIALS	Electric Utility-Ops General	419.04
2025-02-14	MESA ENERGY SYSTEMS, INC.	00571467	940024173	LABOR (UNITARY SERVICES)	Electric Utility-Ops General	2,120.00
2025-02-14	MESA ENERGY SYSTEMS, INC.	00571467	940024173	TRUCK CHARGE	Electric Utility-Ops General	260.00
2025-02-14	MESA ENERGY SYSTEMS, INC.	00571467	940024173	PROJECT MANAGEMENT	Electric Utility-Ops General	175.00
2025-02-14	MESA ENERGY SYSTEMS, INC.	00571467	940024173	MATERIALS	Electric Utility-Ops General	1,938.06

Payment Date	Vendor Name	Voucher No.	Invoice No.	Description	Fund Code	Amount Paid
2025-02-14	MESA ENERGY SYSTEMS, INC.	00571465	940024171	PROJECT MANAGEMENT	Electric Utility-Ops General	175.00
2025-02-14	MESA ENERGY SYSTEMS, INC.	00571465	940024171	MATERIALS	Electric Utility-Ops General	1,990.44
2025-02-14	MESA ENERGY SYSTEMS, INC.	00571466	940024172	LABOR (UNITARY SERVICES)	Electric Utility-Ops General	848.00
2025-02-14	MESA ENERGY SYSTEMS, INC.	00571466	940024172	TRUCK CHARGE	Electric Utility-Ops General	130.00
2025-02-14	MESA ENERGY SYSTEMS, INC.	00571466	940024172	PROJECT MANAGEMENT	Electric Utility-Ops General	175.00
2025-02-14	MESA ENERGY SYSTEMS, INC.	00571468	940024235	LABOR (UNITARY SERVICES)	Electric Utility-Ops General	1,696.00
2025-02-14	MESA ENERGY SYSTEMS, INC.	00571468	940024235	TRUCK CHARGE	Electric Utility-Ops General	130.00
2025-02-14	MESA ENERGY SYSTEMS, INC.	00571468	940024235	PROJECT MANAGEMENT	Electric Utility-Ops General	175.00
2025-02-14	MESA ENERGY SYSTEMS, INC.	00571468	940024235	MATERIALS	Electric Utility-Ops General	628.56
				Total for Payment No.:		12,262.10

Payment No: 724999

Payment Date	Vendor Name	Voucher No.	Invoice No.	Description	Fund Code	Amount Paid
2025-02-28	ALTEC INDUSTRIES INC	00571673	12791022	YP2501 970830858 MILWAUKEE 369	Electric Utility-Ops General	898.08
2025-02-28	ALTEC INDUSTRIES INC	00571673	12791022	YP2501 970764711 ;BATTERIES;MI	Electric Utility-Ops General	1,839.24
2025-02-28	ALTEC INDUSTRIES INC	00572363	12780580	ITEM # 970832233 M18 FUEL; 1/4	Electric Utility-Ops General	307.06
2025-02-28	ALTEC INDUSTRIES INC	00572362	12800902	ITEM # 970802689 HOOK; MILWAUK	Electric Utility-Ops General	42.52
2025-02-28	ALTEC INDUSTRIES INC	00572362	12800902	ITEM # 970802688 HOOK; MILWAUK	Electric Utility-Ops General	51.24
2025-02-28	ALTEC INDUSTRIES INC	00572363	12780580	ITEM # 970762522 BARE TOOL, M1	Electric Utility-Ops General	1,200.32

Payment Date	Vendor Name	Voucher No.	Invoice No.	Description	Fund Code	Amount Paid
2025-02-28	ALTEC INDUSTRIES INC	00572363	12780580	ITEM # 970833747 MILWAUKEE M18	Electric Utility-Ops General	204.46
2025-02-28	ALTEC INDUSTRIES INC	00572360	12786417	ITEM # 970803902 M18 1/2" COMP	Electric Utility-Ops General	450.71
2025-02-28	ALTEC INDUSTRIES INC	00572361	12803364	ITEM # 970011910 POLE PULLER;	Electric Utility-Ops General	1,219.76
2025-02-28	ALTEC INDUSTRIES INC	00572363	12780580	ITEM # 970696480 FLASHLIGHT; L	Electric Utility-Ops General	101.61
2025-02-28	ALTEC INDUSTRIES INC	00572363	12780580	ITEM # 970802478 MILWAUKEE 297	Electric Utility-Ops General	2,351.83
2025-02-28	ALTEC INDUSTRIES INC	00572363	12780580	ITEM # 970741061 MILWAUKEE 271	Electric Utility-Ops General	339.29
2025-02-28	ALTEC INDUSTRIES INC	00572363	12780580	ITEM # 970666785 MILWAUKEE CU/	Electric Utility-Ops General	332.51
2025-02-28	ALTEC INDUSTRIES INC	00572364	12779046	ITEM # 970766961 MILWAUKEE TOO	Electric Utility-Ops General	124.90
2025-02-28	ALTEC INDUSTRIES INC	00572363	12780580	ITEM # 970740939 MILWAUKEE 49-	Electric Utility-Ops General	566.42
2025-02-28	ALTEC INDUSTRIES INC	00572363	12780580	ITEM # 970802696 MILWAUKEE; 48	Electric Utility-Ops General	379.33
2025-02-28	ALTEC INDUSTRIES INC	00572363	12780580	ITEM # 970802356 MILWAUKEE ELE	Electric Utility-Ops General	199.44
2025-02-28	ALTEC INDUSTRIES INC	00572363	12780580	ITEM # 970701143 M18 LED UTILI	Electric Utility-Ops General	801.51
2025-02-28	ALTEC INDUSTRIES INC	00572364	12779046	SHIPPING	Electric Utility-Ops General	350.00
2025-02-28	ALTEC INDUSTRIES INC	00572363	12780580	ITEM # 970802695 MILWAUKEE; 48	Electric Utility-Ops General	257.82
				Total for Payment No.:		12,018.05

Payment No: 032450

Payment Date	Vendor Name	Voucher No.	Invoice No.	Description	Fund Code	Amount Paid
2025-03-07	TRC	00572787	46204	DESIGN SERVICES FOR BESS ENCLO	Electric Utility-Construction	8,589.66

Payment Date	Vendor Name	Voucher No.	Invoice No.	Description	Fund Code	Amount Paid
2025-03-07	TRC	00572819	46437	ENGINEERING AND DESIGN SUPPORT	Electric Utility-Construction	2,383.12
				Total for Payment No.:		10,972.78

Payment No: 032282

Payment Date	Vendor Name	Voucher No.	Invoice No.	Description	Fund Code	Amount Paid
2025-02-21	THERMO ENVIRONMENTAL	00571926	559249	PN: 117165-00 ASSY PMT COOLER,	Electric Utility-Ops General	1,120.71
2025-02-21	THERMO ENVIRONMENTAL	00571926	559249	PN: 116584-00 ASSY,PUMP,VACUUM	Electric Utility-Ops General	3,985.25
2025-02-21	THERMO ENVIRONMENTAL	00571926	559249	PN: 120858-00 KIT, RETROFIT, 4	Electric Utility-Ops General	5,478.09
2025-02-21	THERMO ENVIRONMENTAL	00571926	559249	PN: B0164KB TYGON TUBING	Electric Utility-Ops General	240.08
2025-02-21	THERMO ENVIRONMENTAL	00571926	559249	FREIGHT CHARGE	Electric Utility-Ops General	122.17
				Total for Payment No.:		10,946.30

Payment No: 032294

Payment Date	Vendor Name	Voucher No.	Invoice No.	Description	Fund Code	Amount Paid
2025-02-28	ALTERNATIVE ENERGY SYSTEMS	00572082	22111-09	2412 EE BLDG ELECTFICATIN PRO	Electric Utility-Ops Restrictd	10,921.25
				Total for Payment No.:		10,921.25

Payment No: 724964

Payment Date	Vendor Name	Voucher No.	Invoice No.	Description	Fund Code	Amount Paid
2025-02-21	VERIZON WIRELESS	00571353	6104391393	2501 CELL PHONE SERVICE	Electric Utility-Ops General	10,456.64
				Total for Payment No.:		10,456.64

Payment No: 724839

Payment Date	Vendor Name	Voucher No.	Invoice No.	Description	Fund Code	Amount Paid
2025-02-14	SANTA CLARA UNIVERSITY	00570865	R25-SLR-0076	LTG REBATE; ACT 64111-01	Electric Utility-Ops Restrictd	10,314.00
				Total for Payment No.:		10,314.00

Payment No: 725003

Payment Date	Vendor Name	Voucher No.	Invoice No.	Description	Fund Code	Amount Paid
2025-02-28	AT&T CALNET	00571482	000022934193	2501 BAN: 9391015175	Electric Utility-Ops General	8,299.54
2025-02-28	AT&T CALNET	00571483	000022976354	2501 BAN: 9391062315	Electric Utility-Ops General	1,082.40
2025-02-28	AT&T CALNET	00571485	000022934313	2501 BAN 9391023721	Electric Utility-Ops General	823.74
				Total for Payment No.:		10,205.68

Payment No: 725155

Payment Date	Vendor Name	Voucher No.	Invoice No.	Description	Fund Code	Amount Paid
2025-03-07	HD SUPPLY	00571826	849277256	JANITORIAL SUPPLIES	Electric Utility-Ops General	236.17
2025-03-07	HD SUPPLY	00572296	851584003	JANITORIAL SUPPLIES	Electric Utility-Ops General	284.74
2025-03-07	HD SUPPLY	00572298	851584029	JANITORIAL SUPPLIES	Electric Utility-Ops General	260.60
				Total for Payment No.:		781.51

Payment No: 032438

Payment Date	Vendor Name	Voucher No.	Invoice No.	Description	Fund Code	Amount Paid
2025-03-07	SILICON VALLEY INT'L AUTO SHOW	00572085	2025-1115	FY2425 AUTO SHOW SPONSOR	Electric Utility-Ops Restrictd	10,000.00
				Total for Payment No.:		10,000.00

Payment No: 032329

Payment Date	Vendor Name	Voucher No.	Invoice No.	Description	Fund Code	Amount Paid
2025-02-28	KARBONE INC	00572288	INVKAR-2025122	DATA HUB SUBSCRIPTION	Electric Utility-Ops General	10,000.00
				Total for Payment No.:		10,000.00

Payment No: 032212

Payment Date	Vendor Name	Voucher No.	Invoice No.	Description	Fund Code	Amount Paid
2025-02-14	JOINT VENTURE SILICON VALLEY	00570808	1207SOVsvp	2025 STATE OF VALLEY SPONSOR	Electric Utility-Ops General	10,000.00
				Total for Payment No.:		10,000.00

Payment No: 032427

Payment Date	Vendor Name	Voucher No.	Invoice No.	Description	Fund Code	Amount Paid
2025-03-07	ONESOURCE DISTRIBUTORS LLC	00571844	S007791552.001	FINANCE CHARGE	Electric Utility-Ops General	324.27
2025-03-07	ONESOURCE DISTRIBUTORS LLC	00571945	S007705507.002	PO# 30607 INVOICE WITH S&H	Electric Utility-Ops General	1,617.84
2025-03-07	ONESOURCE DISTRIBUTORS LLC	00571946	S007705507.003	CREDIT MEMO PO# 30607	Electric Utility-Ops General	-1,617.84
2025-03-07	ONESOURCE DISTRIBUTORS LLC	00571936	S007677249.004	PO# 30509 INVOICE WITH S&H	Electric Utility-Ops General	8,559.33
2025-03-07	ONESOURCE DISTRIBUTORS LLC	00571937	S007677249.005	CREDIT MEMO PO# 30509	Electric Utility-Ops General	-8,559.33
2025-03-07	ONESOURCE DISTRIBUTORS LLC	00572684	S007677249.006	FAULT INDICATOR - 800/1600 AMP	Electric Utility-Ops General	7,809.33
2025-03-07	ONESOURCE DISTRIBUTORS LLC	00572700	S007705507.004	CONNECTOR, OH, AUTO, FULL-TEN,	Electric Utility-Ops General	1,565.40
				Total for Payment No.:		9,699.00

Payment No: 724909

Payment Date	Vendor Name	Voucher No.	Invoice No.	Description	Fund Code	Amount Paid
2025-02-21	E MANUFACTURING CO., INC.	00571994	46099	FREIGHT CHARGE	Electric Utility-Ops General	327.17

Payment Date	Vendor Name	Voucher No.	Invoice No.	Description	Fund Code	Amount Paid
2025-02-21	E MANUFACTURING CO., INC.	00571994	46099	MOVING CONTACT REFURB WTH DOUB	Electric Utility-Ops General	5,888.00
2025-02-21	E MANUFACTURING CO., INC.	00571994	46099	MOVING CONTACT REFURB WTH DOUB	Electric Utility-Ops General	3,104.00
				Total for Payment No.:		9,319.17

Payment No: 724905

Payment Date	Vendor Name	Voucher No.	Invoice No.	Description	Fund Code	Amount Paid
2025-02-21	CRESCO EQUIPMENT RENTALS	00571916	6130964-0008	GIANERA EQUIPMENT RENTALS	Electric Utility-Ops General	3,043.50
2025-02-21	CRESCO EQUIPMENT RENTALS	00571917	6130964-0009	GIANERA EQUIPMENT RENTALS	Electric Utility-Ops General	3,043.50
2025-02-21	CRESCO EQUIPMENT RENTALS	00571918	6130964-0010	GIANERA EQUIPMENT RENTALS	Electric Utility-Ops General	3,043.50
				Total for Payment No.:		9,130.50

Payment No: 725177

Payment Date	Vendor Name	Voucher No.	Invoice No.	Description	Fund Code	Amount Paid
2025-03-07	NORTHWEST INDUSTRIAL ENGINE & COMP	00572651	28848	SHIPPING	Electric Utility-Ops General	300.00
2025-03-07	NORTHWEST INDUSTRIAL ENGINE & COMP	00572651	28848	PN: 625-877-801 VALVE REPAIR K	Electric Utility-Ops General	516.51
2025-03-07	NORTHWEST INDUSTRIAL ENGINE & COMP	00572651	28848	SHOP LABOR	Electric Utility-Ops General	4,531.20
2025-03-07	NORTHWEST INDUSTRIAL ENGINE & COMP	00572651	28848	PN: 625-676-601 VALVE REPAIR K	Electric Utility-Ops General	595.08
2025-03-07	NORTHWEST INDUSTRIAL ENGINE & COMP	00572651	28848	PN: 625-677-601 VALVE REPAIR K	Electric Utility-Ops General	1,355.25
2025-03-07	NORTHWEST INDUSTRIAL ENGINE & COMP	00572651	28848	PN: 910-838 WIPER REBUILD KIT	Electric Utility-Ops General	445.27
2025-03-07	NORTHWEST INDUSTRIAL ENGINE & COMP	00572651	28848	PN: 901-484-001 PACKER REBUILD	Electric Utility-Ops General	1,252.23
				Total for Payment No.:		8,995.54

Payment No: 032230

Payment Date	Vendor Name	Voucher No.	Invoice No.	Description	Fund Code	Amount Paid
2025-02-14	T-MOBILE	00571441	952058658-2/2/2025	Silicon Valley Power	Electric Utility-Ops General	14.28
				Total for Payment No.:		14.28

Payment No: 032318

Payment Date	Vendor Name	Voucher No.	Invoice No.	Description	Fund Code	Amount Paid
2025-02-28	GRANITE ROCK CO #29145	00572377	2203841	SAND & BASE ROCK	Electric Utility-Construction	773.46
2025-02-28	GRANITE ROCK CO #29145	00572381	2206522	SAND & BASE ROCK	Electric Utility-Construction	583.54
2025-02-28	GRANITE ROCK CO #29145	00572382	2205194	SAND & BASE ROCK	Electric Utility-Construction	2,273.76
2025-02-28	GRANITE ROCK CO #29145	00572379	2198162	SAND & BASE ROCK	Electric Utility-Construction	423.26
				Total for Payment No.:		4,054.02

Payment No: 725196

Payment Date	Vendor Name	Voucher No.	Invoice No.	Description	Fund Code	Amount Paid
2025-03-07	RTS RELIABILITY TESTING	00572652	185256	DVR POWER PLANT RELIABILITY/PD	Electric Utility-Ops General	7,924.00
				Total for Payment No.:		7,924.00

Payment No: 003730

Payment Date	Vendor Name	Voucher No.	Invoice No.	Description	Fund Code	Amount Paid
2025-02-20	CA DEPT OF TAX & FEE ADMIN	00572347	JANUARY 2025	DD:SALES & USE TAX JAN25	Electric Utility-Ops General	6,070.12
2025-02-20	CA DEPT OF TAX & FEE ADMIN	00572347	JANUARY 2025	DD:SALES & USE TAX JAN25	Electric Utility-Ops Restrictd	1.27
				Total for Payment No.:		6,071.39

Payment No: 725043

Payment Date	Vendor Name	Voucher No.	Invoice No.	Description	Fund Code	Amount Paid
2025-02-28	KAMBRIAN CORPORATION	00572359	KINV22491	SID700-6-60-24 50 PACK RSA SEC	Electric Utility-Ops General	3,387.58
2025-02-28	KAMBRIAN CORPORATION	00572359	KINV22491	SID700-6-60-24 25 PACK RSA SEC	Electric Utility-Ops General	1,693.79
2025-02-28	KAMBRIAN CORPORATION	00572359	KINV22491	SID SOFT TOKEN E-DLVRY 24 MO 1	Electric Utility-Ops General	1,055.25
				Total for Payment No.:		6,136.62

Payment No: 032352

Payment Date	Vendor Name	Voucher No.	Invoice No.	Description	Fund Code	Amount Paid
2025-02-28	SUNE W12DG-C LLC	00571475	BPINV023869	2501 ENERGY PURCH (SOLAR)	Electric Utility-Ops General	5,959.58
				Total for Payment No.:		5,959.58

Payment No: 032402

Payment Date	Vendor Name	Voucher No.	Invoice No.	Description	Fund Code	Amount Paid
2025-03-07	GRANITE ROCK CO #29145	00572840	2208765	SAND & BASE ROCK	Electric Utility-Construction	423.74
2025-03-07	GRANITE ROCK CO #29145	00572840	2208765	PROMPT PAY DISCOUNT	Electric Utility-Construction	-7.11
2025-03-07	GRANITE ROCK CO #29145	00572842	2207836	SAND & BASE ROCK	Electric Utility-Construction	2,106.85
2025-03-07	GRANITE ROCK CO #29145	00572844	2209964	SAND & BASE ROCK	Electric Utility-Construction	441.29
2025-03-07	GRANITE ROCK CO #29145	00572844	2209964	PROMPT PAY DISCOUNT	Electric Utility-Construction	-7.42
				Total for Payment No.:		2,957.35

Payment No: 725218

Payment Date	Vendor Name	Voucher No.	Invoice No.	Description	Fund Code	Amount Paid
2025-03-07	UNIVAR SOLUTIONS USA INC	00571971	52779670	YP2502 CALIFORNIA MILL FEE	Electric Utility-Ops General	65.38

Payment Date	Vendor Name	Voucher No.	Invoice No.	Description	Fund Code	Amount Paid
2025-03-07	UNIVAR SOLUTIONS USA INC	00571975	52792955	YP2502 SOD HYPO 12.5% LIQUICHL	Electric Utility-Ops General	2,890.45
2025-03-07	UNIVAR SOLUTIONS USA INC	00571971	52779670	YP2502 SOD HYPO 12.5% LIQUICHL	Electric Utility-Ops General	2,588.99
2025-03-07	UNIVAR SOLUTIONS USA INC	00571975	52792955	YP2502 CALIFORNIA MILL FEE	Electric Utility-Ops General	72.98
				Total for Payment No.:		5,617.80

Payment No: 724931

Payment Date	Vendor Name	Voucher No.	Invoice No.	Description	Fund Code	Amount Paid
2025-02-21	MOTION INDUSTRIES INC	00571923	CA24-01076008	ITEM NO: 01091941 029319 - 225	Electric Utility-Ops General	1,456.91
2025-02-21	MOTION INDUSTRIES INC	00571923	CA24-01076008	ITEM NO: 01245555 038218 - ASS	Electric Utility-Ops General	3,010.93
2025-02-21	MOTION INDUSTRIES INC	00571923	CA24-01076008	ITEM NO: 01245285 529287 - DPK	Electric Utility-Ops General	429.60
2025-02-21	MOTION INDUSTRIES INC	00571923	CA24-01076008	ITEM NO: 01245216 018484 - PKI	Electric Utility-Ops General	612.65
2025-02-21	MOTION INDUSTRIES INC	00571923	CA24-01076008	ESTIMATED FREIGHT CHARGES	Electric Utility-Ops General	81.33
				Total for Payment No.:		5,591.42

Payment No: 724952

Payment Date	Vendor Name	Voucher No.	Invoice No.	Description	Fund Code	Amount Paid
2025-02-21	STUART C IRBY CO	00572012	S014117982.001	LUMINAIRE, ST LT. LED, MIN 400	Electric Utility-Ops General	5,521.73
				Total for Payment No.:		5,521.73

Payment No: 032189

Payment Date	Vendor Name	Voucher No.	Invoice No.	Description	Fund Code	Amount Paid
2025-02-14	CINTAS CORP #630	00571604	4214038537	LAUNDRY SERVICES FOR SVP UNIFO	Electric Utility-Ops General	715.91

Payment Date	Vendor Name	Voucher No.	Invoice No.	Description	Fund Code	Amount Paid
2025-02-14	CINTAS CORP #630	00571599	4211096547	LAUNDRY SERVICES FOR SVP UNIFO	Electric Utility-Ops General	715.91
2025-02-14	CINTAS CORP #630	00571601	4213291512	LAUNDRY SERVICES FOR SVP UNIFO	Electric Utility-Ops General	715.91
2025-02-14	CINTAS CORP #630	00571602	4218885555	LAUNDRY SERVICES FOR SVP UNIFO	Electric Utility-Ops General	871.03
2025-02-14	CINTAS CORP #630	00571603	4218885360	LAUNDRY SERVICES FOR SVP UNIFO	Electric Utility-Ops General	129.62
2025-02-14	CINTAS CORP #630	00571600	4211865117	LAUNDRY SERVICES FOR SVP UNIFO	Electric Utility-Ops General	715.91
2025-02-14	CINTAS CORP #630	00571598	4212736390	LAUNDRY SERVICES FOR SVP UNIFO	Electric Utility-Ops General	715.91
2025-02-14	CINTAS CORP #630	00571605	4218885740	LAUNDRY SERVICES FOR SVP UNIFO	Electric Utility-Ops General	345.52
				Total for Payment No.:		4,925.72

Payment No: 725014

Payment Date	Vendor Name	Voucher No.	Invoice No.	Description	Fund Code	Amount Paid
2025-02-28	BUFFALO PUMPS	00572408	SI81716	PN: 231-31-334 MECH SL JC TYP	Electric Utility-Ops General	5,313.95
2025-02-28	BUFFALO PUMPS	00572408	SI81716	PN: 231-11-058 GSKT NON-ASB 1/	Electric Utility-Ops General	77.16
2025-02-28	BUFFALO PUMPS	00572408	SI81716	PN: 231-11-136 GSKT NON-ASB 1/	Electric Utility-Ops General	77.16
				Total for Payment No.:		5,468.27

Payment No: 725172

Payment Date	Vendor Name	Voucher No.	Invoice No.	Description	Fund Code	Amount Paid
2025-03-07	METRIX INSTRUMENT CO., L.P.	00572649	CD99187204	PN# 440 - ELECTRONIC VIBRATION	Electric Utility-Ops General	4,952.26
				Total for Payment No.:		4,952.26

Payment No: 032206

Payment Date	Vendor Name	Voucher No.	Invoice No.	Description	Fund Code	Amount Paid
2025-02-14	GRAINGER-SAN JOSE	00571494	9368301041	GLASSES, AMBER SMITH & WESSON	Electric Utility-Ops General	183.36
2025-02-14	GRAINGER-SAN JOSE	00571497	9369209573	GLASSES, AMBER SMITH & WESSON	Electric Utility-Ops General	122.24
2025-02-14	GRAINGER-SAN JOSE	00571499	9373927988	PAINT, SPRAY, SAFETY ORANGE AE	Electric Utility-Ops General	185.56
2025-02-14	GRAINGER-SAN JOSE	00571489	9366888700	RAGS, TERI-CLOTH, APPROX. 15IN	Electric Utility-Ops General	1,377.07
2025-02-14	GRAINGER-SAN JOSE	00571489	9366888700	shipping and handling	Electric Utility-Ops General	30.00
				Total for Payment No.:		1,898.23

Payment No: 032314

Payment Date	Vendor Name	Voucher No.	Invoice No.	Description	Fund Code	Amount Paid
2025-02-28	GMES LLC	00572387	7376703	HOOK, MANHOLE COVER LIFTING, F	Electric Utility-Ops General	860.99
2025-02-28	GMES LLC	00572387	7376703	SHIPPING	Electric Utility-Ops General	14.21
2025-02-28	GMES LLC	00572257	7344371	ITEM ID: KT-5144BHB HARD-BODY	Electric Utility-Ops General	155.50
2025-02-28	GMES LLC	00572257	7344371	ITEM ID: LIS-BK BUCKET KNUCKLE	Electric Utility-Ops General	81.30
2025-02-28	GMES LLC	00572257	7344371	ITEM ID: KD-WIREMIKE BURNDY WI	Electric Utility-Ops General	41.74
2025-02-28	GMES LLC	00572257	7344371	ITEM ID: HS-06-185 BUCKET CANN	Electric Utility-Ops General	169.14
2025-02-28	GMES LLC	00572258	7344921	ITEM ID: BK-490RT EZ SQUEEZE R	Electric Utility-Ops General	1,205.83
2025-02-28	GMES LLC	00572258	7344921	FREIGHT	Electric Utility-Ops General	121.15
2025-02-28	GMES LLC	00572257	7344371	ITEM ID: KT-66010 6-PIECE 2-IN	Electric Utility-Ops General	412.50
2025-02-28	GMES LLC	00572257	7344371	ITEM ID: HS-HV240 40' TEL-O-PO	Electric Utility-Ops General	1,233.16

Payment Date	Vendor Name	Voucher No.	Invoice No.	Description	Fund Code	Amount Paid
2025-02-28	GMES LLC	00572257	7344371	ITEM ID: KT-NRHD 5-IN-1 IMPACT	Electric Utility-Ops General	368.85
2025-02-28	GMES LLC	00572257	7344371	ITEM ID: MADI-BB-2 MADI BRUSHB	Electric Utility-Ops General	62.20
				Total for Payment No.:		4,726.57

Payment No: 725224

Payment Date	Vendor Name	Voucher No.	Invoice No.	Description	Fund Code	Amount Paid
2025-03-07	YANGGUANG LI	00572286	3662413	HPWH & PANEL SVR REBT 2285705	Electric Utility-Ops Restrictd	3,000.00
2025-03-07	YANGGUANG LI	00572286	3662413	MSP UPGRD & REWIRE RBT2285705	Electric Utility-Ops Restrictd	1,600.00
				Total for Payment No.:		4,600.00

Payment No: 032263

Payment Date	Vendor Name	Voucher No.	Invoice No.	Description	Fund Code	Amount Paid
2025-02-21	ICE US OTC COMMODITY MARKETS LLC	00571358	0125000868088	2501 ENERGY BROKER COMMISSION	Electric Utility-Ops General	4,560.00
				Total for Payment No.:		4,560.00

Payment No: 724827

Payment Date	Vendor Name	Voucher No.	Invoice No.	Description	Fund Code	Amount Paid
2025-02-14	PESTMASTER SERVICES L.P.	00571520	461531	SVP ROBERTS	Electric Utility-Ops General	61.54
2025-02-14	PESTMASTER SERVICES L.P.	00571520	461531	SVP DUANE	Electric Utility-Ops General	61.54
2025-02-14	PESTMASTER SERVICES L.P.	00571520	461531	SVP MARTIN	Electric Utility-Ops General	61.54
				Total for Payment No.:		184.62

Payment No: 725121

Payment Date	Vendor Name	Voucher No.	Invoice No.	Description	Fund Code	Amount Paid
2025-03-07	APPLIED MATERIALS	00571779	R25-SLR-0004	LTG REBTE; ACT 64269-01	Electric Utility-Ops Restrictd	4,307.44
				Total for Payment No.:		4,307.44

Payment No: 725192

Payment Date	Vendor Name	Voucher No.	Invoice No.	Description	Fund Code	Amount Paid
2025-03-07	REED & GRAHAM INC	00572852	100757	COLD MIX & BASE ROCK	Electric Utility-Construction	56.28
2025-03-07	REED & GRAHAM INC	00572847	092445	COLD MIX & BASE ROCK	Electric Utility-Construction	869.47
2025-03-07	REED & GRAHAM INC	00572848	099361	COLD MIX & BASE ROCK	Electric Utility-Construction	28.61
2025-03-07	REED & GRAHAM INC	00572850	100809	COLD MIX & BASE ROCK	Electric Utility-Construction	30.73
2025-03-07	REED & GRAHAM INC	00572851	100688	COLD MIX & BASE ROCK	Electric Utility-Construction	57.06
2025-03-07	REED & GRAHAM INC	00572846	099156	COLD MIX & BASE ROCK	Electric Utility-Construction	28.10
				Total for Payment No.:		1,070.25

Payment No: 724923

Payment Date	Vendor Name	Voucher No.	Invoice No.	Description	Fund Code	Amount Paid
2025-02-21	HOWARD INDUSTRIES, INC.	00572008	54020-254510	TRANSFORMER, OH, 25 KVA, 120/2	Electric Utility-Ops General	4,180.15
				Total for Payment No.:		4,180.15

Payment No: 725050

Payment Date	Vendor Name	Voucher No.	Invoice No.	Description	Fund Code	Amount Paid
2025-02-28	MKB COMPANY, LLC	00572365	INV21395	ESTIMATED FREIGHT CHARGES	Electric Utility-Ops General	510.00
2025-02-28	MKB COMPANY, LLC	00572365	INV21395	PN: BM-2727-T302A BLACKHAWK IN	Electric Utility-Ops General	1,200.00

Payment Date	Vendor Name	Voucher No.	Invoice No.	Description	Fund Code	Amount Paid
2025-02-28	MKB COMPANY, LLC	00572365	INV21395	PN: BM-1734-T301A BLACKHAWK I	Electric Utility-Ops General	2,400.00
				Total for Payment No.:		4,110.00

Payment No: 724815

Payment Date	Vendor Name	Voucher No.	Invoice No.	Description	Fund Code	Amount Paid
2025-02-14	[redacted]	00571663	19234	LEGAL SERVICES - CHANGE ORDER	[redacted]	3,961.50
				Total for Payment No.:		3,961.50

Payment No: 032442

Payment Date	Vendor Name	Voucher No.	Invoice No.	Description	Fund Code	Amount Paid
2025-03-07	STAPLES ADVANTAGE	00572909	7004149495-ELECYARD	OFFICE SUPPLIES	Electric Utility-Ops General	430.54
2025-03-07	STAPLES ADVANTAGE	00572909	7004149495-ELECYARD	OFFICE SUPPLIES	Electric Utility-Ops General	63.81
2025-03-07	STAPLES ADVANTAGE	00572908	7004149495-ELECRES	OFFICE SUPPLIES	Electric Utility-Ops General	234.80
				Total for Payment No.:		729.15

Payment No: 032224

Payment Date	Vendor Name	Voucher No.	Invoice No.	Description	Fund Code	Amount Paid
2025-02-14	PDQ INTERMEDIATE INC	00571597	PDQ-37722	PDQ DEPLOY (PER LICENSE)	Electric Utility-Ops General	2,362.50
2025-02-14	PDQ INTERMEDIATE INC	00571597	PDQ-37722	PDQ INVENTORY (PER LICENSE)	Electric Utility-Ops General	1,575.00
2025-02-14	PDQ INTERMEDIATE INC	00571597	PDQ-37722	15% OFF (INT_TRANSITIONY2_INVO	Electric Utility-Ops General	-590.63
				Total for Payment No.:		3,346.87

Payment No: 032297

Payment Date	Vendor Name	Voucher No.	Invoice No.	Description	Fund Code	Amount Paid
2025-02-28	ASPEN ENVIRONMENTAL GROUP	00572371	3513.005-06	ASSIST SVP STAFF WITH ELECTRIC	Electric Utility-Ops General	3,287.09
				Total for Payment No.:		3,287.09

Payment No: 032313

Payment Date	Vendor Name	Voucher No.	Invoice No.	Description	Fund Code	Amount Paid
2025-02-28	EVERLINE COMPLIANCE, LLC	00571540	32480	YP2309 PIPELINE TECHNICIAN	Electric Utility-Ops General	720.00
2025-02-28	EVERLINE COMPLIANCE, LLC	00571540	32480	YP2309 PIPELINE TECHNICIAN OT	Electric Utility-Ops General	540.00
2025-02-28	EVERLINE COMPLIANCE, LLC	00571540	32480	YP2309 PIPELINE TECHNICIAN DT	Electric Utility-Ops General	270.00
2025-02-28	EVERLINE COMPLIANCE, LLC	00571540	32480	YP2309 PIPELINE TECHNICIAN	Electric Utility-Ops General	720.00
2025-02-28	EVERLINE COMPLIANCE, LLC	00571540	32480	YP2309 PIPELINE TECHNICIAN OT	Electric Utility-Ops General	405.00
2025-02-28	EVERLINE COMPLIANCE, LLC	00571540	32480	YP2309 VEHICLE REIMBURSEMENT	Electric Utility-Ops General	514.50
				Total for Payment No.:		3,169.50

Payment No: 724783

Payment Date	Vendor Name	Voucher No.	Invoice No.	Description	Fund Code	Amount Paid
2025-02-14	ASCO POWER SERVICES INC	00570858	1744321	KIT, CP GRP5 120-600V #2669951	Electric Utility-Ops General	3,151.89
				Total for Payment No.:		3,151.89

Payment No: 725167

Payment Date	Vendor Name	Voucher No.	Invoice No.	Description	Fund Code	Amount Paid
2025-03-07	KONE INC	00571764	871593858	SVP DUANE	Electric Utility-Ops General	130.79
				Total for Payment No.:		130.79

Payment No: 724963

Payment Date	Vendor Name	Voucher No.	Invoice No.	Description	Fund Code	Amount Paid
2025-02-21	UNIVAR SOLUTIONS USA INC	00571184	52735961	YP2501 SOD HYPO 12.5% LIQUICHL	Electric Utility-Ops General	2,482.60
2025-02-21	UNIVAR SOLUTIONS USA INC	00571184	52735961	YP2501 CALIFORNIA MILL FEE	Electric Utility-Ops General	62.68
2025-02-21	UNIVAR SOLUTIONS USA INC	00571186	52743365	YP2501 SOD HYPO 12.5% LIQUICHL	Electric Utility-Ops General	503.34
				Total for Payment No.:		3,048.62

Payment No: 725100

Payment Date	Vendor Name	Voucher No.	Invoice No.	Description	Fund Code	Amount Paid
2025-03-07	SUNWORK RENEWABLE ENERGY	00572181	3732204	HEAT PMP WTR HEAT ACT 40307-02	Electric Utility-Ops Restrictd	2,500.00
2025-03-07	SUNWORK RENEWABLE ENERGY	00572181	3732204	PANEL SAVER ADD ACT 40307-02	Electric Utility-Ops Restrictd	500.00
				Total for Payment No.:		3,000.00

Payment No: 725117

Payment Date	Vendor Name	Voucher No.	Invoice No.	Description	Fund Code	Amount Paid
2025-03-07	ALTEC INDUSTRIES INC	00571766	12807741	YP2501 970868596 MILWAUKEE 250	Electric Utility-Ops General	468.76
2025-03-07	ALTEC INDUSTRIES INC	00571766	12807741	YP2501 970803881 MILWAUKEE 285	Electric Utility-Ops General	227.16
2025-03-07	ALTEC INDUSTRIES INC	00571767	12809945	YP2501 970768410 M18 FUEL 4-1/	Electric Utility-Ops General	510.05
2025-03-07	ALTEC INDUSTRIES INC	00571768	12800896	YP2501 970796460 IMPACT DUTY E	Electric Utility-Ops General	260.02
2025-03-07	ALTEC INDUSTRIES INC	00571766	12807741	YP2501 970859588 8PC. SDS PLUS	Electric Utility-Ops General	36.64
2025-03-07	ALTEC INDUSTRIES INC	00571766	12807741	YP2501 970735122 6-PC 3-FLAT S	Electric Utility-Ops General	232.10
2025-03-07	ALTEC INDUSTRIES INC	00571766	12807741	YP2501 970865936 MILWAUKEE M18	Electric Utility-Ops General	362.13
				Total for Payment No.:		2,096.86

Payment No: 725081

Payment Date	Vendor Name	Voucher No.	Invoice No.	Description	Fund Code	Amount Paid
2025-02-28	UNIVAR SOLUTIONS USA INC	00571539	52761726	YP2502 SOD HYPO 12.5% LIQUICHL	Electric Utility-Ops General	2,659.92
2025-02-28	UNIVAR SOLUTIONS USA INC	00571539	52761726	YP2502 CALIFORNIA MILL FEE	Electric Utility-Ops General	67.17
				Total for Payment No.:		2,727.09

Payment No: 032289

Payment Date	Vendor Name	Voucher No.	Invoice No.	Description	Fund Code	Amount Paid
2025-02-28	ADVANCED CHEMICAL TRANSPORT	00571714	604437	2411 HAZ WASTE REMOVAL 11/13	Electric Utility-Ops General	2,704.24
				Total for Payment No.:		2,704.24

Payment No: 032300

Payment Date	Vendor Name	Voucher No.	Invoice No.	Description	Fund Code	Amount Paid
2025-02-28	[redacted]	00571487	11233 (d)	[redacted] LEGAL SERVICES [redacted]	[redacted]	170.00
2025-02-28	[redacted]	00571488	11228	[redacted] LEGAL SERVICES	[redacted]	1,131.00
2025-02-28	[redacted]	00571717	11138	[redacted] LEGAL SERVICES	[redacted]	1,365.00
				Total for Payment No.:		2,666.00

Payment No: 032295

Payment Date	Vendor Name	Voucher No.	Invoice No.	Description	Fund Code	Amount Paid
2025-02-28	ANIXTER INC.	00572375	6200900-02	BOLT - SQ HD - 5/8IN DIA. X 14	Electric Utility-Ops General	22.10
2025-02-28	ANIXTER INC.	00572378	6254375-01	BRACKET, POLE TOP PIN INSULATO	Electric Utility-Ops General	2,584.08
				Total for Payment No.:		2,606.18

Payment No: 725225

Payment Date	Vendor Name	Voucher No.	Invoice No.	Description	Fund Code	Amount Paid
2025-03-07	YIRU WEI	00572287	3147501	EV CHRGR REBATE; ACT 54633-02	Electric Utility-Ops Restrictd	550.00
2025-03-07	YIRU WEI	00572287	3147501	MSP UPGRD/PREWIRE ACT 5463302	Electric Utility-Ops Restrictd	2,000.00
				Total for Payment No.:		2,550.00

Payment No: 724820

Payment Date	Vendor Name	Voucher No.	Invoice No.	Description	Fund Code	Amount Paid
2025-02-14	MARK PETRIE	00570863	3635382	EV CHRGR REBATE; ACT 49663-03	Electric Utility-Ops Restrictd	550.00
2025-02-14	MARK PETRIE	00570863	3635382	MSP UPGRADE; ACT 49663-03	Electric Utility-Ops Restrictd	2,000.00
				Total for Payment No.:		2,550.00

Payment No: 725171

Payment Date	Vendor Name	Voucher No.	Invoice No.	Description	Fund Code	Amount Paid
2025-03-07	MESA ENERGY SYSTEMS, INC.	00572570	940025319	TRUCK CHARGE	Electric Utility-Ops General	130.00
2025-03-07	MESA ENERGY SYSTEMS, INC.	00572570	940025319	MATERIALS	Electric Utility-Ops General	903.56
2025-03-07	MESA ENERGY SYSTEMS, INC.	00572570	940025319	PROJECT MANAGEMENT	Electric Utility-Ops General	175.00
2025-03-07	MESA ENERGY SYSTEMS, INC.	00572570	940025319	LABOR (UNITARY SERVICES)	Electric Utility-Ops General	1,272.00
				Total for Payment No.:		2,480.56

Payment No: 724807

Payment Date	Vendor Name	Voucher No.	Invoice No.	Description	Fund Code	Amount Paid
2025-02-14	HD SUPPLY	00570904	846820249	JANITORIAL SUPPLIES	Electric Utility-Ops General	246.85
				Total for Payment No.:		246.85

Payment No: 725122

Payment Date	Vendor Name	Voucher No.	Invoice No.	Description	Fund Code	Amount Paid
2025-03-07	AT&T CALNET	00572084	000023067846	2502 BAN 9391023689	Electric Utility-Ops General	186.78
				Total for Payment No.:		186.78

Payment No: 032179

Payment Date	Vendor Name	Voucher No.	Invoice No.	Description	Fund Code	Amount Paid
2025-02-14	APPLE INC	00570873	MB52586236	RECYCLE FEE	Electric Utility-Ops General	4.00
2025-02-14	APPLE INC	00570873	MB52586236	IPAD PRO 13 WF CL 512GB SP BLK	Electric Utility-Ops General	1,744.91
2025-02-14	APPLE INC	00570873	MB52586236	AC+ IPAD PRO 13-INCH (M4)-PHX	Electric Utility-Ops General	149.00
2025-02-14	APPLE INC	00570873	MB52586236	APPLE PENCIL PRO-AME	Electric Utility-Ops General	129.86
2025-02-14	APPLE INC	00570873	MB52586236	IPAD MAGIC KEYBOARD 13 BLACK-U	Electric Utility-Ops General	359.02
				Total for Payment No.:		2,386.79

Payment No: 724774

Payment Date	Vendor Name	Voucher No.	Invoice No.	Description	Fund Code	Amount Paid
2025-02-14	PG&E	00571079	9644211793-1 JAN2025	YP2501 ELEC SVC GRIZZ PWRHOUSE	Electric Utility-Ops General	2,356.41
				Total for Payment No.:		2,356.41

Payment No: 032229

Payment Date	Vendor Name	Voucher No.	Invoice No.	Description	Fund Code	Amount Paid
2025-02-14	STAPLES ADVANTAGE	00571554	7003957954-ELECYARD	OFFICE SUPPLIES	Electric Utility-Ops General	112.29
2025-02-14	STAPLES ADVANTAGE	00571554	7003957954-ELECYARD	OFFICE SUPPLIES	Electric Utility-Ops General	28.95
2025-02-14	STAPLES ADVANTAGE	00571553	7003957954-ELECGEN	OFFICE SUPPLIES	Electric Utility-Ops General	609.93

Payment Date	Vendor Name	Voucher No.	Invoice No.	Description	Fund Code	Amount Paid
				Total for Payment No.:		751.17

Payment No: 724787

Payment Date	Vendor Name	Voucher No.	Invoice No.	Description	Fund Code	Amount Paid
2025-02-14	BURNS & MCDONNELL WESTERN	00571613	164966-11	CHANGE ORDER 2 ADDITIONAL FABR	Electric Utility-Ops General	2,072.25
2025-02-14	BURNS & MCDONNELL WESTERN	00571612	164966-12	CHANGE ORDER 2 ADDITIONAL FABR	Electric Utility-Ops General	241.75
				Total for Payment No.:		2,314.00

Payment No: 032337

Payment Date	Vendor Name	Voucher No.	Invoice No.	Description	Fund Code	Amount Paid
2025-02-28	NALCO CO	00568232	6670747511	YP2412 MONTHLY SERVICE FEE	Electric Utility-Ops General	1,096.77
2025-02-28	NALCO CO	00568233	6603109267	YP2412 NALCO PP01-3911	Electric Utility-Ops General	1,079.75
2025-02-28	NALCO CO	00568233	6603109267	YP2412 FREIGHT SURCHARGE	Electric Utility-Ops General	13.55
				Total for Payment No.:		2,190.07

Payment No: 032303

Payment Date	Vendor Name	Voucher No.	Invoice No.	Description	Fund Code	Amount Paid
2025-02-28	CINTAS CORP #630	00572351	4216579190	LAUNDRY SERVICES FOR SVP UNIFO	Electric Utility-Ops General	50.67
2025-02-28	CINTAS CORP #630	00572353	4218885493	LAUNDRY SERVICES FOR SVP UNIFO	Electric Utility-Ops General	50.67
2025-02-28	CINTAS CORP #630	00572354	4219553284	LAUNDRY SERVICES FOR SVP UNIFO	Electric Utility-Ops General	50.67
2025-02-28	CINTAS CORP #630	00572355	4220329533	LAUNDRY SERVICES FOR SVP UNIFO	Electric Utility-Ops General	50.67
2025-02-28	CINTAS CORP #630	00572352	4215249982	LAUNDRY SERVICES FOR SVP UNIFO	Electric Utility-Ops General	50.67

Payment Date	Vendor Name	Voucher No.	Invoice No.	Description	Fund Code	Amount Paid
2025-02-28	CINTAS CORP #630	00572357	4220329705	LAUNDRY SERVICES FOR SVP UNIFO	Electric Utility-Ops General	763.48
2025-02-28	CINTAS CORP #630	00572358	4219553900	LAUNDRY SERVICES FOR SVP UNIFO	Electric Utility-Ops General	872.12
2025-02-28	CINTAS CORP #630	00572348	4217394832	LAUNDRY SERVICES FOR SVP UNIFO	Electric Utility-Ops General	50.67
2025-02-28	CINTAS CORP #630	00572349	4215867103	LAUNDRY SERVICES FOR SVP UNIFO	Electric Utility-Ops General	50.67
2025-02-28	CINTAS CORP #630	00572350	4218123838	LAUNDRY SERVICES FOR SVP UNIFO	Electric Utility-Ops General	50.67
				Total for Payment No.:		2,040.96

Payment No: 725023

Payment Date	Vendor Name	Voucher No.	Invoice No.	Description	Fund Code	Amount Paid
2025-02-28	D&M TRAFFIC SERVICES	00572383	12979	PAINT, MARKING, RED AERVOE#201	Electric Utility-Ops General	392.85
				Total for Payment No.:		392.85

Payment No: 725152

Payment Date	Vendor Name	Voucher No.	Invoice No.	Description	Fund Code	Amount Paid
2025-03-07	GRAYBAR ELECTRIC	00572089	9340818941	YP2502 TC-128 GAL SQUEEKYKLEEN	Electric Utility-Construction	57.48
2025-03-07	GRAYBAR ELECTRIC	00572090	9340837884	YP2502 JIC-186 WIRE & KEVLAR C	Electric Utility-Construction	28.44
2025-03-07	GRAYBAR ELECTRIC	00572090	9340837884	YP2502 FOSC-ACC-D-TRAY-RIBN-24	Electric Utility-Construction	95.05
2025-03-07	GRAYBAR ELECTRIC	00572090	9340837884	YP2502 FOSC-ACC-D-TRAY-72-KIT	Electric Utility-Construction	70.80
2025-03-07	GRAYBAR ELECTRIC	00572090	9340837884	YP2502 FOSC450-D6-6-NT-0-D6V	Electric Utility-Construction	1,859.36
				Total for Payment No.:		2,111.13

Payment No: 725166

Payment Date	Vendor Name	Voucher No.	Invoice No.	Description	Fund Code	Amount Paid
2025-03-07	KAPIL RASTOGI	00572283	3700259	EV VHRGR REBATE; ACT 54697-02	Electric Utility-Ops Restrictd	550.00
2025-03-07	KAPIL RASTOGI	00572283	3700259	MSP UPGRADE REBATE; ACT5469702	Electric Utility-Ops Restrictd	1,500.00
				Total for Payment No.:		2,050.00

Payment No: 724817

Payment Date	Vendor Name	Voucher No.	Invoice No.	Description	Fund Code	Amount Paid
2025-02-14	JOSHUA GODFREY	00570861	3382537	EV CHRGR REBATE; ACT 26870-03	Electric Utility-Ops Restrictd	550.00
2025-02-14	JOSHUA GODFREY	00570861	3382537	MSP UPGRADE; ACT 26870-03	Electric Utility-Ops Restrictd	1,500.00
				Total for Payment No.:		2,050.00

Payment No: 725128

Payment Date	Vendor Name	Voucher No.	Invoice No.	Description	Fund Code	Amount Paid
2025-03-07	BRIAN TOMOGANE	00572281	3717089	HEAT PUMP WTR HTR ACT 23021-02	Electric Utility-Ops Restrictd	2,000.00
				Total for Payment No.:		2,000.00

Payment No: 724791

Payment Date	Vendor Name	Voucher No.	Invoice No.	Description	Fund Code	Amount Paid
2025-02-14	CONSORTIUM FOR ENERGY EFFICIENCY, INC.	00570859	IHC2025 03	FY25 CTR EQUITY/EGRY SPONS	Electric Utility-Ops Restrictd	2,000.00
				Total for Payment No.:		2,000.00

Payment No: 032252

Payment Date	Vendor Name	Voucher No.	Invoice No.	Description	Fund Code	Amount Paid
2025-02-21	CINTAS CORP #630	00572010	4219448097	LAUNDRY SERVICES FOR SVP UNIFO	Electric Utility-Ops General	185.33
2025-02-21	CINTAS CORP #630	00572011	4219553246	LAUNDRY SERVICES FOR SVP UNIFO	Electric Utility-Ops General	129.62

Payment Date	Vendor Name	Voucher No.	Invoice No.	Description	Fund Code	Amount Paid
2025-02-21	CINTAS CORP #630	00572009	4218722121	LAUNDRY SERVICES FOR SVP UNIFO	Electric Utility-Ops General	185.33
2025-02-21	CINTAS CORP #630	00572013	4219553560	LAUNDRY SERVICES FOR SVP UNIFO	Electric Utility-Ops General	345.52
				Total for Payment No.:		845.80

Payment No: 032400

Payment Date	Vendor Name	Voucher No.	Invoice No.	Description	Fund Code	Amount Paid
2025-03-07	GRAINGER-SAN JOSE	00571821	9359595635	AAA BATTERIES	Electric Utility-Ops General	36.12
2025-03-07	GRAINGER-SAN JOSE	00572292	9414082447	CABLE CLEANER	Electric Utility-Ops General	-1,550.58
2025-03-07	GRAINGER-SAN JOSE	00572292	9414082447	CABLE CLEANER	Electric Utility-Ops General	-1,550.59
				Total for Payment No.:		-3,065.05

Payment No: 725185

Payment Date	Vendor Name	Voucher No.	Invoice No.	Description	Fund Code	Amount Paid
2025-03-07	PENINSULA CRANE & RIGGING	00571765	9667	YP2409 CRANE WORK T&D	Electric Utility-Ops General	1,883.00
				Total for Payment No.:		1,883.00

Payment No: 032225

Payment Date	Vendor Name	Voucher No.	Invoice No.	Description	Fund Code	Amount Paid
2025-02-14	PRISM	00570860	25401243	On-Site Grief Support	Electric Utility-Ops General	900.00
				Total for Payment No.:		900.00

Payment No: 724773

Payment Date	Vendor Name	Voucher No.	Invoice No.	Description	Fund Code	Amount Paid
2025-02-14	PG&E	00571074	5918427025-0 JAN2025	YP2501 ELEC SVC BLK BUTTE HYD	Electric Utility-Ops General	1,764.09

Payment Date	Vendor Name	Voucher No.	Invoice No.	Description	Fund Code	Amount Paid
				Total for Payment No.:		1,764.09

Payment No: 032259

Payment Date	Vendor Name	Voucher No.	Invoice No.	Description	Fund Code	Amount Paid
2025-02-21	GRAINGER	00572006	9391300994	MAP GAS TANK, 14.1 OZ. DISPOSA	Electric Utility-Ops General	53.39
2025-02-21	GRAINGER	00572000	9380722307	CONNECTOR, MISC, COMP, INSULAT	Electric Utility-Ops General	461.10
2025-02-21	GRAINGER	00572003	9381756155	SCREWDRIVER, ROUND SHANK, STAN	Electric Utility-Ops General	39.15
2025-02-21	GRAINGER	00572006	9391300994	SCREWDRIVER, ROUND SHANK, STAN	Electric Utility-Ops General	42.65
2025-02-21	GRAINGER	00572006	9391300994	GLOVE, CUT RESISTANT, MEDIUM,	Electric Utility-Ops General	168.15
2025-02-21	GRAINGER	00572003	9381756155	LEVEL, 24IN ALUMINUM WITH MONO	Electric Utility-Ops General	90.98
2025-02-21	GRAINGER	00572003	9381756155	GLASSES, SMITH & WESSON ELITE	Electric Utility-Ops General	106.26
2025-02-21	GRAINGER	00572004	9382169903	ABUS Combination Padlock: Gen	Electric Utility-Ops General	77.50
2025-02-21	GRAINGER	00572005	9386014956	Combination Padlock: Gen Secur	Electric Utility-Ops General	77.50
2025-02-21	GRAINGER	00572006	9391300994	WRENCH SET, ALLEN HEXAGON KEY	Electric Utility-Ops General	58.45
2025-02-21	GRAINGER	00572006	9391300994	GLOVE, CUT RESISTANT, LARGE, A	Electric Utility-Ops General	168.15
2025-02-21	GRAINGER	00572006	9391300994	SCREWDRIVER, 4IN PHILLIPS #2 C	Electric Utility-Ops General	39.57
				Total for Payment No.:		1,382.85

Payment No: 032416

Payment Date	Vendor Name	Voucher No.	Invoice No.	Description	Fund Code	Amount Paid
2025-03-07	LINDE GAS & EQUIPMENT INC.	00571837	46644636	FINANCE CHARGE	Electric Utility-Ops General	45.12

Payment Date	Vendor Name	Voucher No.	Invoice No.	Description	Fund Code	Amount Paid
2025-03-07	LINDE GAS & EQUIPMENT INC.	00571834	44372443	FINANCE CHARGE	Electric Utility-Ops General	25.71
2025-03-07	LINDE GAS & EQUIPMENT INC.	00571835	45508033	FINANCE CHARGE	Electric Utility-Ops General	25.71
2025-03-07	LINDE GAS & EQUIPMENT INC.	00571838	47212824	FINANCE CHARGE	Electric Utility-Ops General	66.82
2025-03-07	LINDE GAS & EQUIPMENT INC.	00572695	45323599	DEMURRAGE	Electric Utility-Ops General	1,185.38
2025-03-07	LINDE GAS & EQUIPMENT INC.	00572291	47760218	FINANCE CHARGE	Electric Utility-Ops General	87.12
				Total for Payment No.:		1,435.86

Payment No: 032228

Payment Date	Vendor Name	Voucher No.	Invoice No.	Description	Fund Code	Amount Paid
2025-02-14	STANTEC CONSULTING SERVICES	00571614	2337282	RODONOVAN SURVEYING, SUB-SURFA	Electric Utility-Construction	1,529.27
				Total for Payment No.:		1,529.27

Payment No: 724854

Payment Date	Vendor Name	Voucher No.	Invoice No.	Description	Fund Code	Amount Paid
2025-02-14	VERIZON WIRELESS	00570874	6103117357	2412 M2M CHARGES	Electric Utility-Ops General	1,477.18
				Total for Payment No.:		1,477.18

Payment No: 032187

Payment Date	Vendor Name	Voucher No.	Invoice No.	Description	Fund Code	Amount Paid
2025-02-14	[redacted]	00570867	11214	[redacted] LEGAL SERVICES	[redacted]	1,209.00
2025-02-14	[redacted]	00570868	11221 (d)	[redacted] LEGAL SERVICES (NCGC)	[redacted]	255.00
				Total for Payment No.:		1,464.00

Payment No: 725219

Payment Date	Vendor Name	Voucher No.	Invoice No.	Description	Fund Code	Amount Paid
2025-03-07	VIPIN SHARMA	00572285	3752115	BATTERY STOR RBAT; ACT 5576805	Electric Utility-Ops Restrictd	1,427.70
				Total for Payment No.:		1,427.70

Payment No: 032386

Payment Date	Vendor Name	Voucher No.	Invoice No.	Description	Fund Code	Amount Paid
2025-03-07	BURLINGTON SAFETY LAB INC	00572583	48177	TESTING SERVICES	Electric Utility-Ops General	1,401.50
				Total for Payment No.:		1,401.50

Payment No: 724830

Payment Date	Vendor Name	Voucher No.	Invoice No.	Description	Fund Code	Amount Paid
2025-02-14	QTS TRS CMBS, LLC	00570701	224966	YP2502 RACK: 2 POST	Electric Utility-Ops General	160.00
2025-02-14	QTS TRS CMBS, LLC	00570701	224966	YP2502 CARRIER:CONDUIT INRDUCT	Electric Utility-Ops General	1,070.00
				Total for Payment No.:		1,230.00

Payment No: 032232

Payment Date	Vendor Name	Voucher No.	Invoice No.	Description	Fund Code	Amount Paid
2025-02-14	UNITED REFRIGERATION INC	00570896	99984745-00	SVP ICE MACHINE	Electric Utility-Ops General	99.27
				Total for Payment No.:		99.27

Payment No: 725162

Payment Date	Vendor Name	Voucher No.	Invoice No.	Description	Fund Code	Amount Paid
2025-03-07	INTER DISPOSAL CORP OF CA	00571903	5127-000041734	SW-TMBR/TREATD/OLD POLES	Electric Utility-Construction	1,125.97
				Total for Payment No.:		1,125.97

Payment No: 724798

Payment Date	Vendor Name	Voucher No.	Invoice No.	Description	Fund Code	Amount Paid
2025-02-14	[redacted]	00571664	609612	LEGAL SERVICES	[redacted]	[redacted]
				Total for Payment No.:		1,006.61

Payment No: 032184

Payment Date	Vendor Name	Voucher No.	Invoice No.	Description	Fund Code	Amount Paid
2025-02-14	BELL ELECTRICAL SUPPLY, INC.	00570881	5837433	ELECTRIC	Electric Utility-Ops General	184.61
2025-02-14	BELL ELECTRICAL SUPPLY, INC.	00570880	5837434	ELECTRIC	Electric Utility-Ops General	403.89
				Total for Payment No.:		588.50

Payment No: 032381

Payment Date	Vendor Name	Voucher No.	Invoice No.	Description	Fund Code	Amount Paid
2025-03-07	BELL ELECTRICAL SUPPLY, INC.	00571757	5839417	EV CHARGING	Electric Utility-Ops Restrictd	546.72
				Total for Payment No.:		546.72

Payment No: 725197

Payment Date	Vendor Name	Voucher No.	Invoice No.	Description	Fund Code	Amount Paid
2025-03-07	SAFETY-KLEEN SYSTEMS INC	00572654	95790412	PARTS WASHER RENTAL SERVICE	Electric Utility-Ops General	344.36
2025-03-07	SAFETY-KLEEN SYSTEMS INC	00572654	95790412	PARTS WASHER RENTAL SERVICE	Electric Utility-Ops General	27.00
2025-03-07	SAFETY-KLEEN SYSTEMS INC	00572656	95513906	PARTS WASHER RENTAL SERVICE	Electric Utility-Ops General	611.44
2025-03-07	SAFETY-KLEEN SYSTEMS INC	00572656	95513906	PARTS WASHER RENTAL SERVICE	Electric Utility-Ops General	27.00
				Total for Payment No.:		1,009.80

Payment No: 724771

Payment Date	Vendor Name	Voucher No.	Invoice No.	Description	Fund Code	Amount Paid
2025-02-14	PG&E	00571062	3345487577-5 JAN2025	YP2501 ELEC SVC STONY CRK SYS	Electric Utility-Ops General	150.91
2025-02-14	PG&E	00571062	3345487577-5 JAN2025	YP2501 ELEC SVC STONY CRK SYS	Electric Utility-Ops General	86.98
2025-02-14	PG&E	00571062	3345487577-5 JAN2025	YP2501 ELEC SVC STONY CRK SYS	Electric Utility-Ops General	381.92
2025-02-14	PG&E	00571062	3345487577-5 JAN2025	YP2501 ELEC SVC STONY CRK SYS	Electric Utility-Ops General	381.92
				Total for Payment No.:		1,001.73

Payment No: 724836

Payment Date	Vendor Name	Voucher No.	Invoice No.	Description	Fund Code	Amount Paid
2025-02-14	SANTA CLARA CO DEPT OF ROADS	00571455	174601	ENCROCHMENT PERMIT ENC25-0085	Electric Utility-Ops General	1,000.00
				Total for Payment No.:		1,000.00

Payment No: 725199

Payment Date	Vendor Name	Voucher No.	Invoice No.	Description	Fund Code	Amount Paid
2025-03-07	SANTA CLARA CO DEPT OF ROADS	00571780	174701	ENCROCHMENT PERMIT ENC25-0098	Electric Utility-Ops General	1,000.00
				Total for Payment No.:		1,000.00

Payment No: 724786

Payment Date	Vendor Name	Voucher No.	Invoice No.	Description	Fund Code	Amount Paid
2025-02-14	[redacted]	00571665	190606	LEGAL SERVICES - CHANGE ORDER	[redacted]	977.50
				Total for Payment No.:		977.50

Payment No: 032203

Payment Date	Vendor Name	Voucher No.	Invoice No.	Description	Fund Code	Amount Paid
2025-02-14	GMES LLC	00571584	7364993	GLOVE, SMALL GROUND WORKER, YO	Electric Utility-Ops General	157.14

Payment Date	Vendor Name	Voucher No.	Invoice No.	Description	Fund Code	Amount Paid
2025-02-14	GMES LLC	00571493	7361233	SHIPPING	Electric Utility-Ops General	14.19
2025-02-14	GMES LLC	00571493	7361233	GLOVE, SMALL GROUND WORKER, YO	Electric Utility-Ops General	785.70
				Total for Payment No.:		957.03

Payment No: 032176

Payment Date	Vendor Name	Voucher No.	Invoice No.	Description	Fund Code	Amount Paid
2025-02-14	ADVANCED CHEMICAL TRANSPORT	00570870	581182A	2407 HAZ WASTE REMOVAL 7/31/24	Electric Utility-Ops General	2,256.80
2025-02-14	ADVANCED CHEMICAL TRANSPORT	00570872	598989	2410 HAZ WASTE REMOVAL 10/11	Electric Utility-Ops General	1,310.88
2025-02-14	ADVANCED CHEMICAL TRANSPORT	00570872	598989	2410 HAZ WASTE REMOVAL 10/11	Electric Utility-Ops General	184.47
2025-02-14	ADVANCED CHEMICAL TRANSPORT	00570871	SC-10133	CREDIT FOR INVOICE 571586	Electric Utility-Ops General	-2,801.12
				Total for Payment No.:		951.03

Payment No: 725176

Payment Date	Vendor Name	Voucher No.	Invoice No.	Description	Fund Code	Amount Paid
2025-03-07	NINYO & MOORE GEOTECHNICAL	00572780	299020	GEOTECHNICAL OBSERVATION, MATE	Electric Utility-Construction	951.00
				Total for Payment No.:		951.00

Payment No: 724930

Payment Date	Vendor Name	Voucher No.	Invoice No.	Description	Fund Code	Amount Paid
2025-02-21	MKB COMPANY, LLC	00571920	INV21277	PN: PN08-200S20 SILTSOXX ORIGI	Electric Utility-Ops General	381.94
2025-02-21	MKB COMPANY, LLC	00571920	INV21277	ESTIMATED FREIGHT CHARGES	Electric Utility-Ops General	436.50
				Total for Payment No.:		818.44

Payment No: 032209

Payment Date	Vendor Name	Voucher No.	Invoice No.	Description	Fund Code	Amount Paid
2025-02-14	INDUSTRIAL SCIENTIFIC CORP	00571464	2797249	INET EQUIPMENT RENTAL	Electric Utility-Ops General	817.51
				Total for Payment No.:		817.51

Payment No: 724894

Payment Date	Vendor Name	Voucher No.	Invoice No.	Description	Fund Code	Amount Paid
2025-02-21	AT&T	00571362	1180793274	2501 T1.5 MBPS SVC	Electric Utility-Ops General	813.61
				Total for Payment No.:		813.61

Payment No: 032328

Payment Date	Vendor Name	Voucher No.	Invoice No.	Description	Fund Code	Amount Paid
2025-02-28	JP GRAPHICS INC	00572154	104929	CAUTION TAG, YELLOW CARDSTOCK	Electric Utility-Ops General	736.59
				Total for Payment No.:		736.59

Payment No: 032308

Payment Date	Vendor Name	Voucher No.	Invoice No.	Description	Fund Code	Amount Paid
2025-02-28	DATABANK HOLDINGS LTD	00571538	293574	YP2502 5101 LAFAYETTE ST	Electric Utility-Ops General	711.41
				Total for Payment No.:		711.41

Payment No: 032315

Payment Date	Vendor Name	Voucher No.	Invoice No.	Description	Fund Code	Amount Paid
2025-02-28	GRAINGER	00572396	9400531134	Coated Gloves: Medium Smooth,	Electric Utility-Ops General	74.38
2025-02-28	GRAINGER	00572396	9400531134	Coated Gloves: LARGE Smooth, W	Electric Utility-Ops General	74.38
2025-02-28	GRAINGER	00572396	9400531134	Coated Gloves: XL Smooth, Wate	Electric Utility-Ops General	74.38
2025-02-28	GRAINGER	00572399	9402506712	TRASH CAN LINERS 40"x46" 1.5 M	Electric Utility-Ops	232.67

Payment Date	Vendor Name	Voucher No.	Invoice No.	Description	Fund Code	Amount Paid
					General	
2025-02-28	GRAINGER	00572399	9402506712	PADS, ABRASIVE, 6IN X 9IN, GRE	Electric Utility-Ops General	73.33
2025-02-28	GRAINGER	00572399	9402506712	PAINT, SPRAY, SAFETY YELLOW.	Electric Utility-Ops General	48.45
2025-02-28	GRAINGER	00572399	9402506712	PAINT, SPRAY, SAFETY RED AERVO	Electric Utility-Ops General	66.78
2025-02-28	GRAINGER	00571536	9396044860	YP2502 3JZR7 RUBBER BOOT,MEN'S	Electric Utility-Ops General	38.27
2025-02-28	GRAINGER	00571536	9396044860	YP2502 49XW63 WINDSHIELD WASHE	Electric Utility-Ops General	22.98
				Total for Payment No.:		705.62

Payment No: 724775

Payment Date	Vendor Name	Voucher No.	Invoice No.	Description	Fund Code	Amount Paid
2025-02-14	PG&E	00571083	1543429391-4 JAN2025	YP2501 ELEC SVC STONY GORGE	Electric Utility-Ops General	692.69
				Total for Payment No.:		692.69

Payment No: 032288

Payment Date	Vendor Name	Voucher No.	Invoice No.	Description	Fund Code	Amount Paid
2025-02-21	WILLIAMS SCOTSMAN INC	00571241	9022980331	YP2502 40X8 CONTAINER RENT	Electric Utility-Street Lights	589.87
2025-02-21	WILLIAMS SCOTSMAN INC	00571241	9022980331	YP2502 PERSONAL PROPERTY EXP	Electric Utility-Street Lights	23.59
2025-02-21	WILLIAMS SCOTSMAN INC	00571241	9022980331	YP2502 LOCK RENTAL	Electric Utility-Street Lights	47.97
				Total for Payment No.:		661.43

Payment No: 724907

Payment Date	Vendor Name	Voucher No.	Invoice No.	Description	Fund Code	Amount Paid
2025-02-21	D&M TRAFFIC SERVICES	00571987	18509	PAINT, MARKING, FLOURESCENT	Electric Utility-Ops	572.91

Payment Date	Vendor Name	Voucher No.	Invoice No.	Description	Fund Code	Amount Paid
				OR	General	
				Total for Payment No.:		572.91

Payment No: 724811

Payment Date	Vendor Name	Voucher No.	Invoice No.	Description	Fund Code	Amount Paid
2025-02-14	HONG CHEN	00563038	3284150	EV CHRGR REBATE; ACT 80809-02	Electric Utility-Ops Restrictd	550.00
				Total for Payment No.:		550.00

Payment No: 724788

Payment Date	Vendor Name	Voucher No.	Invoice No.	Description	Fund Code	Amount Paid
2025-02-14	CENTRAL COLO, LLC	00571020	CB4716-CI15815	YP2503 FBR PATHWY INNRDUCTS	Electric Utility-Ops General	500.00
				Total for Payment No.:		500.00

Payment No: 725045

Payment Date	Vendor Name	Voucher No.	Invoice No.	Description	Fund Code	Amount Paid
2025-02-28	KRAFT INDUSTRIAL SUPPLY	00571250	39229	YP2501 1/8" NEOPRENE TANK ACCE	Electric Utility-Ops General	475.14
				Total for Payment No.:		475.14

Payment No: 725033

Payment Date	Vendor Name	Voucher No.	Invoice No.	Description	Fund Code	Amount Paid
2025-02-28	GUIDEHOUSE INC	00571523	0100095127	2412 NERC O&P & CIP SERVICES	Electric Utility-Ops General	468.66
				Total for Payment No.:		468.66

Payment No: 725022

Payment Date	Vendor Name	Voucher No.	Invoice No.	Description	Fund Code	Amount Paid
2025-02-28	CRESCO EQUIPMENT RENTALS	00572256	6276342-0001	DVR EQUIPMENT RENTALS	Electric Utility-Ops General	66.78

Payment Date	Vendor Name	Voucher No.	Invoice No.	Description	Fund Code	Amount Paid
				Total for Payment No.:		66.78

Payment No: 725080

Payment Date	Vendor Name	Voucher No.	Invoice No.	Description	Fund Code	Amount Paid
2025-02-28	UNITED SITE SERVICES INC	00572264	INV-5096684	SUBSTATION RENTAL CHARGES	Electric Utility-Ops General	21.84
2025-02-28	UNITED SITE SERVICES INC	00572261	INV-5096759	SUBSTATION RENTAL CHARGES	Electric Utility-Ops General	10.92
2025-02-28	UNITED SITE SERVICES INC	00572264	INV-5096684	SUBSTATION NON-TAXABLE SERVICE	Electric Utility-Ops General	175.00
2025-02-28	UNITED SITE SERVICES INC	00572261	INV-5096759	SUBSTATION NON-TAXABLE SERVICE	Electric Utility-Ops General	90.00
2025-02-28	UNITED SITE SERVICES INC	00572262	INV-5096709	SUBSTATION NON-TAXABLE SERVICE	Electric Utility-Ops General	90.00
2025-02-28	UNITED SITE SERVICES INC	00572262	INV-5096709	SUBSTATION RENTAL CHARGES	Electric Utility-Ops General	10.92
2025-02-28	UNITED SITE SERVICES INC	00572267	INV-5101810	SUBSTATION RENTAL CHARGES	Electric Utility-Ops General	10.92
2025-02-28	UNITED SITE SERVICES INC	00572267	INV-5101810	SUBSTATION NON-TAXABLE SERVICE	Electric Utility-Ops General	55.00
				Total for Payment No.:		464.60

Payment No: 724875

Payment Date	Vendor Name	Voucher No.	Invoice No.	Description	Fund Code	Amount Paid
2025-02-21	WONG, BASIL	00571967	32345FEB2025	NCPA STRATEGIC ISSUES CONF 25	Electric Utility-Ops General	224.40
2025-02-21	WONG, BASIL	00571968	32345FEB2025A	NCPA CAPITOL DAY 2025	Electric Utility-Ops General	238.56
				Total for Payment No.:		462.96

Payment No: 032235

Payment Date	Vendor Name	Voucher No.	Invoice No.	Description	Fund Code	Amount Paid
2025-02-14	VANTAGE DATA CENTERS 6, LLC	00571021	006506	YP2503 CARRIER ACCESS 2897 NW	Electric Utility-Ops General	437.09
				Total for Payment No.:		437.09

Payment No: 032236

Payment Date	Vendor Name	Voucher No.	Invoice No.	Description	Fund Code	Amount Paid
2025-02-14	VANTAGE DATA CENTERS 7, LLC	00571022	006510	YP2503 CARRIER ACCESS(MODULE1)	Electric Utility-Ops General	424.36
				Total for Payment No.:		424.36

Payment No: 032397

Payment Date	Vendor Name	Voucher No.	Invoice No.	Description	Fund Code	Amount Paid
2025-03-07	EFFICIENCY SERVICES GROUP, LLC	00571789	22070	YP2501ADMIN/PRGRM SUPP SRV	Electric Utility-Ops Restrictd	33.50
2025-03-07	EFFICIENCY SERVICES GROUP, LLC	00571789	22070	YP2501ADMIN/PRGRM SUPP SRV	Electric Utility-Ops Restrictd	217.75
2025-03-07	EFFICIENCY SERVICES GROUP, LLC	00571789	22070	YP2501ADMIN/PRGRM SUPP SRV	Electric Utility-Ops Restrictd	169.00
				Total for Payment No.:		420.25

Payment No: 032363

Payment Date	Vendor Name	Voucher No.	Invoice No.	Description	Fund Code	Amount Paid
2025-02-28	WESTERN RENEWABLE ENERGY	00571525	WR48693	2412 DELIVERABILITY-NERC TAG	Electric Utility-Ops General	212.00
2025-02-28	WESTERN RENEWABLE ENERGY	00571525	WR48693	2412 CERTS CREATED	Electric Utility-Ops General	71.36
2025-02-28	WESTERN RENEWABLE ENERGY	00571525	WR48693	ANNUAL ACCOUNT FEE THRU DEC25	Electric Utility-Ops General	125.00
				Total for Payment No.:		408.36

Payment No: 032192

Payment Date	Vendor Name	Voucher No.	Invoice No.	Description	Fund Code	Amount Paid
2025-02-14	CLEARSTAR, INC.	00571072	1528365	SVP NERC background check	Electric Utility-Ops General	65.00
2025-02-14	CLEARSTAR, INC.	00571075	1529294	SVP NERC background check	Electric Utility-Ops General	70.00
2025-02-14	CLEARSTAR, INC.	00571081	1530847	1 SVP NERC Check	Electric Utility-Ops General	58.29
				Total for Payment No.:		193.29

Payment No: 725097

Payment Date	Vendor Name	Voucher No.	Invoice No.	Description	Fund Code	Amount Paid
2025-03-07	SACHIN BAJRACHARYA	00572660	21087FEB2025	RECRUITING AT COLLEGE CAREER F	Electric Utility-Ops General	332.95
				Total for Payment No.:		332.95

Payment No: 032211

Payment Date	Vendor Name	Voucher No.	Invoice No.	Description	Fund Code	Amount Paid
2025-02-14	JACKMAN, ALISON	00571689	35238JAN2025	IN-SERVICE REIMBURSEMENT	Electric Utility-Ops General	331.55
				Total for Payment No.:		331.55

Payment No: 724887

Payment Date	Vendor Name	Voucher No.	Invoice No.	Description	Fund Code	Amount Paid
2025-02-21	PG&E	00571127	2937321050-8 JAN2025A	YP2501 COGEN GAS HEATERS	Electric Utility-Ops General	331.27
				Total for Payment No.:		331.27

Payment No: 724955

Payment Date	Vendor Name	Voucher No.	Invoice No.	Description	Fund Code	Amount Paid
2025-02-21	TJH2B ANALYTICAL SERVICES	00571366	INV7104	SRS ANALYSIS	Electric Utility-Ops General	295.00
				Total for Payment No.:		295.00

Payment No: 032218

Payment Date	Vendor Name	Voucher No.	Invoice No.	Description	Fund Code	Amount Paid
2025-02-14	[redacted]	00571670	438490	LEGAL SERVICES - CHANGE ORDER	[redacted]	[redacted]
				Total for Payment No.:		252.00

Payment No: 032267

Payment Date	Vendor Name	Voucher No.	Invoice No.	Description	Fund Code	Amount Paid
2025-02-21	KATHLEEN SG HUGHES	00571970	8963FEB2025	NCPA STRATEGIC ISSUES CONF 25	Electric Utility-Ops General	245.50
				Total for Payment No.:		245.50

Payment No: 725130

Payment Date	Vendor Name	Voucher No.	Invoice No.	Description	Fund Code	Amount Paid
2025-03-07	BURNS & MCDONNELL WESTERN	00572778	164966-8	CHANGE ORDER 2 ADDITIONAL FABR	Electric Utility-Ops General	241.75
				Total for Payment No.:		241.75

Payment No: 724867

Payment Date	Vendor Name	Voucher No.	Invoice No.	Description	Fund Code	Amount Paid
2025-02-21	DIANA CHAIREZ	00571828	12811FEB2025	BOOT/CLOTHING REIMB 2024-2025	Electric Utility-Ops General	237.00
				Total for Payment No.:		237.00

Payment No: 032205

Payment Date	Vendor Name	Voucher No.	Invoice No.	Description	Fund Code	Amount Paid
2025-02-14	GRAINGER	00571097	9386880323	YP2501 33HR90 GAUGE,COMPOUND,3	Electric Utility-Ops General	235.03
				Total for Payment No.:		235.03

Payment No: 032409

Payment Date	Vendor Name	Voucher No.	Invoice No.	Description	Fund Code	Amount Paid
2025-03-07	KATHLEEN SG HUGHES	00572657	8963FEB2025A	NCPA CAPITOL DAY 2025	Electric Utility-Ops General	233.70
				Total for Payment No.:		233.70

Payment No: 724976

Payment Date	Vendor Name	Voucher No.	Invoice No.	Description	Fund Code	Amount Paid
2025-02-28	JOSEPH BRUZZONE	00560346	25173JUN2024	APPA NATL CONFERENCE 2024	Electric Utility-Ops General	211.25
				Total for Payment No.:		211.25

Payment No: 724895

Payment Date	Vendor Name	Voucher No.	Invoice No.	Description	Fund Code	Amount Paid
2025-02-21	AT&T CALNET	00571361	000022919942	2501 BAN 9391023689	Electric Utility-Ops General	186.78
				Total for Payment No.:		186.78

Payment No: 724776

Payment Date	Vendor Name	Voucher No.	Invoice No.	Description	Fund Code	Amount Paid
2025-02-14	PG&E	00571087	1501762727-2 JAN2025	YP2501 ELEC SVC HGH LINE CNL	Electric Utility-Ops General	167.40
				Total for Payment No.:		167.40

Payment No: 724872

Payment Date	Vendor Name	Voucher No.	Invoice No.	Description	Fund Code	Amount Paid
2025-02-21	PAULO ROCHA	00571921	41546JAN2025	Travel reimbursement	Electric Utility-Ops General	166.72
				Total for Payment No.:		166.72

Payment No: 032195

Payment Date	Vendor Name	Voucher No.	Invoice No.	Description	Fund Code	Amount Paid
2025-02-14	CSG CONSULTANTS INC	00570564	59742	2412 EBUILDR CONSULTNG DEC25	Electric Utility-Ops	131.25

Payment Date	Vendor Name	Voucher No.	Invoice No.	Description	Fund Code	Amount Paid
					General	
				Total for Payment No.:		131.25

Payment No: 724870

Payment Date	Vendor Name	Voucher No.	Invoice No.	Description	Fund Code	Amount Paid
2025-02-21	NICK VAN HAEFTEN	00571972	35235FEB2025	OUWUA MEETING TOUR OF ASSETS	Electric Utility-Ops General	102.00
				Total for Payment No.:		102.00

Payment No: 032324

Payment Date	Vendor Name	Voucher No.	Invoice No.	Description	Fund Code	Amount Paid
2025-02-28	ICE US OTC COMMODITY MARKETS LLC	00572100	0125000868088COR	2501 ENERGY BROKER COMMISSION	Electric Utility-Ops General	90.00
				Total for Payment No.:		90.00

Payment No: 724803

Payment Date	Vendor Name	Voucher No.	Invoice No.	Description	Fund Code	Amount Paid
2025-02-14	FEDERAL EXPRESS	00571100	8-750-71948	YP2501 DVR MISC SHIPPING	Electric Utility-Ops General	79.01
				Total for Payment No.:		79.01

Payment No: 725079

Payment Date	Vendor Name	Voucher No.	Invoice No.	Description	Fund Code	Amount Paid
2025-02-28	UNITED PARCEL SERVICE	00572449	00009882E5065A	DELIVERY CHARGE-ELECTRIC	Electric Utility-Ops General	60.26
				Total for Payment No.:		60.26

Payment No: 724888

Payment Date	Vendor Name	Voucher No.	Invoice No.	Description	Fund Code	Amount Paid
2025-02-21	PG&E	00571354	3219228267-4 JAN2025	YP2501 ELE BENICIA HOUSE	Electric Utility-Ops General	30.32

Payment Date	Vendor Name	Voucher No.	Invoice No.	Description	Fund Code	Amount Paid
				Total for Payment No.:		30.32

Payment No: 724873

Payment Date	Vendor Name	Voucher No.	Invoice No.	Description	Fund Code	Amount Paid
2025-02-21	RACHEL RADDELLHARRIS	00571973	40002FEB2025	NCPA CAPITOL DAY 2025	Electric Utility-Ops General	30.00
				Total for Payment No.:		30.00

Payment No: 724889

Payment Date	Vendor Name	Voucher No.	Invoice No.	Description	Fund Code	Amount Paid
2025-02-21	PG&E	00571355	3135894939-9 JAN2025	YP2501 ELE BENICIA PMPHOU	Electric Utility-Ops General	29.16
				Total for Payment No.:		29.16

Payment No: 725027

Payment Date	Vendor Name	Voucher No.	Invoice No.	Description	Fund Code	Amount Paid
2025-02-28	FEDERAL EXPRESS	00571537	8-756-41998	YP2501 DVR MISC SHIPPING	Electric Utility-Ops General	21.26
				Total for Payment No.:		21.26

Electric Utility Funds Group Total	**30,123,518.77**

Fund Group: All Other City Funds

Payment No: 032191

Payment Date	Vendor Name	Voucher No.	Invoice No.	Description	Fund Code	Amount Paid
2025-02-14	CITY OF SAN JOSE	00571379	1256885	FY24-25 Q3 CAPITAL BILLING	Sewer Utility Construction	879,685.00
2025-02-14	CITY OF SAN JOSE	00571380	1256884	FY24-25 Q3 OPERATIONS & MAINT	Sewer Utility	6,172,908.00
				Total for Payment No.:		7,052,593.00

Payment No: 032420

Payment Date	Vendor Name	Voucher No.	Invoice No.	Description	Fund Code	Amount Paid
2025-03-07	MOONLITE ASSOCIATES LLC	00572820	41746FEB2025	SETTLEMENT OF LITIGATION	Special Liability Insurance	4,300,000.00
				Total for Payment No.:		4,300,000.00

Payment No: 032253

Payment Date	Vendor Name	Voucher No.	Invoice No.	Description	Fund Code	Amount Paid
2025-02-21	CITY OF SAN JOSE	00571432	1257509	FY24-25 Q3 OCT-DEC RECYCLD WTR	Water Recycling Program	2,559,502.89
				Total for Payment No.:		2,559,502.89

Payment No: 032280

Payment Date	Vendor Name	Voucher No.	Invoice No.	Description	Fund Code	Amount Paid
2025-02-21	SANTA CLARA VALLEY WATER	00571433	TI002839	2025 JAN - RINCONADA	Water Utility	513,851.68
2025-02-21	SANTA CLARA VALLEY WATER	00571434	GM105026	2024 DEC - PUMP TAX	Water Utility	1,691,008.56
				Total for Payment No.:		2,204,860.24

Payment No: 032204

Payment Date	Vendor Name	Voucher No.	Invoice No.	Description	Fund Code	Amount Paid
2025-02-14	GOLDEN STATE FIRE APPARATUS	00571719	765709	100% PERFORMANCE BOND	Vehicle Replacement Fund	5,082.00

Payment Date	Vendor Name	Voucher No.	Invoice No.	Description	Fund Code	Amount Paid
2025-02-14	GOLDEN STATE FIRE APPARATUS	00571719	765709	CALIFORNIA TIRE FEE	Vehicle Replacement Fund	14.00
2025-02-14	GOLDEN STATE FIRE APPARATUS	00571719	765709	ONE (1) PIERCE MANUFACTURING I	Vehicle Replacement Fund	2,122,263.00
				Total for Payment No.:		2,127,359.00

Payment No: 003738

Payment Date	Vendor Name	Voucher No.	Invoice No.	Description	Fund Code	Amount Paid
2025-03-07	ELECTRONIC FEDERAL TAX	00572934	02/16/25-03/01/25	DD: FED TAXES W/H B2505	Payroll Liability&ClearingAcct	425,111.16
2025-03-07	ELECTRONIC FEDERAL TAX	00572934	02/16/25-03/01/25	DD: FED TAXES W/H B2505	Payroll Liability&ClearingAcct	425,111.16
2025-03-07	ELECTRONIC FEDERAL TAX	00572934	02/16/25-03/01/25	DD: FED TAXES W/H B2505	Payroll Liability&ClearingAcct	1,162,374.20
				Total for Payment No.:		2,012,596.52

Payment No: 003728

Payment Date	Vendor Name	Voucher No.	Invoice No.	Description	Fund Code	Amount Paid
2025-02-21	ELECTRONIC FEDERAL TAX	00572017	02/02/25-02/15/25	DD: FED TAXES W/H B2504	Payroll Liability&ClearingAcct	1,126,280.92
2025-02-21	ELECTRONIC FEDERAL TAX	00572017	02/02/25-02/15/25	DD: FED TAXES W/H B2504	Payroll Liability&ClearingAcct	411,460.72
2025-02-21	ELECTRONIC FEDERAL TAX	00572017	02/02/25-02/15/25	DD: FED TAXES W/H B2504	Payroll Liability&ClearingAcct	411,460.72
				Total for Payment No.:		1,949,202.36

Payment No: 032439

Payment Date	Vendor Name	Voucher No.	Invoice No.	Description	Fund Code	Amount Paid
2025-03-07	SILICON VALLEY/SANTA CLARA	00572812	35637FEB2025	ADVANCE SCTID FUNDS FOR DMO	Deposit Funds.	1,785,686.00
				Total for Payment No.:		1,785,686.00

Payment No: 003724

Payment Date	Vendor Name	Voucher No.	Invoice No.	Description	Fund Code	Amount Paid
2025-02-12	CAL PERS - PO BOX 1982	00571546	01/05/25-01/18/25	EMPLOYER/EMPLOYEE DED B2502	Payroll Liability&ClearingAcct	598,222.61
2025-02-12	CAL PERS - PO BOX 1982	00571546	01/05/25-01/18/25	EMPLOYER/EMPLOYEE DED B2502	Payroll Liability&ClearingAcct	1,074,744.60
				Total for Payment No.:		1,672,967.21

Payment No: 003736

Payment Date	Vendor Name	Voucher No.	Invoice No.	Description	Fund Code	Amount Paid
2025-03-03	CAL PERS - PO BOX 1982	00572533	02/02/05-02/15/25	EMPLOYER/EMPLOYEE DED B2504	Payroll Liability&ClearingAcct	1,055,753.65
2025-03-03	CAL PERS - PO BOX 1982	00572533	02/02/05-02/15/25	EMPLOYER/EMPLOYEE DED B2504	Payroll Liability&ClearingAcct	588,401.25
				Total for Payment No.:		1,644,154.90

Payment No: 003729

Payment Date	Vendor Name	Voucher No.	Invoice No.	Description	Fund Code	Amount Paid
2025-02-25	CAL PERS - PO BOX 1982	00572310	01/19/25-02/01/25	EMPLOYER/EMPLOYEE DED B2503	Payroll Liability&ClearingAcct	1,054,615.70
2025-02-25	CAL PERS - PO BOX 1982	00572310	01/19/25-02/01/25	EMPLOYER/EMPLOYEE DED B2503	Payroll Liability&ClearingAcct	587,227.81
				Total for Payment No.:		1,641,843.51

Payment No: 003735

Payment Date	Vendor Name	Voucher No.	Invoice No.	Description	Fund Code	Amount Paid
2025-03-06	CAL PERS - HEALTH	00572942	MAR-25	HEALTH INSURANCE PREMIUMS	OPEB Plan Trust Fund	98,342.27
2025-03-06	CAL PERS - HEALTH	00572942	MAR-25	HEALTH INSURANCE PREMIUMS	Payroll Liability&ClearingAcct	1,406,592.34
				Total for Payment No.:		1,504,934.61

Payment No: W25185

Payment Date	Vendor Name	Voucher No.	Invoice No.	Description	Fund Code	Amount Paid
2025-02-12	MISSION TRAIL WASTE SYSTEMS	00571549	1839FEB2025	WT GARBAGE SERVICES JAN2025	Solid Waste Program	246,224.47
2025-02-12	MISSION TRAIL WASTE SYSTEMS	00571549	1839FEB2025	WT GARBAGE SERVICES JAN2025	Solid Waste Program	1,166,462.38
				Total for Payment No.:		1,412,686.85

Payment No: W25204

Payment Date	Vendor Name	Voucher No.	Invoice No.	Description	Fund Code	Amount Paid
2025-03-07	SANTA CLARA CONVENTION CENTER	00572962	2461FEB2025	WT: PREFUND BUDGET EXP APR25	Convention Center Enterprise F	856,921.00
				Total for Payment No.:		856,921.00

Payment No: 724823

Payment Date	Vendor Name	Voucher No.	Invoice No.	Description	Fund Code	Amount Paid
2025-02-14	NATIONAL AUTO FLEET GROUP	00571606	FRT-2939	FREIGHTLINER M2016, CUMMINS L9	Vehicle Replacement Fund	396,232.48
2025-02-14	NATIONAL AUTO FLEET GROUP	00571606	FRT-2939	TIRE TAX	Vehicle Replacement Fund	10.50
2025-02-14	NATIONAL AUTO FLEET GROUP	00571607	FRT-2940	TIRE TAX	Vehicle Replacement Fund	10.50
2025-02-14	NATIONAL AUTO FLEET GROUP	00571607	FRT-2940	Discount	Vehicle Replacement Fund	-18.15
2025-02-14	NATIONAL AUTO FLEET GROUP	00571606	FRT-2939	Discount	Vehicle Replacement Fund	-18.15
2025-02-14	NATIONAL AUTO FLEET GROUP	00571607	FRT-2940	FREIGHTLINER M2016, CUMMINS L9	Vehicle Replacement Fund	396,232.48
				Total for Payment No.:		792,449.66

Payment No: 032320

Payment Date	Vendor Name	Voucher No.	Invoice No.	Description	Fund Code	Amount Paid
2025-02-28	GREENWASTE RECOVERY, INC	00571734	034377-R	RECOLOGY RECYCLE JAN 2025	Solid Waste Program	34,666.89
2025-02-28	GREENWASTE RECOVERY, INC	00571734	034377-R	RECOLOGY RECYCLE JAN 2025	Solid Waste Program	749,090.26
				Total for Payment No.:		783,757.15

Payment No: W25189

Payment Date	Vendor Name	Voucher No.	Invoice No.	Description	Fund Code	Amount Paid
2025-02-19	SFPUC WATER DEPT	00571904	2395JAN2025A	WT: 2025 Jan Water Purchases	Water Utility	733,275.64
				Total for Payment No.:		733,275.64

Payment No: 032426

Payment Date	Vendor Name	Voucher No.	Invoice No.	Description	Fund Code	Amount Paid
2025-03-07	O'GRADY PAVING INC	00572825	8176	CONTINGENCY.	Streets and Highways Capital F	5,486.04
2025-03-07	O'GRADY PAVING INC	00572825	8176	RETENTION	Streets and Highways Capital F	-38,443.10
2025-03-07	O'GRADY PAVING INC	00572825	8176	GREAT AMERICA PARKWAY AND MISS	Streets and Highways Capital F	763,376.00
				Total for Payment No.:		730,418.94

Payment No: W25202

Payment Date	Vendor Name	Voucher No.	Invoice No.	Description	Fund Code	Amount Paid
2025-03-07	NATIONWIDE RETIREMENT SOLUTIONS, INC.	00572947	02/16/25-03/01/25	WT: B2505 DEFERRED COMP	Fringe Benefits	596,830.34
				Total for Payment No.:		596,830.34

Payment No: 003737

Payment Date	Vendor Name	Voucher No.	Invoice No.	Description	Fund Code	Amount Paid
2025-03-07	CA EMPLOYMENT DEVELOPMENT DEPT	00572932	02/16/25-03/01/25	DD: SIT & SDI W/H B2505	Payroll Liability&ClearingAcct	57,795.85
2025-03-07	CA EMPLOYMENT DEVELOPMENT DEPT	00572932	02/16/25-03/01/25	DD: SIT & SDI W/H B2505	Payroll Liability&ClearingAcct	480,081.07
				Total for Payment No.:		537,876.92

Payment No: 003725

Payment Date	Vendor Name	Voucher No.	Invoice No.	Description	Fund Code	Amount Paid
2025-02-21	CA EMPLOYMENT DEVELOPMENT DEPT	00572016	02/02/25-02/15/25	DD: SIT & SDI W/H B2504	Payroll Liability&ClearingAcct	468,620.83

Payment Date	Vendor Name	Voucher No.	Invoice No.	Description	Fund Code	Amount Paid
2025-02-21	CA EMPLOYMENT DEVELOPMENT DEPT	00572016	02/02/25-02/15/25	DD: SIT & SDI W/H B2504	Payroll Liability&ClearingAcct	56,861.24
				Total for Payment No.:		525,482.07

Payment No: W25196

Payment Date	Vendor Name	Voucher No.	Invoice No.	Description	Fund Code	Amount Paid
2025-02-21	NATIONWIDE RETIREMENT SOLUTIONS, INC.	00572041	02/02/25-02/15/25	WT: B2504 DEFERRED COMP	Fringe Benefits	480,056.74
				Total for Payment No.:		480,056.74

Payment No: 032429

Payment Date	Vendor Name	Voucher No.	Invoice No.	Description	Fund Code	Amount Paid
2025-03-07	PARS/GASB 45	00572830	14589MAR2025	MONTHLY CONTRIBUTION MAR 25	OPEB Plan Trust Fund	367,416.00
				Total for Payment No.:		367,416.00

Payment No: 032223

Payment Date	Vendor Name	Voucher No.	Invoice No.	Description	Fund Code	Amount Paid
2025-02-14	PARS/GASB 45	00571547	14589FEB2025	MTHLY CONTRIB PARS/GASB45	OPEB Plan Trust Fund	367,416.00
				Total for Payment No.:		367,416.00

Payment No: 725058

Payment Date	Vendor Name	Voucher No.	Invoice No.	Description	Fund Code	Amount Paid
2025-02-28	RECOLOGY SOUTH BAY	00571633	17365FEB2025	RECYCLING SERVICES JAN 2025	Solid Waste Program	344,415.98
				Total for Payment No.:		344,415.98

Payment No: 032355

Payment Date	Vendor Name	Voucher No.	Invoice No.	Description	Fund Code	Amount Paid
2025-02-28	TENNYSON ELECTRIC LLC	00572407	124008-7	PERMANENT CHANGEABLE MESSAGE S	Streets and Highways Capital F	355,265.18
2025-02-28	TENNYSON ELECTRIC LLC	00572407	124008-7	RETENTION	Streets and Highways	-17,763.25

Payment Date	Vendor Name	Voucher No.	Invoice No.	Description	Fund Code	Amount Paid
					Capital F	
				Total for Payment No.:		337,501.93

Payment No: 724901

Payment Date	Vendor Name	Voucher No.	Invoice No.	Description	Fund Code	Amount Paid
2025-02-21	CA HIGHWAY PATROL	00570961	0000001620466	trfc ctrl Levi's NFL 12082024	General Fund	68,552.22
2025-02-21	CA HIGHWAY PATROL	00570962	0000001620507	trfc ctrl Levi's NFL 12122024	General Fund	63,826.42
2025-02-21	CA HIGHWAY PATROL	00570960	0000001620464	trfc ctrl Levi's NFL 11172024	General Fund	70,085.65
2025-02-21	CA HIGHWAY PATROL	00571027	0000001620514	trfc ctrl Levi's NFL 12302024	General Fund	68,958.11
				Total for Payment No.:		271,422.40

Payment No: 032268

Payment Date	Vendor Name	Voucher No.	Invoice No.	Description	Fund Code	Amount Paid
2025-02-21	KIMLEY-HORN AND ASSOC INC	00571963	30684328	FUNDING: 533-1289-(I)6217.	Streets and Highways Capital F	15,252.76
2025-02-21	KIMLEY-HORN AND ASSOC INC	00571965	30684967	SANTA CLARA VISION ZERO PLAN (	Streets and Highways Capital F	35,850.65
2025-02-21	KIMLEY-HORN AND ASSOC INC	00571963	30684328	AGREEMENT FOR PLANNING PROFESS	Streets and Highways Capital F	117,379.91
2025-02-21	KIMLEY-HORN AND ASSOC INC	00571965	30684967	ADDITIONAL SERVICES.	Streets and Highways Capital F	8,962.66
2025-02-21	KIMLEY-HORN AND ASSOC INC	00571965	30684967	CA OFFICE OF TRAFFIC SAFETY FU	Streets and Highways Capital F	11,281.47
2025-02-21	KIMLEY-HORN AND ASSOC INC	00572002	097083042-1224	TRAFFIC SIGNAL MANAGEMENT SOFT	Streets and Highways Capital F	6,750.00
2025-02-21	KIMLEY-HORN AND ASSOC INC	00572002	097083042-1224	RETENTION	Streets and Highways Capital F	-337.50
2025-02-21	KIMLEY-HORN AND ASSOC INC	00571999	097083042-1024	TRAFFIC SIGNAL MANAGEMENT SOFT	Streets and Highways Capital F	6,348.60
2025-02-21	KIMLEY-HORN AND ASSOC INC	00571999	097083042-1024	RETENTION	Streets and Highways Capital F	-317.43
2025-02-21	KIMLEY-HORN AND ASSOC INC	00572001	097083042-1124	TRAFFIC SIGNAL MANAGEMENT	Streets and Highways	54,410.60

Payment Date	Vendor Name	Voucher No.	Invoice No.	Description	Fund Code	Amount Paid
				SOFT	Capital F	
2025-02-21	KIMLEY-HORN AND ASSOC INC	00572001	097083042-1124	RETENTION	Streets and Highways Capital F	-2,720.53
				Total for Payment No.:		252,861.19

Payment No: 003731

Payment Date	Vendor Name	Voucher No.	Invoice No.	Description	Fund Code	Amount Paid
2025-02-11	JP MORGAN CHASE BANK, N.A. PROCUREMENT	00572428	PC0125FACL	GIH*GLOBALINDUSTRIA (Purchase)	Expendable Trust Funds	142.64
2025-02-11	JP MORGAN CHASE BANK, N.A. PROCUREMENT	00572439	PC0125WATR	AMAZON MKTPL (Purchase)	Water Utility	26.13
2025-02-11	JP MORGAN CHASE BANK, N.A. PROCUREMENT	00572439	PC0125WATR	SQ *D M TRAFFIC SER (Purchase)	Water Utility	60.27
2025-02-11	JP MORGAN CHASE BANK, N.A. PROCUREMENT	00572439	PC0125WATR	UNDERGROUND REPUBLI (Purchase)	Water Utility	583.38
2025-02-11	JP MORGAN CHASE BANK, N.A. PROCUREMENT	00572439	PC0125WATR	AMAZON MKTPL (Purchase)	Water Utility	44.51
2025-02-11	JP MORGAN CHASE BANK, N.A. PROCUREMENT	00572439	PC0125WATR	AMAZON MKTPL (Purchase)	Water Utility	28.36
2025-02-11	JP MORGAN CHASE BANK, N.A. PROCUREMENT	00572439	PC0125WATR	THE HOME DEPOT 063 (Purchase)	Water Utility	180.99
2025-02-11	JP MORGAN CHASE BANK, N.A. PROCUREMENT	00572439	PC0125WATR	IN *SABRE BACKFLOW (Purchase)	Water Utility	169.08
2025-02-11	JP MORGAN CHASE BANK, N.A. PROCUREMENT	00572439	PC0125WATR	AMZN MKTP US (Purchase)	Water Utility	532.05
2025-02-11	JP MORGAN CHASE BANK, N.A. PROCUREMENT	00572439	PC0125WATR	UNDERGROUND REPUBLI (Purchase)	Water Utility	677.50
2025-02-11	JP MORGAN CHASE BANK, N.A. PROCUREMENT	00572439	PC0125WATR	A TOOL SHED INC. - (Purchase)	Water Utility	6.49
2025-02-11	JP MORGAN CHASE BANK, N.A. PROCUREMENT	00572439	PC0125WATR	AMAZON MKTPL (Purchase)	Water Utility	204.05
2025-02-11	JP MORGAN CHASE BANK, N.A. PROCUREMENT	00572439	PC0125WATR	POLLARDWATER.COM 3 (Purchase)	Water Utility	295.23
2025-02-11	JP MORGAN CHASE BANK, N.A.	00572439	PC0125WATR	OPC STATE WB FEE (Purchase)	Water Utility	1.93

Payment Date	Vendor Name	Voucher No.	Invoice No.	Description	Fund Code	Amount Paid
	PROCUREMENT					
2025-02-11	JP MORGAN CHASE BANK, N.A. PROCUREMENT	00572439	PC0125WATR	UNDERGROUND REPUBLI (Purchase)	Water Utility	3,120.98
2025-02-11	JP MORGAN CHASE BANK, N.A. PROCUREMENT	00572439	PC0125WATR	UNDERGROUND REPUBLI (Purchase)	Water Utility	149.14
2025-02-11	JP MORGAN CHASE BANK, N.A. PROCUREMENT	00572439	PC0125WATR	AMAZON MKTPL (Purchase)	Water Utility	19.63
2025-02-11	JP MORGAN CHASE BANK, N.A. PROCUREMENT	00572439	PC0125WATR	TXFUL.CC DRIVING-TE (Purchase)	Water Utility	79.00
2025-02-11	JP MORGAN CHASE BANK, N.A. PROCUREMENT	00572439	PC0125WATR	AMAZON MKTPL (Purchase)	Water Utility	279.28
2025-02-11	JP MORGAN CHASE BANK, N.A. PROCUREMENT	00572439	PC0125WATR	AMAZON MKTPL (Purchase)	Water Utility	635.31
2025-02-11	JP MORGAN CHASE BANK, N.A. PROCUREMENT	00572439	PC0125WATR	STATE WATER BOARD (Purchase)	Water Utility	70.00
2025-02-11	JP MORGAN CHASE BANK, N.A. PROCUREMENT	00572439	PC0125WATR	THE HOME DEPOT 063 (Purchase)	Water Utility	34.79
2025-02-11	JP MORGAN CHASE BANK, N.A. PROCUREMENT	00572439	PC0125WATR	SQ *D M TRAFFIC SER (Purchase)	Water Utility	132.00
2025-02-11	JP MORGAN CHASE BANK, N.A. PROCUREMENT	00572439	PC0125WATR	HARBOR FREIGHT TOOL (Purchase)	Water Utility	58.87
2025-02-11	JP MORGAN CHASE BANK, N.A. PROCUREMENT	00572439	PC0125WATR	HARBOR FREIGHT TOOL (Purchase)	Water Utility	16.36
2025-02-11	JP MORGAN CHASE BANK, N.A. PROCUREMENT	00572439	PC0125WATR	SCP - 36 (Purchase)	Water Utility	3.73
2025-02-11	JP MORGAN CHASE BANK, N.A. PROCUREMENT	00572439	PC0125WATR	COSTCO WHSE 0129 (Purchase)	Water Utility	44.97
2025-02-11	JP MORGAN CHASE BANK, N.A. PROCUREMENT	00572439	PC0125WATR	AMAZON MKTPL (Purchase)	Water Utility	9.58
2025-02-11	JP MORGAN CHASE BANK, N.A. PROCUREMENT	00572431	PC0125HREC	PAYPAL (Purchase)	Water Utility	134.00
2025-02-11	JP MORGAN CHASE BANK, N.A. PROCUREMENT	00572431	PC0125HREC	BCWJ* SINGLE-JOB-PA (Purchase)	Water Utility	80.00
2025-02-11	JP MORGAN CHASE BANK, N.A. PROCUREMENT	00572432	PC0125INFO	BLUEBEAM INC. (Purchase)	Water Utility	130.00

Payment Date	Vendor Name	Voucher No.	Invoice No.	Description	Fund Code	Amount Paid
2025-02-11	JP MORGAN CHASE BANK, N.A. PROCUREMENT	00572429	PC0125FINC	HARBOR FREIGHT TOOL (Purchase)	Water Utility	50.06
2025-02-11	JP MORGAN CHASE BANK, N.A. PROCUREMENT	00572429	PC0125FINC	THE HOME DEPOT 063 (Purchase)	Water Utility	58.53
2025-02-11	JP MORGAN CHASE BANK, N.A. PROCUREMENT	00572434	PC0125PARK	KIRBY BUILT PRODUCT (Purchase)	Cemetery	2,047.31
2025-02-11	JP MORGAN CHASE BANK, N.A. PROCUREMENT	00572434	PC0125PARK	THE HOME DEPOT 063 (Purchase)	Cemetery	108.85
2025-02-11	JP MORGAN CHASE BANK, N.A. PROCUREMENT	00572434	PC0125PARK	KIRBY BUILT PRODUCT (Purchase)	Cemetery	2,048.83
2025-02-11	JP MORGAN CHASE BANK, N.A. PROCUREMENT	00572434	PC0125PARK	AMAZON.COM*ZG3P23Q0 (Purchase)	Cemetery	245.41
2025-02-11	JP MORGAN CHASE BANK, N.A. PROCUREMENT	00572434	PC0125PARK	AMAZON.COM*ZG3S59YE (Purchase)	Cemetery	474.61
2025-02-11	JP MORGAN CHASE BANK, N.A. PROCUREMENT	00572434	PC0125PARK	WESTERN CHAPTER INT (Purchase)	Cemetery	165.00
2025-02-11	JP MORGAN CHASE BANK, N.A. PROCUREMENT	00572434	PC0125PARK	AMZN MKTP US (Purchase)	Cemetery	580.73
2025-02-11	JP MORGAN CHASE BANK, N.A. PROCUREMENT	00572434	PC0125PARK	INTERSTATE TRAFFIC (Purchase)	Cemetery	55.78
2025-02-11	JP MORGAN CHASE BANK, N.A. PROCUREMENT	00572434	PC0125PARK	AMZN MKTP US (Purchase)	Cemetery	570.72
2025-02-11	JP MORGAN CHASE BANK, N.A. PROCUREMENT	00572434	PC0125PARK	AMZN MKTP US (Purchase)	Cemetery	1,161.46
2025-02-11	JP MORGAN CHASE BANK, N.A. PROCUREMENT	00572434	PC0125PARK	THE HOME DEPOT 063 (Purchase)	Cemetery	92.16
2025-02-11	JP MORGAN CHASE BANK, N.A. PROCUREMENT	00572434	PC0125PARK	AMAZON MKTPL (Purchase)	Cemetery	44.34
2025-02-11	JP MORGAN CHASE BANK, N.A. PROCUREMENT	00572434	PC0125PARK	THE HOME DEPOT 063 (Purchase)	Cemetery	354.61
2025-02-11	JP MORGAN CHASE BANK, N.A. PROCUREMENT	00572434	PC0125PARK	AMAZON MKTPL (Purchase)	Cemetery	193.71
2025-02-11	JP MORGAN CHASE BANK, N.A. PROCUREMENT	00572434	PC0125PARK	AMAZON MKTPL (Purchase)	Cemetery	135.10
2025-02-11	JP MORGAN CHASE BANK, N.A.	00572434	PC0125PARK	BLT*INTL E-Z UP (Purchase)	Cemetery	1,558.31

Payment Date	Vendor Name	Voucher No.	Invoice No.	Description	Fund Code	Amount Paid
	PROCUREMENT					
2025-02-11	JP MORGAN CHASE BANK, N.A. PROCUREMENT	00572434	PC0125PARK	THE HOME DEPOT 063 (Purchase)	Cemetery	62.46
2025-02-11	JP MORGAN CHASE BANK, N.A. PROCUREMENT	00572434	PC0125PARK	AMAZON.COM*ZD5CA0BQ (Purchase)	Cemetery	26.45
2025-02-11	JP MORGAN CHASE BANK, N.A. PROCUREMENT	00572434	PC0125PARK	GARDENLAND POWER EQ (Purchase)	Cemetery	212.16
2025-02-11	JP MORGAN CHASE BANK, N.A. PROCUREMENT	00572434	PC0125PARK	AMAZON.COM*Z578R16K (Purchase)	Cemetery	589.12
2025-02-11	JP MORGAN CHASE BANK, N.A. PROCUREMENT	00572427	PC0125ENGN	SANTA CLARA CONV CN (Purchase)	Solid Waste Program	160.00
2025-02-11	JP MORGAN CHASE BANK, N.A. PROCUREMENT	00572431	PC0125HREC	BCWJ* SINGLE-JOB-PA (Purchase)	Water Recycling Program	40.00
2025-02-11	JP MORGAN CHASE BANK, N.A. PROCUREMENT	00572431	PC0125HREC	PAYPAL (Purchase)	Water Recycling Program	67.00
2025-02-11	JP MORGAN CHASE BANK, N.A. PROCUREMENT	00572439	PC0125WATR	HONEY BUCKET (Purchase)	Water Recycling Program	32.00
2025-02-11	JP MORGAN CHASE BANK, N.A. PROCUREMENT	00572437	PC0125CRCP	PACIFIC ESPRESSO (Purchase)	Park and Rec Opr GrantTst Fund	495.51
2025-02-11	JP MORGAN CHASE BANK, N.A. PROCUREMENT	00572417	PC0125BLDG	INT'L CODE COUNCIL (Purchase)	Building New Dvlpmnt Srvc Fee	75.00
2025-02-11	JP MORGAN CHASE BANK, N.A. PROCUREMENT	00572417	PC0125BLDG	SJ MERCURY NEWS CIR (Purchase)	Building New Dvlpmnt Srvc Fee	1.00
2025-02-11	JP MORGAN CHASE BANK, N.A. PROCUREMENT	00572417	PC0125BLDG	FSP*ICC PENINSULA C (Purchase)	Building New Dvlpmnt Srvc Fee	30.00
2025-02-11	JP MORGAN CHASE BANK, N.A. PROCUREMENT	00572417	PC0125BLDG	AMAZON.COM*ZG1AX0L6 (Purchase)	Building New Dvlpmnt Srvc Fee	40.58
2025-02-11	JP MORGAN CHASE BANK, N.A. PROCUREMENT	00572417	PC0125BLDG	VERSADESK.COM (Purchase)	Building New Dvlpmnt Srvc Fee	703.58
2025-02-11	JP MORGAN CHASE BANK, N.A. PROCUREMENT	00572417	PC0125BLDG	AMAZON MKTPL (Purchase)	Building New Dvlpmnt Srvc Fee	46.44
2025-02-11	JP MORGAN CHASE BANK, N.A. PROCUREMENT	00572417	PC0125BLDG	SQ *CODE CHECK (Purchase)	Building New Dvlpmnt Srvc Fee	125.35
2025-02-11	JP MORGAN CHASE BANK, N.A. PROCUREMENT	00572417	PC0125BLDG	INT'L CODE COUNCIL (Purchase)	Building New Dvlpmnt Srvc Fee	110.00

Payment Date	Vendor Name	Voucher No.	Invoice No.	Description	Fund Code	Amount Paid
2025-02-11	JP MORGAN CHASE BANK, N.A. PROCUREMENT	00572417	PC0125BLDG	INT'L CODE COUNCIL (Purchase)	Building New Dvlpmnt Srvc Fee	310.00
2025-02-11	JP MORGAN CHASE BANK, N.A. PROCUREMENT	00572417	PC0125BLDG	UBREAKIFIX SANTA CL (Purchase)	Building New Dvlpmnt Srvc Fee	195.56
2025-02-11	JP MORGAN CHASE BANK, N.A. PROCUREMENT	00572417	PC0125BLDG	INT'L CODE COUNCIL (Purchase)	Building New Dvlpmnt Srvc Fee	75.00
2025-02-11	JP MORGAN CHASE BANK, N.A. PROCUREMENT	00572417	PC0125BLDG	NFPA NATL FIRE PROT (Purchase)	Building New Dvlpmnt Srvc Fee	134.99
2025-02-11	JP MORGAN CHASE BANK, N.A. PROCUREMENT	00572417	PC0125BLDG	SPECIALTYS.COM (Purchase)	Building New Dvlpmnt Srvc Fee	53.87
2025-02-11	JP MORGAN CHASE BANK, N.A. PROCUREMENT	00572417	PC0125BLDG	THE SOURCING GROUP (Purchase)	Building New Dvlpmnt Srvc Fee	70.93
2025-02-11	JP MORGAN CHASE BANK, N.A. PROCUREMENT	00572417	PC0125BLDG	INT'L CODE COUNCIL (Purchase)	Building New Dvlpmnt Srvc Fee	1,800.00
2025-02-11	JP MORGAN CHASE BANK, N.A. PROCUREMENT	00572422	PC0125CMSV	EVENT FEE 2025 HOUS (Purchase)	City Affordable Housing	1,225.00
2025-02-11	JP MORGAN CHASE BANK, N.A. PROCUREMENT	00572436	PC0125POLC	POLICE EXECUTIVE RE (Purchase)	Police Operating Grant Fund	550.00
2025-02-11	JP MORGAN CHASE BANK, N.A. PROCUREMENT	00572417	PC0125BLDG	INT'L CODE COUNCIL (Purchase)	Building Fee Admin Retainage	300.00
2025-02-11	JP MORGAN CHASE BANK, N.A. PROCUREMENT	00572417	PC0125BLDG	CASI* 11588XXX CAS (Purchase)	Building Fee Admin Retainage	75.00
2025-02-11	JP MORGAN CHASE BANK, N.A. PROCUREMENT	00572417	PC0125BLDG	DIV OF THE STATE AR (Purchase)	Building Fee Admin Retainage	100.00
2025-02-11	JP MORGAN CHASE BANK, N.A. PROCUREMENT	00572417	PC0125BLDG	INT'L CODE COUNCIL (Purchase)	Building Fee Admin Retainage	75.00
2025-02-11	JP MORGAN CHASE BANK, N.A. PROCUREMENT	00572427	PC0125ENGN	MHR LNG BECH DWNTWN (Purchase)	Streets and Highways Capital F	936.72
2025-02-11	JP MORGAN CHASE BANK, N.A. PROCUREMENT	00572428	PC0125FACL	REDWOOD FENCE SUPPL (Purchase)	Public Buildings	150.11
2025-02-11	JP MORGAN CHASE BANK, N.A. PROCUREMENT	00572428	PC0125FACL	THE HOME DEPOT 063 (Purchase)	Public Buildings	29.33
2025-02-11	JP MORGAN CHASE BANK, N.A. PROCUREMENT	00572428	PC0125FACL	SHERWIN-WILLIAMS708 (Purchase)	Public Buildings	75.36
2025-02-11	JP MORGAN CHASE BANK, N.A.	00572427	PC0125ENGN	CA DTSC BILLING (Purchase)	Public Buildings	1,830.68

Payment Date	Vendor Name	Voucher No.	Invoice No.	Description	Fund Code	Amount Paid
	PROCUREMENT					
2025-02-11	JP MORGAN CHASE BANK, N.A. PROCUREMENT	00572428	PC0125FACL	THE HOME DEPOT 0630 (Credit)	Public Buildings	-56.44
2025-02-11	JP MORGAN CHASE BANK, N.A. PROCUREMENT	00572428	PC0125FACL	THE HOME DEPOT 063 (Purchase)	Public Buildings	56.44
2025-02-11	JP MORGAN CHASE BANK, N.A. PROCUREMENT	00572428	PC0125FACL	AMAZON MKTPL (Purchase)	Public Buildings	130.92
2025-02-11	JP MORGAN CHASE BANK, N.A. PROCUREMENT	00572428	PC0125FACL	FERGUSON ENT 795 (Purchase)	Public Buildings	26.75
2025-02-11	JP MORGAN CHASE BANK, N.A. PROCUREMENT	00572428	PC0125FACL	90 STANDARD PLUMBIN (Purchase)	Public Buildings	168.43
2025-02-11	JP MORGAN CHASE BANK, N.A. PROCUREMENT	00572422	PC0125CMSV	VCN (Purchase)	H.U.D Capital Projects	26.25
2025-02-11	JP MORGAN CHASE BANK, N.A. PROCUREMENT	00572422	PC0125CMSV	VCN (Purchase)	H.U.D Capital Projects	6.25
2025-02-11	JP MORGAN CHASE BANK, N.A. PROCUREMENT	00572437	PC0125CRCP	AMAZON.COM*Z50I19R4 (Purchase)	General Fund	52.37
2025-02-11	JP MORGAN CHASE BANK, N.A. PROCUREMENT	00572437	PC0125CRCP	AMZN MKTP US (Purchase)	General Fund	42.55
2025-02-11	JP MORGAN CHASE BANK, N.A. PROCUREMENT	00572437	PC0125CRCP	4IMPRINT INC (Purchase)	General Fund	1,566.27
2025-02-11	JP MORGAN CHASE BANK, N.A. PROCUREMENT	00572437	PC0125CRCP	COSTCO DELIVERY 84 (Purchase)	General Fund	970.03
2025-02-11	JP MORGAN CHASE BANK, N.A. PROCUREMENT	00572437	PC0125CRCP	SPROUTS FARMERS MAR (Purchase)	General Fund	53.97
2025-02-11	JP MORGAN CHASE BANK, N.A. PROCUREMENT	00572437	PC0125CRCP	SMART AND FINAL 448 (Purchase)	General Fund	52.78
2025-02-11	JP MORGAN CHASE BANK, N.A. PROCUREMENT	00572437	PC0125CRCP	CPRS (Purchase)	General Fund	145.00
2025-02-11	JP MORGAN CHASE BANK, N.A. PROCUREMENT	00572437	PC0125CRCP	CPRS (Purchase)	General Fund	815.00
2025-02-11	JP MORGAN CHASE BANK, N.A. PROCUREMENT	00572437	PC0125CRCP	AMAZON MKTPL (Purchase)	General Fund	83.62
2025-02-11	JP MORGAN CHASE BANK, N.A. PROCUREMENT	00572437	PC0125CRCP	PREMIER FOOD SAFETY (Purchase)	General Fund	149.00

Payment Date	Vendor Name	Voucher No.	Invoice No.	Description	Fund Code	Amount Paid
2025-02-11	JP MORGAN CHASE BANK, N.A. PROCUREMENT	00572437	PC0125CRCP	AMAZON MKTPL (Purchase)	General Fund	85.56
2025-02-11	JP MORGAN CHASE BANK, N.A. PROCUREMENT	00572437	PC0125CRCP	AMAZON MKTPL (Purchase)	General Fund	38.18
2025-02-11	JP MORGAN CHASE BANK, N.A. PROCUREMENT	00572437	PC0125CRCP	HARRISON MA (Purchase)	General Fund	539.07
2025-02-11	JP MORGAN CHASE BANK, N.A. PROCUREMENT	00572437	PC0125CRCP	AMAZON MKTPL (Purchase)	General Fund	39.23
2025-02-11	JP MORGAN CHASE BANK, N.A. PROCUREMENT	00572437	PC0125CRCP	AMAZON MKTPL (Purchase)	General Fund	45.28
2025-02-11	JP MORGAN CHASE BANK, N.A. PROCUREMENT	00572437	PC0125CRCP	AMAZON.COM*Z52OW39B (Purchase)	General Fund	197.72
2025-02-11	JP MORGAN CHASE BANK, N.A. PROCUREMENT	00572437	PC0125CRCP	AMAZON.COM*Z58YG6JG (Purchase)	General Fund	9.79
2025-02-11	JP MORGAN CHASE BANK, N.A. PROCUREMENT	00572437	PC0125CRCP	AMAZON MKTPL (Purchase)	General Fund	65.44
2025-02-11	JP MORGAN CHASE BANK, N.A. PROCUREMENT	00572437	PC0125CRCP	AMAZON MKTPLACE PMTS (Credit)	General Fund	-42.78
2025-02-11	JP MORGAN CHASE BANK, N.A. PROCUREMENT	00572437	PC0125CRCP	WEISSMAN'S THEATRIC (Purchase)	General Fund	4,640.27
2025-02-11	JP MORGAN CHASE BANK, N.A. PROCUREMENT	00572437	PC0125CRCP	A WISH COME TRUE (Purchase)	General Fund	260.96
2025-02-11	JP MORGAN CHASE BANK, N.A. PROCUREMENT	00572437	PC0125CRCP	AMAZON MKTPLACE PMTS (Credit)	General Fund	-39.23
2025-02-11	JP MORGAN CHASE BANK, N.A. PROCUREMENT	00572437	PC0125CRCP	REVDANCE.TENTH HOUS (Purchase)	General Fund	1,030.19
2025-02-11	JP MORGAN CHASE BANK, N.A. PROCUREMENT	00572437	PC0125CRCP	A WISH COME TRUE (Purchase)	General Fund	856.86
2025-02-11	JP MORGAN CHASE BANK, N.A. PROCUREMENT	00572437	PC0125CRCP	ALIEXPRESS (Purchase)	General Fund	608.74
2025-02-11	JP MORGAN CHASE BANK, N.A. PROCUREMENT	00572437	PC0125CRCP	AMAZON MKTPL (Purchase)	General Fund	9.81
2025-02-11	JP MORGAN CHASE BANK, N.A. PROCUREMENT	00572437	PC0125CRCP	WEISSMAN'S THEATRIC (Purchase)	General Fund	4,285.13
2025-02-11	JP MORGAN CHASE BANK, N.A.	00572437	PC0125CRCP	THE LIFEGUARD STORE (Purchase)	General Fund	1,900.78

Payment Date	Vendor Name	Voucher No.	Invoice No.	Description	Fund Code	Amount Paid
	PROCUREMENT					
2025-02-11	JP MORGAN CHASE BANK, N.A. PROCUREMENT	00572437	PC0125CRCP	THE HOME DEPOT 063 (Purchase)	General Fund	109.09
2025-02-11	JP MORGAN CHASE BANK, N.A. PROCUREMENT	00572437	PC0125CRCP	CPRS (Purchase)	General Fund	70.00
2025-02-11	JP MORGAN CHASE BANK, N.A. PROCUREMENT	00572437	PC0125CRCP	SPROUTS FARMERS MAR (Purchase)	General Fund	24.40
2025-02-11	JP MORGAN CHASE BANK, N.A. PROCUREMENT	00572437	PC0125CRCP	AMAZON MKTPL (Purchase)	General Fund	113.36
2025-02-11	JP MORGAN CHASE BANK, N.A. PROCUREMENT	00572437	PC0125CRCP	FEVOINC*BAYFC (Purchase)	General Fund	50.00
2025-02-11	JP MORGAN CHASE BANK, N.A. PROCUREMENT	00572437	PC0125CRCP	AMAZON.COM*ZD6FB529 (Purchase)	General Fund	71.76
2025-02-11	JP MORGAN CHASE BANK, N.A. PROCUREMENT	00572437	PC0125CRCP	AMAZON MKTPL (Purchase)	General Fund	94.35
2025-02-11	JP MORGAN CHASE BANK, N.A. PROCUREMENT	00572437	PC0125CRCP	SMART AND FINAL 448 (Purchase)	General Fund	22.43
2025-02-11	JP MORGAN CHASE BANK, N.A. PROCUREMENT	00572437	PC0125CRCP	DOMINO'S 7932 (Purchase)	General Fund	85.01
2025-02-11	JP MORGAN CHASE BANK, N.A. PROCUREMENT	00572437	PC0125CRCP	THE HOME DEPOT 064 (Purchase)	General Fund	66.62
2025-02-11	JP MORGAN CHASE BANK, N.A. PROCUREMENT	00572437	PC0125CRCP	AMAZON MKTPL (Purchase)	General Fund	149.28
2025-02-11	JP MORGAN CHASE BANK, N.A. PROCUREMENT	00572437	PC0125CRCP	OMCA* OMCA (Purchase)	General Fund	513.00
2025-02-11	JP MORGAN CHASE BANK, N.A. PROCUREMENT	00572437	PC0125CRCP	AMAZON MKTPL (Purchase)	General Fund	31.54
2025-02-11	JP MORGAN CHASE BANK, N.A. PROCUREMENT	00572437	PC0125CRCP	AMAZON MKTPL (Purchase)	General Fund	67.66
2025-02-11	JP MORGAN CHASE BANK, N.A. PROCUREMENT	00572437	PC0125CRCP	AMAZON MKTPL (Purchase)	General Fund	59.74
2025-02-11	JP MORGAN CHASE BANK, N.A. PROCUREMENT	00572437	PC0125CRCP	AMAZON MKTPL (Purchase)	General Fund	257.80
2025-02-11	JP MORGAN CHASE BANK, N.A. PROCUREMENT	00572437	PC0125CRCP	AMAZON MKTPL (Purchase)	General Fund	109.18

Payment Date	Vendor Name	Voucher No.	Invoice No.	Description	Fund Code	Amount Paid
2025-02-11	JP MORGAN CHASE BANK, N.A. PROCUREMENT	00572437	PC0125CRCP	NOB HILL FOODS 635 (Purchase)	General Fund	6.96
2025-02-11	JP MORGAN CHASE BANK, N.A. PROCUREMENT	00572437	PC0125CRCP	NOB HILL FOODS 635 (Purchase)	General Fund	20.98
2025-02-11	JP MORGAN CHASE BANK, N.A. PROCUREMENT	00572437	PC0125CRCP	AMAZON MKTPL (Purchase)	General Fund	76.28
2025-02-11	JP MORGAN CHASE BANK, N.A. PROCUREMENT	00572437	PC0125CRCP	AMAZON MKTPL (Purchase)	General Fund	42.55
2025-02-11	JP MORGAN CHASE BANK, N.A. PROCUREMENT	00572437	PC0125CRCP	CONCORD THEATRICALS (Purchase)	General Fund	2,788.33
2025-02-11	JP MORGAN CHASE BANK, N.A. PROCUREMENT	00572437	PC0125CRCP	CONCORD THEATRICALS (Purchase)	General Fund	587.00
2025-02-11	JP MORGAN CHASE BANK, N.A. PROCUREMENT	00572437	PC0125CRCP	AMAZON MKTPL (Purchase)	General Fund	23.56
2025-02-11	JP MORGAN CHASE BANK, N.A. PROCUREMENT	00572437	PC0125CRCP	AMAZON MKTPL (Purchase)	General Fund	165.31
2025-02-11	JP MORGAN CHASE BANK, N.A. PROCUREMENT	00572437	PC0125CRCP	AMAZON MKTPL (Purchase)	General Fund	42.55
2025-02-11	JP MORGAN CHASE BANK, N.A. PROCUREMENT	00572437	PC0125CRCP	FX WAREHOUSE (Purchase)	General Fund	51.19
2025-02-11	JP MORGAN CHASE BANK, N.A. PROCUREMENT	00572437	PC0125CRCP	CONCORD THEATRICALS (Purchase)	General Fund	591.14
2025-02-11	JP MORGAN CHASE BANK, N.A. PROCUREMENT	00572437	PC0125CRCP	THE HOME DEPOT 063 (Purchase)	General Fund	2,031.89
2025-02-11	JP MORGAN CHASE BANK, N.A. PROCUREMENT	00572437	PC0125CRCP	AMAZON MKTPL (Purchase)	General Fund	9.36
2025-02-11	JP MORGAN CHASE BANK, N.A. PROCUREMENT	00572437	PC0125CRCP	AMAZON MKTPL (Purchase)	General Fund	440.52
2025-02-11	JP MORGAN CHASE BANK, N.A. PROCUREMENT	00572437	PC0125CRCP	AMAZON MKTPL (Purchase)	General Fund	150.54
2025-02-11	JP MORGAN CHASE BANK, N.A. PROCUREMENT	00572437	PC0125CRCP	AMAZON MKTPL (Purchase)	General Fund	37.04
2025-02-11	JP MORGAN CHASE BANK, N.A. PROCUREMENT	00572437	PC0125CRCP	AMAZON MKTPL (Purchase)	General Fund	161.48
2025-02-11	JP MORGAN CHASE BANK, N.A.	00572437	PC0125CRCP	AMAZON MKTPL (Purchase)	General Fund	200.72

Payment Date	Vendor Name	Voucher No.	Invoice No.	Description	Fund Code	Amount Paid
	PROCUREMENT					
2025-02-11	JP MORGAN CHASE BANK, N.A. PROCUREMENT	00572437	PC0125CRCP	AMAZON MKTPL (Purchase)	General Fund	73.63
2025-02-11	JP MORGAN CHASE BANK, N.A. PROCUREMENT	00572437	PC0125CRCP	PAYPAL (Purchase)	General Fund	211.02
2025-02-11	JP MORGAN CHASE BANK, N.A. PROCUREMENT	00572437	PC0125CRCP	AMZN MKTP US (Purchase)	General Fund	39.27
2025-02-11	JP MORGAN CHASE BANK, N.A. PROCUREMENT	00572437	PC0125CRCP	AMAZON MKTPL (Purchase)	General Fund	65.44
2025-02-11	JP MORGAN CHASE BANK, N.A. PROCUREMENT	00572437	PC0125CRCP	AMZN MKTP US (Purchase)	General Fund	173.01
2025-02-11	JP MORGAN CHASE BANK, N.A. PROCUREMENT	00572437	PC0125CRCP	AMZN MKTP US (Purchase)	General Fund	317.45
2025-02-11	JP MORGAN CHASE BANK, N.A. PROCUREMENT	00572437	PC0125CRCP	AMAZON MKTPL (Purchase)	General Fund	141.82
2025-02-11	JP MORGAN CHASE BANK, N.A. PROCUREMENT	00572437	PC0125CRCP	AMAZON MKTPL (Purchase)	General Fund	80.74
2025-02-11	JP MORGAN CHASE BANK, N.A. PROCUREMENT	00572437	PC0125CRCP	AMAZON MKTPL (Purchase)	General Fund	484.44
2025-02-11	JP MORGAN CHASE BANK, N.A. PROCUREMENT	00572437	PC0125CRCP	AMAZON MKTPL (Purchase)	General Fund	258.87
2025-02-11	JP MORGAN CHASE BANK, N.A. PROCUREMENT	00572437	PC0125CRCP	FEDEX (Purchase)	General Fund	75.30
2025-02-11	JP MORGAN CHASE BANK, N.A. PROCUREMENT	00572437	PC0125CRCP	AMAZON MKTPL (Purchase)	General Fund	120.92
2025-02-11	JP MORGAN CHASE BANK, N.A. PROCUREMENT	00572437	PC0125CRCP	AMAZON MKTPL (Purchase)	General Fund	49.08
2025-02-11	JP MORGAN CHASE BANK, N.A. PROCUREMENT	00572437	PC0125CRCP	AMAZON MKTPL (Purchase)	General Fund	63.04
2025-02-11	JP MORGAN CHASE BANK, N.A. PROCUREMENT	00572437	PC0125CRCP	LIGHTBULBSURPLUS.CO (Purchase)	General Fund	66.58
2025-02-11	JP MORGAN CHASE BANK, N.A. PROCUREMENT	00572437	PC0125CRCP	AMAZON MKTPL (Purchase)	General Fund	76.36
2025-02-11	JP MORGAN CHASE BANK, N.A. PROCUREMENT	00572438	PC0125STRT	CASQA (Purchase)	General Fund	155.00

Payment Date	Vendor Name	Voucher No.	Invoice No.	Description	Fund Code	Amount Paid
2025-02-11	JP MORGAN CHASE BANK, N.A. PROCUREMENT	00572437	PC0125CRCP	AMAZON MKTPL (Purchase)	General Fund	22.89
2025-02-11	JP MORGAN CHASE BANK, N.A. PROCUREMENT	00572437	PC0125CRCP	AMAZON MKTPL (Purchase)	General Fund	43.64
2025-02-11	JP MORGAN CHASE BANK, N.A. PROCUREMENT	00572437	PC0125CRCP	AMAZON MKTPL (Purchase)	General Fund	21.81
2025-02-11	JP MORGAN CHASE BANK, N.A. PROCUREMENT	00572437	PC0125CRCP	AMAZON MKTPL (Purchase)	General Fund	80.74
2025-02-11	JP MORGAN CHASE BANK, N.A. PROCUREMENT	00572437	PC0125CRCP	AMAZON MKTPL (Purchase)	General Fund	40.37
2025-02-11	JP MORGAN CHASE BANK, N.A. PROCUREMENT	00572438	PC0125STRT	CASQA (Purchase)	General Fund	220.00
2025-02-11	JP MORGAN CHASE BANK, N.A. PROCUREMENT	00572438	PC0125STRT	THE HOME DEPOT 063 (Purchase)	General Fund	676.54
2025-02-11	JP MORGAN CHASE BANK, N.A. PROCUREMENT	00572438	PC0125STRT	CITY OF SANTA CLARA (Purchase)	General Fund	731.34
2025-02-11	JP MORGAN CHASE BANK, N.A. PROCUREMENT	00572438	PC0125STRT	CITY OF SANTA CLARA (Purchase)	General Fund	731.35
2025-02-11	JP MORGAN CHASE BANK, N.A. PROCUREMENT	00572438	PC0125STRT	THE HOME DEPOT 063 (Purchase)	General Fund	32.69
2025-02-11	JP MORGAN CHASE BANK, N.A. PROCUREMENT	00572438	PC0125STRT	ISA (Purchase)	General Fund	245.00
2025-02-11	JP MORGAN CHASE BANK, N.A. PROCUREMENT	00572438	PC0125STRT	AMZN MKTP US (Purchase)	General Fund	18.26
2025-02-11	JP MORGAN CHASE BANK, N.A. PROCUREMENT	00572438	PC0125STRT	THE HOME DEPOT 063 (Purchase)	General Fund	23.94
2025-02-11	JP MORGAN CHASE BANK, N.A. PROCUREMENT	00572438	PC0125STRT	ISA (Purchase)	General Fund	75.00
2025-02-11	JP MORGAN CHASE BANK, N.A. PROCUREMENT	00572438	PC0125STRT	THE HOME DEPOT 063 (Purchase)	General Fund	119.48
2025-02-11	JP MORGAN CHASE BANK, N.A. PROCUREMENT	00572438	PC0125STRT	AMAZON MKTPL (Purchase)	General Fund	20.68
2025-02-11	JP MORGAN CHASE BANK, N.A. PROCUREMENT	00572438	PC0125STRT	INTERNATIONAL MUNIC (Purchase)	General Fund	510.00
2025-02-11	JP MORGAN CHASE BANK, N.A.	00572438	PC0125STRT	WP*SUNRISENV.COM (Purchase)	General Fund	443.89

Payment Date	Vendor Name	Voucher No.	Invoice No.	Description	Fund Code	Amount Paid
	PROCUREMENT					
2025-02-11	JP MORGAN CHASE BANK, N.A. PROCUREMENT	00572438	PC0125STRT	AMAZON MKTPL (Purchase)	General Fund	16.90
2025-02-11	JP MORGAN CHASE BANK, N.A. PROCUREMENT	00572438	PC0125STRT	THE HOME DEPOT 063 (Purchase)	General Fund	34.92
2025-02-11	JP MORGAN CHASE BANK, N.A. PROCUREMENT	00572438	PC0125STRT	AMAZON.COM*ZD69O8LJ (Purchase)	General Fund	39.90
2025-02-11	JP MORGAN CHASE BANK, N.A. PROCUREMENT	00572438	PC0125STRT	FLAGSEXPRES (Purchase)	General Fund	181.63
2025-02-11	JP MORGAN CHASE BANK, N.A. PROCUREMENT	00572438	PC0125STRT	THE HOME DEPOT 063 (Purchase)	General Fund	69.81
2025-02-11	JP MORGAN CHASE BANK, N.A. PROCUREMENT	00572438	PC0125STRT	AMAZON.COM*Z57T882P (Purchase)	General Fund	353.06
2025-02-11	JP MORGAN CHASE BANK, N.A. PROCUREMENT	00572438	PC0125STRT	AMAZON MKTPL (Purchase)	General Fund	29.45
2025-02-11	JP MORGAN CHASE BANK, N.A. PROCUREMENT	00572438	PC0125STRT	ETRAINTODAY.COM (Purchase)	General Fund	138.00
2025-02-11	JP MORGAN CHASE BANK, N.A. PROCUREMENT	00572438	PC0125STRT	THE HOME DEPOT 063 (Purchase)	General Fund	34.66
2025-02-11	JP MORGAN CHASE BANK, N.A. PROCUREMENT	00572438	PC0125STRT	AMAZON MKTPL (Purchase)	General Fund	150.28
2025-02-11	JP MORGAN CHASE BANK, N.A. PROCUREMENT	00572438	PC0125STRT	AMAZON.COM*Z57QA63X (Purchase)	General Fund	176.53
2025-02-11	JP MORGAN CHASE BANK, N.A. PROCUREMENT	00572438	PC0125STRT	AMAZON.COM*ZG3RO1F0 (Purchase)	General Fund	187.13
2025-02-11	JP MORGAN CHASE BANK, N.A. PROCUREMENT	00572438	PC0125STRT	AMAZON MKTPL (Purchase)	General Fund	268.75
2025-02-11	JP MORGAN CHASE BANK, N.A. PROCUREMENT	00572438	PC0125STRT	AMZN MKTP US (Purchase)	General Fund	311.01
2025-02-11	JP MORGAN CHASE BANK, N.A. PROCUREMENT	00572436	PC0125POLC	FS *FINEPRINT (Purchase)	General Fund	15.00
2025-02-11	JP MORGAN CHASE BANK, N.A. PROCUREMENT	00572436	PC0125POLC	FASTRAK VIOLATION C (Purchase)	General Fund	10.70
2025-02-11	JP MORGAN CHASE BANK, N.A. PROCUREMENT	00572436	PC0125POLC	AMAZON MKTPL (Purchase)	General Fund	32.61

Payment Date	Vendor Name	Voucher No.	Invoice No.	Description	Fund Code	Amount Paid
2025-02-11	JP MORGAN CHASE BANK, N.A. PROCUREMENT	00572436	PC0125POLC	FASTRAK VIOLATION C (Purchase)	General Fund	12.40
2025-02-11	JP MORGAN CHASE BANK, N.A. PROCUREMENT	00572436	PC0125POLC	FS *FINEPRINT (Purchase)	General Fund	54.00
2025-02-11	JP MORGAN CHASE BANK, N.A. PROCUREMENT	00572436	PC0125POLC	TST*GREENLEES BAKER (Purchase)	General Fund	184.27
2025-02-11	JP MORGAN CHASE BANK, N.A. PROCUREMENT	00572436	PC0125POLC	WWW COSTCO COM (Purchase)	General Fund	129.98
2025-02-11	JP MORGAN CHASE BANK, N.A. PROCUREMENT	00572436	PC0125POLC	SP MBM CORPORATION (Purchase)	General Fund	215.00
2025-02-11	JP MORGAN CHASE BANK, N.A. PROCUREMENT	00572436	PC0125POLC	AMAZON MKTPL (Purchase)	General Fund	172.80
2025-02-11	JP MORGAN CHASE BANK, N.A. PROCUREMENT	00572436	PC0125POLC	AMZN MKTP US (Purchase)	General Fund	24.96
2025-02-11	JP MORGAN CHASE BANK, N.A. PROCUREMENT	00572436	PC0125POLC	AMAZON.COM*ZP35C2BI (Purchase)	General Fund	244.80
2025-02-11	JP MORGAN CHASE BANK, N.A. PROCUREMENT	00572436	PC0125POLC	ZOOM.COM 888-799-96 (Purchase)	General Fund	168.00
2025-02-11	JP MORGAN CHASE BANK, N.A. PROCUREMENT	00572436	PC0125POLC	AMAZON.COM*ZD76I3QO (Purchase)	General Fund	4.50
2025-02-11	JP MORGAN CHASE BANK, N.A. PROCUREMENT	00572436	PC0125POLC	AMAZON MKTPL (Purchase)	General Fund	39.72
2025-02-11	JP MORGAN CHASE BANK, N.A. PROCUREMENT	00572436	PC0125POLC	AMZN MKTP US (Purchase)	General Fund	94.27
2025-02-11	JP MORGAN CHASE BANK, N.A. PROCUREMENT	00572436	PC0125POLC	CYCLE GEAR INC. (Purchase)	General Fund	371.01
2025-02-11	JP MORGAN CHASE BANK, N.A. PROCUREMENT	00572436	PC0125POLC	AMAZON.COM*Z51F975G (Purchase)	General Fund	27.26
2025-02-11	JP MORGAN CHASE BANK, N.A. PROCUREMENT	00572436	PC0125POLC	AMZN MKTP US (Purchase)	General Fund	17.45
2025-02-11	JP MORGAN CHASE BANK, N.A. PROCUREMENT	00572436	PC0125POLC	BWY*FBINAA NATL OFF (Purchase)	General Fund	130.00
2025-02-11	JP MORGAN CHASE BANK, N.A. PROCUREMENT	00572436	PC0125POLC	AMZN MKTP US (Purchase)	General Fund	251.81
2025-02-11	JP MORGAN CHASE BANK, N.A.	00572436	PC0125POLC	AMAZON MKTPL (Purchase)	General Fund	68.95

Payment Date	Vendor Name	Voucher No.	Invoice No.	Description	Fund Code	Amount Paid
	PROCUREMENT					
2025-02-11	JP MORGAN CHASE BANK, N.A. PROCUREMENT	00572436	PC0125POLC	AMAZON MKTPL (Purchase)	General Fund	60.44
2025-02-11	JP MORGAN CHASE BANK, N.A. PROCUREMENT	00572436	PC0125POLC	BWY*FBINAA NATL OFF (Purchase)	General Fund	130.00
2025-02-11	JP MORGAN CHASE BANK, N.A. PROCUREMENT	00572436	PC0125POLC	AMAZON MKTPL (Purchase)	General Fund	10.57
2025-02-11	JP MORGAN CHASE BANK, N.A. PROCUREMENT	00572436	PC0125POLC	AMAZON MKTPL (Purchase)	General Fund	80.20
2025-02-11	JP MORGAN CHASE BANK, N.A. PROCUREMENT	00572436	PC0125POLC	FASTRAK CSC (Purchase)	General Fund	25.00
2025-02-11	JP MORGAN CHASE BANK, N.A. PROCUREMENT	00572436	PC0125POLC	BWY*FBINAA NATL OFF (Purchase)	General Fund	130.00
2025-02-11	JP MORGAN CHASE BANK, N.A. PROCUREMENT	00572436	PC0125POLC	SQ *WILLOW GLEN ART (Purchase)	General Fund	509.39
2025-02-11	JP MORGAN CHASE BANK, N.A. PROCUREMENT	00572436	PC0125POLC	AMAZON MKTPL (Purchase)	General Fund	85.54
2025-02-11	JP MORGAN CHASE BANK, N.A. PROCUREMENT	00572436	PC0125POLC	AMAZON MKTPL (Purchase)	General Fund	93.34
2025-02-11	JP MORGAN CHASE BANK, N.A. PROCUREMENT	00572436	PC0125POLC	AMAZON MKTPL (Purchase)	General Fund	31.40
2025-02-11	JP MORGAN CHASE BANK, N.A. PROCUREMENT	00572436	PC0125POLC	PACKTRACK (Purchase)	General Fund	140.00
2025-02-11	JP MORGAN CHASE BANK, N.A. PROCUREMENT	00572436	PC0125POLC	AMAZON MKTPL (Purchase)	General Fund	28.36
2025-02-11	JP MORGAN CHASE BANK, N.A. PROCUREMENT	00572436	PC0125POLC	AMAZON MKTPL (Purchase)	General Fund	361.31
2025-02-11	JP MORGAN CHASE BANK, N.A. PROCUREMENT	00572436	PC0125POLC	AMAZON.COM*Z57BO72X (Purchase)	General Fund	78.52
2025-02-11	JP MORGAN CHASE BANK, N.A. PROCUREMENT	00572436	PC0125POLC	AMAZON MKTPL (Purchase)	General Fund	17.89
2025-02-11	JP MORGAN CHASE BANK, N.A. PROCUREMENT	00572436	PC0125POLC	CALIFORNIA RESERVE (Purchase)	General Fund	2,500.00
2025-02-11	JP MORGAN CHASE BANK, N.A. PROCUREMENT	00572436	PC0125POLC	DD *DOORDASH ERIKSD (Purchase)	General Fund	72.05

Payment Date	Vendor Name	Voucher No.	Invoice No.	Description	Fund Code	Amount Paid
2025-02-11	JP MORGAN CHASE BANK, N.A. PROCUREMENT	00572436	PC0125POLC	IN *BAY AREA PL SER (Purchase)	General Fund	1,050.00
2025-02-11	JP MORGAN CHASE BANK, N.A. PROCUREMENT	00572436	PC0125POLC	AMAZON.COM*ZD0QZ1VR (Purchase)	General Fund	32.73
2025-02-11	JP MORGAN CHASE BANK, N.A. PROCUREMENT	00572436	PC0125POLC	DD *DOORDASH HIRONO (Purchase)	General Fund	165.17
2025-02-11	JP MORGAN CHASE BANK, N.A. PROCUREMENT	00572436	PC0125POLC	DD *DOORDASH THESTA (Purchase)	General Fund	105.99
2025-02-11	JP MORGAN CHASE BANK, N.A. PROCUREMENT	00572436	PC0125POLC	AMAZON.COM*ZC1LD8B2 (Purchase)	General Fund	223.24
2025-02-11	JP MORGAN CHASE BANK, N.A. PROCUREMENT	00572436	PC0125POLC	AMAZON MKTPL (Purchase)	General Fund	4.82
2025-02-11	JP MORGAN CHASE BANK, N.A. PROCUREMENT	00572436	PC0125POLC	AMAZON MKTPL (Purchase)	General Fund	204.06
2025-02-11	JP MORGAN CHASE BANK, N.A. PROCUREMENT	00572436	PC0125POLC	AMAZON MKTPL (Purchase)	General Fund	22.91
2025-02-11	JP MORGAN CHASE BANK, N.A. PROCUREMENT	00572436	PC0125POLC	IN *LAW ENFORCEMENT (Purchase)	General Fund	400.00
2025-02-11	JP MORGAN CHASE BANK, N.A. PROCUREMENT	00572436	PC0125POLC	DD *DOORDASH MENDOC (Purchase)	General Fund	74.73
2025-02-11	JP MORGAN CHASE BANK, N.A. PROCUREMENT	00572436	PC0125POLC	DD *DOORDASH JACKSR (Purchase)	General Fund	93.33
2025-02-11	JP MORGAN CHASE BANK, N.A. PROCUREMENT	00572436	PC0125POLC	DD *DOORDASH MENDOC (Purchase)	General Fund	122.09
2025-02-11	JP MORGAN CHASE BANK, N.A. PROCUREMENT	00572436	PC0125POLC	DD *DOORDASH OPAAUT (Purchase)	General Fund	156.74
2025-02-11	JP MORGAN CHASE BANK, N.A. PROCUREMENT	00572436	PC0125POLC	AMAZON MKTPL (Purchase)	General Fund	45.27
2025-02-11	JP MORGAN CHASE BANK, N.A. PROCUREMENT	00572436	PC0125POLC	DD *DOORDASH EATALY (Purchase)	General Fund	148.26
2025-02-11	JP MORGAN CHASE BANK, N.A. PROCUREMENT	00572436	PC0125POLC	DD *DOORDASH THEGOO (Purchase)	General Fund	79.49
2025-02-11	JP MORGAN CHASE BANK, N.A. PROCUREMENT	00572436	PC0125POLC	DD *DOORDASH PIZZAA (Purchase)	General Fund	235.39
2025-02-11	JP MORGAN CHASE BANK, N.A.	00572436	PC0125POLC	DD *DOORDASH EUREKA	General Fund	135.00

Payment Date	Vendor Name	Voucher No.	Invoice No.	Description	Fund Code	Amount Paid
	PROCUREMENT			(Purchase)		
2025-02-11	JP MORGAN CHASE BANK, N.A. PROCUREMENT	00572436	PC0125POLC	DD *DOORDASH EATALY (Purchase)	General Fund	135.88
2025-02-11	JP MORGAN CHASE BANK, N.A. PROCUREMENT	00572436	PC0125POLC	DD *DOORDASH JASMIN (Purchase)	General Fund	123.06
2025-02-11	JP MORGAN CHASE BANK, N.A. PROCUREMENT	00572436	PC0125POLC	AMAZON.COM*ZD6BW4FU (Purchase)	General Fund	64.10
2025-02-11	JP MORGAN CHASE BANK, N.A. PROCUREMENT	00572436	PC0125POLC	AMAZON.COM*ZD3FB0PE (Purchase)	General Fund	22.89
2025-02-11	JP MORGAN CHASE BANK, N.A. PROCUREMENT	00572436	PC0125POLC	DD *DOORDASH JACKSR (Purchase)	General Fund	168.65
2025-02-11	JP MORGAN CHASE BANK, N.A. PROCUREMENT	00572436	PC0125POLC	DD *DOORDASH LAZYDO (Purchase)	General Fund	136.76
2025-02-11	JP MORGAN CHASE BANK, N.A. PROCUREMENT	00572436	PC0125POLC	DD *DOORDASH SAUCED (Purchase)	General Fund	161.43
2025-02-11	JP MORGAN CHASE BANK, N.A. PROCUREMENT	00572436	PC0125POLC	AMAZON.COM*ZD9D95PJ (Purchase)	General Fund	22.89
2025-02-11	JP MORGAN CHASE BANK, N.A. PROCUREMENT	00572436	PC0125POLC	DD *DOORDASH IKESLO (Purchase)	General Fund	86.66
2025-02-11	JP MORGAN CHASE BANK, N.A. PROCUREMENT	00572436	PC0125POLC	INTOXIMETERS INC (Purchase)	General Fund	378.37
2025-02-11	JP MORGAN CHASE BANK, N.A. PROCUREMENT	00572436	PC0125POLC	AMAZON.COM*ZD7H267D (Purchase)	General Fund	50.69
2025-02-11	JP MORGAN CHASE BANK, N.A. PROCUREMENT	00572436	PC0125POLC	AMAZON.COM*ZG1335DN (Purchase)	General Fund	38.36
2025-02-11	JP MORGAN CHASE BANK, N.A. PROCUREMENT	00572436	PC0125POLC	AMAZON.COM*ZC5RU7DI (Purchase)	General Fund	7.16
2025-02-11	JP MORGAN CHASE BANK, N.A. PROCUREMENT	00572436	PC0125POLC	FASTRAK VIOLATION C (Purchase)	General Fund	24.25
2025-02-11	JP MORGAN CHASE BANK, N.A. PROCUREMENT	00572436	PC0125POLC	FASTRAK VIOLATION C (Purchase)	General Fund	13.00
2025-02-11	JP MORGAN CHASE BANK, N.A. PROCUREMENT	00572436	PC0125POLC	DMI* DELL BUS ONLIN (Purchase)	General Fund	365.10
2025-02-11	JP MORGAN CHASE BANK, N.A. PROCUREMENT	00572436	PC0125POLC	UPS (Purchase)	General Fund	14.75

Payment Date	Vendor Name	Voucher No.	Invoice No.	Description	Fund Code	Amount Paid
2025-02-11	JP MORGAN CHASE BANK, N.A. PROCUREMENT	00572436	PC0125POLC	UPS (Purchase)	General Fund	14.75
2025-02-11	JP MORGAN CHASE BANK, N.A. PROCUREMENT	00572436	PC0125POLC	UPS (Purchase)	General Fund	111.64
2025-02-11	JP MORGAN CHASE BANK, N.A. PROCUREMENT	00572436	PC0125POLC	UPS (Purchase)	General Fund	111.64
2025-02-11	JP MORGAN CHASE BANK, N.A. PROCUREMENT	00572436	PC0125POLC	MAGGIANOS SAN JOSE (Purchase)	General Fund	480.00
2025-02-11	JP MORGAN CHASE BANK, N.A. PROCUREMENT	00572436	PC0125POLC	ULINE (Purchase)	General Fund	1,018.20
2025-02-11	JP MORGAN CHASE BANK, N.A. PROCUREMENT	00572436	PC0125POLC	GRAMMARLY CO (Purchase)	General Fund	75.00
2025-02-11	JP MORGAN CHASE BANK, N.A. PROCUREMENT	00572437	PC0125CRCP	IN *SANCRA SOUTHERN (Purchase)	General Fund	70.00
2025-02-11	JP MORGAN CHASE BANK, N.A. PROCUREMENT	00572437	PC0125CRCP	SHINE DRY CLEANING (Purchase)	General Fund	128.00
2025-02-11	JP MORGAN CHASE BANK, N.A. PROCUREMENT	00572437	PC0125CRCP	DBC (Purchase)	General Fund	432.92
2025-02-11	JP MORGAN CHASE BANK, N.A. PROCUREMENT	00572437	PC0125CRCP	THE CERAMIC SHOP (Purchase)	General Fund	251.29
2025-02-11	JP MORGAN CHASE BANK, N.A. PROCUREMENT	00572436	PC0125POLC	SAFEWAY 0763 (Purchase)	General Fund	10.38
2025-02-11	JP MORGAN CHASE BANK, N.A. PROCUREMENT	00572436	PC0125POLC	TST* ARMADILLO WILL (Purchase)	General Fund	504.29
2025-02-11	JP MORGAN CHASE BANK, N.A. PROCUREMENT	00572436	PC0125POLC	LC ACTION POLICE SU (Purchase)	General Fund	141.86
2025-02-11	JP MORGAN CHASE BANK, N.A. PROCUREMENT	00572436	PC0125POLC	AMAZON MKTPL (Purchase)	General Fund	39.84
2025-02-11	JP MORGAN CHASE BANK, N.A. PROCUREMENT	00572437	PC0125CRCP	CPRS (Purchase)	General Fund	150.00
2025-02-11	JP MORGAN CHASE BANK, N.A. PROCUREMENT	00572437	PC0125CRCP	SQ *CLAY PLANET CER (Purchase)	General Fund	32.74
2025-02-11	JP MORGAN CHASE BANK, N.A. PROCUREMENT	00572437	PC0125CRCP	WHP* O 2124 (Purchase)	General Fund	14.00
2025-02-11	JP MORGAN CHASE BANK, N.A.	00572437	PC0125CRCP	AMZN MKTP US (Purchase)	General Fund	19.08

Payment Date	Vendor Name	Voucher No.	Invoice No.	Description	Fund Code	Amount Paid
	PROCUREMENT					
2025-02-11	JP MORGAN CHASE BANK, N.A. PROCUREMENT	00572437	PC0125CRCP	AMAZON MKTPL (Purchase)	General Fund	21.34
2025-02-11	JP MORGAN CHASE BANK, N.A. PROCUREMENT	00572437	PC0125CRCP	TARGET 00028 (Purchase)	General Fund	26.16
2025-02-11	JP MORGAN CHASE BANK, N.A. PROCUREMENT	00572437	PC0125CRCP	AMAZON.COM*ZG3HF126 (Purchase)	General Fund	53.76
2025-02-11	JP MORGAN CHASE BANK, N.A. PROCUREMENT	00572437	PC0125CRCP	AMAZON MKTPLACE PMTS (Credit)	General Fund	-10.80
2025-02-11	JP MORGAN CHASE BANK, N.A. PROCUREMENT	00572437	PC0125CRCP	COSTCO WHSE 0129 (Purchase)	General Fund	271.83
2025-02-11	JP MORGAN CHASE BANK, N.A. PROCUREMENT	00572437	PC0125CRCP	THE HOME DEPOT 063 (Purchase)	LawrenceStation MaintenanceCFD	143.83
2025-02-11	JP MORGAN CHASE BANK, N.A. PROCUREMENT	00572437	PC0125CRCP	HOMEDEPOT.COM (Purchase)	LawrenceStation MaintenanceCFD	146.04
2025-02-11	JP MORGAN CHASE BANK, N.A. PROCUREMENT	00572437	PC0125CRCP	THE HOME DEPOT 063 (Purchase)	General Fund	109.08
2025-02-11	JP MORGAN CHASE BANK, N.A. PROCUREMENT	00572437	PC0125CRCP	THE HOME DEPOT 063 (Purchase)	General Fund	69.75
2025-02-11	JP MORGAN CHASE BANK, N.A. PROCUREMENT	00572437	PC0125CRCP	FEDEX (Purchase)	General Fund	1,374.53
2025-02-11	JP MORGAN CHASE BANK, N.A. PROCUREMENT	00572437	PC0125CRCP	SMART AND FINAL 448 (Purchase)	General Fund	63.94
2025-02-11	JP MORGAN CHASE BANK, N.A. PROCUREMENT	00572437	PC0125CRCP	AMAZON MKTPL (Purchase)	General Fund	48.90
2025-02-11	JP MORGAN CHASE BANK, N.A. PROCUREMENT	00572437	PC0125CRCP	AMAZON MKTPL (Purchase)	General Fund	51.12
2025-02-11	JP MORGAN CHASE BANK, N.A. PROCUREMENT	00572434	PC0125PARK	THE HOME DEPOT 063 (Purchase)	General Fund	192.56
2025-02-11	JP MORGAN CHASE BANK, N.A. PROCUREMENT	00572434	PC0125PARK	THE HOME DEPOT 063 (Purchase)	General Fund	21.75
2025-02-11	JP MORGAN CHASE BANK, N.A. PROCUREMENT	00572434	PC0125PARK	THE HOME DEPOT 063 (Purchase)	General Fund	19.00
2025-02-11	JP MORGAN CHASE BANK, N.A. PROCUREMENT	00572434	PC0125PARK	THE HOME DEPOT 063 (Purchase)	General Fund	72.51

Payment Date	Vendor Name	Voucher No.	Invoice No.	Description	Fund Code	Amount Paid
2025-02-11	JP MORGAN CHASE BANK, N.A. PROCUREMENT	00572434	PC0125PARK	CRAFTMASTER HARDWAR (Purchase)	General Fund	1,080.34
2025-02-11	JP MORGAN CHASE BANK, N.A. PROCUREMENT	00572434	PC0125PARK	THE HOME DEPOT 063 (Purchase)	General Fund	22.62
2025-02-11	JP MORGAN CHASE BANK, N.A. PROCUREMENT	00572434	PC0125PARK	THE HOME DEPOT 063 (Purchase)	General Fund	304.45
2025-02-11	JP MORGAN CHASE BANK, N.A. PROCUREMENT	00572434	PC0125PARK	AMZN MKTP US (Purchase)	General Fund	148.49
2025-02-11	JP MORGAN CHASE BANK, N.A. PROCUREMENT	00572434	PC0125PARK	AMZN MKTP US (Purchase)	General Fund	237.80
2025-02-11	JP MORGAN CHASE BANK, N.A. PROCUREMENT	00572434	PC0125PARK	AMAZON MKTPL (Purchase)	General Fund	45.81
2025-02-11	JP MORGAN CHASE BANK, N.A. PROCUREMENT	00572434	PC0125PARK	THE HOME DEPOT 063 (Purchase)	General Fund	375.68
2025-02-11	JP MORGAN CHASE BANK, N.A. PROCUREMENT	00572434	PC0125PARK	AMZN MKTP US (Purchase)	General Fund	208.05
2025-02-11	JP MORGAN CHASE BANK, N.A. PROCUREMENT	00572434	PC0125PARK	AMAZON.COM*ZP1AF7GI (Purchase)	General Fund	289.17
2025-02-11	JP MORGAN CHASE BANK, N.A. PROCUREMENT	00572434	PC0125PARK	AMAZON MKTPL (Purchase)	General Fund	60.24
2025-02-11	JP MORGAN CHASE BANK, N.A. PROCUREMENT	00572434	PC0125PARK	AMAZON MKTPL (Purchase)	General Fund	133.52
2025-02-11	JP MORGAN CHASE BANK, N.A. PROCUREMENT	00572434	PC0125PARK	AMAZON MKTPL (Purchase)	General Fund	47.44
2025-02-11	JP MORGAN CHASE BANK, N.A. PROCUREMENT	00572434	PC0125PARK	THE HOME DEPOT 063 (Purchase)	General Fund	59.99
2025-02-11	JP MORGAN CHASE BANK, N.A. PROCUREMENT	00572434	PC0125PARK	AMAZON MKTPL (Purchase)	General Fund	98.20
2025-02-11	JP MORGAN CHASE BANK, N.A. PROCUREMENT	00572434	PC0125PARK	AMAZON MKTPL (Purchase)	General Fund	117.27
2025-02-11	JP MORGAN CHASE BANK, N.A. PROCUREMENT	00572434	PC0125PARK	AMAZON.COM*ZG8TW2CE (Purchase)	General Fund	52.84
2025-02-11	JP MORGAN CHASE BANK, N.A. PROCUREMENT	00572434	PC0125PARK	AMAZON.COM*Z51HO86E (Purchase)	General Fund	229.14
2025-02-11	JP MORGAN CHASE BANK, N.A.	00572434	PC0125PARK	AMAZON MKTPL (Purchase)	General Fund	65.45

Payment Date	Vendor Name	Voucher No.	Invoice No.	Description	Fund Code	Amount Paid
	PROCUREMENT					
2025-02-11	JP MORGAN CHASE BANK, N.A. PROCUREMENT	00572434	PC0125PARK	AMAZON MKTPL (Purchase)	General Fund	14.18
2025-02-11	JP MORGAN CHASE BANK, N.A. PROCUREMENT	00572434	PC0125PARK	AMAZON MKTPL (Purchase)	General Fund	66.53
2025-02-11	JP MORGAN CHASE BANK, N.A. PROCUREMENT	00572434	PC0125PARK	CHEWY.COM (Purchase)	General Fund	686.40
2025-02-11	JP MORGAN CHASE BANK, N.A. PROCUREMENT	00572434	PC0125PARK	THE HOME DEPOT 063 (Purchase)	General Fund	199.57
2025-02-11	JP MORGAN CHASE BANK, N.A. PROCUREMENT	00572434	PC0125PARK	TRUDOOR LLC (Purchase)	General Fund	2,100.32
2025-02-11	JP MORGAN CHASE BANK, N.A. PROCUREMENT	00572434	PC0125PARK	THE HOME DEPOT 063 (Purchase)	General Fund	63.12
2025-02-11	JP MORGAN CHASE BANK, N.A. PROCUREMENT	00572434	PC0125PARK	SQ *MAIN ST. BAGEL (Purchase)	General Fund	88.90
2025-02-11	JP MORGAN CHASE BANK, N.A. PROCUREMENT	00572435	PC0125PLAN	SPECIALTYS.COM (Purchase)	General Fund	150.03
2025-02-11	JP MORGAN CHASE BANK, N.A. PROCUREMENT	00572435	PC0125PLAN	TARGET 00028 (Purchase)	General Fund	54.82
2025-02-11	JP MORGAN CHASE BANK, N.A. PROCUREMENT	00572435	PC0125PLAN	AMZN MKTP US (Purchase)	General Fund	206.66
2025-02-11	JP MORGAN CHASE BANK, N.A. PROCUREMENT	00572436	PC0125POLC	AMAZON MKTPL (Purchase)	General Fund	153.74
2025-02-11	JP MORGAN CHASE BANK, N.A. PROCUREMENT	00572436	PC0125POLC	BRADY WORLDWIDE INC (Purchase)	General Fund	380.16
2025-02-11	JP MORGAN CHASE BANK, N.A. PROCUREMENT	00572435	PC0125PLAN	SJ MERCURY NEWS CIR (Purchase)	General Fund	19.93
2025-02-11	JP MORGAN CHASE BANK, N.A. PROCUREMENT	00572436	PC0125POLC	AMAZON.COM*ZP1JH57O (Purchase)	General Fund	143.94
2025-02-11	JP MORGAN CHASE BANK, N.A. PROCUREMENT	00572436	PC0125POLC	APCO INTERNATIONAL (Purchase)	General Fund	142.00
2025-02-11	JP MORGAN CHASE BANK, N.A. PROCUREMENT	00572436	PC0125POLC	AMAZON MKTPL (Purchase)	General Fund	53.25
2025-02-11	JP MORGAN CHASE BANK, N.A. PROCUREMENT	00572436	PC0125POLC	CATOTRAINING.ORG (Purchase)	General Fund	736.45

Payment Date	Vendor Name	Voucher No.	Invoice No.	Description	Fund Code	Amount Paid
2025-02-11	JP MORGAN CHASE BANK, N.A. PROCUREMENT	00572436	PC0125POLC	THE SOURCING GROUP (Purchase)	General Fund	720.23
2025-02-11	JP MORGAN CHASE BANK, N.A. PROCUREMENT	00572436	PC0125POLC	CALIFORNIA SEXUAL A (Purchase)	General Fund	495.00
2025-02-11	JP MORGAN CHASE BANK, N.A. PROCUREMENT	00572436	PC0125POLC	PAYPAL (Purchase)	General Fund	500.00
2025-02-11	JP MORGAN CHASE BANK, N.A. PROCUREMENT	00572436	PC0125POLC	SOUTHWEST (Purchase)	General Fund	221.56
2025-02-11	JP MORGAN CHASE BANK, N.A. PROCUREMENT	00572436	PC0125POLC	AMAZON.COM*ZP1H07U6 (Purchase)	General Fund	55.57
2025-02-11	JP MORGAN CHASE BANK, N.A. PROCUREMENT	00572436	PC0125POLC	AMAZON.COM*Z53JO7T6 (Purchase)	General Fund	255.33
2025-02-11	JP MORGAN CHASE BANK, N.A. PROCUREMENT	00572436	PC0125POLC	SOUTHWEST (Purchase)	General Fund	9,530.00
2025-02-11	JP MORGAN CHASE BANK, N.A. PROCUREMENT	00572436	PC0125POLC	NATIONAL SHOOTING S (Purchase)	General Fund	90.00
2025-02-11	JP MORGAN CHASE BANK, N.A. PROCUREMENT	00572436	PC0125POLC	PAYPAL (Purchase)	General Fund	500.00
2025-02-11	JP MORGAN CHASE BANK, N.A. PROCUREMENT	00572436	PC0125POLC	RESERVATION (Purchase)	General Fund	540.96
2025-02-11	JP MORGAN CHASE BANK, N.A. PROCUREMENT	00572436	PC0125POLC	ALAMEDACNTYSHERIFFR (Purchase)	General Fund	430.00
2025-02-11	JP MORGAN CHASE BANK, N.A. PROCUREMENT	00572436	PC0125POLC	ALAMEDASHFRTCSERVIC (Purchase)	General Fund	10.71
2025-02-11	JP MORGAN CHASE BANK, N.A. PROCUREMENT	00572436	PC0125POLC	REGIONAL TRAINING C (Purchase)	General Fund	643.75
2025-02-11	JP MORGAN CHASE BANK, N.A. PROCUREMENT	00572436	PC0125POLC	CALIFORNIA ASSOCIAT (Purchase)	General Fund	60.00
2025-02-11	JP MORGAN CHASE BANK, N.A. PROCUREMENT	00572436	PC0125POLC	PAYPAL (Purchase)	General Fund	149.00
2025-02-11	JP MORGAN CHASE BANK, N.A. PROCUREMENT	00572436	PC0125POLC	AXON WEEK 2025 (Purchase)	General Fund	998.00
2025-02-11	JP MORGAN CHASE BANK, N.A. PROCUREMENT	00572436	PC0125POLC	SOUTHWEST (Purchase)	General Fund	218.96
2025-02-11	JP MORGAN CHASE BANK, N.A.	00572436	PC0125POLC	SOUTHWEST (Purchase)	General Fund	501.97

Payment Date	Vendor Name	Voucher No.	Invoice No.	Description	Fund Code	Amount Paid
	PROCUREMENT					
2025-02-11	JP MORGAN CHASE BANK, N.A. PROCUREMENT	00572436	PC0125POLC	EXTRA HOLIDAYS LLC (Purchase)	General Fund	372.45
2025-02-11	JP MORGAN CHASE BANK, N.A. PROCUREMENT	00572436	PC0125POLC	IN *THIRD DEGREE CO (Purchase)	General Fund	595.00
2025-02-11	JP MORGAN CHASE BANK, N.A. PROCUREMENT	00572436	PC0125POLC	HILTON ADVPURCH8002 (Purchase)	General Fund	230.80
2025-02-11	JP MORGAN CHASE BANK, N.A. PROCUREMENT	00572436	PC0125POLC	SQ *CALIFORNIA CRIM (Purchase)	General Fund	100.00
2025-02-11	JP MORGAN CHASE BANK, N.A. PROCUREMENT	00572436	PC0125POLC	AMAZON MKTPLACE PMTS (Credit)	General Fund	-24.00
2025-02-11	JP MORGAN CHASE BANK, N.A. PROCUREMENT	00572436	PC0125POLC	FS *FINEPRINT (Purchase)	General Fund	216.00
2025-02-11	JP MORGAN CHASE BANK, N.A. PROCUREMENT	00572436	PC0125POLC	AMAZON MKTPL (Purchase)	General Fund	73.10
2025-02-11	JP MORGAN CHASE BANK, N.A. PROCUREMENT	00572436	PC0125POLC	PROMO BEARS (Purchase)	General Fund	2,100.60
2025-02-11	JP MORGAN CHASE BANK, N.A. PROCUREMENT	00572436	PC0125POLC	UNITED AIRLINES (Purchase)	General Fund	416.32
2025-02-11	JP MORGAN CHASE BANK, N.A. PROCUREMENT	00572436	PC0125POLC	SOUTHWEST (Purchase)	General Fund	166.95
2025-02-11	JP MORGAN CHASE BANK, N.A. PROCUREMENT	00572436	PC0125POLC	SP SENTINELDEFENSEL (Purchase)	General Fund	255.00
2025-02-11	JP MORGAN CHASE BANK, N.A. PROCUREMENT	00572436	PC0125POLC	SOUTHWEST (Purchase)	General Fund	390.96
2025-02-11	JP MORGAN CHASE BANK, N.A. PROCUREMENT	00572436	PC0125POLC	REGIONAL TRAINING C (Purchase)	General Fund	643.75
2025-02-11	JP MORGAN CHASE BANK, N.A. PROCUREMENT	00572436	PC0125POLC	SOUTHWEST (Purchase)	General Fund	352.95
2025-02-11	JP MORGAN CHASE BANK, N.A. PROCUREMENT	00572436	PC0125POLC	HILTON GDN INN MTRY (Purchase)	General Fund	1,126.20
2025-02-11	JP MORGAN CHASE BANK, N.A. PROCUREMENT	00572436	PC0125POLC	CALIFORNIA ASSOCIAT (Purchase)	General Fund	75.00
2025-02-11	JP MORGAN CHASE BANK, N.A. PROCUREMENT	00572436	PC0125POLC	SQ *CALIFORNIA CRIM (Purchase)	General Fund	500.00

Payment Date	Vendor Name	Voucher No.	Invoice No.	Description	Fund Code	Amount Paid
2025-02-11	JP MORGAN CHASE BANK, N.A. PROCUREMENT	00572436	PC0125POLC	SOUTHWEST (Purchase)	General Fund	243.96
2025-02-11	JP MORGAN CHASE BANK, N.A. PROCUREMENT	00572436	PC0125POLC	SOUTHWEST (Purchase)	General Fund	243.96
2025-02-11	JP MORGAN CHASE BANK, N.A. PROCUREMENT	00572436	PC0125POLC	DIY AWARDS (Purchase)	General Fund	558.97
2025-02-11	JP MORGAN CHASE BANK, N.A. PROCUREMENT	00572436	PC0125POLC	DOUBLETREE SONOMA (Purchase)	General Fund	752.95
2025-02-11	JP MORGAN CHASE BANK, N.A. PROCUREMENT	00572436	PC0125POLC	LITTLE CAESARS 3316 (Purchase)	General Fund	69.97
2025-02-11	JP MORGAN CHASE BANK, N.A. PROCUREMENT	00572436	PC0125POLC	AMAZON MKTPL (Purchase)	General Fund	6.54
2025-02-11	JP MORGAN CHASE BANK, N.A. PROCUREMENT	00572436	PC0125POLC	PEAVEY CORP. (Purchase)	General Fund	158.20
2025-02-11	JP MORGAN CHASE BANK, N.A. PROCUREMENT	00572436	PC0125POLC	PEAVEY CORP. (Purchase)	General Fund	229.81
2025-02-11	JP MORGAN CHASE BANK, N.A. PROCUREMENT	00572436	PC0125POLC	SP ARLENES COSTUMES (Purchase)	General Fund	423.31
2025-02-11	JP MORGAN CHASE BANK, N.A. PROCUREMENT	00572436	PC0125POLC	CANVA* 04405-793486 (Purchase)	General Fund	130.00
2025-02-11	JP MORGAN CHASE BANK, N.A. PROCUREMENT	00572436	PC0125POLC	WWW.CSIFORENSIC.COM (Purchase)	General Fund	80.08
2025-02-11	JP MORGAN CHASE BANK, N.A. PROCUREMENT	00572436	PC0125POLC	CRIMEDEX (Purchase)	General Fund	316.00
2025-02-11	JP MORGAN CHASE BANK, N.A. PROCUREMENT	00572436	PC0125POLC	RAY-BAN.COM (Purchase)	General Fund	405.09
2025-02-11	JP MORGAN CHASE BANK, N.A. PROCUREMENT	00572436	PC0125POLC	RAY-BAN.COM (Purchase)	General Fund	405.09
2025-02-11	JP MORGAN CHASE BANK, N.A. PROCUREMENT	00572436	PC0125POLC	TST*GREENLEES BAKER (Purchase)	General Fund	186.77
2025-02-11	JP MORGAN CHASE BANK, N.A. PROCUREMENT	00572436	PC0125POLC	THOMSON WEST (Purchase)	General Fund	1,140.00
2025-02-11	JP MORGAN CHASE BANK, N.A. PROCUREMENT	00572436	PC0125POLC	THOMSON WEST (Purchase)	General Fund	1,140.00
2025-02-11	JP MORGAN CHASE BANK, N.A.	00572436	PC0125POLC	DIY AWARDS (Purchase)	General Fund	219.99

Payment Date	Vendor Name	Voucher No.	Invoice No.	Description	Fund Code	Amount Paid
	PROCUREMENT					
2025-02-11	JP MORGAN CHASE BANK, N.A. PROCUREMENT	00572436	PC0125POLC	AMAZON MKTPL (Purchase)	General Fund	43.63
2025-02-11	JP MORGAN CHASE BANK, N.A. PROCUREMENT	00572436	PC0125POLC	AMAZON MKTPL (Purchase)	General Fund	408.76
2025-02-11	JP MORGAN CHASE BANK, N.A. PROCUREMENT	00572436	PC0125POLC	FS *FINEPRINT (Purchase)	General Fund	18.00
2025-02-11	JP MORGAN CHASE BANK, N.A. PROCUREMENT	00572436	PC0125POLC	THE TOLL ROADS OF O (Purchase)	General Fund	27.30
2025-02-11	JP MORGAN CHASE BANK, N.A. PROCUREMENT	00572436	PC0125POLC	AMAZON MKTPL (Purchase)	General Fund	42.55
2025-02-11	JP MORGAN CHASE BANK, N.A. PROCUREMENT	00572436	PC0125POLC	AMAZON.COM*Z56KN2E5 (Purchase)	General Fund	883.89
2025-02-11	JP MORGAN CHASE BANK, N.A. PROCUREMENT	00572436	PC0125POLC	AMAZON MKTPL (Purchase)	General Fund	396.85
2025-02-11	JP MORGAN CHASE BANK, N.A. PROCUREMENT	00572436	PC0125POLC	CHEWY.COM (Purchase)	General Fund	57.83
2025-02-11	JP MORGAN CHASE BANK, N.A. PROCUREMENT	00572436	PC0125POLC	DMI* DELL BUS ONLIN (Purchase)	General Fund	196.40
2025-02-11	JP MORGAN CHASE BANK, N.A. PROCUREMENT	00572436	PC0125POLC	STAPLES INC (Purchase)	General Fund	33.90
2025-02-11	JP MORGAN CHASE BANK, N.A. PROCUREMENT	00572436	PC0125POLC	STAPLES INC (Purchase)	General Fund	51.28
2025-02-11	JP MORGAN CHASE BANK, N.A. PROCUREMENT	00572436	PC0125POLC	ULINE (Purchase)	General Fund	692.93
2025-02-11	JP MORGAN CHASE BANK, N.A. PROCUREMENT	00572418	PC0125ATTY	SJ MERCURY NEWS CIR (Purchase)	General Fund	28.79
2025-02-11	JP MORGAN CHASE BANK, N.A. PROCUREMENT	00572418	PC0125ATTY	AMERICAN COUNCIL OF (Purchase)	General Fund	145.38
2025-02-11	JP MORGAN CHASE BANK, N.A. PROCUREMENT	00572419	PC0125CLRK	THE SOURCING GROUP (Purchase)	General Fund	70.93
2025-02-11	JP MORGAN CHASE BANK, N.A. PROCUREMENT	00572420	PC0125CNCL	AMAZON MKTPL (Purchase)	General Fund	49.06
2025-02-11	JP MORGAN CHASE BANK, N.A. PROCUREMENT	00572420	PC0125CNCL	MENDOCINOFARMS (Purchase)	General Fund	171.01

Payment Date	Vendor Name	Voucher No.	Invoice No.	Description	Fund Code	Amount Paid
2025-02-11	JP MORGAN CHASE BANK, N.A. PROCUREMENT	00572420	PC0125CNCL	MPIX (Purchase)	General Fund	101.83
2025-02-11	JP MORGAN CHASE BANK, N.A. PROCUREMENT	00572420	PC0125CNCL	AMZN MKTP US (Purchase)	General Fund	36.56
2025-02-11	JP MORGAN CHASE BANK, N.A. PROCUREMENT	00572420	PC0125CNCL	AMAZON.COM*ZP10S026 (Purchase)	General Fund	38.19
2025-02-11	JP MORGAN CHASE BANK, N.A. PROCUREMENT	00572420	PC0125CNCL	SPROUTS FARMERS MAR (Purchase)	General Fund	7.72
2025-02-11	JP MORGAN CHASE BANK, N.A. PROCUREMENT	00572420	PC0125CNCL	TST* HOME EAT - SAN (Purchase)	General Fund	325.48
2025-02-11	JP MORGAN CHASE BANK, N.A. PROCUREMENT	00572420	PC0125CNCL	AMZN MKTP US (Purchase)	General Fund	25.88
2025-02-11	JP MORGAN CHASE BANK, N.A. PROCUREMENT	00572420	PC0125CNCL	AMAZON MKTPL (Purchase)	General Fund	39.28
2025-02-11	JP MORGAN CHASE BANK, N.A. PROCUREMENT	00572420	PC0125CNCL	AMAZON MKTPL (Purchase)	General Fund	27.82
2025-02-11	JP MORGAN CHASE BANK, N.A. PROCUREMENT	00572420	PC0125CNCL	AMAZON.COM*Z58JI0UV (Purchase)	General Fund	70.30
2025-02-11	JP MORGAN CHASE BANK, N.A. PROCUREMENT	00572420	PC0125CNCL	MENDOCINOFARMSCATER (Purchase)	General Fund	225.88
2025-02-11	JP MORGAN CHASE BANK, N.A. PROCUREMENT	00572420	PC0125CNCL	MENDOCINOFARMS (Purchase)	General Fund	277.71
2025-02-11	JP MORGAN CHASE BANK, N.A. PROCUREMENT	00572420	PC0125CNCL	HERMES BAKERY CAFE (Purchase)	General Fund	49.30
2025-02-11	JP MORGAN CHASE BANK, N.A. PROCUREMENT	00572420	PC0125CNCL	TARGET 00028 (Purchase)	General Fund	12.52
2025-02-11	JP MORGAN CHASE BANK, N.A. PROCUREMENT	00572420	PC0125CNCL	PEET'S 26002 (Purchase)	General Fund	30.95
2025-02-11	JP MORGAN CHASE BANK, N.A. PROCUREMENT	00572420	PC0125CNCL	SHERATON GRD SCRMNT (Purchase)	General Fund	631.72
2025-02-11	JP MORGAN CHASE BANK, N.A. PROCUREMENT	00572420	PC0125CNCL	SHERATON GRD SCRMNT (Purchase)	General Fund	541.72
2025-02-11	JP MORGAN CHASE BANK, N.A. PROCUREMENT	00572420	PC0125CNCL	WALGREENS 12548 (Purchase)	General Fund	24.01
2025-02-11	JP MORGAN CHASE BANK, N.A.	00572420	PC0125CNCL	AMAZON MKTPL (Purchase)	General Fund	75.83

Payment Date	Vendor Name	Voucher No.	Invoice No.	Description	Fund Code	Amount Paid
	PROCUREMENT					
2025-02-11	JP MORGAN CHASE BANK, N.A. PROCUREMENT	00572420	PC0125CNCL	SEES CANDY 0553 (Purchase)	General Fund	53.25
2025-02-11	JP MORGAN CHASE BANK, N.A. PROCUREMENT	00572421	PC0125MNGR	THE ATHLETIC (Purchase)	S.C.Stadium Authority Ops	4.99
2025-02-11	JP MORGAN CHASE BANK, N.A. PROCUREMENT	00572421	PC0125MNGR	SHERATON GRD SCRMNT (Purchase)	General Fund	631.72
2025-02-11	JP MORGAN CHASE BANK, N.A. PROCUREMENT	00572421	PC0125MNGR	AMAZON.COM*ZD2YD4ZP (Purchase)	General Fund	39.81
2025-02-11	JP MORGAN CHASE BANK, N.A. PROCUREMENT	00572421	PC0125MNGR	AMAZON.COM*ZP68Y0B2 (Purchase)	General Fund	23.29
2025-02-11	JP MORGAN CHASE BANK, N.A. PROCUREMENT	00572421	PC0125MNGR	REMARKABLE (Purchase)	General Fund	2.99
2025-02-11	JP MORGAN CHASE BANK, N.A. PROCUREMENT	00572421	PC0125MNGR	TST* HOME EAT - SAN (Purchase)	General Fund	55.38
2025-02-11	JP MORGAN CHASE BANK, N.A. PROCUREMENT	00572421	PC0125MNGR	3LEVY@49ERS (Purchase)	S.C.Stadium Authority Ops	990.31
2025-02-11	JP MORGAN CHASE BANK, N.A. PROCUREMENT	00572421	PC0125MNGR	AMZN MKTP US (Purchase)	General Fund	37.08
2025-02-11	JP MORGAN CHASE BANK, N.A. PROCUREMENT	00572421	PC0125MNGR	THE SOURCING GROUP (Purchase)	General Fund	212.79
2025-02-11	JP MORGAN CHASE BANK, N.A. PROCUREMENT	00572421	PC0125MNGR	DD *DOORDASH TERIYA (Purchase)	General Fund	24.87
2025-02-11	JP MORGAN CHASE BANK, N.A. PROCUREMENT	00572421	PC0125MNGR	AMAZON MKTPL (Purchase)	General Fund	33.82
2025-02-11	JP MORGAN CHASE BANK, N.A. PROCUREMENT	00572421	PC0125MNGR	AMAZON.COM*ZD89D07B (Purchase)	General Fund	48.84
2025-02-11	JP MORGAN CHASE BANK, N.A. PROCUREMENT	00572421	PC0125MNGR	AMAZON MKTPL (Purchase)	General Fund	31.52
2025-02-11	JP MORGAN CHASE BANK, N.A. PROCUREMENT	00572421	PC0125MNGR	TERIYAKIMADNESS (Purchase)	General Fund	18.01
2025-02-11	JP MORGAN CHASE BANK, N.A. PROCUREMENT	00572421	PC0125MNGR	3LEVY@49ERS (Purchase)	S.C.Stadium Authority Ops	237.67
2025-02-11	JP MORGAN CHASE BANK, N.A. PROCUREMENT	00572421	PC0125MNGR	AMAZON MKTPL (Purchase)	General Fund	450.94

Payment Date	Vendor Name	Voucher No.	Invoice No.	Description	Fund Code	Amount Paid
2025-02-11	JP MORGAN CHASE BANK, N.A. PROCUREMENT	00572421	PC0125MNGR	PANERA BREAD 20448 (Purchase)	General Fund	69.07
2025-02-11	JP MORGAN CHASE BANK, N.A. PROCUREMENT	00572421	PC0125MNGR	BIZJTIX*ECONOMIC AN (Purchase)	General Fund	2,500.00
2025-02-11	JP MORGAN CHASE BANK, N.A. PROCUREMENT	00572421	PC0125MNGR	UNITED AIRLINES (Purchase)	General Fund	200.57
2025-02-11	JP MORGAN CHASE BANK, N.A. PROCUREMENT	00572421	PC0125MNGR	TERIYAKIMADNESS (Purchase)	General Fund	166.25
2025-02-11	JP MORGAN CHASE BANK, N.A. PROCUREMENT	00572421	PC0125MNGR	UNITED AIRLINES (Purchase)	General Fund	35.00
2025-02-11	JP MORGAN CHASE BANK, N.A. PROCUREMENT	00572421	PC0125MNGR	UNITED AIRLINES (Purchase)	S.C.Stadium Authority Ops	758.17
2025-02-11	JP MORGAN CHASE BANK, N.A. PROCUREMENT	00572421	PC0125MNGR	MOTIONARRA* MOTION (Purchase)	General Fund	29.99
2025-02-11	JP MORGAN CHASE BANK, N.A. PROCUREMENT	00572421	PC0125MNGR	CAPIO - CA ASSOCIAT (Purchase)	General Fund	300.00
2025-02-11	JP MORGAN CHASE BANK, N.A. PROCUREMENT	00572421	PC0125MNGR	UNITED AIRLINES (Purchase)	General Fund	35.00
2025-02-11	JP MORGAN CHASE BANK, N.A. PROCUREMENT	00572422	PC0125CMSV	DROPBOX*RHN7DS37N2H (Purchase)	General Fund	90.00
2025-02-11	JP MORGAN CHASE BANK, N.A. PROCUREMENT	00572433	PC0125LIBR	AMAZON MKTPL (Purchase)	General Fund	46.55
2025-02-11	JP MORGAN CHASE BANK, N.A. PROCUREMENT	00572433	PC0125LIBR	COMCAST CALIFORNIA (Purchase)	General Fund	116.53
2025-02-11	JP MORGAN CHASE BANK, N.A. PROCUREMENT	00572433	PC0125LIBR	DEMCO INC (Purchase)	General Fund	1,326.42
2025-02-11	JP MORGAN CHASE BANK, N.A. PROCUREMENT	00572433	PC0125LIBR	AMAZON MKTPL (Purchase)	General Fund	76.76
2025-02-11	JP MORGAN CHASE BANK, N.A. PROCUREMENT	00572433	PC0125LIBR	RKI INSTRUMENTS IN (Purchase)	General Fund	540.00
2025-02-11	JP MORGAN CHASE BANK, N.A. PROCUREMENT	00572433	PC0125LIBR	AMZN MKTP US (Purchase)	General Fund	31.82
2025-02-11	JP MORGAN CHASE BANK, N.A. PROCUREMENT	00572433	PC0125LIBR	AMAZON MKTPL (Purchase)	General Fund	35.02
2025-02-11	JP MORGAN CHASE BANK, N.A.	00572433	PC0125LIBR	PAYPAL (Purchase)	General Fund	22.69

Payment Date	Vendor Name	Voucher No.	Invoice No.	Description	Fund Code	Amount Paid
	PROCUREMENT					
2025-02-11	JP MORGAN CHASE BANK, N.A. PROCUREMENT	00572433	PC0125LIBR	OTC BRANDS (Purchase)	General Fund	161.38
2025-02-11	JP MORGAN CHASE BANK, N.A. PROCUREMENT	00572433	PC0125LIBR	AMAZON MKTPL (Purchase)	General Fund	130.23
2025-02-11	JP MORGAN CHASE BANK, N.A. PROCUREMENT	00572433	PC0125LIBR	AMAZON MKTPL (Purchase)	General Fund	144.20
2025-02-11	JP MORGAN CHASE BANK, N.A. PROCUREMENT	00572433	PC0125LIBR	AMAZON MKTPL (Purchase)	General Fund	101.46
2025-02-11	JP MORGAN CHASE BANK, N.A. PROCUREMENT	00572433	PC0125LIBR	AMAZON MKTPL (Purchase)	General Fund	98.99
2025-02-11	JP MORGAN CHASE BANK, N.A. PROCUREMENT	00572433	PC0125LIBR	AMAZON MKTPL (Purchase)	General Fund	16.12
2025-02-11	JP MORGAN CHASE BANK, N.A. PROCUREMENT	00572433	PC0125LIBR	AMAZON MKTPL (Purchase)	General Fund	67.63
2025-02-11	JP MORGAN CHASE BANK, N.A. PROCUREMENT	00572433	PC0125LIBR	AMAZON MKTPL (Purchase)	General Fund	62.80
2025-02-11	JP MORGAN CHASE BANK, N.A. PROCUREMENT	00572433	PC0125LIBR	AMAZON MKTPL (Purchase)	General Fund	37.97
2025-02-11	JP MORGAN CHASE BANK, N.A. PROCUREMENT	00572433	PC0125LIBR	AMAZON MKTPL (Purchase)	General Fund	26.16
2025-02-11	JP MORGAN CHASE BANK, N.A. PROCUREMENT	00572433	PC0125LIBR	AMAZON MKTPL (Purchase)	General Fund	48.27
2025-02-11	JP MORGAN CHASE BANK, N.A. PROCUREMENT	00572433	PC0125LIBR	AMAZON MKTPL (Purchase)	General Fund	32.24
2025-02-11	JP MORGAN CHASE BANK, N.A. PROCUREMENT	00572433	PC0125LIBR	AMAZON MKTPL (Purchase)	General Fund	28.36
2025-02-11	JP MORGAN CHASE BANK, N.A. PROCUREMENT	00572433	PC0125LIBR	AMAZON MKTPL (Purchase)	General Fund	76.34
2025-02-11	JP MORGAN CHASE BANK, N.A. PROCUREMENT	00572433	PC0125LIBR	AMAZON MKTPL (Purchase)	General Fund	40.64
2025-02-11	JP MORGAN CHASE BANK, N.A. PROCUREMENT	00572434	PC0125PARK	THE HOME DEPOT 063 (Purchase)	General Fund	74.75
2025-02-11	JP MORGAN CHASE BANK, N.A. PROCUREMENT	00572434	PC0125PARK	THE HOME DEPOT 063 (Purchase)	General Fund	127.86

Payment Date	Vendor Name	Voucher No.	Invoice No.	Description	Fund Code	Amount Paid
2025-02-11	JP MORGAN CHASE BANK, N.A. PROCUREMENT	00572422	PC0125CMSV	VCN (Purchase)	Housing Successor	46.50
2025-02-11	JP MORGAN CHASE BANK, N.A. PROCUREMENT	00572421	PC0125MNGR	CAPIO - CA ASSOCIAT (Purchase)	General Fund	35.00
2025-02-11	JP MORGAN CHASE BANK, N.A. PROCUREMENT	00572422	PC0125CMSV	HOTELCOM73015489623 (Purchase)	General Fund	528.63
2025-02-11	JP MORGAN CHASE BANK, N.A. PROCUREMENT	00572422	PC0125CMSV	CACEO (Purchase)	General Fund	100.00
2025-02-11	JP MORGAN CHASE BANK, N.A. PROCUREMENT	00572422	PC0125CMSV	AMAZON.COM*ZE3NC9IG (Purchase)	General Fund	27.27
2025-02-11	JP MORGAN CHASE BANK, N.A. PROCUREMENT	00572422	PC0125CMSV	FINELINE GRAPHICS (Purchase)	General Fund	157.14
2025-02-11	JP MORGAN CHASE BANK, N.A. PROCUREMENT	00572422	PC0125CMSV	CACEO (Purchase)	General Fund	500.00
2025-02-11	JP MORGAN CHASE BANK, N.A. PROCUREMENT	00572427	PC0125ENGN	IECA (Purchase)	General Fund	80.00
2025-02-11	JP MORGAN CHASE BANK, N.A. PROCUREMENT	00572427	PC0125ENGN	AMAZON MKTPL (Purchase)	General Fund	9.81
2025-02-11	JP MORGAN CHASE BANK, N.A. PROCUREMENT	00572427	PC0125ENGN	AMAZON MKTPLACE PMTS (Credit)	General Fund	-9.81
2025-02-11	JP MORGAN CHASE BANK, N.A. PROCUREMENT	00572428	PC0125FACL	AMAZON MKTPL (Purchase)	General Fund	20.73
2025-02-11	JP MORGAN CHASE BANK, N.A. PROCUREMENT	00572427	PC0125ENGN	AMAZON MKTPL (Purchase)	General Fund	18.54
2025-02-11	JP MORGAN CHASE BANK, N.A. PROCUREMENT	00572428	PC0125FACL	AMAZON MKTPL (Purchase)	General Fund	112.39
2025-02-11	JP MORGAN CHASE BANK, N.A. PROCUREMENT	00572428	PC0125FACL	AMERAPRODUC (Purchase)	General Fund	47.57
2025-02-11	JP MORGAN CHASE BANK, N.A. PROCUREMENT	00572428	PC0125FACL	90 STANDARD PLUMBIN (Purchase)	General Fund	52.38
2025-02-11	JP MORGAN CHASE BANK, N.A. PROCUREMENT	00572428	PC0125FACL	NEWMARK CORPORATION (Purchase)	General Fund	439.62
2025-02-11	JP MORGAN CHASE BANK, N.A. PROCUREMENT	00572428	PC0125FACL	THE HOME DEPOT 063 (Purchase)	General Fund	54.54
2025-02-11	JP MORGAN CHASE BANK, N.A.	00572428	PC0125FACL	SP TOTAL RESTROOM (Purchase)	General Fund	44.74

Payment Date	Vendor Name	Voucher No.	Invoice No.	Description	Fund Code	Amount Paid
	PROCUREMENT					
2025-02-11	JP MORGAN CHASE BANK, N.A. PROCUREMENT	00572428	PC0125FACL	THE HOME DEPOT 063 (Purchase)	General Fund	61.04
2025-02-11	JP MORGAN CHASE BANK, N.A. PROCUREMENT	00572428	PC0125FACL	THE HOME DEPOT 0630 (Credit)	General Fund	-54.50
2025-02-11	JP MORGAN CHASE BANK, N.A. PROCUREMENT	00572428	PC0125FACL	THE HOME DEPOT 063 (Purchase)	General Fund	54.50
2025-02-11	JP MORGAN CHASE BANK, N.A. PROCUREMENT	00572428	PC0125FACL	DBC IRRIGATION SUPP (Purchase)	General Fund	776.70
2025-02-11	JP MORGAN CHASE BANK, N.A. PROCUREMENT	00572428	PC0125FACL	THE HOME DEPOT 063 (Purchase)	General Fund	21.73
2025-02-11	JP MORGAN CHASE BANK, N.A. PROCUREMENT	00572428	PC0125FACL	CVS PHARMACY 09793 (Purchase)	General Fund	22.13
2025-02-11	JP MORGAN CHASE BANK, N.A. PROCUREMENT	00572428	PC0125FACL	GRAINGER (Purchase)	General Fund	148.50
2025-02-11	JP MORGAN CHASE BANK, N.A. PROCUREMENT	00572428	PC0125FACL	THE HOME DEPOT 063 (Purchase)	General Fund	242.63
2025-02-11	JP MORGAN CHASE BANK, N.A. PROCUREMENT	00572428	PC0125FACL	THE HOME DEPOT 063 (Purchase)	General Fund	152.04
2025-02-11	JP MORGAN CHASE BANK, N.A. PROCUREMENT	00572428	PC0125FACL	THE HOME DEPOT 063 (Purchase)	General Fund	145.01
2025-02-11	JP MORGAN CHASE BANK, N.A. PROCUREMENT	00572428	PC0125FACL	THE HOME DEPOT 063 (Purchase)	General Fund	21.77
2025-02-11	JP MORGAN CHASE BANK, N.A. PROCUREMENT	00572428	PC0125FACL	THE HOME DEPOT 063 (Purchase)	General Fund	96.83
2025-02-11	JP MORGAN CHASE BANK, N.A. PROCUREMENT	00572428	PC0125FACL	ANCHOR ELECTRONICS (Purchase)	General Fund	54.64
2025-02-11	JP MORGAN CHASE BANK, N.A. PROCUREMENT	00572428	PC0125FACL	THE HOME DEPOT 063 (Purchase)	General Fund	229.23
2025-02-11	JP MORGAN CHASE BANK, N.A. PROCUREMENT	00572428	PC0125FACL	CVS PHARMACY 09793 (Credit)	General Fund	-22.13
2025-02-11	JP MORGAN CHASE BANK, N.A. PROCUREMENT	00572428	PC0125FACL	THE HOME DEPOT 063 (Purchase)	General Fund	201.64
2025-02-11	JP MORGAN CHASE BANK, N.A. PROCUREMENT	00572428	PC0125FACL	THE HOME DEPOT 063 (Purchase)	General Fund	17.32

Payment Date	Vendor Name	Voucher No.	Invoice No.	Description	Fund Code	Amount Paid
2025-02-11	JP MORGAN CHASE BANK, N.A. PROCUREMENT	00572428	PC0125FACL	THE HOME DEPOT 063 (Purchase)	General Fund	171.51
2025-02-11	JP MORGAN CHASE BANK, N.A. PROCUREMENT	00572428	PC0125FACL	THE HOME DEPOT 063 (Purchase)	General Fund	151.18
2025-02-11	JP MORGAN CHASE BANK, N.A. PROCUREMENT	00572428	PC0125FACL	AMAZON MKTPL (Purchase)	General Fund	239.52
2025-02-11	JP MORGAN CHASE BANK, N.A. PROCUREMENT	00572428	PC0125FACL	THE HOME DEPOT 064 (Purchase)	General Fund	85.05
2025-02-11	JP MORGAN CHASE BANK, N.A. PROCUREMENT	00572428	PC0125FACL	THE HOME DEPOT 063 (Purchase)	General Fund	105.31
2025-02-11	JP MORGAN CHASE BANK, N.A. PROCUREMENT	00572428	PC0125FACL	AMAZON MKTPL (Purchase)	General Fund	21.77
2025-02-11	JP MORGAN CHASE BANK, N.A. PROCUREMENT	00572428	PC0125FACL	UNITED REFRIG BR 4 (Purchase)	General Fund	117.45
2025-02-11	JP MORGAN CHASE BANK, N.A. PROCUREMENT	00572428	PC0125FACL	THE HOME DEPOT 063 (Purchase)	General Fund	3.01
2025-02-11	JP MORGAN CHASE BANK, N.A. PROCUREMENT	00572428	PC0125FACL	THE HOME DEPOT 063 (Purchase)	General Fund	0.79
2025-02-11	JP MORGAN CHASE BANK, N.A. PROCUREMENT	00572428	PC0125FACL	AUTOMATICS AND MORE (Purchase)	General Fund	644.97
2025-02-11	JP MORGAN CHASE BANK, N.A. PROCUREMENT	00572428	PC0125FACL	90 STANDARD PLUMBIN (Purchase)	General Fund	38.71
2025-02-11	JP MORGAN CHASE BANK, N.A. PROCUREMENT	00572428	PC0125FACL	CRAFTMASTER HARDWAR (Purchase)	General Fund	179.20
2025-02-11	JP MORGAN CHASE BANK, N.A. PROCUREMENT	00572428	PC0125FACL	SP LOCKSMITH KEYLES (Purchase)	General Fund	119.90
2025-02-11	JP MORGAN CHASE BANK, N.A. PROCUREMENT	00572428	PC0125FACL	ZORO TOOLS INC (Purchase)	General Fund	413.58
2025-02-11	JP MORGAN CHASE BANK, N.A. PROCUREMENT	00572428	PC0125FACL	90 STANDARD PLUMBIN (Purchase)	General Fund	81.71
2025-02-11	JP MORGAN CHASE BANK, N.A. PROCUREMENT	00572428	PC0125FACL	90 STANDARD PLUMBIN (Purchase)	General Fund	11.39
2025-02-11	JP MORGAN CHASE BANK, N.A. PROCUREMENT	00572428	PC0125FACL	BB-BOSH T (Purchase)	General Fund	16.45
2025-02-11	JP MORGAN CHASE BANK, N.A.	00572428	PC0125FACL	THE HOME DEPOT 063 (Purchase)	General Fund	39.00

Payment Date	Vendor Name	Voucher No.	Invoice No.	Description	Fund Code	Amount Paid
	PROCUREMENT					
2025-02-11	JP MORGAN CHASE BANK, N.A. PROCUREMENT	00572428	PC0125FACL	THE HOME DEPOT 063 (Purchase)	General Fund	16.23
2025-02-11	JP MORGAN CHASE BANK, N.A. PROCUREMENT	00572428	PC0125FACL	SUPPLYHOUSE.COM (Purchase)	General Fund	349.25
2025-02-11	JP MORGAN CHASE BANK, N.A. PROCUREMENT	00572428	PC0125FACL	THE HOME DEPOT 063 (Purchase)	General Fund	8.05
2025-02-11	JP MORGAN CHASE BANK, N.A. PROCUREMENT	00572428	PC0125FACL	THE HOME DEPOT 063 (Purchase)	General Fund	43.30
2025-02-11	JP MORGAN CHASE BANK, N.A. PROCUREMENT	00572428	PC0125FACL	THE HOME DEPOT 063 (Purchase)	General Fund	21.30
2025-02-11	JP MORGAN CHASE BANK, N.A. PROCUREMENT	00572428	PC0125FACL	THE HOME DEPOT 063 (Purchase)	General Fund	14.08
2025-02-11	JP MORGAN CHASE BANK, N.A. PROCUREMENT	00572428	PC0125FACL	BRIMAR INDUSTRIES (Purchase)	General Fund	42.94
2025-02-11	JP MORGAN CHASE BANK, N.A. PROCUREMENT	00572428	PC0125FACL	THE HOME DEPOT 063 (Purchase)	General Fund	6.84
2025-02-11	JP MORGAN CHASE BANK, N.A. PROCUREMENT	00572428	PC0125FACL	THE HOME DEPOT 063 (Purchase)	General Fund	30.50
2025-02-11	JP MORGAN CHASE BANK, N.A. PROCUREMENT	00572428	PC0125FACL	THE HOME DEPOT 063 (Purchase)	General Fund	23.53
2025-02-11	JP MORGAN CHASE BANK, N.A. PROCUREMENT	00572428	PC0125FACL	JOANN STORES 605 (Purchase)	General Fund	28.83
2025-02-11	JP MORGAN CHASE BANK, N.A. PROCUREMENT	00572428	PC0125FACL	RUSSELL SIGLER INC (Purchase)	General Fund	938.78
2025-02-11	JP MORGAN CHASE BANK, N.A. PROCUREMENT	00572428	PC0125FACL	THE HOME DEPOT 063 (Purchase)	General Fund	7.20
2025-02-11	JP MORGAN CHASE BANK, N.A. PROCUREMENT	00572428	PC0125FACL	THE HOME DEPOT 063 (Purchase)	General Fund	28.34
2025-02-11	JP MORGAN CHASE BANK, N.A. PROCUREMENT	00572428	PC0125FACL	THE HOME DEPOT 063 (Purchase)	General Fund	23.90
2025-02-11	JP MORGAN CHASE BANK, N.A. PROCUREMENT	00572428	PC0125FACL	THE HOME DEPOT 063 (Purchase)	General Fund	9.77
2025-02-11	JP MORGAN CHASE BANK, N.A. PROCUREMENT	00572428	PC0125FACL	CONTRACTOR'S WH 71 (Purchase)	General Fund	30.77

Payment Date	Vendor Name	Voucher No.	Invoice No.	Description	Fund Code	Amount Paid
2025-02-11	JP MORGAN CHASE BANK, N.A. PROCUREMENT	00572428	PC0125FACL	THE HOME DEPOT 063 (Purchase)	General Fund	19.62
2025-02-11	JP MORGAN CHASE BANK, N.A. PROCUREMENT	00572428	PC0125FACL	AMC GLASS CO INC (Purchase)	General Fund	87.30
2025-02-11	JP MORGAN CHASE BANK, N.A. PROCUREMENT	00572428	PC0125FACL	EAGLE SIGNS AND DES (Purchase)	General Fund	438.20
2025-02-11	JP MORGAN CHASE BANK, N.A. PROCUREMENT	00572428	PC0125FACL	EAGLE SIGNS AND DES (Purchase)	General Fund	447.93
2025-02-11	JP MORGAN CHASE BANK, N.A. PROCUREMENT	00572428	PC0125FACL	THE HOME DEPOT 063 (Purchase)	General Fund	34.35
2025-02-11	JP MORGAN CHASE BANK, N.A. PROCUREMENT	00572428	PC0125FACL	THE HOME DEPOT 063 (Purchase)	General Fund	9.80
2025-02-11	JP MORGAN CHASE BANK, N.A. PROCUREMENT	00572428	PC0125FACL	THE HOME DEPOT 063 (Purchase)	General Fund	16.35
2025-02-11	JP MORGAN CHASE BANK, N.A. PROCUREMENT	00572428	PC0125FACL	THE HOME DEPOT 063 (Purchase)	General Fund	10.88
2025-02-11	JP MORGAN CHASE BANK, N.A. PROCUREMENT	00572428	PC0125FACL	ZORO TOOLS INC (Purchase)	General Fund	491.05
2025-02-11	JP MORGAN CHASE BANK, N.A. PROCUREMENT	00572428	PC0125FACL	ZORO TOOLS INC (Purchase)	General Fund	606.47
2025-02-11	JP MORGAN CHASE BANK, N.A. PROCUREMENT	00572429	PC0125FINC	AMAZON MKTPL (Purchase)	General Fund	846.60
2025-02-11	JP MORGAN CHASE BANK, N.A. PROCUREMENT	00572429	PC0125FINC	AMZN MKTP US (Purchase)	General Fund	8.62
2025-02-11	JP MORGAN CHASE BANK, N.A. PROCUREMENT	00572429	PC0125FINC	CSMFO (Purchase)	General Fund	60.00
2025-02-11	JP MORGAN CHASE BANK, N.A. PROCUREMENT	00572429	PC0125FINC	CSMFO (Purchase)	General Fund	150.00
2025-02-11	JP MORGAN CHASE BANK, N.A. PROCUREMENT	00572429	PC0125FINC	AMAZON MKTPL (Purchase)	General Fund	77.75
2025-02-11	JP MORGAN CHASE BANK, N.A. PROCUREMENT	00572429	PC0125FINC	UNITED AIRLINES (Purchase)	General Fund	138.19
2025-02-11	JP MORGAN CHASE BANK, N.A. PROCUREMENT	00572429	PC0125FINC	SOUTHWEST (Purchase)	General Fund	288.18
2025-02-11	JP MORGAN CHASE BANK, N.A.	00572429	PC0125FINC	THE SOURCING GROUP (Purchase)	General Fund	545.63

Payment Date	Vendor Name	Voucher No.	Invoice No.	Description	Fund Code	Amount Paid
	PROCUREMENT					
2025-02-11	JP MORGAN CHASE BANK, N.A. PROCUREMENT	00572429	PC0125FINC	SJ MERCURY NEWS CIR (Purchase)	General Fund	26.00
2025-02-11	JP MORGAN CHASE BANK, N.A. PROCUREMENT	00572429	PC0125FINC	GOVERNMENT FINANCE (Purchase)	General Fund	935.00
2025-02-11	JP MORGAN CHASE BANK, N.A. PROCUREMENT	00572429	PC0125FINC	NATIONAL PROCUREMEN (Purchase)	General Fund	130.00
2025-02-11	JP MORGAN CHASE BANK, N.A. PROCUREMENT	00572429	PC0125FINC	UNITED AIRLINES (Purchase)	General Fund	49.50
2025-02-11	JP MORGAN CHASE BANK, N.A. PROCUREMENT	00572430	PC0125FIRE	AMAZON MKTPL (Purchase)	General Fund	263.35
2025-02-11	JP MORGAN CHASE BANK, N.A. PROCUREMENT	00572430	PC0125FIRE	MEDWASTE MANAGEMENT (Purchase)	General Fund	109.00
2025-02-11	JP MORGAN CHASE BANK, N.A. PROCUREMENT	00572430	PC0125FIRE	ULINE (Purchase)	General Fund	106.43
2025-02-11	JP MORGAN CHASE BANK, N.A. PROCUREMENT	00572430	PC0125FIRE	MEDWASTE MANAGEMENT (Purchase)	General Fund	238.00
2025-02-11	JP MORGAN CHASE BANK, N.A. PROCUREMENT	00572429	PC0125FINC	D J (Purchase)	General Fund	6.00
2025-02-11	JP MORGAN CHASE BANK, N.A. PROCUREMENT	00572430	PC0125FIRE	AMZN MKTP US (Purchase)	General Fund	248.56
2025-02-11	JP MORGAN CHASE BANK, N.A. PROCUREMENT	00572430	PC0125FIRE	MEDWASTE MANAGEMENT (Purchase)	General Fund	238.00
2025-02-11	JP MORGAN CHASE BANK, N.A. PROCUREMENT	00572430	PC0125FIRE	A TOOL SHED INC. - (Purchase)	General Fund	8.82
2025-02-11	JP MORGAN CHASE BANK, N.A. PROCUREMENT	00572430	PC0125FIRE	MUSSON THEATRICAL (Purchase)	General Fund	131.93
2025-02-11	JP MORGAN CHASE BANK, N.A. PROCUREMENT	00572430	PC0125FIRE	CHEVRON 0096953 (Purchase)	General Fund	118.22
2025-02-11	JP MORGAN CHASE BANK, N.A. PROCUREMENT	00572430	PC0125FIRE	76 - DBA DAN CARLIN (Purchase)	General Fund	79.56
2025-02-11	JP MORGAN CHASE BANK, N.A. PROCUREMENT	00572430	PC0125FIRE	AIRGAS - WEST (Purchase)	General Fund	2,082.64
2025-02-11	JP MORGAN CHASE BANK, N.A. PROCUREMENT	00572430	PC0125FIRE	THE UPS STORE 4636 (Purchase)	General Fund	76.00

Payment Date	Vendor Name	Voucher No.	Invoice No.	Description	Fund Code	Amount Paid
2025-02-11	JP MORGAN CHASE BANK, N.A. PROCUREMENT	00572430	PC0125FIRE	AMERICAN HEART SHOP (Purchase)	General Fund	49.26
2025-02-11	JP MORGAN CHASE BANK, N.A. PROCUREMENT	00572430	PC0125FIRE	APPLE.COM BILL (Purchase)	General Fund	5.99
2025-02-11	JP MORGAN CHASE BANK, N.A. PROCUREMENT	00572430	PC0125FIRE	THE HOME DEPOT 063 (Purchase)	General Fund	51.17
2025-02-11	JP MORGAN CHASE BANK, N.A. PROCUREMENT	00572430	PC0125FIRE	MARRIOTT BURBANK A (Purchase)	General Fund	102.85
2025-02-11	JP MORGAN CHASE BANK, N.A. PROCUREMENT	00572430	PC0125FIRE	AMAZON.COM*ZD7A55AN (Purchase)	General Fund	39.38
2025-02-11	JP MORGAN CHASE BANK, N.A. PROCUREMENT	00572430	PC0125FIRE	AMAZON MKTPL (Purchase)	General Fund	179.25
2025-02-11	JP MORGAN CHASE BANK, N.A. PROCUREMENT	00572430	PC0125FIRE	IAAI (Purchase)	General Fund	563.00
2025-02-11	JP MORGAN CHASE BANK, N.A. PROCUREMENT	00572430	PC0125FIRE	MARRIOTT BURBANK A (Purchase)	General Fund	102.85
2025-02-11	JP MORGAN CHASE BANK, N.A. PROCUREMENT	00572430	PC0125FIRE	SHELL OIL 574444712 (Purchase)	General Fund	149.38
2025-02-11	JP MORGAN CHASE BANK, N.A. PROCUREMENT	00572430	PC0125FIRE	MARRIOTT BURBANK A (Purchase)	General Fund	205.71
2025-02-11	JP MORGAN CHASE BANK, N.A. PROCUREMENT	00572430	PC0125FIRE	THE HOME DEPOT 063 (Purchase)	Fire CUPA program Fund	6.12
2025-02-11	JP MORGAN CHASE BANK, N.A. PROCUREMENT	00572430	PC0125FIRE	CHEVRON 0096953 (Purchase)	General Fund	139.98
2025-02-11	JP MORGAN CHASE BANK, N.A. PROCUREMENT	00572430	PC0125FIRE	USPS.COM CLICKNSHIP (Purchase)	General Fund	10.10
2025-02-11	JP MORGAN CHASE BANK, N.A. PROCUREMENT	00572430	PC0125FIRE	APPLE.COM BILL (Purchase)	General Fund	17.99
2025-02-11	JP MORGAN CHASE BANK, N.A. PROCUREMENT	00572430	PC0125FIRE	APPLE.COM BILL (Purchase)	General Fund	5.99
2025-02-11	JP MORGAN CHASE BANK, N.A. PROCUREMENT	00572430	PC0125FIRE	AMERICAN HEART SHOP (Purchase)	General Fund	401.20
2025-02-11	JP MORGAN CHASE BANK, N.A. PROCUREMENT	00572430	PC0125FIRE	FEDEX (Purchase)	General Fund	23.27
2025-02-11	JP MORGAN CHASE BANK, N.A.	00572430	PC0125FIRE	APPLE.COM BILL (Purchase)	General Fund	17.99

Payment Date	Vendor Name	Voucher No.	Invoice No.	Description	Fund Code	Amount Paid
	PROCUREMENT					
2025-02-11	JP MORGAN CHASE BANK, N.A. PROCUREMENT	00572430	PC0125FIRE	AMAZON.COM*ZG7NE275 (Purchase)	General Fund	54.55
2025-02-11	JP MORGAN CHASE BANK, N.A. PROCUREMENT	00572430	PC0125FIRE	AMERICAN HEART SHOP (Purchase)	General Fund	10.20
2025-02-11	JP MORGAN CHASE BANK, N.A. PROCUREMENT	00572430	PC0125FIRE	SQ *TGO SOLUTIONS (Purchase)	Fire CUPA program Fund	499.00
2025-02-11	JP MORGAN CHASE BANK, N.A. PROCUREMENT	00572430	PC0125FIRE	SQ *TGO SOLUTIONS (Purchase)	Fire CUPA program Fund	499.00
2025-02-11	JP MORGAN CHASE BANK, N.A. PROCUREMENT	00572430	PC0125FIRE	PANERA BREAD 20448 (Purchase)	General Fund	45.34
2025-02-11	JP MORGAN CHASE BANK, N.A. PROCUREMENT	00572430	PC0125FIRE	IAAI (Purchase)	General Fund	103.00
2025-02-11	JP MORGAN CHASE BANK, N.A. PROCUREMENT	00572430	PC0125FIRE	CFPI.ORG (Purchase)	General Fund	395.00
2025-02-11	JP MORGAN CHASE BANK, N.A. PROCUREMENT	00572430	PC0125FIRE	INT'L CODE COUNCIL (Purchase)	General Fund	305.00
2025-02-11	JP MORGAN CHASE BANK, N.A. PROCUREMENT	00572430	PC0125FIRE	PANERA BREAD 20448 (Purchase)	General Fund	62.07
2025-02-11	JP MORGAN CHASE BANK, N.A. PROCUREMENT	00572430	PC0125FIRE	NAFI (Purchase)	General Fund	14.00
2025-02-11	JP MORGAN CHASE BANK, N.A. PROCUREMENT	00572430	PC0125FIRE	EB *2025 EMERGENCY (Purchase)	General Fund	92.55
2025-02-11	JP MORGAN CHASE BANK, N.A. PROCUREMENT	00572430	PC0125FIRE	CALIFORNIA EMERGENC (Purchase)	General Fund	195.00
2025-02-11	JP MORGAN CHASE BANK, N.A. PROCUREMENT	00572430	PC0125FIRE	SPI*DIRECTV SERVICE (Purchase)	General Fund	136.99
2025-02-11	JP MORGAN CHASE BANK, N.A. PROCUREMENT	00572430	PC0125FIRE	ADOBE *ADOBE (Purchase)	General Fund	49.99
2025-02-11	JP MORGAN CHASE BANK, N.A. PROCUREMENT	00572430	PC0125FIRE	IAAI (Purchase)	General Fund	93.00
2025-02-11	JP MORGAN CHASE BANK, N.A. PROCUREMENT	00572430	PC0125FIRE	CHEVRON 0207716 (Purchase)	General Fund	56.73
2025-02-11	JP MORGAN CHASE BANK, N.A. PROCUREMENT	00572430	PC0125FIRE	MUSSON THEATRICAL (Purchase)	General Fund	109.01

Payment Date	Vendor Name	Voucher No.	Invoice No.	Description	Fund Code	Amount Paid
2025-02-11	JP MORGAN CHASE BANK, N.A. PROCUREMENT	00572430	PC0125FIRE	NAFI (Purchase)	General Fund	60.00
2025-02-11	JP MORGAN CHASE BANK, N.A. PROCUREMENT	00572430	PC0125FIRE	SOUTHWEST (Purchase)	General Fund	477.36
2025-02-11	JP MORGAN CHASE BANK, N.A. PROCUREMENT	00572430	PC0125FIRE	IAAI (Purchase)	General Fund	93.00
2025-02-11	JP MORGAN CHASE BANK, N.A. PROCUREMENT	00572430	PC0125FIRE	CHEVRON 0091438 (Purchase)	General Fund	44.15
2025-02-11	JP MORGAN CHASE BANK, N.A. PROCUREMENT	00572430	PC0125FIRE	HYATT REGENCY ORANG (Purchase)	General Fund	792.28
2025-02-11	JP MORGAN CHASE BANK, N.A. PROCUREMENT	00572430	PC0125FIRE	HYATT REGENCY ORANG (Purchase)	General Fund	6.00
2025-02-11	JP MORGAN CHASE BANK, N.A. PROCUREMENT	00572430	PC0125FIRE	ALSCO INC. (Purchase)	General Fund	1,616.10
2025-02-11	JP MORGAN CHASE BANK, N.A. PROCUREMENT	00572430	PC0125FIRE	READYREFRESH WATERS (Purchase)	General Fund	2.17
2025-02-11	JP MORGAN CHASE BANK, N.A. PROCUREMENT	00572430	PC0125FIRE	AMAZON MKTPL (Purchase)	General Fund	34.91
2025-02-11	JP MORGAN CHASE BANK, N.A. PROCUREMENT	00572430	PC0125FIRE	AMAZON MKTPL (Purchase)	General Fund	21.53
2025-02-11	JP MORGAN CHASE BANK, N.A. PROCUREMENT	00572430	PC0125FIRE	AMAZON MKTPL (Purchase)	General Fund	8.33
2025-02-11	JP MORGAN CHASE BANK, N.A. PROCUREMENT	00572430	PC0125FIRE	ALSCO INC. (Purchase)	General Fund	1,713.55
2025-02-11	JP MORGAN CHASE BANK, N.A. PROCUREMENT	00572430	PC0125FIRE	HOMEDEPOT.COM (Purchase)	General Fund	69.29
2025-02-11	JP MORGAN CHASE BANK, N.A. PROCUREMENT	00572430	PC0125FIRE	AMZN MKTP US (Purchase)	General Fund	287.08
2025-02-11	JP MORGAN CHASE BANK, N.A. PROCUREMENT	00572430	PC0125FIRE	THE HOME DEPOT 063 (Purchase)	General Fund	479.65
2025-02-11	JP MORGAN CHASE BANK, N.A. PROCUREMENT	00572430	PC0125FIRE	HOMEDEPOT.COM (Purchase)	General Fund	81.65
2025-02-11	JP MORGAN CHASE BANK, N.A. PROCUREMENT	00572430	PC0125FIRE	AMAZON MKTPL (Purchase)	General Fund	56.71
2025-02-11	JP MORGAN CHASE BANK, N.A.	00572430	PC0125FIRE	PUNCHBOWL.COM (Credit)	General Fund	-35.88

Payment Date	Vendor Name	Voucher No.	Invoice No.	Description	Fund Code	Amount Paid
	PROCUREMENT					
2025-02-11	JP MORGAN CHASE BANK, N.A. PROCUREMENT	00572430	PC0125FIRE	STARLINK INTERNET (Purchase)	General Fund	56.52
2025-02-11	JP MORGAN CHASE BANK, N.A. PROCUREMENT	00572430	PC0125FIRE	STARLINK INTERNET (Purchase)	General Fund	56.52
2025-02-11	JP MORGAN CHASE BANK, N.A. PROCUREMENT	00572430	PC0125FIRE	AMAZON.COM*Z53X26TX (Purchase)	General Fund	109.07
2025-02-11	JP MORGAN CHASE BANK, N.A. PROCUREMENT	00572430	PC0125FIRE	FASTRAK VIOLATION C (Purchase)	General Fund	7.00
2025-02-11	JP MORGAN CHASE BANK, N.A. PROCUREMENT	00572430	PC0125FIRE	FASTRAK VIOLATION C (Purchase)	General Fund	13.80
2025-02-11	JP MORGAN CHASE BANK, N.A. PROCUREMENT	00572430	PC0125FIRE	THE HOME DEPOT 063 (Purchase)	General Fund	325.19
2025-02-11	JP MORGAN CHASE BANK, N.A. PROCUREMENT	00572430	PC0125FIRE	SPI*DIRECTV SERVICE (Purchase)	General Fund	92.99
2025-02-11	JP MORGAN CHASE BANK, N.A. PROCUREMENT	00572430	PC0125FIRE	FASTRAK VIOLATION C (Purchase)	General Fund	32.20
2025-02-11	JP MORGAN CHASE BANK, N.A. PROCUREMENT	00572430	PC0125FIRE	KNOX COMPANY INC (Purchase)	General Fund	1,298.00
2025-02-11	JP MORGAN CHASE BANK, N.A. PROCUREMENT	00572430	PC0125FIRE	AMAZON MKTPL (Purchase)	General Fund	7.63
2025-02-11	JP MORGAN CHASE BANK, N.A. PROCUREMENT	00572430	PC0125FIRE	AMAZON.COM*ZD2XH6W7 (Purchase)	General Fund	11.99
2025-02-11	JP MORGAN CHASE BANK, N.A. PROCUREMENT	00572430	PC0125FIRE	USPS PO 0569480201 (Purchase)	General Fund	219.00
2025-02-11	JP MORGAN CHASE BANK, N.A. PROCUREMENT	00572430	PC0125FIRE	EXXON TA BUTTONWILL (Purchase)	General Fund	130.24
2025-02-11	JP MORGAN CHASE BANK, N.A. PROCUREMENT	00572430	PC0125FIRE	SHELL OIL1301025701 (Purchase)	General Fund	47.11
2025-02-11	JP MORGAN CHASE BANK, N.A. PROCUREMENT	00572430	PC0125FIRE	CHEVRON 0095348 (Purchase)	General Fund	109.39
2025-02-11	JP MORGAN CHASE BANK, N.A. PROCUREMENT	00572430	PC0125FIRE	AMAZON MKTPL (Purchase)	General Fund	9.47
2025-02-11	JP MORGAN CHASE BANK, N.A. PROCUREMENT	00572430	PC0125FIRE	AMAZON MKTPL (Purchase)	General Fund	13.72

Payment Date	Vendor Name	Voucher No.	Invoice No.	Description	Fund Code	Amount Paid
2025-02-11	JP MORGAN CHASE BANK, N.A. PROCUREMENT	00572430	PC0125FIRE	SQ *PRECISION TRAIN (Purchase)	General Fund	676.00
2025-02-11	JP MORGAN CHASE BANK, N.A. PROCUREMENT	00572430	PC0125FIRE	IN *DEROTIC EMERGEN (Purchase)	General Fund	818.02
2025-02-11	JP MORGAN CHASE BANK, N.A. PROCUREMENT	00572430	PC0125FIRE	IN *DEROTIC EMERGEN (Purchase)	General Fund	280.00
2025-02-11	JP MORGAN CHASE BANK, N.A. PROCUREMENT	00572430	PC0125FIRE	AMAZON MKTPL (Purchase)	General Fund	8.72
2025-02-11	JP MORGAN CHASE BANK, N.A. PROCUREMENT	00572430	PC0125FIRE	WWW COSTCO COM (Purchase)	General Fund	535.99
2025-02-11	JP MORGAN CHASE BANK, N.A. PROCUREMENT	00572430	PC0125FIRE	DRIVEN SELF CARWASH (Purchase)	General Fund	14.00
2025-02-11	JP MORGAN CHASE BANK, N.A. PROCUREMENT	00572430	PC0125FIRE	TOP-LINE INDUSTRIAL (Purchase)	General Fund	22.07
2025-02-11	JP MORGAN CHASE BANK, N.A. PROCUREMENT	00572430	PC0125FIRE	EXXON CIRCLE K 0946 (Purchase)	General Fund	100.65
2025-02-11	JP MORGAN CHASE BANK, N.A. PROCUREMENT	00572430	PC0125FIRE	STARLINK INTERNET (Purchase)	General Fund	150.00
2025-02-11	JP MORGAN CHASE BANK, N.A. PROCUREMENT	00572430	PC0125FIRE	AMAZON MKTPL (Purchase)	General Fund	5.45
2025-02-11	JP MORGAN CHASE BANK, N.A. PROCUREMENT	00572430	PC0125FIRE	SOUTHWEST (Purchase)	General Fund	2,076.56
2025-02-11	JP MORGAN CHASE BANK, N.A. PROCUREMENT	00572430	PC0125FIRE	UNITED AIRLINES (Purchase)	General Fund	459.19
2025-02-11	JP MORGAN CHASE BANK, N.A. PROCUREMENT	00572430	PC0125FIRE	AMAZON MKTPL (Purchase)	General Fund	130.68
2025-02-11	JP MORGAN CHASE BANK, N.A. PROCUREMENT	00572430	PC0125FIRE	AMAZON MKTPL (Purchase)	General Fund	23.89
2025-02-11	JP MORGAN CHASE BANK, N.A. PROCUREMENT	00572430	PC0125FIRE	NI GOVERNMENT (Purchase)	General Fund	90.14
2025-02-11	JP MORGAN CHASE BANK, N.A. PROCUREMENT	00572430	PC0125FIRE	AMZN MKTP US (Purchase)	General Fund	173.43
2025-02-11	JP MORGAN CHASE BANK, N.A. PROCUREMENT	00572430	PC0125FIRE	HYATT REGENCY ORANG (Purchase)	General Fund	792.28
2025-02-11	JP MORGAN CHASE BANK, N.A.	00572430	PC0125FIRE	RS HUGHES CO. (Purchase)	General Fund	740.60

Payment Date	Vendor Name	Voucher No.	Invoice No.	Description	Fund Code	Amount Paid
	PROCUREMENT					
2025-02-11	JP MORGAN CHASE BANK, N.A. PROCUREMENT	00572430	PC0125FIRE	AMETEK BROOKFIELD (Purchase)	General Fund	800.00
2025-02-11	JP MORGAN CHASE BANK, N.A. PROCUREMENT	00572430	PC0125FIRE	NATIONAL GYM SUPPLY (Purchase)	General Fund	155.18
2025-02-11	JP MORGAN CHASE BANK, N.A. PROCUREMENT	00572430	PC0125FIRE	AMAZON MKTPL (Purchase)	General Fund	190.97
2025-02-11	JP MORGAN CHASE BANK, N.A. PROCUREMENT	00572430	PC0125FIRE	AMAZON MKTPL (Purchase)	General Fund	55.62
2025-02-11	JP MORGAN CHASE BANK, N.A. PROCUREMENT	00572431	PC0125HREC	CAL CHAMBER OF COMM (Purchase)	General Fund	1,768.72
2025-02-11	JP MORGAN CHASE BANK, N.A. PROCUREMENT	00572431	PC0125HREC	THE SOURCING GROUP (Purchase)	General Fund	261.90
2025-02-11	JP MORGAN CHASE BANK, N.A. PROCUREMENT	00572431	PC0125HREC	ZOOM.COM 888-799-96 (Purchase)	General Fund	15.99
2025-02-11	JP MORGAN CHASE BANK, N.A. PROCUREMENT	00572431	PC0125HREC	TLF*FLOWERSHOPPING. (Purchase)	General Fund	125.57
2025-02-11	JP MORGAN CHASE BANK, N.A. PROCUREMENT	00572431	PC0125HREC	THE SOURCING GROUP (Purchase)	General Fund	70.93
2025-02-11	JP MORGAN CHASE BANK, N.A. PROCUREMENT	00572431	PC0125HREC	SJSU EMARKET (Purchase)	General Fund	600.00
2025-02-11	JP MORGAN CHASE BANK, N.A. PROCUREMENT	00572431	PC0125HREC	AMAZON.COM*Z56628RA (Purchase)	General Fund	218.40
2025-02-11	JP MORGAN CHASE BANK, N.A. PROCUREMENT	00572431	PC0125HREC	BLT*BLOSSOM FLOWER (Purchase)	General Fund	139.43
2025-02-11	JP MORGAN CHASE BANK, N.A. PROCUREMENT	00572432	PC0125INFO	ZOOM.COM 888-799-96 (Purchase)	General Fund	105.99
2025-02-11	JP MORGAN CHASE BANK, N.A. PROCUREMENT	00572433	PC0125LIBR	AMAZON MKTPL (Purchase)	General Fund	16.36
2025-02-11	JP MORGAN CHASE BANK, N.A. PROCUREMENT	00572433	PC0125LIBR	AMAZON MKTPL (Purchase)	General Fund	32.15
2025-02-11	JP MORGAN CHASE BANK, N.A. PROCUREMENT	00572439	PC0125WATR	CALIFORNIA WATER EN (Purchase)	Sewer Utility	239.00
2025-02-11	JP MORGAN CHASE BANK, N.A. PROCUREMENT	00572439	PC0125WATR	GRAINGER (Purchase)	Sewer Utility	250.39

Payment Date	Vendor Name	Voucher No.	Invoice No.	Description	Fund Code	Amount Paid
2025-02-11	JP MORGAN CHASE BANK, N.A. PROCUREMENT	00572439	PC0125WATR	AMAZON.COM*ZE7798AC (Purchase)	Sewer Utility	631.83
2025-02-11	JP MORGAN CHASE BANK, N.A. PROCUREMENT	00572439	PC0125WATR	AMAZON MKTPL (Purchase)	Sewer Utility	63.94
2025-02-11	JP MORGAN CHASE BANK, N.A. PROCUREMENT	00572439	PC0125WATR	TXFUL.CC DRIVING-TE (Purchase)	Sewer Utility	79.00
2025-02-11	JP MORGAN CHASE BANK, N.A. PROCUREMENT	00572439	PC0125WATR	AMAZON.COM*Z56T770Z (Purchase)	Sewer Utility	97.07
2025-02-11	JP MORGAN CHASE BANK, N.A. PROCUREMENT	00572439	PC0125WATR	METROPOLITAN COMPOU (Purchase)	Sewer Utility	1,640.25
2025-02-11	JP MORGAN CHASE BANK, N.A. PROCUREMENT	00572439	PC0125WATR	AMZN MKTP US (Purchase)	Sewer Utility	121.20
2025-02-11	JP MORGAN CHASE BANK, N.A. PROCUREMENT	00572439	PC0125WATR	AMAZON.COM*Z53I84PS (Purchase)	Sewer Utility	422.31
2025-02-11	JP MORGAN CHASE BANK, N.A. PROCUREMENT	00572439	PC0125WATR	AMAZON MKTPL (Purchase)	Sewer Utility	168.24
2025-02-11	JP MORGAN CHASE BANK, N.A. PROCUREMENT	00572439	PC0125WATR	AMAZON MKTPL (Purchase)	Sewer Utility	248.72
2025-02-11	JP MORGAN CHASE BANK, N.A. PROCUREMENT	00572439	PC0125WATR	CALIFORNIA WATER EN (Purchase)	Sewer Utility	111.00
2025-02-11	JP MORGAN CHASE BANK, N.A. PROCUREMENT	00572439	PC0125WATR	POLLARDWATER.COM 3 (Purchase)	Sewer Utility	440.57
2025-02-11	JP MORGAN CHASE BANK, N.A. PROCUREMENT	00572439	PC0125WATR	AMAZON MKTPL (Purchase)	Sewer Utility	124.34
2025-02-11	JP MORGAN CHASE BANK, N.A. PROCUREMENT	00572439	PC0125WATR	AMZN MKTP US (Purchase)	Sewer Utility	20.46
2025-02-11	JP MORGAN CHASE BANK, N.A. PROCUREMENT	00572439	PC0125WATR	AMZN MKTP US (Purchase)	Sewer Utility	19.60
2025-02-11	JP MORGAN CHASE BANK, N.A. PROCUREMENT	00572439	PC0125WATR	NORLAB INC. (Purchase)	Sewer Utility	636.54
2025-02-11	JP MORGAN CHASE BANK, N.A. PROCUREMENT	00572439	PC0125WATR	CALIFORNIA WATER EN (Purchase)	Sewer Utility	239.00
2025-02-11	JP MORGAN CHASE BANK, N.A. PROCUREMENT	00572439	PC0125WATR	CONSOLIDATED PARTS (Purchase)	Sewer Utility	79.92
2025-02-11	JP MORGAN CHASE BANK, N.A.	00572439	PC0125WATR	HARBOR FREIGHT TOOL (Purchase)	Sewer Utility	92.73

Payment Date	Vendor Name	Voucher No.	Invoice No.	Description	Fund Code	Amount Paid
	PROCUREMENT					
2025-02-11	JP MORGAN CHASE BANK, N.A. PROCUREMENT	00572439	PC0125WATR	AMAZON MKTPL (Purchase)	Sewer Utility	43.52
2025-02-11	JP MORGAN CHASE BANK, N.A. PROCUREMENT	00572439	PC0125WATR	THE HOME DEPOT 063 (Purchase)	Sewer Utility	170.41
2025-02-11	JP MORGAN CHASE BANK, N.A. PROCUREMENT	00572429	PC0125FINC	AMAZON MKTPL (Purchase)	Sewer Utility	98.15
2025-02-11	JP MORGAN CHASE BANK, N.A. PROCUREMENT	00572431	PC0125HREC	BCWJ* SINGLE-JOB-PA (Purchase)	Sewer Utility	80.00
2025-02-11	JP MORGAN CHASE BANK, N.A. PROCUREMENT	00572431	PC0125HREC	PAYPAL (Purchase)	Sewer Utility	134.00
2025-02-11	JP MORGAN CHASE BANK, N.A. PROCUREMENT	00572432	PC0125INFO	AMZN MKTP US (Purchase)	Information Technology Service	32.63
2025-02-11	JP MORGAN CHASE BANK, N.A. PROCUREMENT	00572432	PC0125INFO	AMAZON MKTPL (Purchase)	Information Technology Service	289.14
2025-02-11	JP MORGAN CHASE BANK, N.A. PROCUREMENT	00572432	PC0125INFO	BLUEBEAM INC. (Purchase)	Sewer Utility	130.00
2025-02-11	JP MORGAN CHASE BANK, N.A. PROCUREMENT	00572432	PC0125INFO	AMAZON MKTPL (Purchase)	Information Technology Service	21.78
2025-02-11	JP MORGAN CHASE BANK, N.A. PROCUREMENT	00572432	PC0125INFO	AMAZON MKTPL (Purchase)	Information Technology Service	124.02
2025-02-11	JP MORGAN CHASE BANK, N.A. PROCUREMENT	00572432	PC0125INFO	AMZN MKTP US (Purchase)	Information Technology Service	28.36
2025-02-11	JP MORGAN CHASE BANK, N.A. PROCUREMENT	00572432	PC0125INFO	2COCOM*EASEUS (Purchase)	Information Technology Service	69.95
2025-02-11	JP MORGAN CHASE BANK, N.A. PROCUREMENT	00572432	PC0125INFO	AMAZON MKTPL (Purchase)	Information Technology Service	46.65
2025-02-11	JP MORGAN CHASE BANK, N.A. PROCUREMENT	00572432	PC0125INFO	MSFT * E0600UXX1N (Purchase)	Information Technology Service	103.54
2025-02-11	JP MORGAN CHASE BANK, N.A. PROCUREMENT	00572432	PC0125INFO	INFORMATION SYSTEM (Purchase)	Information Technology Service	225.00
2025-02-11	JP MORGAN CHASE BANK, N.A. PROCUREMENT	00572432	PC0125INFO	LOGICAL OPERATIONS (Purchase)	Information Technology Service	52.15
2025-02-11	JP MORGAN CHASE BANK, N.A. PROCUREMENT	00572432	PC0125INFO	ZOOM.COM 888-799-96 (Purchase)	Information Technology Service	1,122.87

Payment Date	Vendor Name	Voucher No.	Invoice No.	Description	Fund Code	Amount Paid
2025-02-11	JP MORGAN CHASE BANK, N.A. PROCUREMENT	00572432	PC0125INFO	DNH*GODADDY 3527826 (Purchase)	Information Technology Service	14.98
2025-02-11	JP MORGAN CHASE BANK, N.A. PROCUREMENT	00572432	PC0125INFO	ATT (Purchase)	Information Technology Service	0.78
2025-02-11	JP MORGAN CHASE BANK, N.A. PROCUREMENT	00572433	PC0125LIBR	AMZN MKTP US (Purchase)	Library Operating Grant Fund	50.92
2025-02-11	JP MORGAN CHASE BANK, N.A. PROCUREMENT	00572433	PC0125LIBR	AMAZON MKTPL (Purchase)	Library Operating Grant Fund	145.27
2025-02-11	JP MORGAN CHASE BANK, N.A. PROCUREMENT	00572433	PC0125LIBR	COSTCO WHSE 0129 (Purchase)	Library Operating Grant Fund	110.84
2025-02-11	JP MORGAN CHASE BANK, N.A. PROCUREMENT	00572433	PC0125LIBR	AMAZON.COM*Z528N4KK (Purchase)	Library Operating Grant Fund	43.55
2025-02-11	JP MORGAN CHASE BANK, N.A. PROCUREMENT	00572433	PC0125LIBR	AMAZON MKTPL (Purchase)	Library Operating Grant Fund	655.52
2025-02-11	JP MORGAN CHASE BANK, N.A. PROCUREMENT	00572438	PC0125STRT	OPC CROS R2 PYMNT F (Purchase)	Fleet Operation Fund	3.28
2025-02-11	JP MORGAN CHASE BANK, N.A. PROCUREMENT	00572438	PC0125STRT	CALIFORNIA DEPARTME (Purchase)	Fleet Operation Fund	142.42
2025-02-11	JP MORGAN CHASE BANK, N.A. PROCUREMENT	00572438	PC0125STRT	OPC CROS R2 PYMNT F (Purchase)	Fleet Operation Fund	29.99
2025-02-11	JP MORGAN CHASE BANK, N.A. PROCUREMENT	00572438	PC0125STRT	CALIFORNIA DEPARTME (Purchase)	Fleet Operation Fund	1,304.00
2025-02-11	JP MORGAN CHASE BANK, N.A. PROCUREMENT	00572416	PC0125AUTO	FASTRAK VIOLATION C (Purchase)	Fleet Operation Fund	7.00
2025-02-11	JP MORGAN CHASE BANK, N.A. PROCUREMENT	00572416	PC0125AUTO	ANCHOR ELECTRONICS (Purchase)	Fleet Operation Fund	3.60
2025-02-11	JP MORGAN CHASE BANK, N.A. PROCUREMENT	00572416	PC0125AUTO	FASTRAK VIOLATION C (Purchase)	Fleet Operation Fund	12.75
2025-02-11	JP MORGAN CHASE BANK, N.A. PROCUREMENT	00572416	PC0125AUTO	METAL-WERX LLC (Purchase)	Fleet Operation Fund	31.09
2025-02-11	JP MORGAN CHASE BANK, N.A. PROCUREMENT	00572416	PC0125AUTO	ROSS TRUCK REPAIR (Purchase)	Fleet Operation Fund	404.93
2025-02-11	JP MORGAN CHASE BANK, N.A. PROCUREMENT	00572416	PC0125AUTO	FASTRAK VIOLATION C (Purchase)	Fleet Operation Fund	10.75
2025-02-11	JP MORGAN CHASE BANK, N.A.	00572416	PC0125AUTO	SQ *MEMA NORCAL (Purchase)	Fleet Operation Fund	275.00

Payment Date	Vendor Name	Voucher No.	Invoice No.	Description	Fund Code	Amount Paid
	PROCUREMENT					
2025-02-11	JP MORGAN CHASE BANK, N.A. PROCUREMENT	00572428	PC0125FACL	HARDWOODS (Purchase)	Fleet Operation Fund	81.52
2025-02-11	JP MORGAN CHASE BANK, N.A. PROCUREMENT	00572430	PC0125FIRE	CFPI.ORG (Purchase)	Fire New Dvlpmnt Srvc Fee	395.00
2025-02-11	JP MORGAN CHASE BANK, N.A. PROCUREMENT	00572416	PC0125AUTO	AMZN MKTP US (Purchase)	Fleet Operation Fund	90.18
2025-02-11	JP MORGAN CHASE BANK, N.A. PROCUREMENT	00572416	PC0125AUTO	ZEP PRODUCTS (Purchase)	Fleet Operation Fund	514.03
2025-02-11	JP MORGAN CHASE BANK, N.A. PROCUREMENT	00572416	PC0125AUTO	AMAZON MKTPL (Purchase)	Fleet Operation Fund	22.91
2025-02-11	JP MORGAN CHASE BANK, N.A. PROCUREMENT	00572416	PC0125AUTO	AMAZON.COM*ZP3FI06D (Purchase)	Fleet Operation Fund	83.99
2025-02-11	JP MORGAN CHASE BANK, N.A. PROCUREMENT	00572416	PC0125AUTO	AMAZON.COM*ZG7HK9E6 (Purchase)	Fleet Operation Fund	502.01
2025-02-11	JP MORGAN CHASE BANK, N.A. PROCUREMENT	00572416	PC0125AUTO	AMAZON MKTPL (Purchase)	Vehicle Replacement Fund	130.72
2025-02-11	JP MORGAN CHASE BANK, N.A. PROCUREMENT	00572416	PC0125AUTO	AMZN MKTP US (Purchase)	Fleet Operation Fund	19.59
2025-02-11	JP MORGAN CHASE BANK, N.A. PROCUREMENT	00572416	PC0125AUTO	CTC-VIS *SVC (Purchase)	Fleet Operation Fund	3.73
2025-02-11	JP MORGAN CHASE BANK, N.A. PROCUREMENT	00572416	PC0125AUTO	CTC-VIS (Purchase)	Fleet Operation Fund	124.72
				Total for Payment No.:		194,965.10

Payment No: W25186

Payment Date	Vendor Name	Voucher No.	Invoice No.	Description	Fund Code	Amount Paid
2025-02-12	SEDGWICK CLAIMS MGMT SVCS INC	00571702	SF-8029-2025-01630430	WT: Work Comp Escrw Acct JAN25	Workers Compensation	225,733.24
				Total for Payment No.:		225,733.24

Payment No: 725031

Payment Date	Vendor Name	Voucher No.	Invoice No.	Description	Fund Code	Amount Paid
2025-02-28	FREEWAY TOYOTA OF HANFORD	00572231	4119317	DISCOUNT	Vehicle Replacement Fund	-545.63
2025-02-28	FREEWAY TOYOTA OF HANFORD	00572231	4119317	2024 TOYOTA TACOMA SR (7162)	Vehicle Replacement Fund	34,148.48
2025-02-28	FREEWAY TOYOTA OF HANFORD	00572231	4119317	DS-DECK RAIL SYSTEM (REQUIRED)	Vehicle Replacement Fund	76.39
2025-02-28	FREEWAY TOYOTA OF HANFORD	00572231	4119317	TO-TOWING PACKAGE	Vehicle Replacement Fund	589.28
2025-02-28	FREEWAY TOYOTA OF HANFORD	00572231	4119317	L5-SPRAY ON BED LINER	Vehicle Replacement Fund	627.47
2025-02-28	FREEWAY TOYOTA OF HANFORD	00572214	4119189	2024 TOYOTA TACOMA SR (7162)	Vehicle Replacement Fund	34,148.48
2025-02-28	FREEWAY TOYOTA OF HANFORD	00572214	4119189	DS-DECK RAIL SYSTEM (REQUIRED)	Vehicle Replacement Fund	76.39
2025-02-28	FREEWAY TOYOTA OF HANFORD	00572214	4119189	TO-TOWING PACKAGE	Vehicle Replacement Fund	589.28
2025-02-28	FREEWAY TOYOTA OF HANFORD	00572214	4119189	L5-SPRAY ON BED LINER	Vehicle Replacement Fund	627.47
2025-02-28	FREEWAY TOYOTA OF HANFORD	00572214	4119189	R2-OVAL TUBE STEP	Vehicle Replacement Fund	654.75
2025-02-28	FREEWAY TOYOTA OF HANFORD	00572214	4119189	DISCOUNT	Vehicle Replacement Fund	-545.63
2025-02-28	FREEWAY TOYOTA OF HANFORD	00572214	4119189	DELIVERY	Vehicle Replacement Fund	350.00
2025-02-28	FREEWAY TOYOTA OF HANFORD	00572214	4119189	RT-MINI TIE DOWN	Vehicle Replacement Fund	49.11
2025-02-28	FREEWAY TOYOTA OF HANFORD	00572214	4119189	DOC FEE	Vehicle Replacement Fund	92.76
2025-02-28	FREEWAY TOYOTA OF HANFORD	00572214	4119189	CA TIRE TAX	Vehicle Replacement Fund	8.75
2025-02-28	FREEWAY TOYOTA OF HANFORD	00572231	4119317	DELIVERY	Vehicle Replacement Fund	350.00
2025-02-28	FREEWAY TOYOTA OF HANFORD	00572231	4119317	R2-OVAL TUBE STEP	Vehicle Replacement Fund	654.75
2025-02-28	FREEWAY TOYOTA OF HANFORD	00572231	4119317	RT-MINI TIE DOWN	Vehicle Replacement	49.11

Payment Date	Vendor Name	Voucher No.	Invoice No.	Description	Fund Code	Amount Paid
					Fund	
2025-02-28	FREEWAY TOYOTA OF HANFORD	00572231	4119317	DOC FEE	Vehicle Replacement Fund	92.76
2025-02-28	FREEWAY TOYOTA OF HANFORD	00572231	4119317	CA TIRE TAX	Vehicle Replacement Fund	8.75
2025-02-28	FREEWAY TOYOTA OF HANFORD	00572240	4119442	2024 TOYOTA TACOMA SR (7162)	Vehicle Replacement Fund	34,148.48
2025-02-28	FREEWAY TOYOTA OF HANFORD	00572240	4119442	RT-MINI TIE DOWN	Vehicle Replacement Fund	49.11
2025-02-28	FREEWAY TOYOTA OF HANFORD	00572240	4119442	DOC FEE	Vehicle Replacement Fund	92.76
2025-02-28	FREEWAY TOYOTA OF HANFORD	00572251	4119574	TO-TOWING PACKAGE	Vehicle Replacement Fund	589.28
2025-02-28	FREEWAY TOYOTA OF HANFORD	00572240	4119442	TO-TOWING PACKAGE	Vehicle Replacement Fund	589.28
2025-02-28	FREEWAY TOYOTA OF HANFORD	00572240	4119442	L5-SPRAY ON BED LINER	Vehicle Replacement Fund	627.47
2025-02-28	FREEWAY TOYOTA OF HANFORD	00572240	4119442	R2-OVAL TUBE STEP	Vehicle Replacement Fund	654.75
2025-02-28	FREEWAY TOYOTA OF HANFORD	00572240	4119442	DS-DECK RAIL SYSTEM (REQUIRED)	Vehicle Replacement Fund	76.39
2025-02-28	FREEWAY TOYOTA OF HANFORD	00572240	4119442	CA TIRE TAX	Vehicle Replacement Fund	8.75
2025-02-28	FREEWAY TOYOTA OF HANFORD	00572246	4119444	L5-SPRAY ON BED LINER	Vehicle Replacement Fund	627.47
2025-02-28	FREEWAY TOYOTA OF HANFORD	00572246	4119444	R2-OVAL TUBE STEP	Vehicle Replacement Fund	654.75
2025-02-28	FREEWAY TOYOTA OF HANFORD	00572246	4119444	RT-MINI TIE DOWN	Vehicle Replacement Fund	49.11
2025-02-28	FREEWAY TOYOTA OF HANFORD	00572246	4119444	DOC FEE	Vehicle Replacement Fund	92.76
2025-02-28	FREEWAY TOYOTA OF HANFORD	00572246	4119444	CA TIRE TAX	Vehicle Replacement Fund	8.75
2025-02-28	FREEWAY TOYOTA OF HANFORD	00572246	4119444	DELIVERY	Vehicle Replacement Fund	350.00

Payment Date	Vendor Name	Voucher No.	Invoice No.	Description	Fund Code	Amount Paid
2025-02-28	FREEWAY TOYOTA OF HANFORD	00572240	4119442	DELIVERY	Vehicle Replacement Fund	350.00
2025-02-28	FREEWAY TOYOTA OF HANFORD	00572246	4119444	TO-TOWING PACKAGE	Vehicle Replacement Fund	589.28
2025-02-28	FREEWAY TOYOTA OF HANFORD	00572240	4119442	DISCOUNT	Vehicle Replacement Fund	-545.63
2025-02-28	FREEWAY TOYOTA OF HANFORD	00572246	4119444	2024 TOYOTA TACOMA SR (7162)	Vehicle Replacement Fund	34,148.48
2025-02-28	FREEWAY TOYOTA OF HANFORD	00572246	4119444	DS-DECK RAIL SYSTEM (REQUIRED)	Vehicle Replacement Fund	76.39
2025-02-28	FREEWAY TOYOTA OF HANFORD	00572251	4119574	L5-SPRAY ON BED LINER	Vehicle Replacement Fund	627.47
2025-02-28	FREEWAY TOYOTA OF HANFORD	00572246	4119444	DISCOUNT	Vehicle Replacement Fund	-545.63
2025-02-28	FREEWAY TOYOTA OF HANFORD	00572251	4119574	2024 TOYOTA TACOMA SR (7162)	Vehicle Replacement Fund	34,148.48
2025-02-28	FREEWAY TOYOTA OF HANFORD	00572251	4119574	DS-DECK RAIL SYSTEM (REQUIRED)	Vehicle Replacement Fund	76.39
2025-02-28	FREEWAY TOYOTA OF HANFORD	00572251	4119574	R2-OVAL TUBE STEP	Vehicle Replacement Fund	654.75
2025-02-28	FREEWAY TOYOTA OF HANFORD	00572251	4119574	RT-MINI TIE DOWN	Vehicle Replacement Fund	49.11
2025-02-28	FREEWAY TOYOTA OF HANFORD	00572251	4119574	CA TIRE TAX	Vehicle Replacement Fund	8.75
2025-02-28	FREEWAY TOYOTA OF HANFORD	00572251	4119574	DELIVERY	Vehicle Replacement Fund	350.00
2025-02-28	FREEWAY TOYOTA OF HANFORD	00572251	4119574	DOC FEE	Vehicle Replacement Fund	92.76
2025-02-28	FREEWAY TOYOTA OF HANFORD	00572255	4119632	L5-SPRAY ON BED LINER	Vehicle Replacement Fund	627.47
2025-02-28	FREEWAY TOYOTA OF HANFORD	00572255	4119632	DOC FEE	Vehicle Replacement Fund	92.76
2025-02-28	FREEWAY TOYOTA OF HANFORD	00572255	4119632	DELIVERY	Vehicle Replacement Fund	350.00
2025-02-28	FREEWAY TOYOTA OF HANFORD	00572255	4119632	R2-OVAL TUBE STEP	Vehicle Replacement	654.75

Payment Date	Vendor Name	Voucher No.	Invoice No.	Description	Fund Code	Amount Paid
					Fund	
2025-02-28	FREEWAY TOYOTA OF HANFORD	00572255	4119632	RT-MINI TIE DOWN	Vehicle Replacement Fund	49.11
2025-02-28	FREEWAY TOYOTA OF HANFORD	00572251	4119574	DISCOUNT	Vehicle Replacement Fund	-545.63
2025-02-28	FREEWAY TOYOTA OF HANFORD	00572255	4119632	DISCOUNT	Vehicle Replacement Fund	-545.63
2025-02-28	FREEWAY TOYOTA OF HANFORD	00572255	4119632	DS-DECK RAIL SYSTEM (REQUIRED)	Vehicle Replacement Fund	76.39
2025-02-28	FREEWAY TOYOTA OF HANFORD	00572255	4119632	TO-TOWING PACKAGE	Vehicle Replacement Fund	589.28
2025-02-28	FREEWAY TOYOTA OF HANFORD	00572255	4119632	2024 TOYOTA TACOMA SR (7162)	Vehicle Replacement Fund	34,148.48
2025-02-28	FREEWAY TOYOTA OF HANFORD	00572255	4119632	CA TIRE TAX	Vehicle Replacement Fund	8.75
				Total for Payment No.:		216,308.16

Payment No: 032435

Payment Date	Vendor Name	Voucher No.	Invoice No.	Description	Fund Code	Amount Paid
2025-03-07	REDWOOD CONSTRUCTN & EQUIP INC	00572766	04	CITYWIDE EMERGENCY GENERATOR R	Public Buildings	210,781.25
				Total for Payment No.:		210,781.25

Payment No: 725093

Payment Date	Vendor Name	Voucher No.	Invoice No.	Description	Fund Code	Amount Paid
2025-03-07	GALLERY AT CENTRAL PARK	00572491	29393FEB2025	REIMBURSE INTEREST EARNINGS	Streets and Highways Capital F	199,106.82
				Total for Payment No.:		199,106.82

Payment No: 032178

Payment Date	Vendor Name	Voucher No.	Invoice No.	Description	Fund Code	Amount Paid
2025-02-14	AMERICAN POWER SOLUTIONS	00571672	APS2440041B	538-2222-80300-(P)6189	Public Buildings	7,680.98

Payment Date	Vendor Name	Voucher No.	Invoice No.	Description	Fund Code	Amount Paid
				Total for Payment No.:		7,680.98

Payment No: W25205

Payment Date	Vendor Name	Voucher No.	Invoice No.	Description	Fund Code	Amount Paid
2025-03-07	SEDGWICK CLAIMS MGMT SVCS INC	00572963	SF-8029-2025-01645847	WT: ESCROW DEPOSIT WORK COMP	Workers Compensation	174,818.68
				Total for Payment No.:		174,818.68

Payment No: 725056

Payment Date	Vendor Name	Voucher No.	Invoice No.	Description	Fund Code	Amount Paid
2025-02-28	PIPE AND PLANT SOLUTIONS, INC.	00572172	24483-01	CONDITION ASSESSMENT OF SEWER	Sewer Utility Construction	159,000.00
				Total for Payment No.:		159,000.00

Payment No: 724746

Payment Date	Vendor Name	Voucher No.	Invoice No.	Description	Fund Code	Amount Paid
2025-02-14	ASG BUILDERS	00571694	02	RETENTION	H.U.D Capital Projects	-7,448.82
2025-02-14	ASG BUILDERS	00571694	02	2024 ADA CURB RAMPS (CE 23-24-	H.U.D Capital Projects	148,976.40
				Total for Payment No.:		141,527.58

Payment No: 032333

Payment Date	Vendor Name	Voucher No.	Invoice No.	Description	Fund Code	Amount Paid
2025-02-28	MISSION TRAIL WASTE SYSTEMS	00571738	0000540342	CART&FRONT LOAD BIN SVC FEB25	Water Utility	1,295.37
2025-02-28	MISSION TRAIL WASTE SYSTEMS	00571737	0000539405	DEBRIS BIN SVC JAN 2025	Cemetery	2,478.70
2025-02-28	MISSION TRAIL WASTE SYSTEMS	00571631	m758	FOOD SCRAP PROC FEE DEC 2024	Solid Waste Program	94,053.77
2025-02-28	MISSION TRAIL WASTE SYSTEMS	00571625	0000539409	ROLL OFF SVC JAN2025	Solid Waste Program	426.04
2025-02-28	MISSION TRAIL WASTE SYSTEMS	00571737	0000539405	DEBRIS BIN SVC JAN 2025	Solid Waste Program	190.30
2025-02-28	MISSION TRAIL WASTE SYSTEMS	00571738	0000540342	CART&FRONT LOAD BIN SVC FEB25	Solid Waste Program	2,096.69

Payment Date	Vendor Name	Voucher No.	Invoice No.	Description	Fund Code	Amount Paid
2025-02-28	MISSION TRAIL WASTE SYSTEMS	00571626	0000539404	ROLL OFF SVC 1700 WALSH JAN25	Solid Waste Program	10,453.69
2025-02-28	MISSION TRAIL WASTE SYSTEMS	00571738	0000540342	CART&FRONT LOAD BIN SVC FEB25	General Fund	8,168.38
2025-02-28	MISSION TRAIL WASTE SYSTEMS	00571738	0000540342	CART&FRONT LOAD BIN SVC FEB25	General Fund	1,111.19
2025-02-28	MISSION TRAIL WASTE SYSTEMS	00571738	0000540342	CART&FRONT LOAD BIN SVC FEB25	General Fund	569.21
2025-02-28	MISSION TRAIL WASTE SYSTEMS	00571738	0000540342	CART&FRONT LOAD BIN SVC FEB25	General Fund	76.55
2025-02-28	MISSION TRAIL WASTE SYSTEMS	00571738	0000540342	CART&FRONT LOAD BIN SVC FEB25	General Fund	1,835.48
2025-02-28	MISSION TRAIL WASTE SYSTEMS	00571737	0000539405	DEBRIS BIN SVC JAN 2025	General Fund	4,545.68
2025-02-28	MISSION TRAIL WASTE SYSTEMS	00571737	0000539405	DEBRIS BIN SVC JAN 2025	General Fund	288.66
2025-02-28	MISSION TRAIL WASTE SYSTEMS	00571738	0000540342	CART&FRONT LOAD BIN SVC FEB25	General Fund	4,818.73
				Total for Payment No.:		132,408.44

Payment No: 725169

Payment Date	Vendor Name	Voucher No.	Invoice No.	Description	Fund Code	Amount Paid
2025-03-07	LIFE SCAN WELLNESS CENTERS	00572581	3277	LIFE SCAN WELLNESS MEDICAL EVA	General Fund	3,684.00
2025-03-07	LIFE SCAN WELLNESS CENTERS	00572582	2871	LIFE SCAN WELLNESS MEDICAL EVA	General Fund	126,336.00
				Total for Payment No.:		130,020.00

Payment No: 724799

Payment Date	Vendor Name	Voucher No.	Invoice No.	Description	Fund Code	Amount Paid
2025-02-14	DOWNTOWN FORD SALES	00570127	9944COR	Discount invoice #9944	Vehicle Replacement Fund	-500.00
2025-02-14	DOWNTOWN FORD SALES	00571624	10549	CA TIRE TAX	Vehicle Replacement Fund	4.38
2025-02-14	DOWNTOWN FORD SALES	00571624	10549	TWO (2) FORD F150 LIGHTNING PR	Vehicle Replacement Fund	53,271.55

Payment Date	Vendor Name	Voucher No.	Invoice No.	Description	Fund Code	Amount Paid
2025-02-14	DOWNTOWN FORD SALES	00571624	10549	TWO (2) EXTENDED RANGE BATTERY	Vehicle Replacement Fund	10,912.50
2025-02-14	DOWNTOWN FORD SALES	00571624	10549	TWO (2) DOC FEE	Vehicle Replacement Fund	92.76
2025-02-14	DOWNTOWN FORD SALES	00571624	10549	DELIVERY	Vehicle Replacement Fund	500.00
2025-02-14	DOWNTOWN FORD SALES	00571624	10549	TWO (2) SPRAY BEDLINER	Vehicle Replacement Fund	649.29
2025-02-14	DOWNTOWN FORD SALES	00571624	10549	PROMPT PAYMENT DISCOUNT	Vehicle Replacement Fund	-545.63
				Total for Payment No.:		64,384.85

Payment No: 724924

Payment Date	Vendor Name	Voucher No.	Invoice No.	Description	Fund Code	Amount Paid
2025-02-21	IMPEC GROUP, LLC	00571398	2501213	CENTRAL LIB WAX CAFE	Public Buildings	250.00
2025-02-21	IMPEC GROUP, LLC	00571399	2501132	JANITORIAL JAN 2025	General Fund	122,477.12
				Total for Payment No.:		122,727.12

Payment No: W25203

Payment Date	Vendor Name	Voucher No.	Invoice No.	Description	Fund Code	Amount Paid
2025-03-07	WASHINGTON TRUST BANK	00572949	02/16/25-03/01/25	WT:VEBA CONTRIB B2505	Fringe Benefits	116,041.96
				Total for Payment No.:		116,041.96

Payment No: 032382

Payment Date	Vendor Name	Voucher No.	Invoice No.	Description	Fund Code	Amount Paid
2025-03-07	BENEFIT COORDINATORS CORP	00572933	B0HCNR	VISION & DENTAL MAR25	Payroll Liability&ClearingAcct	13,989.10
2025-03-07	BENEFIT COORDINATORS CORP	00572933	B0HCNR	VISION & DENTAL MAR25	Payroll Liability&ClearingAcct	94,704.98
				Total for Payment No.:		108,694.08

Payment No: 724838

Payment Date	Vendor Name	Voucher No.	Invoice No.	Description	Fund Code	Amount Paid
2025-02-14	SANTA CLARA UNIFIED SCHOOL	00571594	12815	MCCPA Operating Costs 2023-202	General Fund	100,490.55
				Total for Payment No.:		100,490.55

Payment No: 724750

Payment Date	Vendor Name	Voucher No.	Invoice No.	Description	Fund Code	Amount Paid
2025-02-14	CITY OF SAN JOSE	00571593	1255878	STEVENS CREEK BOULEVARD VISION	Streets and Highways Capital F	98,935.12
				Total for Payment No.:		98,935.12

Payment No: 032270

Payment Date	Vendor Name	Voucher No.	Invoice No.	Description	Fund Code	Amount Paid
2025-02-21	LEVY SANTA CLARA CONVENTION CENTER	00571852	LEVYINV111	LEVY TEACHING KITCHEN	SCCC-Levy Food & Beverage	28,749.25
2025-02-21	LEVY SANTA CLARA CONVENTION CENTER	00571853	LEVYINV2411	LEVY SHORTFALL NOV	SCCC-Levy Food & Beverage	53,755.04
2025-02-21	LEVY SANTA CLARA CONVENTION CENTER	00571854	LEVYINV112	GLASSES,RACKS,STORAGE,DISPL	SCCC-Levy Food & Beverage	11,631.70
				Total for Payment No.:		94,135.99

Payment No: 725115

Payment Date	Vendor Name	Voucher No.	Invoice No.	Description	Fund Code	Amount Paid
2025-03-07	ADAMS POOL SOLUTIONS	00572644	67299	SENIOR CENTER LAP POOL REPLAST	General Fund	59,923.81
2025-03-07	ADAMS POOL SOLUTIONS	00572644	67299	SENIOR CENTER WARM WATER POOL	General Fund	23,094.12
2025-03-07	ADAMS POOL SOLUTIONS	00572644	67299	CONTINGENCY	General Fund	5,456.25
2025-03-07	ADAMS POOL SOLUTIONS	00572644	67299	DEPTH MARKER UPDATES	General Fund	4,910.63
				Total for Payment No.:		93,384.81

Payment No: 032375

Payment Date	Vendor Name	Voucher No.	Invoice No.	Description	Fund Code	Amount Paid
2025-03-07	ARINI GEOGRAPHICS LLC	00572053	000474	ENTERPRISE PERMITTING SYSTEM	General Fund	2,325.00
2025-03-07	ARINI GEOGRAPHICS LLC	00572746	000475	GIS Common Operational Picture	General Fund	472.00
2025-03-07	ARINI GEOGRAPHICS LLC	00572053	000474	CIP GIS Professional Services	General Government - Other	30,507.33
2025-03-07	ARINI GEOGRAPHICS LLC	00572053	000474	Operational GIS Professional S	Information Technology Service	50,077.17
				Total for Payment No.:		83,381.50

Payment No: 032434

Payment Date	Vendor Name	Voucher No.	Invoice No.	Description	Fund Code	Amount Paid
2025-03-07	PRESIDIO TECHNOLOGY CAPITAL	00572564	6023224001351	PHASE 2 (ACI) PROFESSIONAL SER	General Government - Other	4,844.00
2025-03-07	PRESIDIO TECHNOLOGY CAPITAL	00572561	6023224000665	PHASE 1 (SDA AND FIREWALL) PRO	General Government - Other	9,671.25
2025-03-07	PRESIDIO TECHNOLOGY CAPITAL	00572751	6013225001284	VEEAM RENEWAL 3 YEAR (3 YEARS	Information Technology Service	67,142.52
				Total for Payment No.:		81,657.77

Payment No: 724902

Payment Date	Vendor Name	Voucher No.	Invoice No.	Description	Fund Code	Amount Paid
2025-02-21	CAL-LINE EQUIPMENT INC	00571815	04024333	ITEM M-SG75: BANDIT MODEL SG7	Vehicle Replacement Fund	76,387.06
2025-02-21	CAL-LINE EQUIPMENT INC	00571815	04024333	DELIVERY AND PREPARATION	Vehicle Replacement Fund	1,250.00
2025-02-21	CAL-LINE EQUIPMENT INC	00571815	04024333	FREIGHT CHARGES	Vehicle Replacement Fund	3,400.00
				Total for Payment No.:		81,037.06

Payment No: 032428

Payment Date	Vendor Name	Voucher No.	Invoice No.	Description	Fund Code	Amount Paid
2025-03-07	PACKET FUSION INC	00572556	PB16923	Call Center And Call flow	General Government -	6,062.50

Payment Date	Vendor Name	Voucher No.	Invoice No.	Description	Fund Code	Amount Paid
				proj	Other	
2025-03-07	PACKET FUSION INC	00572558	PB16987	VOIP PHONE SUPPORT AND MAINTEN	Information Technology Service	71,777.80
				Total for Payment No.:		77,840.30

Payment No: 725015

Payment Date	Vendor Name	Voucher No.	Invoice No.	Description	Fund Code	Amount Paid
2025-02-28	CA HIGHWAY PATROL	00571639	0000001614090	trfc ctrl NFL 10272024	General Fund	77,148.61
				Total for Payment No.:		77,148.61

Payment No: 032249

Payment Date	Vendor Name	Voucher No.	Invoice No.	Description	Fund Code	Amount Paid
2025-02-21	BEAR ELECTRICAL SOLUTIONS, INC.	00571991	24338	TRAFFIC SIGNAL MAINTENANCE, RE	General Fund	147.35
2025-02-21	BEAR ELECTRICAL SOLUTIONS, INC.	00571991	24338	TRAFFIC SIGNAL MAINTENANCE, RE	General Fund	1,190.85
2025-02-21	BEAR ELECTRICAL SOLUTIONS, INC.	00571992	24717	TRAFFIC SIGNAL MAINTENANCE, RE	General Fund	373.49
2025-02-21	BEAR ELECTRICAL SOLUTIONS, INC.	00571992	24717	TRAFFIC SIGNAL MAINTENANCE, RE	General Fund	3,018.51
2025-02-21	BEAR ELECTRICAL SOLUTIONS, INC.	00571993	24773	TRAFFIC SIGNAL MAINTENANCE, RE	General Fund	1,450.77
2025-02-21	BEAR ELECTRICAL SOLUTIONS, INC.	00571993	24773	TRAFFIC SIGNAL MAINTENANCE, RE	General Fund	11,725.03
2025-02-21	BEAR ELECTRICAL SOLUTIONS, INC.	00571989	25105	TRAFFIC SIGNAL MAINTENANCE, RE	General Fund	2,958.25
2025-02-21	BEAR ELECTRICAL SOLUTIONS, INC.	00571989	25105	TRAFFIC SIGNAL MAINTENANCE, RE	General Fund	23,908.45
2025-02-21	BEAR ELECTRICAL SOLUTIONS, INC.	00571996	25104	TRAFFIC SIGNAL MAINTENANCE, RE	General Fund	1,078.45
2025-02-21	BEAR ELECTRICAL SOLUTIONS, INC.	00571996	25104	TRAFFIC SIGNAL MAINTENANCE, RE	General Fund	8,715.95
2025-02-21	BEAR ELECTRICAL SOLUTIONS,	00571995	24790	TRAFFIC SIGNAL MAINTENANCE,	General Fund	2,259.19

Payment Date	Vendor Name	Voucher No.	Invoice No.	Description	Fund Code	Amount Paid
	INC.			RE		
2025-02-21	BEAR ELECTRICAL SOLUTIONS, INC.	00571995	24790	TRAFFIC SIGNAL MAINTENANCE, RE	General Fund	18,258.71
				Total for Payment No.:		75,085.00

Payment No: 032181

Payment Date	Vendor Name	Voucher No.	Invoice No.	Description	Fund Code	Amount Paid
2025-02-14	ARINI GEOGRAPHICS LLC	00570845	000471	ENTERPRISE PREMITTING MAINT	General Fund	1,550.00
2025-02-14	ARINI GEOGRAPHICS LLC	00570845	000471	CIP GIS Professional Services	General Government - Other	29,382.00
2025-02-14	ARINI GEOGRAPHICS LLC	00570845	000471	Operational GIS Professional S	Information Technology Service	36,314.00
				Total for Payment No.:		67,246.00

Payment No: 725114

Payment Date	Vendor Name	Voucher No.	Invoice No.	Description	Fund Code	Amount Paid
2025-03-07	PG&E	00572725	2490226441-5 FEB2025	POOL/2250 ROYAL	General Fund	10,606.53
2025-03-07	PG&E	00572725	2490226441-5 FEB2025	SR CNTR 1303 FREMONT ST	General Fund	7,628.35
2025-03-07	PG&E	00572725	2490226441-5 FEB2025	STREET/1700 WALSH 50%	General Fund	1,510.98
2025-03-07	PG&E	00572725	2490226441-5 FEB2025	CITY HALL-1500 WARBURTON	General Fund	4,925.70
2025-03-07	PG&E	00572725	2490226441-5 FEB2025	FIRE-STA2 1900 WALSH AVE.	General Fund	1,871.08
2025-03-07	PG&E	00572725	2490226441-5 FEB2025	BERMAN BLDG-1405 CIVIC CTR	General Fund	1,099.53
2025-03-07	PG&E	00572725	2490226441-5 FEB2025	FIRE/#1 777 BENTON	General Fund	1,864.40
2025-03-07	PG&E	00572725	2490226441-5 FEB2025	POLICE/601 EL CAMINO	General Fund	6,944.49
2025-03-07	PG&E	00572725	2490226441-5 FEB2025	COMM SVCS-1515 EL CAMINO REAL	General Fund	133.86
2025-03-07	PG&E	00572725	2490226441-5 FEB2025	LIBRARY/2635 HOMESTEAD	General Fund	882.69
2025-03-07	PG&E	00572725	2490226441-5 FEB2025	GYM/2450 CABRILLO	General Fund	2,264.11
2025-03-07	PG&E	00572725	2490226441-5 FEB2025	SPORTS CTR/3445 BENTON	General Fund	249.60

Payment Date	Vendor Name	Voucher No.	Invoice No.	Description	Fund Code	Amount Paid
2025-03-07	PG&E	00572725	2490226441-5 FEB2025	CRC/969 KIELY	General Fund	5,417.93
2025-03-07	PG&E	00572725	2490226441-5 FEB2025	FIRE/#4-2323 PRUNERIDGE	General Fund	304.79
2025-03-07	PG&E	00572725	2490226441-5 FEB2025	POOL/BUCHER-REBIERO	General Fund	7.84
2025-03-07	PG&E	00572725	2490226441-5 FEB2025	POOL/BACHER-REBIERO STS	General Fund	8,299.06
2025-03-07	PG&E	00572725	2490226441-5 FEB2025	FIRE/#9-3011 CORVIN	General Fund	271.31
2025-03-07	PG&E	00572725	2490226441-5 FEB2025	POL SUBSTN/3992 RIVERMARK PLZ	General Fund	8.11
2025-03-07	PG&E	00572725	2490226441-5 FEB2025	2975 LAFAYETTE ST.	General Fund	157.29
2025-03-07	PG&E	00572725	2490226441-5 FEB2025	PARKS/4750 LICK MILL BLVD	General Fund	573.14
2025-03-07	PG&E	00572725	2490226441-5 FEB2025	POOL/2625 PATRICIA	General Fund	1,790.93
2025-03-07	PG&E	00572725	2490226441-5 FEB2025	FIRE/#6-888 AGNEW RD	General Fund	749.60
2025-03-07	PG&E	00572725	2490226441-5 FEB2025	YOUTH SOCCER 5049 CENTENNIAL	General Fund	138.65
2025-03-07	PG&E	00572725	2490226441-5 FEB2025	BACKUP GEN/2279 CALLE DE LUNA	Sewer Utility	17.57
2025-03-07	PG&E	00572725	2490226441-5 FEB2025	PUMP/4495 N 1ST ST	Sewer Utility	4,899.87
2025-03-07	PG&E	00572725	2490226441-5 FEB2025	PUMP/ELEC-LAWRENCE/HSTEAD	Sewer Utility	12.12
2025-03-07	PG&E	00572725	2490226441-5 FEB2025	AUTO SVCS/1700 WALSH 50%	Fleet Operation Fund	1,510.98
				Total for Payment No.:		64,140.51

Payment No: 724995

Payment Date	Vendor Name	Voucher No.	Invoice No.	Description	Fund Code	Amount Paid
2025-02-28	4LEAF, INC.	00572260	J3808A8-Rev	PLAN REVIEW SERVICES	Building New Dvlpmnt Srvc Fee	62,720.00
				Total for Payment No.:		62,720.00

Payment No: 724777

Payment Date	Vendor Name	Voucher No.	Invoice No.	Description	Fund Code	Amount Paid
2025-02-14	PG&E	00571545	2490226441-5 JAN2025A	SR CNTR 1303 FREMONT ST	General Fund	5,433.20
2025-02-14	PG&E	00571545	2490226441-5 JAN2025A	NORTHSIDE LIB 695 MORELAND WAY	General Fund	738.25

Payment Date	Vendor Name	Voucher No.	Invoice No.	Description	Fund Code	Amount Paid
2025-02-14	PG&E	00571545	2490226441-5 JAN2025A	POOL/2250 ROYAL	General Fund	11,430.46
2025-02-14	PG&E	00571545	2490226441-5 JAN2025A	FIRE-STA2 1900 WALSH AVE.	General Fund	1,646.12
2025-02-14	PG&E	00571545	2490226441-5 JAN2025A	STREET/1700 WALSH 50%	General Fund	1,468.06
2025-02-14	PG&E	00571545	2490226441-5 JAN2025A	BERMAN BLDG-1405 CIVIC CTR	General Fund	999.26
2025-02-14	PG&E	00571545	2490226441-5 JAN2025A	POOL/BUCHER-REBIERO	General Fund	8.65
2025-02-14	PG&E	00571545	2490226441-5 JAN2025A	POOL/BACHER-REBIERO STS	General Fund	7,906.66
2025-02-14	PG&E	00571545	2490226441-5 JAN2025A	FIRE/#1 777 BENTON	General Fund	1,699.37
2025-02-14	PG&E	00571545	2490226441-5 JAN2025A	FIRE/#4-2323 PRUNERIDGE	General Fund	236.95
2025-02-14	PG&E	00571545	2490226441-5 JAN2025A	CITY HALL-1500 WARBURTON	General Fund	5,192.56
2025-02-14	PG&E	00571545	2490226441-5 JAN2025A	POLICE/601 EL CAMINO	General Fund	6,223.72
2025-02-14	PG&E	00571545	2490226441-5 JAN2025A	COMM SVCS-1515 EL CAMINO REAL	General Fund	139.87
2025-02-14	PG&E	00571545	2490226441-5 JAN2025A	FIRE/#9-3011 CORVIN	General Fund	217.96
2025-02-14	PG&E	00571545	2490226441-5 JAN2025A	GYM/2450 CABRILLO	General Fund	1,419.88
2025-02-14	PG&E	00571545	2490226441-5 JAN2025A	SPORTS CTR/3445 BENTON	General Fund	140.03
2025-02-14	PG&E	00571545	2490226441-5 JAN2025A	CRC/969 KIELY	General Fund	3,552.89
2025-02-14	PG&E	00571545	2490226441-5 JAN2025A	LIBRARY/2635 HOMESTEAD	General Fund	5,189.62
2025-02-14	PG&E	00571545	2490226441-5 JAN2025A	YOUTH SOCCER 5049 CENTENNIAL	General Fund	121.44
2025-02-14	PG&E	00571545	2490226441-5 JAN2025A	PARKS/4750 LICK MILL BLVD	General Fund	472.90
2025-02-14	PG&E	00571545	2490226441-5 JAN2025A	FIRE/#6-888 AGNEW RD	General Fund	972.39
2025-02-14	PG&E	00571545	2490226441-5 JAN2025A	POOL/3750 DELA CRUZ	General Fund	34.80
2025-02-14	PG&E	00571545	2490226441-5 JAN2025A	POOL/2625 PATRICIA	General Fund	1,500.01
2025-02-14	PG&E	00571545	2490226441-5 JAN2025A	POL SUBSTN/3992 RIVERMARK PLZ	General Fund	8.65
2025-02-14	PG&E	00571545	2490226441-5 JAN2025A	2975 LAFAYETTE ST.	General Fund	134.74
2025-02-14	PG&E	00571545	2490226441-5 JAN2025A	PUMP/ELEC-LAWRENCE/HSTEAD	Sewer Utility	11.78
2025-02-14	PG&E	00571545	2490226441-5 JAN2025A	PUMP/4495 N 1ST ST	Sewer Utility	3,571.44
2025-02-14	PG&E	00571545	2490226441-5 JAN2025A	AUTO SVCS/1700 WALSH 50%	Fleet Operation Fund	1,468.07

Payment Date	Vendor Name	Voucher No.	Invoice No.	Description	Fund Code	Amount Paid
				Total for Payment No.:		61,939.73

Payment No: 724997

Payment Date	Vendor Name	Voucher No.	Invoice No.	Description	Fund Code	Amount Paid
2025-02-28	ABODE SERVICES	00572130	TBRA-12-2024	TBRA Abode HOME FY24/25	H.U.D Capital Projects	39,171.00
2025-02-28	ABODE SERVICES	00572130	TBRA-12-2024	TBRA Abode HSCAG FY24/25	Housing Successor	20,743.74
				Total for Payment No.:		59,914.74

Payment No: 725036

Payment Date	Vendor Name	Voucher No.	Invoice No.	Description	Fund Code	Amount Paid
2025-02-28	HDL SOFTWARE LLC	00572336	SIN047093b	CHANGE ORDER 1: ADDITIONAL FUN	General Fund	13,500.00
2025-02-28	HDL SOFTWARE LLC	00571703	SIN047092	ANNUAL USE FEE - FIRE MODULE	General Fund	11,900.34
2025-02-28	HDL SOFTWARE LLC	00571708	SIN047093a	PRIME ANNUAL USE FEE	General Fund	27,437.34
2025-02-28	HDL SOFTWARE LLC	00571708	SIN047093a	CORE INTEGRATION USE FEE	General Fund	5,677.94
				Total for Payment No.:		58,515.62

Payment No: 725024

Payment Date	Vendor Name	Voucher No.	Invoice No.	Description	Fund Code	Amount Paid
2025-02-28	DOWNTOWN FORD SALES	00572205	11570	RUNNING BOARDS	Vehicle Replacement Fund	485.61
2025-02-28	DOWNTOWN FORD SALES	00572205	11570	DOC FEE	Vehicle Replacement Fund	92.76
2025-02-28	DOWNTOWN FORD SALES	00572205	11570	TIRE TAX	Vehicle Replacement Fund	10.50
2025-02-28	DOWNTOWN FORD SALES	00572205	11570	DELIVERY	Vehicle Replacement Fund	500.00
2025-02-28	DOWNTOWN FORD SALES	00572205	11570	DISCOUNT	Vehicle Replacement Fund	-545.63
2025-02-28	DOWNTOWN FORD SALES	00572205	11570	410 AMP ALTERNATOR	Vehicle Replacement Fund	125.49

Payment Date	Vendor Name	Voucher No.	Invoice No.	Description	Fund Code	Amount Paid
2025-02-28	DOWNTOWN FORD SALES	00572205	11570	BACKUP ALARM	Vehicle Replacement Fund	190.97
2025-02-28	DOWNTOWN FORD SALES	00572205	11570	DUAL BATTERY	Vehicle Replacement Fund	229.16
2025-02-28	DOWNTOWN FORD SALES	00572205	11570	2024 FORD F550 REGULAR CAB CHA	Vehicle Replacement Fund	55,406.04
2025-02-28	DOWNTOWN FORD SALES	00572205	11570	REAR VIEW CAMERA PREP	Vehicle Replacement Fund	452.87
				Total for Payment No.:		56,947.77

Payment No: 724861

Payment Date	Vendor Name	Voucher No.	Invoice No.	Description	Fund Code	Amount Paid
2025-02-14	WATSONVILLE FLEET GROUP	00571725	WF11565	UPGRADE TO F-350 XL 4X2 SUPERC	Vehicle Replacement Fund	3,208.28
2025-02-14	WATSONVILLE FLEET GROUP	00571725	WF11565	PLATFORM RUNNING BOARDS	Vehicle Replacement Fund	485.61
2025-02-14	WATSONVILLE FLEET GROUP	00571725	WF11565	2024 FORD F-350 XL 4X2 REG CAB	Vehicle Replacement Fund	48,364.88
2025-02-14	WATSONVILLE FLEET GROUP	00571725	WF11565	TOUGH BED SPRAY-IN BEDLINER	Vehicle Replacement Fund	649.29
2025-02-14	WATSONVILLE FLEET GROUP	00571725	WF11565	DELIVERY	Vehicle Replacement Fund	325.00
2025-02-14	WATSONVILLE FLEET GROUP	00571725	WF11565	WHEELS: 18" ARGENT PAINTED STE	Vehicle Replacement Fund	496.52
2025-02-14	WATSONVILLE FLEET GROUP	00571725	WF11565	MATTE BLACK ALUMINUM CROSSBED	Vehicle Replacement Fund	1,036.69
2025-02-14	WATSONVILLE FLEET GROUP	00571725	WF11565	UPFITTER SWITCHES (6)	Vehicle Replacement Fund	180.06
2025-02-14	WATSONVILLE FLEET GROUP	00571725	WF11565	TIRE FEE	Vehicle Replacement Fund	8.75
2025-02-14	WATSONVILLE FLEET GROUP	00571725	WF11565	EXTERIOR BACKUP ALARM (PRE-INS	Vehicle Replacement Fund	190.97
				Total for Payment No.:		54,946.05

Payment No: 725163

Payment Date	Vendor Name	Voucher No.	Invoice No.	Description	Fund Code	Amount Paid
2025-03-07	[redacted]	00572674	8637911	LEGAL SERVICES - CHANGE ORDER	[redacted]	4,087.50
2025-03-07	[redacted]	00572675	8637910	LEGAL SERVICES - CHANGE ORDER	[redacted]	1,635.00
2025-03-07	[redacted]	00572670	8637905	LEGAL SERVICES - CHANGE ORDER	[redacted]	864.50
2025-03-07	[redacted]	00572663	8637907	LEGAL SERVICES - CHANGE ORDER	[redacted]	2,208.39
2025-03-07	[redacted]	00572661	8637906	LEGAL SERVICES - CHANGE ORDER	[redacted]	43,711.90
2025-03-07	[redacted]	00572665	8637908	LEGAL SERVICES - CHANGE ORDER	[redacted]	163.50
2025-03-07	[redacted]	00572667	8637909	LEGAL SERVICES - CHANGE ORDER	[redacted]	1,417.00
				Total for Payment No.:		54,087.79

Payment No: 032344

Payment Date	Vendor Name	Voucher No.	Invoice No.	Description	Fund Code	Amount Paid
2025-02-28	[redacted]	00570968	56448	[redacted] LEGAL	[redacted]	5,418.20
2025-02-28	[redacted]	00570969	56667	[redacted] LEGAL	[redacted]	5,461.70
2025-02-28	[redacted]	00570970	56987	[redacted] LEGAL	[redacted]	7,462.70
2025-02-28	[redacted]	00570971	57159	[redacted] LEGAL	[redacted]	4,731.85
2025-02-28	[redacted]	00571478	56449	[redacted] LEGAL	[redacted]	6,046.50
2025-02-28	[redacted]	00571479	56668	[redacted] LEGAL	[redacted]	13,344.85
2025-02-28	[redacted]	00571744	57161	[redacted] LEGAL	[redacted]	89.07
2025-02-28	[redacted]	00571480	56988	[redacted] LEGAL	[redacted]	3,915.00

Payment Date	Vendor Name	Voucher No.	Invoice No.	Description	Fund Code	Amount Paid
2025-02-28	[redacted]	00571743	56451	[redacted] LEGAL	[redacted]	3,063.50
2025-02-28	[redacted]	00571748	57163	[redacted] LEGAL	[redacted]	3,706.00
				Total for Payment No.:		53,239.37

Payment No: 725090

Payment Date	Vendor Name	Voucher No.	Invoice No.	Description	Fund Code	Amount Paid
2025-03-07	CITY OF CUPERTINO	00572868	MISC RECEIVABLES-2025-00000043	CUPERTINO-SANTA CLARA JOINT ON	Streets and Highways Capital F	52,808.28
				Total for Payment No.:		52,808.28

Payment No: 032419

Payment Date	Vendor Name	Voucher No.	Invoice No.	Description	Fund Code	Amount Paid
2025-03-07	[redacted]	00572626	438491	LEGAL SERVICES - CHANGE ORDER	[redacted]	52,593.49
				Total for Payment No.:		52,593.49

Payment No: 725089

Payment Date	Vendor Name	Voucher No.	Invoice No.	Description	Fund Code	Amount Paid
2025-03-07	CITY OF CUPERTINO	00572728	MISC RECEIVABLES-2025-00000042	CUPERTINO-SANTA CLARA JOINT ON	Streets and Highways Capital F	52,433.52
				Total for Payment No.:		52,433.52

Payment No: 725077

Payment Date	Vendor Name	Voucher No.	Invoice No.	Description	Fund Code	Amount Paid
2025-02-28	UNDERGROUND REPUBLIC WATER	00570090	S100028048.001	HYDRANT PO#30581	Water Utility	29,663.82
2025-02-28	UNDERGROUND REPUBLIC WATER	00572442	S100028557.001	VALVE, GATE, FLANGED, 4IN, RES	Water Utility	7,328.61
2025-02-28	UNDERGROUND REPUBLIC WATER	00570091	S100028048.002	HYDRANT CM PO# 30581	Water Utility	-29,663.82
2025-02-28	UNDERGROUND REPUBLIC WATER	00572176	S100026699.001	CLAMP, FULL CIRCLE, 4IN X 15IN	Water Utility	450.72

Payment Date	Vendor Name	Voucher No.	Invoice No.	Description	Fund Code	Amount Paid
2025-02-28	UNDERGROUND REPUBLIC WATER	00572176	S100026699.001	CLAMP, FULL CIRCLE, 6IN X 15IN	Water Utility	1,334.38
2025-02-28	UNDERGROUND REPUBLIC WATER	00572177	S100026707.001	HYDRANT, PAINTED WHITE 4IN STR	Water Utility	26,705.16
2025-02-28	UNDERGROUND REPUBLIC WATER	00572178	S100028712.001	STOPPER - ABS, 4IN CLAY	Water Utility	1,091.25
2025-02-28	UNDERGROUND REPUBLIC WATER	00572443	S100028861.001	COUPLER, PAK JOINT, REDUCING,	Water Utility Construction	551.09
2025-02-28	UNDERGROUND REPUBLIC WATER	00572443	S100028861.001	BOX, TRAFFIC VALVE, G05 BOX	Water Utility Construction	2,035.12
2025-02-28	UNDERGROUND REPUBLIC WATER	00572443	S100028861.001	LID, G5 METAL TYLER #670610502	Water Utility Construction	759.51
2025-02-28	UNDERGROUND REPUBLIC WATER	00572443	S100028861.001	12X500 WIRE HMWPE SOLID BLUE	Water Utility Construction	439.42
2025-02-28	UNDERGROUND REPUBLIC WATER	00572443	S100028861.001	8 SURE STOP FIELD GASKET	Water Utility Construction	8,225.30
2025-02-28	UNDERGROUND REPUBLIC WATER	00572443	S100028861.001	STOP, BALLCORP, 1IN MUELLER #B	Water Utility Construction	1,727.91
				Total for Payment No.:		50,648.47

Payment No: 725091

Payment Date	Vendor Name	Voucher No.	Invoice No.	Description	Fund Code	Amount Paid
2025-03-07	CITY OF CUPERTINO	00572869	MISC RECEIVABLES-2025-00000044	CUPERTINO-SANTA CLARA JOINT ON	Streets and Highways Capital F	30,258.54
2025-03-07	CITY OF CUPERTINO	00572869	MISC RECEIVABLES-2025-00000044	FY24-25 FUNDING FOR CUPERTINO-	Streets and Highways Capital F	19,457.75
				Total for Payment No.:		49,716.29

Payment No: 032255

Payment Date	Vendor Name	Voucher No.	Invoice No.	Description	Fund Code	Amount Paid
2025-02-21	CSG CONSULTANTS INC	00571855	59871	ANNUAL STREET PAVEMENT MAINTEN	Streets and Highways Capital F	47,240.00
				Total for Payment No.:		47,240.00

Payment No: 725039

Payment Date	Vendor Name	Voucher No.	Invoice No.	Description	Fund Code	Amount Paid
2025-02-28	HYDROSCIENCE ENGINEERS INC	00572106	316004001	AS-NEEDED SERVICES	Water Utility	21,065.00
2025-02-28	HYDROSCIENCE ENGINEERS INC	00572107	316004002	PROJECT TASKS	Water Utility	10,930.00
2025-02-28	HYDROSCIENCE ENGINEERS INC	00572106	316004001	PROJECT TASKS	Water Utility	5,447.00
2025-02-28	HYDROSCIENCE ENGINEERS INC	00572107	316004002	AS-NEEDED SERVICES	Water Utility	8,155.00
				Total for Payment No.:		45,597.00

Payment No: 032362

Payment Date	Vendor Name	Voucher No.	Invoice No.	Description	Fund Code	Amount Paid
2025-02-28	VALLEY OIL CO	00572236	215449	UNLEADED GASOLINE	Fleet Operation Fund	7,545.96
2025-02-28	VALLEY OIL CO	00572238	542300	UNLEADED GASOLINE	Fleet Operation Fund	22,870.10
2025-02-28	VALLEY OIL CO	00572153	215417	UNLEADED GASOLINE	Fleet Operation Fund	15,069.31
				Total for Payment No.:		45,485.37

Payment No: 724973

Payment Date	Vendor Name	Voucher No.	Invoice No.	Description	Fund Code	Amount Paid
2025-02-28	CAPITOL CORRIDOR JOINT POWERS	00572325	974C-5	DESIGN RELATED COSTS FOR RELOC	General Government - Other	41,068.28
				Total for Payment No.:		41,068.28

Payment No: 032241

Payment Date	Vendor Name	Voucher No.	Invoice No.	Description	Fund Code	Amount Paid
2025-02-21	INTL FIREFIGHTERS LOCAL 1171	00572032	01/19/25-02/15/25	UNION DUES B2503 & B2504	Payroll Liability&ClearingAcct	39,766.92
				Total for Payment No.:		39,766.92

Payment No: 724926

Payment Date	Vendor Name	Voucher No.	Invoice No.	Description	Fund Code	Amount Paid
2025-02-21	INTER DISPOSAL CORP OF CA	00571271	5127-000041761	MIXED WASTE PROC ZBEST JAN2025	Solid Waste Program	39,046.15

Payment Date	Vendor Name	Voucher No.	Invoice No.	Description	Fund Code	Amount Paid
				Total for Payment No.:		39,046.15

Payment No: 032174

Payment Date	Vendor Name	Voucher No.	Invoice No.	Description	Fund Code	Amount Paid
2025-02-14	BENEFIT COORDINATORS CORP	00571457	16037	LIFE & DISABILITY INS B2503	Payroll Liability&ClearingAcct	4,640.35
2025-02-14	BENEFIT COORDINATORS CORP	00571457	16037	LIFE & DISABILITY INS B2503	Payroll Liability&ClearingAcct	12,871.30
2025-02-14	BENEFIT COORDINATORS CORP	00571457	16037	LIFE & DISABILITY INS B2503	Payroll Liability&ClearingAcct	3,499.39
2025-02-14	BENEFIT COORDINATORS CORP	00571457	16037	LIFE & DISABILITY INS B2503	Payroll Liability&ClearingAcct	13,851.73
2025-02-14	BENEFIT COORDINATORS CORP	00571457	16037	LIFE & DISABILITY INS B2503	Payroll Liability&ClearingAcct	4,058.70
				Total for Payment No.:		38,921.47

Payment No: 032383

Payment Date	Vendor Name	Voucher No.	Invoice No.	Description	Fund Code	Amount Paid
2025-03-07	BIBLIOTHECA, LLC	00571894	INV-US78951	YR 3/5 SAS AGREEMENT	General Fund	38,887.08
				Total for Payment No.:		38,887.08

Payment No: 032458

Payment Date	Vendor Name	Voucher No.	Invoice No.	Description	Fund Code	Amount Paid
2025-03-07	WOODARD & CURRAN, INC	00572658	244093	SANITARY SEWER MASTER PLAN UPD	Sewer Utility Construction	38,633.50
				Total for Payment No.:		38,633.50

Payment No: 724946

Payment Date	Vendor Name	Voucher No.	Invoice No.	Description	Fund Code	Amount Paid
2025-02-21	SAN FRANCISCO SHERIFF'S DEPT	00570963	12867FEB2025	SFSD deputies NFL 12082025	General Fund	17,478.00
2025-02-21	SAN FRANCISCO SHERIFF'S DEPT	00570963	12867FEB2025	SFSD deputies NFL 12122025	General Fund	11,594.70

Payment Date	Vendor Name	Voucher No.	Invoice No.	Description	Fund Code	Amount Paid
2025-02-21	SAN FRANCISCO SHERIFF'S DEPT	00570963	12867FEB2025	SFSD deputies NFL 12302025	General Fund	9,324.30
				Total for Payment No.:		38,397.00

Payment No: 725116

Payment Date	Vendor Name	Voucher No.	Invoice No.	Description	Fund Code	Amount Paid
2025-03-07	AIRBNB	00572632	40959FEB2025	REFUND OF OVERPAYMENT	CORE Cashiering Clearing	37,222.00
				Total for Payment No.:		37,222.00

Payment No: 032394

Payment Date	Vendor Name	Voucher No.	Invoice No.	Description	Fund Code	Amount Paid
2025-03-07	DKS ASSOC	00572732	0090735	CHANGE ORDER #1: ADDITIONAL FU	Streets and Highways Capital F	14,568.63
2025-03-07	DKS ASSOC	00572734	0092056	CHANGE ORDER #1: ADDITIONAL FU	Streets and Highways Capital F	5,316.25
2025-03-07	DKS ASSOC	00572733	0090933	CHANGE ORDER #1: ADDITIONAL FU	Streets and Highways Capital F	16,609.05
				Total for Payment No.:		36,493.93

Payment No: 003740

Payment Date	Vendor Name	Voucher No.	Invoice No.	Description	Fund Code	Amount Paid
2025-03-07	NAVIA BENEFIT SOLUTIONS, INC	00572939	02/16/25-03/01/25	DD:BIWKLY NAVIA BENEFIT B2505	Payroll Liability&ClearingAcct	10,803.93
2025-03-07	NAVIA BENEFIT SOLUTIONS, INC	00572939	02/16/25-03/01/25	DD:BIWKLY NAVIA BENEFIT B2505	Payroll Liability&ClearingAcct	25,342.45
				Total for Payment No.:		36,146.38

Payment No: 003726

Payment Date	Vendor Name	Voucher No.	Invoice No.	Description	Fund Code	Amount Paid
2025-02-21	NAVIA BENEFIT SOLUTIONS, INC	00572026	02/02/25-02/15/25	DD:BIWKLY NAVIA BENEFIT B2504	Payroll Liability&ClearingAcct	10,803.91

Payment Date	Vendor Name	Voucher No.	Invoice No.	Description	Fund Code	Amount Paid
2025-02-21	NAVIA BENEFIT SOLUTIONS, INC	00572026	02/02/25-02/15/25	DD:BIWKLY NAVIA BENEFIT B2504	Payroll Liability&ClearingAcct	25,276.41
				Total for Payment No.:		36,080.32

Payment No: 724992

Payment Date	Vendor Name	Voucher No.	Invoice No.	Description	Fund Code	Amount Paid
2025-02-28	LEAGUE OF CALIF CITIES	00572166	INV-27013-C9J4P0	MEMBERSHIP DUES CY 2025	General Fund	35,098.00
				Total for Payment No.:		35,098.00

Payment No: 032432

Payment Date	Vendor Name	Voucher No.	Invoice No.	Description	Fund Code	Amount Paid
2025-03-07	PLAN REVIEW CONSULTANTS INC	00572754	PRC2024-13	PLAN REVIEW SERVICES	Building New Dvlpmnt Srvc Fee	33,800.00
				Total for Payment No.:		33,800.00

Payment No: 032385

Payment Date	Vendor Name	Voucher No.	Invoice No.	Description	Fund Code	Amount Paid
2025-03-07	[redacted]	00572628	335658	LEGAL SERVICES - CHANGE ORDER	[redacted]	33,017.77
				Total for Payment No.:		33,017.77

Payment No: 032219

Payment Date	Vendor Name	Voucher No.	Invoice No.	Description	Fund Code	Amount Paid
2025-02-14	MISSION TRAIL WASTE SYSTEMS	00570781	0000537395	DEBRIS BIN SERVICE DEC/2024	Water Utility	279.60
2025-02-14	MISSION TRAIL WASTE SYSTEMS	00570776	0000537384	CART & FRONT LOAD BIN JAN2025	Water Utility	1,295.37
2025-02-14	MISSION TRAIL WASTE SYSTEMS	00570781	0000537395	DEBRIS BIN SERVICE DEC/2024	Cemetery	2,242.53
2025-02-14	MISSION TRAIL WASTE SYSTEMS	00570776	0000537384	CART & FRONT LOAD BIN JAN2025	Solid Waste Program	1,912.14
2025-02-14	MISSION TRAIL WASTE SYSTEMS	00570776	0000537384	CART & FRONT LOAD BIN JAN2025	General Fund	4,818.73
2025-02-14	MISSION TRAIL WASTE SYSTEMS	00570776	0000537384	CART & FRONT LOAD BIN JAN2025	General Fund	569.21

Payment Date	Vendor Name	Voucher No.	Invoice No.	Description	Fund Code	Amount Paid
2025-02-14	MISSION TRAIL WASTE SYSTEMS	00570776	0000537384	CART & FRONT LOAD BIN JAN2025	General Fund	76.55
2025-02-14	MISSION TRAIL WASTE SYSTEMS	00570776	0000537384	CART & FRONT LOAD BIN JAN2025	General Fund	1,835.48
2025-02-14	MISSION TRAIL WASTE SYSTEMS	00570776	0000537384	CART & FRONT LOAD BIN JAN2025	General Fund	8,572.52
2025-02-14	MISSION TRAIL WASTE SYSTEMS	00570776	0000537384	CART & FRONT LOAD BIN JAN2025	General Fund	1,111.19
2025-02-14	MISSION TRAIL WASTE SYSTEMS	00570781	0000537395	DEBRIS BIN SERVICE DEC/2024	General Fund	102.67
2025-02-14	MISSION TRAIL WASTE SYSTEMS	00570781	0000537395	DEBRIS BIN SERVICE DEC/2024	General Fund	58.09
2025-02-14	MISSION TRAIL WASTE SYSTEMS	00570781	0000537395	DEBRIS BIN SERVICE DEC/2024	General Fund	4,888.10
				Total for Payment No.:		27,762.18

Payment No: 724795

Payment Date	Vendor Name	Voucher No.	Invoice No.	Description	Fund Code	Amount Paid
2025-02-14	DELL MARKETING LP	00571514	10790060560	DELL PERFORMANCE DOCK ? WD19DC	Building New Dvlpmnt Srvc Fee	1,356.25
2025-02-14	DELL MARKETING LP	00571514	10790060560	DELL PERFORMANCE DOCK ? WD19DC	Building New Dvlpmnt Srvc Fee	18,585.95
2025-02-14	DELL MARKETING LP	00571582	10791747413	DELL MOBILE PRECISION WORKSTAT	General Fund	270.99
2025-02-14	DELL MARKETING LP	00571581	10791960515	DELL PERFORMANCE DOCK ? WD19DC	General Fund	373.74
2025-02-14	DELL MARKETING LP	00571582	10791747413	DELL MOBILE PRECISION WORKSTAT	General Fund	3,207.90
2025-02-14	DELL MARKETING LP	00571513	10789799275	DELL THUNDERBOLT? DOCK ? WD22T	Information Technology Service	6,904.56
2025-02-14	DELL MARKETING LP	00571513	10789799275	DELL THUNDERBOLT? DOCK ? WD22T	Information Technology Service	1,061.40
				Total for Payment No.:		31,760.79

Payment No: 725084

Payment Date	Vendor Name	Voucher No.	Invoice No.	Description	Fund Code	Amount Paid
2025-02-28	WSP USA INC.	00571634	40146660	PRF SVC 12/28/24-1/31/25 LNDFL	Solid Waste Utility-Constructi	30,138.00

Payment Date	Vendor Name	Voucher No.	Invoice No.	Description	Fund Code	Amount Paid
				Total for Payment No.:		30,138.00

Payment No: 032380

Payment Date	Vendor Name	Voucher No.	Invoice No.	Description	Fund Code	Amount Paid
2025-03-07	BAY AREA TREE SPECIALISTS	00572206	10050887	TREE PRUNING	General Fund	10,017.00
2025-03-07	BAY AREA TREE SPECIALISTS	00572207	10050888	TREE PRUNING	General Fund	1,433.25
2025-03-07	BAY AREA TREE SPECIALISTS	00572208	10050889	TREE EMERGENCY	General Fund	1,196.00
2025-03-07	BAY AREA TREE SPECIALISTS	00572209	10050890	TREE REMOVAL	General Fund	15,624.00
2025-03-07	BAY AREA TREE SPECIALISTS	00572210	10050892	TREE PRUNING	General Fund	724.50
				Total for Payment No.:		28,994.75

Payment No: 032339

Payment Date	Vendor Name	Voucher No.	Invoice No.	Description	Fund Code	Amount Paid
2025-02-28	NOR-CAL OVERHEAD INC	00572119	41495959	POLICE	General Fund	525.00
2025-02-28	NOR-CAL OVERHEAD INC	00572118	35983866	WATER SEWER (T)	Sewer Utility	3,306.27
2025-02-28	NOR-CAL OVERHEAD INC	00572118	35983866	WATER SEWER	Sewer Utility	2,770.00
2025-02-28	NOR-CAL OVERHEAD INC	00572299	41422460	FLEET	Fleet Operation Fund	525.00
2025-02-28	NOR-CAL OVERHEAD INC	00572122	41357594	FLEET	Fleet Operation Fund	1,577.00
2025-02-28	NOR-CAL OVERHEAD INC	00572122	41357594	FLEET (T)	Fleet Operation Fund	3,341.41
2025-02-28	NOR-CAL OVERHEAD INC	00572121	41216640	FLEET	Fleet Operation Fund	735.00
2025-02-28	NOR-CAL OVERHEAD INC	00572120	41358256	FLEET	Fleet Operation Fund	5,259.00
2025-02-28	NOR-CAL OVERHEAD INC	00572120	41358256	FLEET (T)	Fleet Operation Fund	10,639.69
				Total for Payment No.:		28,678.37

Payment No: 032349

Payment Date	Vendor Name	Voucher No.	Invoice No.	Description	Fund Code	Amount Paid
2025-02-28	SEDGWICK CLAIMS MGMT SVCS INC	00572446	400000228015	WORKERS' COMP MARCH 2025	Workers Compensation	27,785.25

Payment Date	Vendor Name	Voucher No.	Invoice No.	Description	Fund Code	Amount Paid
				Total for Payment No.:		27,785.25

Payment No: 725025

Payment Date	Vendor Name	Voucher No.	Invoice No.	Description	Fund Code	Amount Paid
2025-02-28	ED JONES CO INC	00571375	57551	New Badges & Hat Pieces	General Fund	26,937.23
				Total for Payment No.:		26,937.23

Payment No: 724916

Payment Date	Vendor Name	Voucher No.	Invoice No.	Description	Fund Code	Amount Paid
2025-02-21	FIRST SHIELD SECURITY AND	00571856	5892	SECURITY SERVICES AT CENTRAL L	General Fund	6,528.00
				Total for Payment No.:		6,528.00

Payment No: 032456

Payment Date	Vendor Name	Voucher No.	Invoice No.	Description	Fund Code	Amount Paid
2025-03-07	VALLEY OIL CO	00572602	211182	UNLEADED GASOLINE	Fleet Operation Fund	23,349.16
2025-03-07	VALLEY OIL CO	00572646	217539	UNLEADED GASOLINE	Fleet Operation Fund	3,366.26
				Total for Payment No.:		26,715.42

Payment No: 725173

Payment Date	Vendor Name	Voucher No.	Invoice No.	Description	Fund Code	Amount Paid
2025-03-07	MSR DESIGN	00572631	2024033-00006	Task 5: Implementation (Action	General Fund	20,839.75
2025-03-07	MSR DESIGN	00572631	2024033-00006	Task 6: Development of Final P	General Fund	5,451.25
				Total for Payment No.:		26,291.00

Payment No: 724993

Payment Date	Vendor Name	Voucher No.	Invoice No.	Description	Fund Code	Amount Paid
2025-02-28	[redacted]	00571481	33010	[redacted] LEGAL	[redacted]	8,697.50

Payment Date	Vendor Name	Voucher No.	Invoice No.	Description	Fund Code	Amount Paid
2025-02-28	[redacted]	00571341	32345	[redacted] LEGAL	[redacted]	3,849.78
2025-02-28	[redacted]	00571458	32816	[redacted] LEGAL	[redacted]	5,241.55
2025-02-28	[redacted]	00571459	33009	[redacted] LEGAL	[redacted]	7,591.53
				Total for Payment No.:		25,380.36

Payment No: 032388

Payment Date	Vendor Name	Voucher No.	Invoice No.	Description	Fund Code	Amount Paid
2025-03-07	CITY DATA SERVICES LLC	00572097	INV-000114	Multi-Family Set-Up & Q3-Q4	City Affordable Housing	6,776.00
2025-03-07	CITY DATA SERVICES LLC	00572097	INV-000114	Public Service Set-Up & Q3-Q4	General Fund	11,280.00
2025-03-07	CITY DATA SERVICES LLC	00572097	INV-000114	Multi-Family Set-Up & Q3-Q4	Housing Successor	6,776.00
				Total for Payment No.:		24,832.00

Payment No: 032364

Payment Date	Vendor Name	Voucher No.	Invoice No.	Description	Fund Code	Amount Paid
2025-03-07	TRITON MUSEUM OF ART	00572574	2887FEB2025	Grant Agreement with Triton Mu	General Fund	24,671.17
				Total for Payment No.:		24,671.17

Payment No: 724862

Payment Date	Vendor Name	Voucher No.	Invoice No.	Description	Fund Code	Amount Paid
2025-02-14	WEST COAST ARBORISTS INC	00571592	1-10835	TREE MAINTENANCE SERVICES PUBL	Streets and Highways Capital F	176.09
2025-02-14	WEST COAST ARBORISTS INC	00570794	224281	LABOR - TREE SVCS	General Fund	959.95
2025-02-14	WEST COAST ARBORISTS INC	00570797	223619	LABOR - PRUNING	General Fund	19,540.20
2025-02-14	WEST COAST ARBORISTS INC	00570789	224091	LABOR - PRUNING	General Fund	2,567.45
				Total for Payment No.:		23,243.69

Payment No: 032395

Payment Date	Vendor Name	Voucher No.	Invoice No.	Description	Fund Code	Amount Paid
2025-03-07	DLT SOLUTIONS LLC	00572569	SI683123	PART NO. 9701-4035 - BUILD - U	Building New Dvlpmnt Srvc Fee	14,366.16
2025-03-07	DLT SOLUTIONS LLC	00572569	SI683123	PART NO. 9701-4037 - BUILD - U	Building New Dvlpmnt Srvc Fee	7,981.20
				Total for Payment No.:		22,347.36

Payment No: 032243

Payment Date	Vendor Name	Voucher No.	Invoice No.	Description	Fund Code	Amount Paid
2025-02-21	SANTA CLARA POLICE ASSN	00572035	01/19/25-02/15/25	UNION DUES B2503 & B2504	Payroll Liability&ClearingAcct	21,143.04
				Total for Payment No.:		21,143.04

Payment No: 032307

Payment Date	Vendor Name	Voucher No.	Invoice No.	Description	Fund Code	Amount Paid
2025-02-28	CORE BUSINESS TECHNOLOGIES	00571715	INV-29842	ANNUAL LICENSE - 14 STATIONS	General Fund	20,151.32
				Total for Payment No.:		20,151.32

Payment No: 724758

Payment Date	Vendor Name	Voucher No.	Invoice No.	Description	Fund Code	Amount Paid
2025-02-14	SECRETARY FOR ENVIRONMENTAL	00571609	507JAN2025A	QUARTERLY UST FEES	Fire CUPA program Fund	5,797.00
2025-02-14	SECRETARY FOR ENVIRONMENTAL	00571609	507JAN2025A	QUARTERLY CUPA OVERSIGHT FEES	Fire CUPA program Fund	13,007.00
2025-02-14	SECRETARY FOR ENVIRONMENTAL	00571609	507JAN2025A	QUARTERLY ASPA FEES	Fire CUPA program Fund	754.00
2025-02-14	SECRETARY FOR ENVIRONMENTAL	00571609	507JAN2025A	CAL ARP	Fire CUPA program Fund	370.00
				Total for Payment No.:		19,928.00

Payment No: 032377

Payment Date	Vendor Name	Voucher No.	Invoice No.	Description	Fund Code	Amount Paid
2025-03-07	BAKER TILLY US, LLP	00572648	BT2981449	CITYWIDE RISK ASSESSMENT AND A	General Fund	16,661.25
2025-03-07	BAKER TILLY US, LLP	00572650	BT3060128	CITYWIDE RISK ASSESSMENT AND A	General Fund	2,932.50
				Total for Payment No.:		19,593.75

Payment No: 032322

Payment Date	Vendor Name	Voucher No.	Invoice No.	Description	Fund Code	Amount Paid
2025-02-28	HELLO HOUSING	00572131	001-2025	BMP Program Set Up HELLO HOUSI	City Affordable Housing	10,740.00
2025-02-28	HELLO HOUSING	00572131	001-2025	BMP Administration HELLO HOUSI	City Affordable Housing	8,300.00
				Total for Payment No.:		19,040.00

Payment No: 725112

Payment Date	Vendor Name	Voucher No.	Invoice No.	Description	Fund Code	Amount Paid
2025-03-07	CA EMPLOYMENT DEVELOPMENT DEPT	00572099	L1767806672	UI Q4 2024 GENERAL	Unemployment Insurance Fund	14,125.00
2025-03-07	CA EMPLOYMENT DEVELOPMENT DEPT	00572099	L1767806672	UI Q4 2024 WATER	Unemployment Insurance Fund	4,906.00
				Total for Payment No.:		19,031.00

Payment No: 725059

Payment Date	Vendor Name	Voucher No.	Invoice No.	Description	Fund Code	Amount Paid
2025-02-28	REED & GRAHAM INC	00572397	097637	COLD MIX & BASE ROCK	Water Utility	653.25
2025-02-28	REED & GRAHAM INC	00572389	097429	COLD MIX & BASE ROCK	Water Utility	281.89
2025-02-28	REED & GRAHAM INC	00572406	099875	COLD MIX & BASE ROCK	Water Utility	694.88
2025-02-28	REED & GRAHAM INC	00572400	099790	COLD MIX & BASE ROCK	Water Utility	51.11
2025-02-28	REED & GRAHAM INC	00572405	100114	COLD MIX & BASE ROCK	Water Utility	22.43
2025-02-28	REED & GRAHAM INC	00572402	099455	COLD MIX & BASE ROCK	Water Utility	23.95
2025-02-28	REED & GRAHAM INC	00572404	100188	COLD MIX & BASE ROCK	Water Utility	13.25
2025-02-28	REED & GRAHAM INC	00572393	098746	COLD MIX & BASE ROCK	Water Utility	326.10

Payment Date	Vendor Name	Voucher No.	Invoice No.	Description	Fund Code	Amount Paid
2025-02-28	REED & GRAHAM INC	00572395	097538	COLD MIX & BASE ROCK	Water Utility	353.36
2025-02-28	REED & GRAHAM INC	00572398	099254	COLD MIX & BASE ROCK	Water Utility	474.86
2025-02-28	REED & GRAHAM INC	00572394	098745	COLD MIX & BASE ROCK	Water Utility	11.87
2025-02-28	REED & GRAHAM INC	00572390	079491	COLD MIX & BASE ROCK	Water Utility	38.77
2025-02-28	REED & GRAHAM INC	00572391	091193	COLD MIX & BASE ROCK	Water Utility	99.09
2025-02-28	REED & GRAHAM INC	00572386	097076	COLD MIX & BASE ROCK	Water Utility	628.59
2025-02-28	REED & GRAHAM INC	00572388	089518	COLD MIX & BASE ROCK	Water Utility	117.59
2025-02-28	REED & GRAHAM INC	00572391	091193	COLD MIX & BASE ROCK	Water Utility Construction	247.71
2025-02-28	REED & GRAHAM INC	00572390	079491	COLD MIX & BASE ROCK	Water Utility Construction	96.95
2025-02-28	REED & GRAHAM INC	00572386	097076	COLD MIX & BASE ROCK	Water Utility Construction	1,571.48
2025-02-28	REED & GRAHAM INC	00572388	089518	COLD MIX & BASE ROCK	Water Utility Construction	293.97
2025-02-28	REED & GRAHAM INC	00572393	098746	COLD MIX & BASE ROCK	Water Utility Construction	815.23
2025-02-28	REED & GRAHAM INC	00572400	099790	COLD MIX & BASE ROCK	Water Utility Construction	127.76
2025-02-28	REED & GRAHAM INC	00572402	099455	COLD MIX & BASE ROCK	Water Utility Construction	59.88
2025-02-28	REED & GRAHAM INC	00572405	100114	COLD MIX & BASE ROCK	Water Utility Construction	56.09
2025-02-28	REED & GRAHAM INC	00572404	100188	COLD MIX & BASE ROCK	Water Utility Construction	33.12
2025-02-28	REED & GRAHAM INC	00572397	097637	COLD MIX & BASE ROCK	Water Utility Construction	1,633.12
2025-02-28	REED & GRAHAM INC	00572395	097538	COLD MIX & BASE ROCK	Water Utility Construction	883.39
2025-02-28	REED & GRAHAM INC	00572394	098745	COLD MIX & BASE ROCK	Water Utility Construction	29.67
2025-02-28	REED & GRAHAM INC	00572389	097429	COLD MIX & BASE ROCK	Water Utility Construction	704.73

Payment Date	Vendor Name	Voucher No.	Invoice No.	Description	Fund Code	Amount Paid
2025-02-28	REED & GRAHAM INC	00572398	099254	COLD MIX & BASE ROCK	Water Utility Construction	1,187.11
2025-02-28	REED & GRAHAM INC	00572406	099875	COLD MIX & BASE ROCK	Water Utility Construction	1,737.19
2025-02-28	REED & GRAHAM INC	00572388	089518	COLD MIX & BASE ROCK	Sewer Utility	29.40
2025-02-28	REED & GRAHAM INC	00572390	079491	COLD MIX & BASE ROCK	Sewer Utility	9.69
2025-02-28	REED & GRAHAM INC	00572391	091193	COLD MIX & BASE ROCK	Sewer Utility	24.78
2025-02-28	REED & GRAHAM INC	00572386	097076	COLD MIX & BASE ROCK	Sewer Utility	157.15
2025-02-28	REED & GRAHAM INC	00572395	097538	COLD MIX & BASE ROCK	Sewer Utility	88.34
2025-02-28	REED & GRAHAM INC	00572393	098746	COLD MIX & BASE ROCK	Sewer Utility	81.53
2025-02-28	REED & GRAHAM INC	00572389	097429	COLD MIX & BASE ROCK	Sewer Utility	70.47
2025-02-28	REED & GRAHAM INC	00572398	099254	COLD MIX & BASE ROCK	Sewer Utility	118.71
2025-02-28	REED & GRAHAM INC	00572394	098745	COLD MIX & BASE ROCK	Sewer Utility	2.97
2025-02-28	REED & GRAHAM INC	00572406	099875	COLD MIX & BASE ROCK	Sewer Utility	173.72
2025-02-28	REED & GRAHAM INC	00572400	099790	COLD MIX & BASE ROCK	Sewer Utility	12.78
2025-02-28	REED & GRAHAM INC	00572405	100114	COLD MIX & BASE ROCK	Sewer Utility	5.61
2025-02-28	REED & GRAHAM INC	00572402	099455	COLD MIX & BASE ROCK	Sewer Utility	5.98
2025-02-28	REED & GRAHAM INC	00572404	100188	COLD MIX & BASE ROCK	Sewer Utility	3.32
2025-02-28	REED & GRAHAM INC	00572397	097637	COLD MIX & BASE ROCK	Sewer Utility	163.30
				Total for Payment No.:		14,216.14

Payment No: 032411

Payment Date	Vendor Name	Voucher No.	Invoice No.	Description	Fund Code	Amount Paid
2025-03-07	KEYSER MARSTON ASSOCIATES, INC.	00572768	0038941	PROFESSIONAL SERVICES RENDERED	General Fund	8,447.50
2025-03-07	KEYSER MARSTON ASSOCIATES, INC.	00572770	0039014	PROFESSIONAL SERVICES RENDERED	General Fund	4,067.25
2025-03-07	KEYSER MARSTON ASSOCIATES, INC.	00572773	0039116	PROFESSIONAL SERVICES RENDERED	General Fund	3,822.50

Payment Date	Vendor Name	Voucher No.	Invoice No.	Description	Fund Code	Amount Paid
2025-03-07	KEYSER MARSTON ASSOCIATES, INC.	00572771	0039071	PROFESSIONAL SERVICES RENDERED	General Fund	2,289.70
2025-03-07	KEYSER MARSTON ASSOCIATES, INC.	00572774	0039312	PROFESSIONAL SERVICES RENDERED	General Fund	305.00
				Total for Payment No.:		18,931.95

Payment No: 032258

Payment Date	Vendor Name	Voucher No.	Invoice No.	Description	Fund Code	Amount Paid
2025-02-21	GATES & ASSOC	00571800	58630	HENRY SCHMIDT PARK PLAYGROUND	Parks And Recreation	18,453.75
				Total for Payment No.:		18,453.75

Payment No: 032240

Payment Date	Vendor Name	Voucher No.	Invoice No.	Description	Fund Code	Amount Paid
2025-02-21	IBEW	00572031	01/19/25-02/15/25	UNION DUES B2503 & B2504	Payroll Liability&ClearingAcct	18,258.52
				Total for Payment No.:		18,258.52

Payment No: 725124

Payment Date	Vendor Name	Voucher No.	Invoice No.	Description	Fund Code	Amount Paid
2025-03-07	BANKSIA LANDSCAPE, INC.	00572742	23830	LANDSCAPING AND AS-NEEDED REPA	Convention Cnt Maintenance Dis	18,041.08
				Total for Payment No.:		18,041.08

Payment No: 725028

Payment Date	Vendor Name	Voucher No.	Invoice No.	Description	Fund Code	Amount Paid
2025-02-28	FERGUSON INDUSTRIAL	00572392	1867317	HYDRANT, PAINTED WHITE 4IN STR	Water Utility Construction	18,033.78
				Total for Payment No.:		18,033.78

Payment No: 032345

Payment Date	Vendor Name	Voucher No.	Invoice No.	Description	Fund Code	Amount Paid
2025-02-28	RICOH CORP	00571731	9032766018	PD OVERAGE 7-1 to 9-3-24 NOTAX	Information Technology Service	119.32
2025-02-28	RICOH CORP	00571733	9032917348	OVERAGE COST JULY-SEP 2024 TAX	Information Technology Service	3,843.59
2025-02-28	RICOH CORP	00571739	9032772068	OVERAGE JULY & AUG 2024 TAX	Information Technology Service	20.93
2025-02-28	RICOH CORP	00571731	9032766018	PD OVERAGE 7-1 to 9-3-24 TAX	Information Technology Service	55.73
2025-02-28	RICOH CORP	00571739	9032772068	OVERAGE JULY & AUG 2024 NONTAX	Information Technology Service	44.90
2025-02-28	RICOH CORP	00571733	9032917348	OVERAGE COST JUL-SEP 24 NONTAX	Information Technology Service	8,218.22
				Total for Payment No.:		12,302.69

Payment No: 724959

Payment Date	Vendor Name	Voucher No.	Invoice No.	Description	Fund Code	Amount Paid
2025-02-21	U.S. BANK	00572037	02/02/25-02/15/25	BIWKLY PAYROLL DED PARS B2504	Fringe Benefits	16,792.63
				Total for Payment No.:		16,792.63

Payment No: 003733

Payment Date	Vendor Name	Voucher No.	Invoice No.	Description	Fund Code	Amount Paid
2025-02-27	CAL PERS - PO BOX 1982	00572672	100000017817774	LATE APPOINTMENT FEES	General Fund	9,950.00
2025-02-27	CAL PERS - PO BOX 1982	00572672	100000017817774	LATE APPOINTMENT FEES	General Fund	6,450.00
				Total for Payment No.:		16,400.00

Payment No: 725132

Payment Date	Vendor Name	Voucher No.	Invoice No.	Description	Fund Code	Amount Paid
2025-03-07	CANON SOLUTIONS AMERICA	00572630	6010747148	FY24-25 STADIUM - BRIEFING ROO	S.C.Stadium Authority Ops	11.50
2025-03-07	CANON SOLUTIONS AMERICA	00572630	6010747148	FY24-25 STADIUIM - MANAGER'S O	General Fund	0.02

Payment Date	Vendor Name	Voucher No.	Invoice No.	Description	Fund Code	Amount Paid
2025-03-07	CANON SOLUTIONS AMERICA	00572630	6010747148	FY24-25 CITY	Information Technology Service	15,930.51
				Total for Payment No.:		15,942.03

Payment No: 724784

Payment Date	Vendor Name	Voucher No.	Invoice No.	Description	Fund Code	Amount Paid
2025-02-14	AT&T CALNET	00570849	000022786371	CONVENTION CENTER LANDLINES	Convention Cnt Maintenance Dis	96.58
2025-02-14	AT&T CALNET	00570850	000022934257	CONVENTION CENTER LANDLINES	Convention Cnt Maintenance Dis	93.04
2025-02-14	AT&T CALNET	00570849	000022786371	STREET DEPT AUTO DIALER	Solid Waste Utility-Constructi	32.71
2025-02-14	AT&T CALNET	00570850	000022934257	STREET DEPT AUTO DIALER	Solid Waste Utility-Constructi	31.53
2025-02-14	AT&T CALNET	00570852	000022786383	TASMAN GARAGE ANALOG LANDLINES	General Fund	1,014.03
2025-02-14	AT&T CALNET	00570853	000022934269	TASMAN GARAGE LANDLINES	General Fund	965.70
2025-02-14	AT&T CALNET	00570849	000022786371	IT MISC ANALOG LANDLINE SERVIC	Information Technology Service	6,807.23
2025-02-14	AT&T CALNET	00570850	000022934257	IT MISC ANALOG LANDLINES	Information Technology Service	6,604.83
2025-02-14	AT&T CALNET	00570851	000022891461	PD DOJ LANDLINE	Information Technology Service	286.21
				Total for Payment No.:		15,931.86

Payment No: 724812

Payment Date	Vendor Name	Voucher No.	Invoice No.	Description	Fund Code	Amount Paid
2025-02-14	HOPE SERVICES	00571565	FY2025-01	HOPE Services FY24/25	H.U.D Capital Projects	15,800.00
				Total for Payment No.:		15,800.00

Payment No: 724806

Payment Date	Vendor Name	Voucher No.	Invoice No.	Description	Fund Code	Amount Paid
2025-02-14	GUERRA CONSTRUCTION GROUP	00570841	14 October	LABOR - STREET MAINTENANCE	Downtown Parking Maintenance D	15,746.50
				Total for Payment No.:		15,746.50

Payment No: 724945

Payment Date	Vendor Name	Voucher No.	Invoice No.	Description	Fund Code	Amount Paid
2025-02-21	SALAS O'BRIEN ENGINEERS, INC.	00571801	102412111	CITYWIDE EMERGENCY GENERATORS	Public Buildings	15,525.00
				Total for Payment No.:		15,525.00

Payment No: 725098

Payment Date	Vendor Name	Voucher No.	Invoice No.	Description	Fund Code	Amount Paid
2025-03-07	SATYA MANTHA	00572276	41740FEB2025	REFUND SURV MNMNT SAM23-0005	Deposit Funds.	15,344.00
				Total for Payment No.:		15,344.00

Payment No: 032309

Payment Date	Vendor Name	Voucher No.	Invoice No.	Description	Fund Code	Amount Paid
2025-02-28	[redacted]	00572445	2351FEB2025	PERS ADV. DIS. PENSION	Workers Compensation	15,030.05
				Total for Payment No.:		15,030.05

Payment No: 032227

Payment Date	Vendor Name	Voucher No.	Invoice No.	Description	Fund Code	Amount Paid
2025-02-14	SHUMS CODA ASSOC	00571724	10648	PLAN REVIEW SERVICES	Building New Dvlpmnt Srvc Fee	15,000.00
				Total for Payment No.:		15,000.00

Payment No: 725216

Payment Date	Vendor Name	Voucher No.	Invoice No.	Description	Fund Code	Amount Paid
2025-03-07	U.S. BANK	00572950	02/16/25-03/01/25	BIWKLY PAYROLL DED PARS B2505	Fringe Benefits	14,808.49

Payment Date	Vendor Name	Voucher No.	Invoice No.	Description	Fund Code	Amount Paid
				Total for Payment No.:		14,808.49

Payment No: 032234

Payment Date	Vendor Name	Voucher No.	Invoice No.	Description	Fund Code	Amount Paid
2025-02-14	VALLEY OIL CO	00571456	214567	UNLEADED GASOLINE	Fleet Operation Fund	14,526.69
				Total for Payment No.:		14,526.69

Payment No: 725215

Payment Date	Vendor Name	Voucher No.	Invoice No.	Description	Fund Code	Amount Paid
2025-03-07	TRUEPOINT SOLUTIONS, LLC	00572094	SI-001021	Post-Implement Assess Rev #1	General Fund	5,409.13
2025-03-07	TRUEPOINT SOLUTIONS, LLC	00572785	SI-002040	TPS Agreement No. 2 for Suppor	General Government - Other	9,012.59
				Total for Payment No.:		14,421.72

Payment No: 725138

Payment Date	Vendor Name	Voucher No.	Invoice No.	Description	Fund Code	Amount Paid
2025-03-07	D&M TRAFFIC SERVICES	00571814	16903	FINANCE CHARGE	Water Utility	21.20
2025-03-07	D&M TRAFFIC SERVICES	00571818	88406	MARKING PAINT	Water Utility	133.57
2025-03-07	D&M TRAFFIC SERVICES	00571819	88407	MARKING PAINT	Water Utility	66.78
2025-03-07	D&M TRAFFIC SERVICES	00571816	17669	ROAD WORK SIGN	Water Utility Construction	1,569.57
2025-03-07	D&M TRAFFIC SERVICES	00572211	11619	pickup and delivery	General Fund	200.00
2025-03-07	D&M TRAFFIC SERVICES	00572212	19495	pickup and delivery	General Fund	500.00
2025-03-07	D&M TRAFFIC SERVICES	00571875	11882	CUSTOM SIGNAGE	LawrenceStation MaintenanceCFD	508.53
2025-03-07	D&M TRAFFIC SERVICES	00571877	94576	SIGN MOUNTING HARDWARE	General Fund	265.50
2025-03-07	D&M TRAFFIC SERVICES	00571876	9482	CUSTOM SIGNAGE NONTAX	General Fund	5,300.00
2025-03-07	D&M TRAFFIC SERVICES	00571876	9482	Waterwall rental	General Fund	3,710.25
2025-03-07	D&M TRAFFIC SERVICES	00572212	19495	SUPPLIES - TRAFFIC	General Fund	409.22

Payment Date	Vendor Name	Voucher No.	Invoice No.	Description	Fund Code	Amount Paid
2025-03-07	D&M TRAFFIC SERVICES	00572211	11619	SUPPLIES - PARADE OF CHAMPS	General Fund	1,145.81
				Total for Payment No.:		13,830.43

Payment No: 725221

Payment Date	Vendor Name	Voucher No.	Invoice No.	Description	Fund Code	Amount Paid
2025-03-07	WEST COAST ARBORISTS INC	00572250	225283	LABOR - TREE	General Fund	6,210.90
2025-03-07	WEST COAST ARBORISTS INC	00572247	221771	LABOR - P&B	General Fund	7,656.85
				Total for Payment No.:		13,867.75

Payment No: 032312

Payment Date	Vendor Name	Voucher No.	Invoice No.	Description	Fund Code	Amount Paid
2025-02-28	EJ PIRES TRUCKING INC	00572102	90006539-M	HAULING SERVICES - WATER - AS	Water Utility	9,971.78
2025-02-28	EJ PIRES TRUCKING INC	00572103	90006554-M	HAULING SERVICES - WATER - AS	Water Utility	1,526.18
2025-02-28	EJ PIRES TRUCKING INC	00572104	90006555-M	HAULING SERVICES - WATER - AS	Water Utility	252.45
2025-02-28	EJ PIRES TRUCKING INC	00572102	90006539-M	HAULING SERVICES - SEWER - AS	Sewer Utility	1,759.72
2025-02-28	EJ PIRES TRUCKING INC	00572103	90006554-M	HAULING SERVICES - SEWER - AS	Sewer Utility	269.32
2025-02-28	EJ PIRES TRUCKING INC	00572104	90006555-M	HAULING SERVICES - SEWER - AS	Sewer Utility	44.55
				Total for Payment No.:		13,824.00

Payment No: 032431

Payment Date	Vendor Name	Voucher No.	Invoice No.	Description	Fund Code	Amount Paid
2025-03-07	PENINSULA GYMNASTICS	00572737	0049	CHANGE ORDER #4: ADDITIONAL FU	General Fund	10,362.80
2025-03-07	PENINSULA GYMNASTICS	00572737	0049	CHANGE ORDER #5 ADDITIONAL FUN	General Fund	3,218.80
				Total for Payment No.:		13,581.60

Payment No: 032327

Payment Date	Vendor Name	Voucher No.	Invoice No.	Description	Fund Code	Amount Paid
2025-02-28	[redacted]	00572444	14524FEB2025	PERS ADV. DIS. PENSION	Workers Compensation	12,734.85
				Total for Payment No.:		12,734.85

Payment No: 725131

Payment Date	Vendor Name	Voucher No.	Invoice No.	Description	Fund Code	Amount Paid
2025-03-07	CALL PROCESSING SYSTEM INC	00572836	47248	ANNUAL MAINTENANCE 12/1/24 - 1	Building New Dvlpmnt Srvc Fee	5,740.89
2025-03-07	CALL PROCESSING SYSTEM INC	00572571	47254	DELL R250 RACK MOUNT SERVER	General Fund	2,864.50
2025-03-07	CALL PROCESSING SYSTEM INC	00572571	47254	CONFIGURE, MODIFY, AND TEST IV	General Fund	3,925.00
				Total for Payment No.:		12,530.39

Payment No: 724999

Payment Date	Vendor Name	Voucher No.	Invoice No.	Description	Fund Code	Amount Paid
2025-02-28	ALTEC INDUSTRIES INC	00571444	12830337	PARTS - V3188	Fleet Operation Fund	50.78
				Total for Payment No.:		50.78

Payment No: 032446

Payment Date	Vendor Name	Voucher No.	Invoice No.	Description	Fund Code	Amount Paid
2025-03-07	TECHNOLOGY, ENGINEERING & CONSTRUCTION	00572607	212269	AST AND UST FUEL STORAGE TANK	Fleet Operation Fund	1,350.00
2025-03-07	TECHNOLOGY, ENGINEERING & CONSTRUCTION	00572605	211801	AST AND UST FUEL STORAGE TANK	Fleet Operation Fund	5,250.00
2025-03-07	TECHNOLOGY, ENGINEERING & CONSTRUCTION	00572604	211790	AST AND UST FUEL STORAGE TANK	Fleet Operation Fund	1,910.00
2025-03-07	TECHNOLOGY, ENGINEERING & CONSTRUCTION	00572606	211802	AST AND UST FUEL STORAGE TANK	Fleet Operation Fund	3,500.00
				Total for Payment No.:		12,010.00

Payment No: 724940

Payment Date	Vendor Name	Voucher No.	Invoice No.	Description	Fund Code	Amount Paid
2025-02-21	PRIORITY DISPATCH	00571267	SIN396417	Priority Dispatch System	General Fund	12,000.00
				Total for Payment No.:		12,000.00

Payment No: 032343

Payment Date	Vendor Name	Voucher No.	Invoice No.	Description	Fund Code	Amount Paid
2025-02-28	RAIMI + ASSOCIATES, INC	00572143	24-6743	ECRSP Revisions	General Government - Other	11,416.94
				Total for Payment No.:		11,416.94

Payment No: 032194

Payment Date	Vendor Name	Voucher No.	Invoice No.	Description	Fund Code	Amount Paid
2025-02-14	COUNTY OF SANTA CLARA	00570815	1800092526	SLETS 2nd Q 24-25	General Fund	3,352.16
2025-02-14	COUNTY OF SANTA CLARA	00570816	1800092537	SLETS 2nd Q 24-25 - POLICE	General Fund	7,974.12
				Total for Payment No.:		11,326.28

Payment No: 725057

Payment Date	Vendor Name	Voucher No.	Invoice No.	Description	Fund Code	Amount Paid
2025-02-28	POLICE EXECUTIVE RESEARCH FORUM	00571357	212370745	SMIP Registration	Police Operating Grant Fund	11,200.00
				Total for Payment No.:		11,200.00

Payment No: 725092

Payment Date	Vendor Name	Voucher No.	Invoice No.	Description	Fund Code	Amount Paid
2025-03-07	FREMONT BANK	00572772	39831FEB2025	RETENTION FOR CITYWIDE EMERGEN	Public Buildings	11,093.75
				Total for Payment No.:		11,093.75

Payment No: 724770

Payment Date	Vendor Name	Voucher No.	Invoice No.	Description	Fund Code	Amount Paid
2025-02-14	HYAS GROUP, LLC	00570869	11294425023	Def Comp Consulting (Q4 2024)	General Fund	10,750.00

Payment Date	Vendor Name	Voucher No.	Invoice No.	Description	Fund Code	Amount Paid
				Total for Payment No.:		10,750.00

Payment No: 725155

Payment Date	Vendor Name	Voucher No.	Invoice No.	Description	Fund Code	Amount Paid
2025-03-07	HD SUPPLY	00572297	851584011	JANITORIAL SUPPLIES	Water Utility	173.77
2025-03-07	HD SUPPLY	00571832	849277272	JANITORIAL SUPPLIES	Water Utility	210.92
2025-03-07	HD SUPPLY	00572294	851583989	JANITORIAL SUPPLY	General Fund	473.59
2025-03-07	HD SUPPLY	00572295	851583997	JANITORIAL SUPPLIES	General Fund	989.43
2025-03-07	HD SUPPLY	00572293	851583971	JANITORIAL SUPPLIES	General Fund	637.05
2025-03-07	HD SUPPLY	00571831	849277280	JANITORIAL SUPPLIES	General Fund	779.79
2025-03-07	HD SUPPLY	00571823	846756856	JANITORIAL SUPPLIES	General Fund	71.85
2025-03-07	HD SUPPLY	00571824	847776622	JANITORIAL SUPPLIES	General Fund	136.25
2025-03-07	HD SUPPLY	00571825	849277264	JANITORIAL SUPPLIES	General Fund	214.27
2025-03-07	HD SUPPLY	00571867	849755236	PAPER RESTROOM PRODUCTS	General Fund	2,076.43
2025-03-07	HD SUPPLY	00571830	849277298	JANITORIAL SUPPLIES	General Fund	431.31
2025-03-07	HD SUPPLY	00571829	849277249	JANITORIAL SUPPLIES	General Fund	1,284.86
2025-03-07	HD SUPPLY	00571860	849957964	TOILET TISSUE	General Fund	822.86
2025-03-07	HD SUPPLY	00572179	849755244	FACILITIES SUPPLIES	General Fund	1,100.71
				Total for Payment No.:		9,403.09

Payment No: 725086

Payment Date	Vendor Name	Voucher No.	Invoice No.	Description	Fund Code	Amount Paid
2025-03-07	360-720 CONSULTING	00571956	135	Leadership Engagement - March	Police Operating Grant Fund	10,000.00
				Total for Payment No.:		10,000.00

Payment No: 032274

Payment Date	Vendor Name	Voucher No.	Invoice No.	Description	Fund Code	Amount Paid
2025-02-21	[redacted]	00571842	2237477	LEGAL SERVICES - CHANGE ORDER	[redacted]	4,518.26
2025-02-21	[redacted]	00571845	2235154	LEGAL SERVICES - CHANGE ORDER	[redacted]	824.75
2025-02-21	[redacted]	00571845	2235154	LEGAL SERVICES - CHANGE ORDER	[redacted]	4,270.74
				Total for Payment No.:		9,613.75

Payment No: 724933

Payment Date	Vendor Name	Voucher No.	Invoice No.	Description	Fund Code	Amount Paid
2025-02-21	NEW IMAGE LANDSCAPE COMPANY	00571938	149679	CITYWIDE LANDSCAPE SERVICES	General Fund	9,597.67
				Total for Payment No.:		9,597.67

Payment No: 032342

Payment Date	Vendor Name	Voucher No.	Invoice No.	Description	Fund Code	Amount Paid
2025-02-28	R3 CONSULTING GROUP, INC.	00571632	124267	FY24/25NEF REV/AUD/RT JAN2025	Solid Waste Program	7,745.00
2025-02-28	R3 CONSULTING GROUP, INC.	00571632	124267	FY24/25NEF REV/AUD/RT JAN2025	General Fund	1,810.00
				Total for Payment No.:		9,555.00

Payment No: 724968

Payment Date	Vendor Name	Voucher No.	Invoice No.	Description	Fund Code	Amount Paid
2025-02-21	WEST COAST CODE CONSULTANTS INC	00571804	224-012-004-01	PLAN REVIEW SERVICES	Building New Dvlpmnt Srvc Fee	6,462.50
2025-02-21	WEST COAST CODE CONSULTANTS INC	00571805	224-012-004-02	PLAN REVIEW SERVICES	Building New Dvlpmnt Srvc Fee	2,762.50
				Total for Payment No.:		9,225.00

Payment No: 724900

Payment Date	Vendor Name	Voucher No.	Invoice No.	Description	Fund Code	Amount Paid
2025-02-21	BRIGHTVIEW LANDSCAPE SERVICES, INC.	00571862	9234236	MAGICAL BRIDGE PLAYGROUND MAIN	General Fund	9,000.00

Payment Date	Vendor Name	Voucher No.	Invoice No.	Description	Fund Code	Amount Paid
				Total for Payment No.:		9,000.00

Payment No: 725049

Payment Date	Vendor Name	Voucher No.	Invoice No.	Description	Fund Code	Amount Paid
2025-02-28	MIWALL CORPORATION	00571515	1013608	Ammunition	General Fund	8,998.94
				Total for Payment No.:		8,998.94

Payment No: 725134

Payment Date	Vendor Name	Voucher No.	Invoice No.	Description	Fund Code	Amount Paid
2025-03-07	CDW GOVERNMENT	00572745	AC77W8F	RECYCLING FEE	Building New Dvlpmnt Srvc Fee	8.00
2025-03-07	CDW GOVERNMENT	00572743	AC7UY8S	APPLE MAGIC KEYBOARD WITH FOLI	Building New Dvlpmnt Srvc Fee	352.28
2025-03-07	CDW GOVERNMENT	00572743	AC7UY8S	APPLE MAGIC KEYBOARD WITH FOLI	Building New Dvlpmnt Srvc Fee	2,997.27
2025-03-07	CDW GOVERNMENT	00572743	AC7UY8S	APPLE PRO PENCIL - ACTIVE STYL	Building New Dvlpmnt Srvc Fee	1,253.39
2025-03-07	CDW GOVERNMENT	00572745	AC77W8F	APPLE 13-INCH IPAD PRO - M4 -	Building New Dvlpmnt Srvc Fee	4,316.13
				Total for Payment No.:		8,927.07

Payment No: 725202

Payment Date	Vendor Name	Voucher No.	Invoice No.	Description	Fund Code	Amount Paid
2025-03-07	SEAN MENDELSON	00572639	1 2025	CHANGE ORDER #4: ADDITIONAL FU	General Fund	8,924.20
				Total for Payment No.:		8,924.20

Payment No: 724922

Payment Date	Vendor Name	Voucher No.	Invoice No.	Description	Fund Code	Amount Paid
2025-02-21	HD SUPPLY	00571180	847539814	LAWN LEAF BAGS	General Fund	1,344.20
2025-02-21	HD SUPPLY	00571187	847289451	RESTROOM PAPER PRODUCTS	General Fund	3,689.81

Payment Date	Vendor Name	Voucher No.	Invoice No.	Description	Fund Code	Amount Paid
2025-02-21	HD SUPPLY	00571188	847480183	WINDOW CLEANING KIT	General Fund	99.26
2025-02-21	HD SUPPLY	00571189	847289469	WINDOW SQUEEGEE	General Fund	12.17
2025-02-21	HD SUPPLY	00571177	847965019	FLOOR SQUEEGEE	General Fund	199.01
2025-02-21	HD SUPPLY	00571182	847539822	PAPER TOWELS	General Fund	1,777.37
2025-02-21	HD SUPPLY	00571180	847539814	BROOM	General Fund	22.33
2025-02-21	HD SUPPLY	00571181	847539830	BROOMS	General Fund	477.71
2025-02-21	HD SUPPLY	00571181	847539830	URINAL CARTRIDGE	General Fund	1,014.37
				Total for Payment No.:		8,636.23

Payment No: 032230

Payment Date	Vendor Name	Voucher No.	Invoice No.	Description	Fund Code	Amount Paid
2025-02-14	T-MOBILE	00571441	952058658-2/2/2025	DPW/Street & Auto	Solid Waste Program	53.76
2025-02-14	T-MOBILE	00571441	952058658-2/2/2025	CDD/Bldg - Permits	Building New Dvlpmnt Srvc Fee	437.95
2025-02-14	T-MOBILE	00571441	952058658-2/2/2025	CDD/Bldg - Inspection	Building New Dvlpmnt Srvc Fee	214.55
2025-02-14	T-MOBILE	00571441	952058658-2/2/2025	HR	General Fund	42.84
2025-02-14	T-MOBILE	00571441	952058658-2/2/2025	DPW/Street & Auto	General Fund	87.78
2025-02-14	T-MOBILE	00571441	952058658-2/2/2025	DPW/Street & Auto	General Fund	14.28
2025-02-14	T-MOBILE	00571441	952058658-2/2/2025	DPW/Street & Auto	General Fund	377.58
2025-02-14	T-MOBILE	00571441	952058658-2/2/2025	DPW/Street & Auto	General Fund	59.22
2025-02-14	T-MOBILE	00571441	952058658-2/2/2025	DPW/Street & Auto	General Fund	59.22
2025-02-14	T-MOBILE	00571441	952058658-2/2/2025	Fire	General Fund	296.10
2025-02-14	T-MOBILE	00571441	952058658-2/2/2025	CMO/Stadium	S.C.Stadium Authority Ops	28.56
2025-02-14	T-MOBILE	00571441	952058658-2/2/2025	CMO - order #1390387	General Fund	1,200.36
2025-02-14	T-MOBILE	00571441	952058658-2/2/2025	DPW - order #1397864	General Fund	469.23
2025-02-14	T-MOBILE	00571441	952058658-2/2/2025	DPW/Street & Auto	General Fund	118.44

Payment Date	Vendor Name	Voucher No.	Invoice No.	Description	Fund Code	Amount Paid
2025-02-14	T-MOBILE	00571441	952058658-2/2/2025	Finance/Muni Svcs	General Fund	138.18
2025-02-14	T-MOBILE	00571441	952058658-2/2/2025	Finance/Purchasing	General Fund	71.40
2025-02-14	T-MOBILE	00571441	952058658-2/2/2025	Police/Stadium	General Fund	15.88
2025-02-14	T-MOBILE	00571441	952058658-2/2/2025	DPW/Engineering	General Fund	28.56
2025-02-14	T-MOBILE	00571441	952058658-2/2/2025	DPW/Engineering	General Fund	14.28
2025-02-14	T-MOBILE	00571441	952058658-2/2/2025	DPW/Engineering	General Fund	14.28
2025-02-14	T-MOBILE	00571441	952058658-2/2/2025	DPW/Engineering	General Fund	14.28
2025-02-14	T-MOBILE	00571441	952058658-2/2/2025	DPW/Engineering	General Fund	202.86
2025-02-14	T-MOBILE	00571441	952058658-2/2/2025	CDD/Planning	General Fund	96.60
2025-02-14	T-MOBILE	00571441	952058658-2/2/2025	CDD/Housing	General Fund	71.40
2025-02-14	T-MOBILE	00571441	952058658-2/2/2025	Police	General Fund	14.28
2025-02-14	T-MOBILE	00571441	952058658-2/2/2025	Police	General Fund	14.28
2025-02-14	T-MOBILE	00571441	952058658-2/2/2025	Police	General Fund	535.31
2025-02-14	T-MOBILE	00571441	952058658-2/2/2025	Police	General Fund	147.00
2025-02-14	T-MOBILE	00571441	952058658-2/2/2025	Library	General Fund	101.64
2025-02-14	T-MOBILE	00571441	952058658-2/2/2025	COU	General Fund	154.98
2025-02-14	T-MOBILE	00571441	952058658-2/2/2025	Parks & Rec	General Fund	43.68
2025-02-14	T-MOBILE	00571441	952058658-2/2/2025	Parks & Rec	General Fund	29.40
2025-02-14	T-MOBILE	00571441	952058658-2/2/2025	DPW/Facilities	General Fund	171.36
2025-02-14	T-MOBILE	00571441	952058658-2/2/2025	CCO	General Fund	14.28
2025-02-14	T-MOBILE	00571441	952058658-2/2/2025	CCO	General Fund	14.28
2025-02-14	T-MOBILE	00571441	952058658-2/2/2025	CAO	General Fund	29.40
2025-02-14	T-MOBILE	00571441	952058658-2/2/2025	Parks & Rec	General Fund	29.40
2025-02-14	T-MOBILE	00571441	952058658-2/2/2025	CMO wireless service	General Fund	384.94
2025-02-14	T-MOBILE	00571441	952058658-2/2/2025	Parks & Rec	General Fund	931.14
2025-02-14	T-MOBILE	00571441	952058658-2/2/2025	Parks & Rec	General Fund	29.40
2025-02-14	T-MOBILE	00571441	952058658-2/2/2025	Parks & Rec	General Fund	99.96

Payment Date	Vendor Name	Voucher No.	Invoice No.	Description	Fund Code	Amount Paid
2025-02-14	T-MOBILE	00571441	952058658-2/2/2025	Library/READ Santa Clara	Library Operating Grant Fund	14.28
2025-02-14	T-MOBILE	00571441	952058658-2/2/2025	IT	Information Technology Service	686.83
2025-02-14	T-MOBILE	00571441	952058658-2/2/2025	Water & Sewer Utilities	Sewer Utility	815.22
2025-02-14	T-MOBILE	00571441	952058658-2/2/2025	DPW/Street & Auto	Fleet Operation Fund	29.40
				Total for Payment No.:		8,418.05

Payment No: 725170

Payment Date	Vendor Name	Voucher No.	Invoice No.	Description	Fund Code	Amount Paid
2025-03-07	MALLORY SAFETY & SUPPLY LLC	00572244	6094660	SUPPLIES - STORM	General Fund	8,212.68
				Total for Payment No.:		8,212.68

Payment No: 725145

Payment Date	Vendor Name	Voucher No.	Invoice No.	Description	Fund Code	Amount Paid
2025-03-07	EOA INC	00572635	SY13-1224	SERVICE ORDER #4 - FY 24-25	General Fund	8,157.67
				Total for Payment No.:		8,157.67

Payment No: 032318

Payment Date	Vendor Name	Voucher No.	Invoice No.	Description	Fund Code	Amount Paid
2025-02-28	GRANITE ROCK CO #29145	00572381	2206522	SAND & BASE ROCK	Water Utility	175.07
2025-02-28	GRANITE ROCK CO #29145	00572382	2205194	SAND & BASE ROCK	Water Utility	682.13
2025-02-28	GRANITE ROCK CO #29145	00572379	2198162	SAND & BASE ROCK	Water Utility	84.66
2025-02-28	GRANITE ROCK CO #29145	00572377	2203841	SAND & BASE ROCK	Water Utility	154.69
2025-02-28	GRANITE ROCK CO #29145	00572379	2198162	SAND & BASE ROCK	Water Utility	126.98
2025-02-28	GRANITE ROCK CO #29145	00572377	2203841	SAND & BASE ROCK	Water Utility	232.04
2025-02-28	GRANITE ROCK CO #29145	00572381	2206522	SAND & BASE ROCK	Water Utility	116.71
2025-02-28	GRANITE ROCK CO #29145	00572382	2205194	SAND & BASE ROCK	Water Utility	454.76
2025-02-28	GRANITE ROCK CO #29145	00572381	2206522	SAND & BASE ROCK	Water Utility	233.42

Payment Date	Vendor Name	Voucher No.	Invoice No.	Description	Fund Code	Amount Paid
					Construction	
2025-02-28	GRANITE ROCK CO #29145	00572382	2205194	SAND & BASE ROCK	Water Utility Construction	909.50
2025-02-28	GRANITE ROCK CO #29145	00572377	2203841	SAND & BASE ROCK	Water Utility Construction	309.38
2025-02-28	GRANITE ROCK CO #29145	00572379	2198162	SAND & BASE ROCK	Water Utility Construction	169.31
2025-02-28	GRANITE ROCK CO #29145	00572382	2205194	SAND & BASE ROCK	Sewer Utility	227.38
2025-02-28	GRANITE ROCK CO #29145	00572379	2198162	SAND & BASE ROCK	Sewer Utility	42.33
2025-02-28	GRANITE ROCK CO #29145	00572377	2203841	SAND & BASE ROCK	Sewer Utility	77.35
2025-02-28	GRANITE ROCK CO #29145	00572381	2206522	SAND & BASE ROCK	Sewer Utility	58.35
				Total for Payment No.:		4,054.06

Payment No: 724972

Payment Date	Vendor Name	Voucher No.	Invoice No.	Description	Fund Code	Amount Paid
2025-02-28	BELLECCI & ASSOCIATES INC	00572313	240053.00-0000007	BOWERS PARK PARKING LOT REHABI	Storm Drain	6,103.50
2025-02-28	BELLECCI & ASSOCIATES INC	00571269	240053.00-0000006	BOWERS PARK PARKING LOT REHABI	Storm Drain	1,965.00
				Total for Payment No.:		8,068.50

Payment No: 032197

Payment Date	Vendor Name	Voucher No.	Invoice No.	Description	Fund Code	Amount Paid
2025-02-14	DLT SOLUTIONS LLC	00570132	SI642328A	CK 717988 CHECK FRAUD PMT	General Fund	7,891.00
				Total for Payment No.:		7,891.00

Payment No: 724910

Payment Date	Vendor Name	Voucher No.	Invoice No.	Description	Fund Code	Amount Paid
2025-02-21	EDELMAN CORP	00571270	236009	Software House CCure 9000 Supp	General Fund	7,833.60
				Total for Payment No.:		7,833.60

Payment No: 032237

Payment Date	Vendor Name	Voucher No.	Invoice No.	Description	Fund Code	Amount Paid
2025-02-21	AFSCME COUNCIL 57	00572029	01/19/25-02/15/25	UNION DUES B2503 & B2504	Payroll Liability&ClearingAcct	7,821.69
				Total for Payment No.:		7,821.69

Payment No: 724819

Payment Date	Vendor Name	Voucher No.	Invoice No.	Description	Fund Code	Amount Paid
2025-02-14	MALLORY SAFETY & SUPPLY LLC	00571591	6079540	FIRES-FBAB005: FIREBULL CLASS	General Fund	7,804.62
				Total for Payment No.:		7,804.62

Payment No: 725010

Payment Date	Vendor Name	Voucher No.	Invoice No.	Description	Fund Code	Amount Paid
2025-02-28	BRIGHTVIEW LANDSCAPE SERVICES, INC.	00572272	9227637	Landscape Maintenance Services	LawrenceStation MaintenanceCFD	7,750.50
				Total for Payment No.:		7,750.50

Payment No: 725008

Payment Date	Vendor Name	Voucher No.	Invoice No.	Description	Fund Code	Amount Paid
2025-02-28	BEACON VETERINARY SPECIALISTS	00571544	200895	K9 Brock veterinary care	General Fund	7,500.45
				Total for Payment No.:		7,500.45

Payment No: 725149

Payment Date	Vendor Name	Voucher No.	Invoice No.	Description	Fund Code	Amount Paid
2025-03-07	FIRST SHIELD SECURITY AND	00572638	5882	Parks - Bathroom Closures	General Fund	7,500.00
				Total for Payment No.:		7,500.00

Payment No: 032457

Payment Date	Vendor Name	Voucher No.	Invoice No.	Description	Fund Code	Amount Paid
2025-03-07	WESTERN STATES OIL CO	00572682	857905	RENEWABLE DIESEL	Fleet Operation Fund	2,065.92
2025-03-07	WESTERN STATES OIL CO	00572681	857907	RENEWABLE DIESEL	Fleet Operation Fund	2,129.81

Payment Date	Vendor Name	Voucher No.	Invoice No.	Description	Fund Code	Amount Paid
2025-03-07	WESTERN STATES OIL CO	00572683	857906	RENEWABLE DIESEL	Fleet Operation Fund	1,703.85
2025-03-07	WESTERN STATES OIL CO	00571793	501299	PD MOTORS BATCH ENTRY	Fleet Operation Fund	282.14
2025-03-07	WESTERN STATES OIL CO	00572680	857908	RENEWABLE DIESEL	Fleet Operation Fund	1,277.89
				Total for Payment No.:		7,459.61

Payment No: 032445

Payment Date	Vendor Name	Voucher No.	Invoice No.	Description	Fund Code	Amount Paid
2025-03-07	TECHNOLOGY SERVICES AND	00572554	1800092753	Aerial Imagery & LiDAR Data Ac	Information Technology Service	7,245.23
				Total for Payment No.:		7,245.23

Payment No: 032301

Payment Date	Vendor Name	Voucher No.	Invoice No.	Description	Fund Code	Amount Paid
2025-02-28	CD & POWER	00572304	01-108856	ANNUAL GENERATOR MAINTENANCE S	Fleet Operation Fund	1,734.10
2025-02-28	CD & POWER	00572304	01-108856	MATERIALS (TAXABLE NON-CONSUMA	Fleet Operation Fund	515.90
2025-02-28	CD & POWER	00572303	01-108991	ANNUAL GENERATOR MAINTENANCE S	Fleet Operation Fund	2,065.37
2025-02-28	CD & POWER	00572303	01-108991	MATERIALS (TAXABLE NON-CONSUMA	Fleet Operation Fund	349.63
2025-02-28	CD & POWER	00572156	01-109032	AS-NEEDED REPAIRS	Fleet Operation Fund	1,518.02
2025-02-28	CD & POWER	00572149	01-108026	AS-NEEDED REPAIRS	Fleet Operation Fund	1,058.68
				Total for Payment No.:		7,241.70

Payment No: 725034

Payment Date	Vendor Name	Voucher No.	Invoice No.	Description	Fund Code	Amount Paid
2025-02-28	HARRELL'S, LLC	00571506	INV01942456	PRIMO MAXX	Cemetery	354.68
2025-02-28	HARRELL'S, LLC	00571508	INV01942454	PURE SPORT RST	Cemetery	523.82
2025-02-28	HARRELL'S, LLC	00571511	INV01942448	GREENLIGHT S GYPSUM	General Fund	1,914.50

Payment Date	Vendor Name	Voucher No.	Invoice No.	Description	Fund Code	Amount Paid
2025-02-28	HARRELL'S, LLC	00571505	INV01973535	PURE SPORT RST	General Fund	248.81
2025-02-28	HARRELL'S, LLC	00571509	INV01942450	REWARD	General Fund	1,074.23
2025-02-28	HARRELL'S, LLC	00571507	INV01942455	EUTROSORB G	General Fund	2,282.70
2025-02-28	HARRELL'S, LLC	00571510	INV01942449	LIFELINE HERBICIDE	General Fund	690.51
				Total for Payment No.:		7,089.25

Payment No: 724824

Payment Date	Vendor Name	Voucher No.	Invoice No.	Description	Fund Code	Amount Paid
2025-02-14	OFFICE SOLUTIONS	00570811	12232	Chairs for Sub Station on Rive	General Fund	5,674.67
2025-02-14	OFFICE SOLUTIONS	00570812	12234	Couch for Chief Kazem's Office	General Fund	1,412.08
				Total for Payment No.:		7,086.75

Payment No: 032296

Payment Date	Vendor Name	Voucher No.	Invoice No.	Description	Fund Code	Amount Paid
2025-02-28	ARINI GEOGRAPHICS LLC	00572137	000469	GIS Common Operational Picture	General Fund	1,674.00
2025-02-28	ARINI GEOGRAPHICS LLC	00572137	000469	GIS Common Operational Picture	General Fund	2,393.00
2025-02-28	ARINI GEOGRAPHICS LLC	00572138	000472	GIS Common Operational Picture	General Fund	1,711.00
2025-02-28	ARINI GEOGRAPHICS LLC	00572138	000472	GIS Common Operational Picture	General Fund	1,287.00
				Total for Payment No.:		7,065.00

Payment No: 725183

Payment Date	Vendor Name	Voucher No.	Invoice No.	Description	Fund Code	Amount Paid
2025-03-07	PACIFIC COAST PETROLEUM INC.	00571895	145495	PARTS - STOCK	Fleet Operation Fund	636.09
2025-03-07	PACIFIC COAST PETROLEUM INC.	00571988	145496	PARTS - STOCK	Fleet Operation Fund	6,170.25
				Total for Payment No.:		6,806.34

Payment No: 725123

Payment Date	Vendor Name	Voucher No.	Invoice No.	Description	Fund Code	Amount Paid
2025-03-07	BAKER & TAYLOR INC	00571942	NS25020205	CONTENT CAFE WITH REVIEWS	General Fund	6,735.58
				Total for Payment No.:		6,735.58

Payment No: 725181

Payment Date	Vendor Name	Voucher No.	Invoice No.	Description	Fund Code	Amount Paid
2025-03-07	ORCHARD COMMERCIAL, INC	00572741	OCI MF-2025-31-01	PROPERTY MANAGEMENT FOR THE SA	Convention Cnt Maintenance Dis	6,650.00
				Total for Payment No.:		6,650.00

Payment No: 725193

Payment Date	Vendor Name	Voucher No.	Invoice No.	Description	Fund Code	Amount Paid
2025-03-07	REP NUT & BOLT GUY	00572642	39805	ADJ COMP. LG METALGREY DRAWER	General Fund	1,802.92
2025-03-07	REP NUT & BOLT GUY	00572642	39805	10 LOOP HOSE CLAMP RACK W/O CL	General Fund	96.56
2025-03-07	REP NUT & BOLT GUY	00572642	39805	CABINET BASE ITEM DUR304	General Fund	374.78
2025-03-07	REP NUT & BOLT GUY	00572642	39805	BASE FOR 40 OR 72 HOLE BIN ITE	General Fund	357.93
2025-03-07	REP NUT & BOLT GUY	00572642	39805	72 HOLE GREY METAL BIN ITEM DU	General Fund	1,082.52
2025-03-07	REP NUT & BOLT GUY	00572642	39805	6 SLOT BALL BEARING CABINET TO	General Fund	1,911.87
2025-03-07	REP NUT & BOLT GUY	00572642	39805	40 HOLE GRAY METAL BIN ITEM DU	General Fund	820.03
				Total for Payment No.:		6,446.61

Payment No: 003730

Payment Date	Vendor Name	Voucher No.	Invoice No.	Description	Fund Code	Amount Paid
2025-02-20	CA DEPT OF TAX & FEE ADMIN	00572347	JANUARY 2025	DD:SALES & USE TAX JAN25	Cemetery	134.09
2025-02-20	CA DEPT OF TAX & FEE ADMIN	00572347	JANUARY 2025	DD:SALES & USE TAX JAN25	General Fund	7.94

Payment Date	Vendor Name	Voucher No.	Invoice No.	Description	Fund Code	Amount Paid
2025-02-20	CA DEPT OF TAX & FEE ADMIN	00572347	JANUARY 2025	DD:SALES & USE TAX JAN25	General Fund	47.76
				Total for Payment No.:		189.79

Payment No: 725069

Payment Date	Vendor Name	Voucher No.	Invoice No.	Description	Fund Code	Amount Paid
2025-02-28	SIMPLEVIEW LLC	00572249	CI_19782	CRM BOOK DIRECT LICENSING	Deposit Funds.	6,255.34
				Total for Payment No.:		6,255.34

Payment No: 032393

Payment Date	Vendor Name	Voucher No.	Invoice No.	Description	Fund Code	Amount Paid
2025-03-07	CSG CONSULTANTS INC	00572827	59427	CHANGE ORDER #1 CONSTRUCTION M	PW Capital Proj ManagementFund	6,068.40
				Total for Payment No.:		6,068.40

Payment No: 032402

Payment Date	Vendor Name	Voucher No.	Invoice No.	Description	Fund Code	Amount Paid
2025-03-07	GRANITE ROCK CO #29145	00572842	2207836	SAND & BASE ROCK	Water Utility	421.36
2025-03-07	GRANITE ROCK CO #29145	00572844	2209964	SAND & BASE ROCK	Water Utility	132.38
2025-03-07	GRANITE ROCK CO #29145	00572844	2209964	SAND & BASE ROCK	Water Utility	88.26
2025-03-07	GRANITE ROCK CO #29145	00572840	2208765	SAND & BASE ROCK	Water Utility	127.13
2025-03-07	GRANITE ROCK CO #29145	00572840	2208765	SAND & BASE ROCK	Water Utility	84.75
2025-03-07	GRANITE ROCK CO #29145	00572842	2207836	SAND & BASE ROCK	Water Utility	632.05
2025-03-07	GRANITE ROCK CO #29145	00572840	2208765	SAND & BASE ROCK	Water Utility Construction	169.49
2025-03-07	GRANITE ROCK CO #29145	00572842	2207836	SAND & BASE ROCK	Water Utility Construction	842.74
2025-03-07	GRANITE ROCK CO #29145	00572844	2209964	SAND & BASE ROCK	Water Utility Construction	176.51
2025-03-07	GRANITE ROCK CO #29145	00572840	2208765	SAND & BASE ROCK	Sewer Utility	42.38
2025-03-07	GRANITE ROCK CO #29145	00572842	2207836	SAND & BASE ROCK	Sewer Utility	210.69

Payment Date	Vendor Name	Voucher No.	Invoice No.	Description	Fund Code	Amount Paid
2025-03-07	GRANITE ROCK CO #29145	00572844	2209964	SAND & BASE ROCK	Sewer Utility	44.12
				Total for Payment No.:		2,971.86

Payment No: 032353

Payment Date	Vendor Name	Voucher No.	Invoice No.	Description	Fund Code	Amount Paid
2025-02-28	SUNTREK INDUSTRIES INC.	00572116	46064	OPERATIONS AND MAINTENANCE FOR	Water Utility	935.00
2025-02-28	SUNTREK INDUSTRIES INC.	00572117	46065	OPERATIONS AND MAINTENANCE FOR	Water Utility	367.50
2025-02-28	SUNTREK INDUSTRIES INC.	00572113	46010	OPERATIONS AND MAINTENANCE FOR	Water Utility	61.25
2025-02-28	SUNTREK INDUSTRIES INC.	00572114	46011	OPERATIONS AND MAINTENANCE FOR	Water Utility	950.00
2025-02-28	SUNTREK INDUSTRIES INC.	00572112	46009	OPERATIONS AND MAINTENANCE FOR	Water Utility	950.00
2025-02-28	SUNTREK INDUSTRIES INC.	00572115	46012	OPERATIONS AND MAINTENANCE FOR	Water Utility	700.00
2025-02-28	SUNTREK INDUSTRIES INC.	00572110	46007	OPERATIONS AND MAINTENANCE FOR	Water Utility	950.00
2025-02-28	SUNTREK INDUSTRIES INC.	00572111	46008	OPERATIONS AND MAINTENANCE FOR	Water Utility	950.00
				Total for Payment No.:		5,863.75

Payment No: 032317

Payment Date	Vendor Name	Voucher No.	Invoice No.	Description	Fund Code	Amount Paid
2025-02-28	GRANITE CONSTRUCTION CO	00571623	2886372	SUPPLIES - STREET	General Fund	272.81
2025-02-28	GRANITE CONSTRUCTION CO	00571264	2884039	ENVIRONMENTAL FEE	General Fund	32.74
2025-02-28	GRANITE CONSTRUCTION CO	00571264	2884039	SUPPLIES - STREET	General Fund	1,782.75
2025-02-28	GRANITE CONSTRUCTION CO	00571751	2889667	ENVIRONMENTAL FEE	General Fund	32.74
2025-02-28	GRANITE CONSTRUCTION CO	00571750	2888716	ENVIRONMENTAL FEE	General Fund	32.74
2025-02-28	GRANITE CONSTRUCTION CO	00571750	2888716	SUPPLIES - STREET	General Fund	1,211.39

Payment Date	Vendor Name	Voucher No.	Invoice No.	Description	Fund Code	Amount Paid
2025-02-28	GRANITE CONSTRUCTION CO	00571751	2889667	SUPPLIES - STREET	General Fund	2,486.43
				Total for Payment No.:		5,851.60

Payment No: 032348

Payment Date	Vendor Name	Voucher No.	Invoice No.	Description	Fund Code	Amount Paid
2025-02-28	SAN JOSE MAILING	00572271	7957	2518 MISSION COLLEGE BLVD.	General Fund	271.80
2025-02-28	SAN JOSE MAILING	00572271	7957	2518 MISSION COLLEGE BLVD.	General Fund	329.31
2025-02-28	SAN JOSE MAILING	00572271	7957	POSTAGE	General Fund	191.89
2025-02-28	SAN JOSE MAILING	00572273	7959	EL CAMINO REAL SPECIFIC PLAN	General Government - Other	1,132.74
2025-02-28	SAN JOSE MAILING	00572273	7959	POSTAGE	General Government - Other	2,123.85
2025-02-28	SAN JOSE MAILING	00572273	7959	EL CAMINO REAL SPECIFIC PLAN	General Government - Other	1,734.69
				Total for Payment No.:		5,784.28

Payment No: 032221

Payment Date	Vendor Name	Voucher No.	Invoice No.	Description	Fund Code	Amount Paid
2025-02-14	MUNICIPAL MAINTENANCE EQUIPMNT	00570688	031364	PARTS - V3640	Fleet Operation Fund	13.95
2025-02-14	MUNICIPAL MAINTENANCE EQUIPMNT	00570689	031325	PARTS - V3640	Fleet Operation Fund	5,748.21
				Total for Payment No.:		5,762.16

Payment No: 724991

Payment Date	Vendor Name	Voucher No.	Invoice No.	Description	Fund Code	Amount Paid
2025-02-28	HEXAGON TRANSPORTATION	00572148	17938	TDM Monitoring & Admin Program	General Government - Other	5,730.00
				Total for Payment No.:		5,730.00

Payment No: 725201

Payment Date	Vendor Name	Voucher No.	Invoice No.	Description	Fund Code	Amount Paid
2025-03-07	SANTA CLARA WEEKLY	00572634	1250017	PUBLIC OUTREACH POLICY PC2/19	General Fund	864.00
2025-03-07	SANTA CLARA WEEKLY	00572637	1250018	MULTI-JURISDICTIONAL HAZARD	General Fund	1,320.00
2025-03-07	SANTA CLARA WEEKLY	00572640	1250019	2518 MISSION COLLEGE BLVD.	General Fund	1,440.00
2025-03-07	SANTA CLARA WEEKLY	00572816	1250027	LEGAL NOTICE ORD NO 2075	General Fund	576.00
2025-03-07	SANTA CLARA WEEKLY	00572804	1250023	2528 MISSION COLLEGE BLVD	General Fund	1,512.00
				Total for Payment No.:		5,712.00

Payment No: 032346

Payment Date	Vendor Name	Voucher No.	Invoice No.	Description	Fund Code	Amount Paid
2025-02-28	ROSS LADDER SERVICE	00572147	1076	HEAT SENSOR INSTALLED	General Fund	243.00
2025-02-28	ROSS LADDER SERVICE	00572147	1076	TEST LADDER - LOAD TEST AND IN	General Fund	4,907.75
2025-02-28	ROSS LADDER SERVICE	00572147	1076	REPLACED WELDED RUNG	General Fund	390.00
2025-02-28	ROSS LADDER SERVICE	00572147	1076	STRAIGHTEN BENT/BOWED RAIL OF	General Fund	20.00
2025-02-28	ROSS LADDER SERVICE	00572147	1076	ADJUST HALYARD	General Fund	30.00
2025-02-28	ROSS LADDER SERVICE	00572147	1076	ADJUST PULLEY ON EXTENSION LAD	General Fund	20.00
2025-02-28	ROSS LADDER SERVICE	00572147	1076	STRAIGHTEN HALYARD ANCHOR POIN	General Fund	10.00
2025-02-28	ROSS LADDER SERVICE	00572147	1076	REWELD RUNG TO RAIL	General Fund	40.00
2025-02-28	ROSS LADDER SERVICE	00572147	1076	TESTING SECOND SET OF HOOKS ON	General Fund	10.00
2025-02-28	ROSS LADDER SERVICE	00572147	1076	STOPS ON EXTENSION LADDER ADJU	General Fund	5.00
2025-02-28	ROSS LADDER SERVICE	00572147	1076	INSTALLATION OF POP RIVER	General Fund	6.25
				Total for Payment No.:		5,682.00

Payment No: 032182

Payment Date	Vendor Name	Voucher No.	Invoice No.	Description	Fund Code	Amount Paid
2025-02-14	[redacted]	00571666	737411	LEGAL SERVICES	[redacted]	5,675.00

Payment Date	Vendor Name	Voucher No.	Invoice No.	Description	Fund Code	Amount Paid
	[redacted]					
				Total for Payment No.:		5,675.00

Payment No: 725129

Payment Date	Vendor Name	Voucher No.	Invoice No.	Description	Fund Code	Amount Paid
2025-03-07	BSN SPORTS, LLC	00571886	928696184	TUFFY WINDSCREEN	General Fund	5,398.32
2025-03-07	BSN SPORTS, LLC	00571886	928696184	FREIGHT	General Fund	247.35
				Total for Payment No.:		5,645.67

Payment No: 032311

Payment Date	Vendor Name	Voucher No.	Invoice No.	Description	Fund Code	Amount Paid
2025-02-28	ECS IMAGING, INC.	00572139	19440	SERVICE ORDER NO.: 6 IMPORT PA	General Fund	5,600.00
				Total for Payment No.:		5,600.00

Payment No: 032299

Payment Date	Vendor Name	Voucher No.	Invoice No.	Description	Fund Code	Amount Paid
2025-02-28	BOUND TREE MEDICAL LLC	00572140	85649565	BOUDNTREE EMS SUPPLIES FY23-24	General Fund	154.36
2025-02-28	BOUND TREE MEDICAL LLC	00572142	85649564	BOUDNTREE EMS SUPPLIES FY23-24	General Fund	231.54
2025-02-28	BOUND TREE MEDICAL LLC	00572145	85651537	BOUDNTREE EMS SUPPLIES FY23-24	General Fund	4,090.12
2025-02-28	BOUND TREE MEDICAL LLC	00572145	85651537	BOUDNTREE EMS SUPPLIES FY23-24	General Fund	1,099.27
				Total for Payment No.:		5,575.29

Payment No: 032248

Payment Date	Vendor Name	Voucher No.	Invoice No.	Description	Fund Code	Amount Paid
2025-02-21	BARONFELD CONSULTING GROUP LLC	00571925	1044	Knowland Outreach JAN 2025	Deposit Funds.	5,520.00

Payment Date	Vendor Name	Voucher No.	Invoice No.	Description	Fund Code	Amount Paid
				Total for Payment No.:		5,520.00

Payment No: 725001

Payment Date	Vendor Name	Voucher No.	Invoice No.	Description	Fund Code	Amount Paid
2025-02-28	ANDY'S ROOFING CO INC	00572301	4214	CITY HALL COMPLEX 538-2222-803	Public Buildings	5,509.00
				Total for Payment No.:		5,509.00

Payment No: 003727

Payment Date	Vendor Name	Voucher No.	Invoice No.	Description	Fund Code	Amount Paid
2025-02-21	STATE DISBURSEMENT UNIT	00572028	02/02/25-02/15/25	DD WAGE ATTACHMENTS B2504	Payroll Liability&ClearingAcct	5,500.20
				Total for Payment No.:		5,500.20

Payment No: 032293

Payment Date	Vendor Name	Voucher No.	Invoice No.	Description	Fund Code	Amount Paid
2025-02-28	ALLIANT INSURANCE SVCS INC	00571462	2973303	Safety Consultant Svcs	General Fund	5,498.75
				Total for Payment No.:		5,498.75

Payment No: 032189

Payment Date	Vendor Name	Voucher No.	Invoice No.	Description	Fund Code	Amount Paid
2025-02-14	CINTAS CORP #630	00570882	4219118598	UNIFORMS	General Fund	138.81
2025-02-14	CINTAS CORP #630	00570681	4218888258	FLEET UNIFORM LAUNDRY	Fleet Operation Fund	74.62
2025-02-14	CINTAS CORP #630	00570681	4218888258	FLEET UNIFORM LAUNDRY	Fleet Operation Fund	268.53
2025-02-14	CINTAS CORP #630	00570681	4218888258	SAFEWASHER MOBILE SVC	Fleet Operation Fund	68.38
				Total for Payment No.:		550.34

Payment No: 724904

Payment Date	Vendor Name	Voucher No.	Invoice No.	Description	Fund Code	Amount Paid
2025-02-21	CIVITAS ADVISORS	00571840	59102	CONSULTING SERVICES FEB 2025	Deposit Funds.	3,000.00

Payment Date	Vendor Name	Voucher No.	Invoice No.	Description	Fund Code	Amount Paid
2025-02-21	CIVITAS ADVISORS	00571840	59102	CONSULTING SERVICES FEB 2025	Deposit Funds.	120.00
2025-02-21	CIVITAS ADVISORS	00571977	59103	PRE-MEETING & PRESENTATION FEE	Deposit Funds.	2,296.81
				Total for Payment No.:		5,416.81

Payment No: 032366

Payment Date	Vendor Name	Voucher No.	Invoice No.	Description	Fund Code	Amount Paid
2025-03-07	TRUSTMARK VOLUNTARY BENEFIT	00572948	01/19/25-02/15/25	LT CARE PREMIUMS B2503 & B2504	Payroll Liability&ClearingAcct	5,341.52
				Total for Payment No.:		5,341.52

Payment No: 725200

Payment Date	Vendor Name	Voucher No.	Invoice No.	Description	Fund Code	Amount Paid
2025-03-07	SANTA CLARA LIGHTING, INC.	00572047	32898	LED RETROFIT KIT	General Fund	76.28
2025-03-07	SANTA CLARA LIGHTING, INC.	00572048	33093	M1000/U BT56/MOG	General Fund	3,270.48
2025-03-07	SANTA CLARA LIGHTING, INC.	00571957	33513	Headlamps	General Fund	42.50
2025-03-07	SANTA CLARA LIGHTING, INC.	00572048	33093	FREIGHT	General Fund	85.00
2025-03-07	SANTA CLARA LIGHTING, INC.	00572067	33835	SUPPLIES	General Fund	73.60
2025-03-07	SANTA CLARA LIGHTING, INC.	00572074	33909	CENTRAL LIB	General Fund	77.45
2025-03-07	SANTA CLARA LIGHTING, INC.	00572070	33784	STREET	General Fund	369.69
2025-03-07	SANTA CLARA LIGHTING, INC.	00572073	33937	PD	General Fund	35.96
2025-03-07	SANTA CLARA LIGHTING, INC.	00572068	33853	PARKS	General Fund	54.51
2025-03-07	SANTA CLARA LIGHTING, INC.	00572071	33392	MISSION LIB	General Fund	878.68
2025-03-07	SANTA CLARA LIGHTING, INC.	00572065	33427	PARKS	General Fund	174.38
2025-03-07	SANTA CLARA LIGHTING, INC.	00572064	33324	LIGHTS	General Fund	152.78
				Total for Payment No.:		5,291.31

Payment No: 724840

Payment Date	Vendor Name	Voucher No.	Invoice No.	Description	Fund Code	Amount Paid
2025-02-14	SANTA CLARA VALLEY	00570734	18040JAN2025	RESTRICTED ACCESS PERMIT	General Fund	3,050.00
2025-02-14	SANTA CLARA VALLEY	00570734	18040JAN2025	ROADWAY WORKER PROTECTION FEE	General Fund	2,210.00
				Total for Payment No.:		5,260.00

Payment No: 032378

Payment Date	Vendor Name	Voucher No.	Invoice No.	Description	Fund Code	Amount Paid
2025-03-07	BAUER COMPRESSORS INC	00572600	0000329236	SERVICE PARTS - ORING	General Fund	54.00
2025-03-07	BAUER COMPRESSORS INC	00572600	0000329236	SERVICE - HYDROSTATIC TESTING	General Fund	720.00
2025-03-07	BAUER COMPRESSORS INC	00572597	0000331220	COMPRESSOR PM & AIR TEST	General Fund	860.00
2025-03-07	BAUER COMPRESSORS INC	00572597	0000331220	COMPRESSOR PM & AIR TEST	General Fund	576.89
2025-03-07	BAUER COMPRESSORS INC	00572595	0000331219	COMPRESSOR PM & AIR TEST	General Fund	860.00
2025-03-07	BAUER COMPRESSORS INC	00572600	0000329236	SERVICE - EPOXY REPAIR	General Fund	40.00
2025-03-07	BAUER COMPRESSORS INC	00572595	0000331219	COMPRESSOR PM & AIR TEST	General Fund	576.89
2025-03-07	BAUER COMPRESSORS INC	00572592	0000331218	COMPRESSOR PM & AIR TEST NOTAX	General Fund	860.00
2025-03-07	BAUER COMPRESSORS INC	00572592	0000331218	COMPRESSOR PM & AIR TEST TAX	General Fund	625.93
				Total for Payment No.:		5,173.71

Payment No: 032423

Payment Date	Vendor Name	Voucher No.	Invoice No.	Description	Fund Code	Amount Paid
2025-03-07	MT TIRE SERVICE, LLC	00572809	33843	TIRES	Fleet Operation Fund	368.84
2025-03-07	MT TIRE SERVICE, LLC	00572809	33843	CA TIRE TAX	Fleet Operation Fund	3.50
2025-03-07	MT TIRE SERVICE, LLC	00572810	34407	TIRES	Fleet Operation Fund	3,024.95
2025-03-07	MT TIRE SERVICE, LLC	00572873	33401	TIRE MAINTENANCE AND REPAIR SE	Fleet Operation Fund	25.00
2025-03-07	MT TIRE SERVICE, LLC	00572872	33281	TIRE MAINTENANCE AND REPAIR SE	Fleet Operation Fund	60.00
2025-03-07	MT TIRE SERVICE, LLC	00572886	34409	TIRE MAINTENANCE AND REPAIR SE	Fleet Operation Fund	120.00

Payment Date	Vendor Name	Voucher No.	Invoice No.	Description	Fund Code	Amount Paid
2025-03-07	MT TIRE SERVICE, LLC	00572887	34410	TIRE MAINTENANCE AND REPAIR SE	Fleet Operation Fund	30.00
2025-03-07	MT TIRE SERVICE, LLC	00572877	33404	TIRE MAINTENANCE AND REPAIR SE	Fleet Operation Fund	30.00
2025-03-07	MT TIRE SERVICE, LLC	00572880	33405	TIRE MAINTENANCE AND REPAIR SE	Fleet Operation Fund	30.00
2025-03-07	MT TIRE SERVICE, LLC	00572882	33945	TIRE MAINTENANCE AND REPAIR SE	Fleet Operation Fund	25.00
2025-03-07	MT TIRE SERVICE, LLC	00572876	33402	TIRE MAINTENANCE AND REPAIR SE	Fleet Operation Fund	60.00
2025-03-07	MT TIRE SERVICE, LLC	00572884	34138	TIRE MAINTENANCE AND REPAIR SE	Fleet Operation Fund	30.00
2025-03-07	MT TIRE SERVICE, LLC	00572885	34408	TIRE MAINTENANCE AND REPAIR SE	Fleet Operation Fund	25.00
2025-03-07	MT TIRE SERVICE, LLC	00572598	34154	TIRES	Fleet Operation Fund	325.19
2025-03-07	MT TIRE SERVICE, LLC	00572598	34154	CA TIRE TAX	Fleet Operation Fund	3.50
2025-03-07	MT TIRE SERVICE, LLC	00572599	35063	TIRE MAINTENANCE AND REPAIR SE	Fleet Operation Fund	50.00
2025-03-07	MT TIRE SERVICE, LLC	00572596	34155	TIRE MAINTENANCE AND REPAIR SE	Fleet Operation Fund	30.00
2025-03-07	MT TIRE SERVICE, LLC	00572588	34139	TIRE MAINTENANCE AND REPAIR SE	Fleet Operation Fund	60.00
2025-03-07	MT TIRE SERVICE, LLC	00572589	34126	TIRE MAINTENANCE AND REPAIR SE	Fleet Operation Fund	120.00
2025-03-07	MT TIRE SERVICE, LLC	00572591	34127	TIRE MAINTENANCE AND REPAIR SE	Fleet Operation Fund	60.00
2025-03-07	MT TIRE SERVICE, LLC	00572593	34128	TIRE MAINTENANCE AND REPAIR SE	Fleet Operation Fund	60.00
2025-03-07	MT TIRE SERVICE, LLC	00572594	34153	TIRE MAINTENANCE AND REPAIR SE	Fleet Operation Fund	50.00
2025-03-07	MT TIRE SERVICE, LLC	00572601	35065	TIRES	Fleet Operation Fund	549.99
2025-03-07	MT TIRE SERVICE, LLC	00572601	35065	CA TIRE TAX	Fleet Operation Fund	7.00
				Total for Payment No.:		5,147.97

Payment No: 724958

Payment Date	Vendor Name	Voucher No.	Invoice No.	Description	Fund Code	Amount Paid
2025-02-21	TRIO COMMUNITY MEALS, LLC	00571372	INV2230059370	SRNUT JANUARY 27 WEEK	Park and Rec Opr GrantTst Fund	2,787.70
2025-02-21	TRIO COMMUNITY MEALS, LLC	00571371	INV2230059096	SRNUT JANUARY 21 WEEK	Park and Rec Opr GrantTst Fund	2,318.00
				Total for Payment No.:		5,105.70

Payment No: 032271

Payment Date	Vendor Name	Voucher No.	Invoice No.	Description	Fund Code	Amount Paid
2025-02-21	LINCOLN AQUATICS	00571185	36149907	FUEL SURCHARGE	General Fund	41.47
2025-02-21	LINCOLN AQUATICS	00571191	36149898	LIQUID CHLORINE	General Fund	794.43
2025-02-21	LINCOLN AQUATICS	00571191	36149898	PESTICIDE ASSESSMENT	General Fund	12.18
2025-02-21	LINCOLN AQUATICS	00571191	36149898	FUEL SURCHARGE	General Fund	41.47
2025-02-21	LINCOLN AQUATICS	00571205	36149999	LIQUID CHLORINE	General Fund	781.66
2025-02-21	LINCOLN AQUATICS	00571205	36149999	FUEL SURCHARGE	General Fund	41.47
2025-02-21	LINCOLN AQUATICS	00571208	36149902	LIQUID CHLORINE	General Fund	617.26
2025-02-21	LINCOLN AQUATICS	00571208	36149902	PESTICIDE ASSESSMENT	General Fund	9.63
2025-02-21	LINCOLN AQUATICS	00571208	36149902	FUEL SURCHARGE	General Fund	41.47
2025-02-21	LINCOLN AQUATICS	00571210	36149852	MURIATIC ACID	General Fund	566.68
2025-02-21	LINCOLN AQUATICS	00571210	36149852	PESTICIDE ASSESSMENT	General Fund	8.67
2025-02-21	LINCOLN AQUATICS	00571205	36149999	PESTICIDE ASSESSMENT	General Fund	11.98
2025-02-21	LINCOLN AQUATICS	00571183	36150001	MURIATIC ACID	General Fund	811.61
2025-02-21	LINCOLN AQUATICS	00571183	36150001	PESTICIDE ASSESSMENT	General Fund	12.64
2025-02-21	LINCOLN AQUATICS	00571183	36150001	FUEL SURCHARGE	General Fund	41.47
2025-02-21	LINCOLN AQUATICS	00571210	36149852	FUEL SURCHARGE	General Fund	41.47
2025-02-21	LINCOLN AQUATICS	00571185	36149907	MURIATIC ACID	General Fund	1,161.09
2025-02-21	LINCOLN AQUATICS	00571185	36149907	PESTICIDE ASSESSMENT	General Fund	17.70
				Total for Payment No.:		5,054.35

Payment No: 724969

Payment Date	Vendor Name	Voucher No.	Invoice No.	Description	Fund Code	Amount Paid
2025-02-21	Y&C AUTO BODY SHOP	00571339	2000	MISC - WO 156953, V3300	Vehicle Replacement Fund	16.37
2025-02-21	Y&C AUTO BODY SHOP	00571339	2000	PARTS - WO 156953, V3300	Vehicle Replacement Fund	3,097.73
2025-02-21	Y&C AUTO BODY SHOP	00571339	2000	LABOR - WO 156953, V3300	Vehicle Replacement Fund	1,350.00
2025-02-21	Y&C AUTO BODY SHOP	00571339	2000	SUPP - WO 156953, V3300	Vehicle Replacement Fund	580.55
				Total for Payment No.:		5,044.65

Payment No: 724828

Payment Date	Vendor Name	Voucher No.	Invoice No.	Description	Fund Code	Amount Paid
2025-02-14	PITNEY BOWES	00571608	8977FEB2025	POSTAGE CHARGES	General Fund	5,031.25
				Total for Payment No.:		5,031.25

Payment No: 032401

Payment Date	Vendor Name	Voucher No.	Invoice No.	Description	Fund Code	Amount Paid
2025-03-07	GRANITE CONSTRUCTION CO	00572234	2890575	MATERIALS - STREET	General Fund	2,574.69
2025-03-07	GRANITE CONSTRUCTION CO	00572234	2890575	ENVIRONMENTAL FEE	General Fund	32.74
2025-03-07	GRANITE CONSTRUCTION CO	00572237	2892293	ENVIRONMENTAL FEE	General Fund	16.37
2025-03-07	GRANITE CONSTRUCTION CO	00572235	2891396	MATERIALS - STREET	General Fund	831.90
2025-03-07	GRANITE CONSTRUCTION CO	00572235	2891396	ENVIRONMENTAL FEE	General Fund	16.37
2025-03-07	GRANITE CONSTRUCTION CO	00572237	2892293	MATERIALS - STREET	General Fund	1,537.59
				Total for Payment No.:		5,009.66

Payment No: 724990

Payment Date	Vendor Name	Voucher No.	Invoice No.	Description	Fund Code	Amount Paid
2025-02-28	HEALTHINVEST HRA	00571477	32307JAN2025	Admin Fee for Dec 2024	General Fund	2,500.00
2025-02-28	HEALTHINVEST HRA	00571742	32307FEB2025	Jan 2025 admin fee	General Fund	2,500.00

Payment Date	Vendor Name	Voucher No.	Invoice No.	Description	Fund Code	Amount Paid
				Total for Payment No.:		5,000.00

Payment No: 724994

Payment Date	Vendor Name	Voucher No.	Invoice No.	Description	Fund Code	Amount Paid
2025-02-28	360-720 CONSULTING	00571376	134	Leadership Engagement - March	Police Operating Grant Fund	5,000.00
				Total for Payment No.:		5,000.00

Payment No: 725096

Payment Date	Vendor Name	Voucher No.	Invoice No.	Description	Fund Code	Amount Paid
2025-03-07	PENINSULA CORRIDOR JOINT	00572093	3919FEB2025	CALTRAIN PCEP PROJ CLOSEOUT	General Fund	4,902.93
				Total for Payment No.:		4,902.93

Payment No: 032244

Payment Date	Vendor Name	Voucher No.	Invoice No.	Description	Fund Code	Amount Paid
2025-02-21	ADVANCED LIGHTING	00571827	0000046570	538-2222-80300-(P)6189 (T)	Public Buildings	1,564.86
2025-02-21	ADVANCED LIGHTING	00571827	0000046570	538-2222-80300-(P)6189	Public Buildings	3,293.72
				Total for Payment No.:		4,858.58

Payment No: 725046

Payment Date	Vendor Name	Voucher No.	Invoice No.	Description	Fund Code	Amount Paid
2025-02-28	KRISCH & COMPANY	00572329	55333	JAN ADVISORY SERVICES	Deposit Funds.	4,857.56
				Total for Payment No.:		4,857.56

Payment No: 032206

Payment Date	Vendor Name	Voucher No.	Invoice No.	Description	Fund Code	Amount Paid
2025-02-14	GRAINGER-SAN JOSE	00571585	9373954768	PAINT, GLOSS WHITE ENAMEL, 1GA	Water Utility	724.32
2025-02-14	GRAINGER-SAN JOSE	00571495	9373852251	EXAM GLOVES,XL, POWDERLESS, MI	Water Utility	1,023.60

Payment Date	Vendor Name	Voucher No.	Invoice No.	Description	Fund Code	Amount Paid
2025-02-14	GRAINGER-SAN JOSE	00571585	9373954768	BOOTS, PVC HIP LENGTH, STEEL T	Water Utility	730.14
2025-02-14	GRAINGER-SAN JOSE	00570754	9375405991	NITRILE BIB APRONS	General Fund	128.14
2025-02-14	GRAINGER-SAN JOSE	00570884	9371967812	SUPPLIES	General Fund	182.85
2025-02-14	GRAINGER-SAN JOSE	00570886	9368483385	SUPPLIES	General Fund	83.68
2025-02-14	GRAINGER-SAN JOSE	00570885	9368483377	SUPPLIES	General Fund	30.10
2025-02-14	GRAINGER-SAN JOSE	00570686	9380389255	PARTS - SHOP	Fleet Operation Fund	14.56
				Total for Payment No.:		2,917.39

Payment No: 032405

Payment Date	Vendor Name	Voucher No.	Invoice No.	Description	Fund Code	Amount Paid
2025-03-07	INGRAM LIBRARY SERVICES INC	00571902	86514604	1241/1233/1235/1236 AD BK	General Fund	654.22
2025-03-07	INGRAM LIBRARY SERVICES INC	00571902	86514604	1231/1233/1235/1236 JUV BK	General Fund	1,249.51
2025-03-07	INGRAM LIBRARY SERVICES INC	00571902	86514604	1232/1233/1235 YA BK	General Fund	202.20
2025-03-07	INGRAM LIBRARY SERVICES INC	00572268	86630365	1241/1235 AD BK	General Fund	231.56
2025-03-07	INGRAM LIBRARY SERVICES INC	00572268	86630365	1231/1233/1236 JUV BK	General Fund	2,325.40
2025-03-07	INGRAM LIBRARY SERVICES INC	00572268	86630365	1232/1235 YA BK	General Fund	124.46
				Total for Payment No.:		4,787.35

Payment No: 724808

Payment Date	Vendor Name	Voucher No.	Invoice No.	Description	Fund Code	Amount Paid
2025-02-14	HDL COREN & CONE	00571463	SIN047033	PROPERTY TAX AUDIT AND MANAGEM	General Fund	4,756.25
				Total for Payment No.:		4,756.25

Payment No: 725005

Payment Date	Vendor Name	Voucher No.	Invoice No.	Description	Fund Code	Amount Paid
2025-02-28	AZL TREE CARE LLC	00571610	41733FEB2025	BEE REMOVAL	General Fund	2,400.00
2025-02-28	AZL TREE CARE LLC	00571749	41733FEB2025A	BEE REMOVAL	General Fund	2,350.00

Payment Date	Vendor Name	Voucher No.	Invoice No.	Description	Fund Code	Amount Paid
				Total for Payment No.:		4,750.00

Payment No: 003739

Payment Date	Vendor Name	Voucher No.	Invoice No.	Description	Fund Code	Amount Paid
2025-03-07	STATE DISBURSEMENT UNIT	00572936	02/16/25-03/01/25	DD WAGE ATTACHMENTS B2505	Payroll Liability&ClearingAcct	4,672.67
				Total for Payment No.:		4,672.67

Payment No: 724947

Payment Date	Vendor Name	Voucher No.	Invoice No.	Description	Fund Code	Amount Paid
2025-02-21	SAN JOSE BMW	00571108	4407806	PARTS - V3540	Fleet Operation Fund	1,011.60
2025-02-21	SAN JOSE BMW	00571340	4408673	PARTS - STOCK	Fleet Operation Fund	933.57
2025-02-21	SAN JOSE BMW	00571424	4408866	PARTS - V3540	Fleet Operation Fund	1,773.98
2025-02-21	SAN JOSE BMW	00571425	4408802	PARTS- V3540	Fleet Operation Fund	90.98
2025-02-21	SAN JOSE BMW	00571109	4408527	PARTS - V3540	Fleet Operation Fund	624.08
				Total for Payment No.:		4,434.21

Payment No: 725071

Payment Date	Vendor Name	Voucher No.	Invoice No.	Description	Fund Code	Amount Paid
2025-02-28	STANFORD HOSPITAL AND CLINICS	00571727	10000767	MED DIRECTOR SERVICES - JAN	General Fund	2,208.00
2025-02-28	STANFORD HOSPITAL AND CLINICS	00571728	10000965	MED DIRECTOR SERVICES - FEB	General Fund	2,208.00
				Total for Payment No.:		4,416.00

Payment No: 724827

Payment Date	Vendor Name	Voucher No.	Invoice No.	Description	Fund Code	Amount Paid
2025-02-14	PESTMASTER SERVICES L.P.	00571520	461531	SCCC	Convention Cnt Maintenance Dis	184.62
2025-02-14	PESTMASTER SERVICES L.P.	00571520	461531	CEMETRY	Cemetery	61.54
2025-02-14	PESTMASTER SERVICES L.P.	00571520	461531	HISTORICAL HOUSES	Public Buildings	153.85

Payment Date	Vendor Name	Voucher No.	Invoice No.	Description	Fund Code	Amount Paid
2025-02-14	PESTMASTER SERVICES L.P.	00571520	461531	TRITON	Public Buildings	30.77
2025-02-14	PESTMASTER SERVICES L.P.	00571520	461531	HEART OF VALLEY	Public Buildings	61.54
2025-02-14	PESTMASTER SERVICES L.P.	00571520	461531	POLICE DEPT	General Fund	215.39
2025-02-14	PESTMASTER SERVICES L.P.	00571520	461531	FIRE	General Fund	1,107.72
2025-02-14	PESTMASTER SERVICES L.P.	00571520	461531	CITYWIDE PEST CONTROL SERVICES	General Fund	615.40
2025-02-14	PESTMASTER SERVICES L.P.	00571520	461531	BERRYESSA ADOBE	General Fund	30.77
2025-02-14	PESTMASTER SERVICES L.P.	00571520	461531	STREET	General Fund	61.54
2025-02-14	PESTMASTER SERVICES L.P.	00571520	461531	CENTRAL LIB	General Fund	184.62
2025-02-14	PESTMASTER SERVICES L.P.	00571520	461531	NORTHSIDE LIB	General Fund	123.08
2025-02-14	PESTMASTER SERVICES L.P.	00571520	461531	MISSION LIB	General Fund	61.54
2025-02-14	PESTMASTER SERVICES L.P.	00571520	461531	PARKS	General Fund	1,076.95
2025-02-14	PESTMASTER SERVICES L.P.	00571520	461531	PURCHASING WAREHOUSE	General Fund	61.54
2025-02-14	PESTMASTER SERVICES L.P.	00571520	461531	MORSE MANSION	General Government - Other	123.08
				Total for Payment No.:		4,153.95

Payment No: 725192

Payment Date	Vendor Name	Voucher No.	Invoice No.	Description	Fund Code	Amount Paid
2025-03-07	REED & GRAHAM INC	00572851	100688	COLD MIX & BASE ROCK	Water Utility	45.64
2025-03-07	REED & GRAHAM INC	00572848	099361	COLD MIX & BASE ROCK	Water Utility	22.88
2025-03-07	REED & GRAHAM INC	00572850	100809	COLD MIX & BASE ROCK	Water Utility	24.59
2025-03-07	REED & GRAHAM INC	00572852	100757	COLD MIX & BASE ROCK	Water Utility	45.02
2025-03-07	REED & GRAHAM INC	00572846	099156	COLD MIX & BASE ROCK	Water Utility	22.48
2025-03-07	REED & GRAHAM INC	00572847	092445	COLD MIX & BASE ROCK	Water Utility	695.57
2025-03-07	REED & GRAHAM INC	00572851	100688	COLD MIX & BASE ROCK	Water Utility Construction	114.12
2025-03-07	REED & GRAHAM INC	00572852	100757	COLD MIX & BASE ROCK	Water Utility Construction	112.53

Payment Date	Vendor Name	Voucher No.	Invoice No.	Description	Fund Code	Amount Paid
2025-03-07	REED & GRAHAM INC	00572850	100809	COLD MIX & BASE ROCK	Water Utility Construction	61.49
2025-03-07	REED & GRAHAM INC	00572847	092445	COLD MIX & BASE ROCK	Water Utility Construction	1,738.92
2025-03-07	REED & GRAHAM INC	00572848	099361	COLD MIX & BASE ROCK	Water Utility Construction	57.17
2025-03-07	REED & GRAHAM INC	00572846	099156	COLD MIX & BASE ROCK	Water Utility Construction	56.17
2025-03-07	REED & GRAHAM INC	00572846	099156	COLD MIX & BASE ROCK	Sewer Utility	5.62
2025-03-07	REED & GRAHAM INC	00572852	100757	COLD MIX & BASE ROCK	Sewer Utility	11.26
2025-03-07	REED & GRAHAM INC	00572847	092445	COLD MIX & BASE ROCK	Sewer Utility	173.90
2025-03-07	REED & GRAHAM INC	00572848	099361	COLD MIX & BASE ROCK	Sewer Utility	5.72
2025-03-07	REED & GRAHAM INC	00572850	100809	COLD MIX & BASE ROCK	Sewer Utility	6.14
2025-03-07	REED & GRAHAM INC	00572851	100688	COLD MIX & BASE ROCK	Sewer Utility	11.41
				Total for Payment No.:		3,210.63

Payment No: 725136

Payment Date	Vendor Name	Voucher No.	Invoice No.	Description	Fund Code	Amount Paid
2025-03-07	CLOUDBURST CONSULTING GROUP, INC.	00572549	INV-0000016657A	CLOUDBURST CONSULTING GROUP, I	City Affordable Housing	733.50
2025-03-07	CLOUDBURST CONSULTING GROUP, INC.	00571741	INV-0000016657B	IDIS TRAINING	City Affordable Housing	3,540.26
				Total for Payment No.:		4,273.76

Payment No: 032273

Payment Date	Vendor Name	Voucher No.	Invoice No.	Description	Fund Code	Amount Paid
2025-02-21	LINNEA SHEEHY	00571802	2078	CHANGE ORDER #5: ADDITIONAL FU	General Fund	4,261.65
				Total for Payment No.:		4,261.65

Payment No: 724927

Payment Date	Vendor Name	Voucher No.	Invoice No.	Description	Fund Code	Amount Paid
2025-02-21	KAREN MURPHY LANSING	00571389	32	CLIENT 18 SESSION #1-4	General Fund	4,250.00
				Total for Payment No.:		4,250.00

Payment No: 032190

Payment Date	Vendor Name	Voucher No.	Invoice No.	Description	Fund Code	Amount Paid
2025-02-14	CINTAS FIRE PROTECTION #F44	00571573	0F44838781	#3717: TRITON MUSEUM	Public Buildings	197.34
2025-02-14	CINTAS FIRE PROTECTION #F44	00571570	0F44836044	#36538 TASMAN GARAGE	General Fund	2,749.82
2025-02-14	CINTAS FIRE PROTECTION #F44	00571570	0F44836044	#36538 TASMAN GARAGE	General Fund	1,283.54
				Total for Payment No.:		4,230.70

Payment No: 032407

Payment Date	Vendor Name	Voucher No.	Invoice No.	Description	Fund Code	Amount Paid
2025-03-07	JOVENVILLE, LLC	00572624	25-7456	ANIMATED ILLUSTRATION	Deposit Funds.	750.00
2025-03-07	JOVENVILLE, LLC	00572625	25-7457	FLIGHT MAPS	Deposit Funds.	1,850.00
2025-03-07	JOVENVILLE, LLC	00572623	25-7455	LEVY NEWSLETTER TEMPLATE-JAN	Deposit Funds.	1,625.00
				Total for Payment No.:		4,225.00

Payment No: 032254

Payment Date	Vendor Name	Voucher No.	Invoice No.	Description	Fund Code	Amount Paid
2025-02-21	COAST COUNTIES TRUCK	00571063	0149538S	hazardous waste fee	Fleet Operation Fund	81.20
2025-02-21	COAST COUNTIES TRUCK	00571039	01239037P	PARTS - V3464	Fleet Operation Fund	1,690.48
2025-02-21	COAST COUNTIES TRUCK	00571039	01239037P	CORE CHARGES - V3464	Fleet Operation Fund	312.10
2025-02-21	COAST COUNTIES TRUCK	00571063	0149538S	LABOR - WO 154283, V3599	Fleet Operation Fund	1,249.25
2025-02-21	COAST COUNTIES TRUCK	00571063	0149538S	MISC - WO 154283, V3599 + FR	Fleet Operation Fund	313.47
2025-02-21	COAST COUNTIES TRUCK	00571403	01240065P	PARTS - V3182	Fleet Operation Fund	513.52
				Total for Payment No.:		4,160.02

Payment No: 032207

Payment Date	Vendor Name	Voucher No.	Invoice No.	Description	Fund Code	Amount Paid
2025-02-14	GRANITE CONSTRUCTION CO	00570745	2879932	Dump charge - Street	General Fund	500.00
2025-02-14	GRANITE CONSTRUCTION CO	00570745	2879932	SUPPLIES - STREET	General Fund	1,262.73
2025-02-14	GRANITE CONSTRUCTION CO	00570745	2879932	ENVIRONMENTAL FEE	General Fund	32.74
2025-02-14	GRANITE CONSTRUCTION CO	00570751	2879933	SUPPLIES - STREET	General Fund	1,695.61
2025-02-14	GRANITE CONSTRUCTION CO	00570751	2879933	ENVIRONMENTAL FEE	General Fund	49.11
2025-02-14	GRANITE CONSTRUCTION CO	00570756	2880626	SUPPLIES - STREET	General Fund	571.36
2025-02-14	GRANITE CONSTRUCTION CO	00570756	2880626	ENVIRONMENTAL FEE	General Fund	16.37
				Total for Payment No.:		4,127.92

Payment No: 032201

Payment Date	Vendor Name	Voucher No.	Invoice No.	Description	Fund Code	Amount Paid
2025-02-14	GATES & ASSOC	00571611	58628	WESTWOOD OAKS PLAYGROUND REHAB	Parks And Recreation	4,115.00
				Total for Payment No.:		4,115.00

Payment No: 032330

Payment Date	Vendor Name	Voucher No.	Invoice No.	Description	Fund Code	Amount Paid
2025-02-28	KIMLEY-HORN AND ASSOC INC	00572315	30030888	INTELLIGENT TRANSPORTATION SYS	Streets and Highways Capital F	4,075.00
				Total for Payment No.:		4,075.00

Payment No: 032326

Payment Date	Vendor Name	Voucher No.	Invoice No.	Description	Fund Code	Amount Paid
2025-02-28	INGRAM LIBRARY SERVICES INC	00571473	86394631	1241/1233/1235/1236 AD BK	General Fund	960.52
2025-02-28	INGRAM LIBRARY SERVICES INC	00571473	86394631	1231/1233/1235/1236 JUV BK	General Fund	2,653.27
2025-02-28	INGRAM LIBRARY SERVICES INC	00571473	86394631	1232/1233/1235 YA BK	General Fund	402.63
2025-02-28	INGRAM LIBRARY SERVICES INC	00571474	86394650	1235 AD/JUV BK	General Fund	27.75
				Total for Payment No.:		4,044.17

Payment No: 032444

Payment Date	Vendor Name	Voucher No.	Invoice No.	Description	Fund Code	Amount Paid
2025-03-07	STEPHEN CIARI PUMBING AND	00572546	27386	PARKS: 001-1133-87600-(I)0759	General Fund	2,410.00
2025-03-07	STEPHEN CIARI PUMBING AND	00572547	27278	PARKS: 001-1133-87600-(I)0759	General Fund	1,568.40
				Total for Payment No.:		3,978.40

Payment No: 032421

Payment Date	Vendor Name	Voucher No.	Invoice No.	Description	Fund Code	Amount Paid
2025-03-07	MOTT MACDONALD GROUP, INC	00572540	504403863	STORM DRAIN SLIDE GATE REHABIL	Storm Drain	3,931.50
				Total for Payment No.:		3,931.50

Payment No: 032220

Payment Date	Vendor Name	Voucher No.	Invoice No.	Description	Fund Code	Amount Paid
2025-02-14	MT TIRE SERVICE, LLC	00571697	33591	TIRES	Fleet Operation Fund	2,749.95
2025-02-14	MT TIRE SERVICE, LLC	00571698	33887	TIRE MAINTENANCE AND REPAIR SE	Fleet Operation Fund	90.00
2025-02-14	MT TIRE SERVICE, LLC	00571699	33919	TIRE MAINTENANCE AND REPAIR SE	Fleet Operation Fund	120.00
2025-02-14	MT TIRE SERVICE, LLC	00571700	33920	TIRE MAINTENANCE AND REPAIR SE	Fleet Operation Fund	120.00
2025-02-14	MT TIRE SERVICE, LLC	00571701	33921	TIRE MAINTENANCE AND REPAIR SE	Fleet Operation Fund	45.00
2025-02-14	MT TIRE SERVICE, LLC	00571709	33967	TIRE MAINTENANCE AND REPAIR SE	Fleet Operation Fund	60.00
2025-02-14	MT TIRE SERVICE, LLC	00571711	33968	TIRES	Fleet Operation Fund	368.84
2025-02-14	MT TIRE SERVICE, LLC	00571711	33968	CA TIRE TAX	Fleet Operation Fund	3.50
2025-02-14	MT TIRE SERVICE, LLC	00571707	33924	TIRE MAINTENANCE AND REPAIR SE	Fleet Operation Fund	50.00
2025-02-14	MT TIRE SERVICE, LLC	00571704	33922	TIRE MAINTENANCE AND REPAIR SE	Fleet Operation Fund	45.00
2025-02-14	MT TIRE SERVICE, LLC	00571705	33923	TIRE MAINTENANCE AND REPAIR SE	Fleet Operation Fund	60.00

Payment Date	Vendor Name	Voucher No.	Invoice No.	Description	Fund Code	Amount Paid
				Total for Payment No.:		3,712.29

Payment No: 032260

Payment Date	Vendor Name	Voucher No.	Invoice No.	Description	Fund Code	Amount Paid
2025-02-21	GRAINGER-SAN JOSE	00571258	9393070256	SUPPLIES - TRAFFIC	General Fund	395.73
2025-02-21	GRAINGER-SAN JOSE	00571255	9348043325	SUPPLIES - STORM	General Fund	356.90
2025-02-21	GRAINGER-SAN JOSE	00571256	9349075318	SUPPLIES - STORM	General Fund	189.94
2025-02-21	GRAINGER-SAN JOSE	00571395	9396796345	SUPPLIES	General Fund	45.23
2025-02-21	GRAINGER-SAN JOSE	00571396	9396796352	SUPPLIES	General Fund	165.00
2025-02-21	GRAINGER-SAN JOSE	00571397	9348900300	SUPPLIES	General Fund	58.71
2025-02-21	GRAINGER-SAN JOSE	00571179	9383273498	METAL HANDLE	General Fund	788.58
2025-02-21	GRAINGER-SAN JOSE	00571066	9391520302	PARTS - SHOP	Fleet Operation Fund	58.82
2025-02-21	GRAINGER-SAN JOSE	00571064	9389251720	PARTS - SHOP	Fleet Operation Fund	40.70
2025-02-21	GRAINGER-SAN JOSE	00571065	9391520294	PARTS - SHOP	Fleet Operation Fund	396.07
2025-02-21	GRAINGER-SAN JOSE	00571068	9386730940	PARTS - V2996	Fleet Operation Fund	117.52
2025-02-21	GRAINGER-SAN JOSE	00571069	9386730932	PARTS - V3319	Fleet Operation Fund	482.16
2025-02-21	GRAINGER-SAN JOSE	00571410	9393948402	PARTS - SHOP	Fleet Operation Fund	123.23
2025-02-21	GRAINGER-SAN JOSE	00571411	9394375829	PARTS - V3016	Fleet Operation Fund	19.25
2025-02-21	GRAINGER-SAN JOSE	00571412	9388196850	PARTS - V3784	Vehicle Replacement Fund	469.86
				Total for Payment No.:		3,707.70

Payment No: 725189

Payment Date	Vendor Name	Voucher No.	Invoice No.	Description	Fund Code	Amount Paid
2025-03-07	PRINCIPAL CUSTODY SOLUTIONS	00572608	13757783	CUSTODY SERVICES AND SAFEKEEPI	General Fund	3,677.50
				Total for Payment No.:		3,677.50

Payment No: 724790

Payment Date	Vendor Name	Voucher No.	Invoice No.	Description	Fund Code	Amount Paid
2025-02-14	COGENT COMMUNICATIONS	00571442	REFUND AR ITEM - 94588RF	AR CREDIT BALANCE REFUND	General Fund	3,671.33
				Total for Payment No.:		3,671.33

Payment No: 724989

Payment Date	Vendor Name	Voucher No.	Invoice No.	Description	Fund Code	Amount Paid
2025-02-28	GOODWIN CONSULTING GROUP INC	00572141	13830	Tasman CFD Form tax consulting	Expendable Trust Funds	3,645.00
				Total for Payment No.:		3,645.00

Payment No: 725137

Payment Date	Vendor Name	Voucher No.	Invoice No.	Description	Fund Code	Amount Paid
2025-03-07	CONSOLIDATED ENGINEERING	00572826	227954	MATERIALS TESTING AND SPECIAL	PW Capital Proj ManagementFund	3,620.61
				Total for Payment No.:		3,620.61

Payment No: 724967

Payment Date	Vendor Name	Voucher No.	Invoice No.	Description	Fund Code	Amount Paid
2025-02-21	WEST COAST ARBORISTS INC	00571277	1-10834	WCA FEE	General Fund	328.84
2025-02-21	WEST COAST ARBORISTS INC	00571277	1-10834	SUPPLIES - TREES	General Fund	3,288.38
				Total for Payment No.:		3,617.22

Payment No: 724938

Payment Date	Vendor Name	Voucher No.	Invoice No.	Description	Fund Code	Amount Paid
2025-02-21	PETERSON CAT	00571101	SW000489449	SUPPLIES - WO 157002, V3293	Fleet Operation Fund	91.09
2025-02-21	PETERSON CAT	00571423	PC001885663	PARTS - V2832	Fleet Operation Fund	503.64
2025-02-21	PETERSON CAT	00571101	SW000489449	PARTS - WO 157002, V3293	Fleet Operation Fund	1,213.92
2025-02-21	PETERSON CAT	00571101	SW000489449	LABOR - WO 157002, V3293	Fleet Operation Fund	1,570.00
2025-02-21	PETERSON CAT	00571101	SW000489449	LABOR SURCHARGE - WO 157002	Fleet Operation Fund	109.13

Payment Date	Vendor Name	Voucher No.	Invoice No.	Description	Fund Code	Amount Paid
2025-02-21	PETERSON CAT	00571101	SW000489449	ENVIRONMENTAL FEE - WO 157002	Fleet Operation Fund	51.40
				Total for Payment No.:		3,539.18

Payment No: 032442

Payment Date	Vendor Name	Voucher No.	Invoice No.	Description	Fund Code	Amount Paid
2025-03-07	STAPLES ADVANTAGE	00572905	7004149495-BLDGINSP	OFFICE SUPPLIES	Building New Dvlpmnt Srvc Fee	179.99
2025-03-07	STAPLES ADVANTAGE	00572910	7004149495-FIRE	OFFICE SUPPLIES	General Fund	99.24
2025-03-07	STAPLES ADVANTAGE	00572910	7004149495-FIRE	OFFICE SUPPLIES	General Fund	27.69
2025-03-07	STAPLES ADVANTAGE	00572910	7004149495-FIRE	OFFICE SUPPLIES	General Fund	40.42
2025-03-07	STAPLES ADVANTAGE	00572913	7004149495-MUNISVC	OFFICE SUPPLIES	General Fund	66.01
2025-03-07	STAPLES ADVANTAGE	00572913	7004149495-MUNISVC	OFFICE SUPPLIES	General Fund	145.71
2025-03-07	STAPLES ADVANTAGE	00572914	7004149495-PARKCH	OFFICE SUPPLIES	General Fund	98.08
2025-03-07	STAPLES ADVANTAGE	00572915	7004149495-PARK CRC	OFFICE SUPPLIES	General Fund	198.13
2025-03-07	STAPLES ADVANTAGE	00572910	7004149495-FIRE	OFFICE SUPPLIES	General Fund	168.45
2025-03-07	STAPLES ADVANTAGE	00572910	7004149495-FIRE	OFFICE SUPPLIES	General Fund	27.67
2025-03-07	STAPLES ADVANTAGE	00572910	7004149495-FIRE	OFFICE SUPPLIES	General Fund	168.46
2025-03-07	STAPLES ADVANTAGE	00572911	7004149495-HCS	OFFICE SUPPLIES	General Fund	49.42
2025-03-07	STAPLES ADVANTAGE	00572912	7004149495-HR	OFFICE SUPPLIES	General Fund	200.06
2025-03-07	STAPLES ADVANTAGE	00572916	7004149495-PARK YAC	OFFICE SUPPLIES	General Fund	80.51
2025-03-07	STAPLES ADVANTAGE	00572917	7004149495-PLANNING	OFFICE SUPPLIES	General Fund	40.73
2025-03-07	STAPLES ADVANTAGE	00572917	7004149495-PLANNING	OFFICE SUPPLIES	General Fund	21.54
2025-03-07	STAPLES ADVANTAGE	00572918	7004149495-POLICEDET	OFFICE SUPPLIES	General Fund	204.05
2025-03-07	STAPLES ADVANTAGE	00572918	7004149495-POLICEDET	OFFICE SUPPLIES	General Fund	49.10
2025-03-07	STAPLES ADVANTAGE	00572919	7004149495-SRCTR	OFFICE SUPPLIES	General Fund	292.16
2025-03-07	STAPLES ADVANTAGE	00572906	7004149495-BLDGMTCE	OFFICE SUPPLIES	General Fund	69.99
2025-03-07	STAPLES ADVANTAGE	00572907	7004149495-CITYCLERK	OFFICE SUPPLIES	General Fund	286.78

Payment Date	Vendor Name	Voucher No.	Invoice No.	Description	Fund Code	Amount Paid
2025-03-07	STAPLES ADVANTAGE	00572906	7004149495-BLDGMTCE	OFFICE SUPPLIES	General Fund	148.76
2025-03-07	STAPLES ADVANTAGE	00572904	7004149495-AUTO	OFFICE SUPPLIES	Fleet Operation Fund	109.40
				Total for Payment No.:		2,772.35

Payment No: 725168

Payment Date	Vendor Name	Voucher No.	Invoice No.	Description	Fund Code	Amount Paid
2025-03-07	[redacted]	00572677	286707	LEGAL SERVICES ? CHANGE ORDER	[redacted]	802.50
2025-03-07	[redacted]	00572678	286915	LEGAL SERVICES - CHANGE ORDER	[redacted]	2,666.00
				Total for Payment No.:		3,468.50

Payment No: 032210

Payment Date	Vendor Name	Voucher No.	Invoice No.	Description	Fund Code	Amount Paid
2025-02-14	INGRAM LIBRARY SERVICES INC	00570967	86254382	1241 AD BK	General Fund	168.24
2025-02-14	INGRAM LIBRARY SERVICES INC	00570966	86254380	1232/1233/1235 YA BK	General Fund	163.66
2025-02-14	INGRAM LIBRARY SERVICES INC	00570966	86254380	1241/1235 AD BK	General Fund	561.32
2025-02-14	INGRAM LIBRARY SERVICES INC	00570966	86254380	1231/1233/1235/1236 JUV BK	General Fund	1,324.13
2025-02-14	INGRAM LIBRARY SERVICES INC	00570964	86218160	STATE PRESCHOOL BKS 2025	Library Operating Grant Fund	1,099.66
2025-02-14	INGRAM LIBRARY SERVICES INC	00570965	86241672	STATE PRESCHOOL BKS 2025	Library Operating Grant Fund	128.83
				Total for Payment No.:		3,445.84

Payment No: 725213

Payment Date	Vendor Name	Voucher No.	Invoice No.	Description	Fund Code	Amount Paid
2025-03-07	[redacted]	00572690	260264	[redacted] LEGAL	[redacted]	3,360.00
				Total for Payment No.:		3,360.00

Payment No: 724883

Payment Date	Vendor Name	Voucher No.	Invoice No.	Description	Fund Code	Amount Paid
2025-02-21	ENGINEERS -CITY OF SANTA CLARA	00572027	01/19/25-02/15/25	UNION DUES B2503 & B2504	Payroll Liability&ClearingAcct	3,351.30
				Total for Payment No.:		3,351.30

Payment No: 725148

Payment Date	Vendor Name	Voucher No.	Invoice No.	Description	Fund Code	Amount Paid
2025-03-07	FAST UNDERCAR SANTA CLARA	00572188	887140	PARTS - V2845	Fleet Operation Fund	78.13
2025-03-07	FAST UNDERCAR SANTA CLARA	00572189	887135	PARTS - V2845	Fleet Operation Fund	516.70
2025-03-07	FAST UNDERCAR SANTA CLARA	00572184	887701	PARTS - V3576	Fleet Operation Fund	629.09
2025-03-07	FAST UNDERCAR SANTA CLARA	00572185	887527	PARTS - STOCK	Fleet Operation Fund	514.55
2025-03-07	FAST UNDERCAR SANTA CLARA	00572185	887527	BATTERY FEE	Fleet Operation Fund	6.00
2025-03-07	FAST UNDERCAR SANTA CLARA	00572186	887474	PARTS - V3373	Fleet Operation Fund	122.37
2025-03-07	FAST UNDERCAR SANTA CLARA	00572187	887142	PARTS - V3326	Fleet Operation Fund	356.36
2025-03-07	FAST UNDERCAR SANTA CLARA	00571784	884774	PARTS - V3550	Fleet Operation Fund	149.29
2025-03-07	FAST UNDERCAR SANTA CLARA	00571784	884774	CA BATTERY FEE	Fleet Operation Fund	2.00
2025-03-07	FAST UNDERCAR SANTA CLARA	00571782	884392	PARTS - V3512	Fleet Operation Fund	91.88
2025-03-07	FAST UNDERCAR SANTA CLARA	00571783	884364	PARTS - V3512	Fleet Operation Fund	197.77
2025-03-07	FAST UNDERCAR SANTA CLARA	00571878	884713	PARTS - STOCK	Fleet Operation Fund	630.82
2025-03-07	FAST UNDERCAR SANTA CLARA	00571878	884713	CA BATTERY FEE	Fleet Operation Fund	6.00
				Total for Payment No.:		3,300.96

Payment No: 725209

Payment Date	Vendor Name	Voucher No.	Invoice No.	Description	Fund Code	Amount Paid
2025-03-07	SUPERCO SPECIALTY PRODUCTS	00572046	PSI600012	CLEANING PRODUCTS	General Fund	3,219.92
				Total for Payment No.:		3,219.92

Payment No: 725066

Payment Date	Vendor Name	Voucher No.	Invoice No.	Description	Fund Code	Amount Paid
2025-02-28	SHERIFF'S OFFICE	00572302	2816COR	EOD dep NFL 11172024	General Fund	1,602.00
2025-02-28	SHERIFF'S OFFICE	00572305	2815COR	EOD dep 10062024 NFL	General Fund	1,602.00
				Total for Payment No.:		3,204.00

Payment No: 724956

Payment Date	Vendor Name	Voucher No.	Invoice No.	Description	Fund Code	Amount Paid
2025-02-21	TJKM TRANSPORTATION CONSULTNTS	00571998	0056016	TRANSPORTATION MODELING UPDATE	Streets and Highways Capital F	3,200.00
				Total for Payment No.:		3,200.00

Payment No: 725007

Payment Date	Vendor Name	Voucher No.	Invoice No.	Description	Fund Code	Amount Paid
2025-02-28	BANK UP CORP	00571675	6555	OUTSOURCE CASH RECEIPTS	General Fund	3,135.94
				Total for Payment No.:		3,135.94

Payment No: 725167

Payment Date	Vendor Name	Voucher No.	Invoice No.	Description	Fund Code	Amount Paid
2025-03-07	KONE INC	00571764	871593858	SCCC	Convention Cnt Maintenance Dis	156.40
2025-03-07	KONE INC	00571764	871593858	CITY HALL	General Fund	78.20
2025-03-07	KONE INC	00571764	871593858	CENTRAL LIB	General Fund	478.02
2025-03-07	KONE INC	00571764	871593858	PD	General Fund	448.68
2025-03-07	KONE INC	00571764	871593858	BERMAN	General Fund	78.20
2025-03-07	KONE INC	00571764	871593858	SENIOR CENTER	General Fund	308.79
2025-03-07	KONE INC	00571764	871593858	FS 2	General Fund	130.79
2025-03-07	KONE INC	00571764	871593858	TASMAN	General Fund	1,252.90
2025-03-07	KONE INC	00571764	871593858	GUN RANGE	General Fund	34.80
2025-03-07	KONE INC	00571764	871593858	CRC	General Fund	34.80
				Total for Payment No.:		3,001.58

Payment No: 032261

Payment Date	Vendor Name	Voucher No.	Invoice No.	Description	Fund Code	Amount Paid
2025-02-21	GRANITE CONSTRUCTION CO	00571288	2884040	SUPPLIES - STREET	General Fund	2,137.72
2025-02-21	GRANITE CONSTRUCTION CO	00571288	2884040	ENVIRONMENTAL FEE	General Fund	49.11
2025-02-21	GRANITE CONSTRUCTION CO	00571261	2882391	ENVIRONMENTAL FEE	General Fund	32.74
2025-02-21	GRANITE CONSTRUCTION CO	00571261	2882391	SUPPLIES - STREET	General Fund	885.24
				Total for Payment No.:		3,104.81

Payment No: 725182

Payment Date	Vendor Name	Voucher No.	Invoice No.	Description	Fund Code	Amount Paid
2025-03-07	PACE SUPPLY CORP	00571869	169655140	REPAIR CLAMP	General Fund	306.83
2025-03-07	PACE SUPPLY CORP	00571868	1210010256-1	2DW DISCHARGE HOSE	General Fund	232.82
2025-03-07	PACE SUPPLY CORP	00571870	1210010256	2DW DISCHARGE HOSE	General Fund	871.91
2025-03-07	PACE SUPPLY CORP	00571871	169941654	PIPE CUTTER	General Fund	1,677.88
				Total for Payment No.:		3,089.44

Payment No: 724996

Payment Date	Vendor Name	Voucher No.	Invoice No.	Description	Fund Code	Amount Paid
2025-02-28	AARC CONSULTANTS, LLC	00572101	2025-5959	RISK & RESILIANCE ACCESS / ERP	Water Utility	3,038.38
				Total for Payment No.:		3,038.38

Payment No: 725117

Payment Date	Vendor Name	Voucher No.	Invoice No.	Description	Fund Code	Amount Paid
2025-03-07	ALTEC INDUSTRIES INC	00571781	12840064	PARTS - V3357	Fleet Operation Fund	873.20
				Total for Payment No.:		873.20

Payment No: 724886

Payment Date	Vendor Name	Voucher No.	Invoice No.	Description	Fund Code	Amount Paid
2025-02-21	CALIF BUILDING OFFICIALS	00571297	18369	CALBO ABM 2025 Registration	Building New Dvlpmnt Srvc Fee	2,955.00
				Total for Payment No.:		2,955.00

Payment No: 725044

Payment Date	Vendor Name	Voucher No.	Invoice No.	Description	Fund Code	Amount Paid
2025-02-28	KELLY SPICERS STORES	00571661	11847571	fuel surcharge	General Fund	8.18
2025-02-28	KELLY SPICERS STORES	00571661	11847571	PAPER	General Fund	2,946.38
				Total for Payment No.:		2,954.56

Payment No: 032418

Payment Date	Vendor Name	Voucher No.	Invoice No.	Description	Fund Code	Amount Paid
2025-03-07	MIDWEST TAPE LLC	00571628	506648792	1241 AD DVD	General Fund	434.28
2025-03-07	MIDWEST TAPE LLC	00571627	506640276	1241 AD ABK	General Fund	107.98
2025-03-07	MIDWEST TAPE LLC	00571627	506640276	1233 AD DVD	General Fund	32.72
2025-03-07	MIDWEST TAPE LLC	00571628	506648792	1235 JUV DVD	General Fund	43.87
2025-03-07	MIDWEST TAPE LLC	00571628	506648792	1241 AD CD	General Fund	64.23
2025-03-07	MIDWEST TAPE LLC	00571628	506648792	1241 AD ABK	General Fund	46.90
2025-03-07	MIDWEST TAPE LLC	00571628	506648792	1235 AD DVD	General Fund	54.79
2025-03-07	MIDWEST TAPE LLC	00571627	506640276	1235 JUV DVD	General Fund	65.43
2025-03-07	MIDWEST TAPE LLC	00571627	506640276	1235 AD DVD	General Fund	96.51
2025-03-07	MIDWEST TAPE LLC	00572161	506731492	1241 AD CD	General Fund	91.94
2025-03-07	MIDWEST TAPE LLC	00572161	506731492	1241 AD DVD	General Fund	1,123.64
2025-03-07	MIDWEST TAPE LLC	00572161	506731492	1235 AD DVD	General Fund	25.35
2025-03-07	MIDWEST TAPE LLC	00572163	506746810	1241 AD ABK	General Fund	10.90
2025-03-07	MIDWEST TAPE LLC	00572165	506755833	1241 AD DVD	General Fund	738.49
				Total for Payment No.:		2,937.03

Payment No: 725118

Payment Date	Vendor Name	Voucher No.	Invoice No.	Description	Fund Code	Amount Paid
2025-03-07	AMERICAN CITY BUSINESS	00572855	10517319	SAN JOSE FOCUS SECTION	Deposit Funds.	2,900.00
				Total for Payment No.:		2,900.00

Payment No: 725083

Payment Date	Vendor Name	Voucher No.	Invoice No.	Description	Fund Code	Amount Paid
2025-02-28	WEHOPE	00572136	CSCBE 122024	DIGNITY ON WHEELS	Housing Authority	2,895.00
				Total for Payment No.:		2,895.00

Payment No: 724949

Payment Date	Vendor Name	Voucher No.	Invoice No.	Description	Fund Code	Amount Paid
2025-02-21	SESAC LLC	00570807	10790860	CRC Music License	General Fund	1,933.62
2025-02-21	SESAC LLC	00570807	10790860	Library Music License	General Fund	476.19
2025-02-21	SESAC LLC	00570807	10790860	Cultural Comm. Music License	General Fund	476.19
				Total for Payment No.:		2,886.00

Payment No: 724953

Payment Date	Vendor Name	Voucher No.	Invoice No.	Description	Fund Code	Amount Paid
2025-02-21	SUNNYVALE FORD	00571110	251650	PARTS - V3595	Fleet Operation Fund	58.86
2025-02-21	SUNNYVALE FORD	00571111	251415	PARTS - V3300	Fleet Operation Fund	60.43
2025-02-21	SUNNYVALE FORD	00571112	251568	PARTS - V3756	Vehicle Replacement Fund	489.42
2025-02-21	SUNNYVALE FORD	00571112	251568	PARTS - V3755	Vehicle Replacement Fund	489.43
2025-02-21	SUNNYVALE FORD	00571113	251819	PARTS - V3751	Fleet Operation Fund	1,569.00
2025-02-21	SUNNYVALE FORD	00571114	251822	PARTS - V3762	Fleet Operation Fund	36.64
2025-02-21	SUNNYVALE FORD	00571115	251753	PARTS - SVAC8	Fleet Operation Fund	148.21
				Total for Payment No.:		2,851.99

Payment No: 724925

Payment Date	Vendor Name	Voucher No.	Invoice No.	Description	Fund Code	Amount Paid
2025-02-21	IMPERIAL SPRINKLER SUPPLY	00571294	0019074957-001	SUPPLIES - P&B	General Fund	2,822.89
2025-02-21	IMPERIAL SPRINKLER SUPPLY	00571197	0019157672-001	ELECTRICAL TAPE	General Fund	26.95
				Total for Payment No.:		2,849.84

Payment No: 725075

Payment Date	Vendor Name	Voucher No.	Invoice No.	Description	Fund Code	Amount Paid
2025-02-28	TMC SHOOTING RANGE SPECIALISTS	00571516	2505	Shooting Range Cleaning	General Fund	2,810.00
				Total for Payment No.:		2,810.00

Payment No: 032291

Payment Date	Vendor Name	Voucher No.	Invoice No.	Description	Fund Code	Amount Paid
2025-02-28	AIRGAS USA, LLC	00571726	9158112447	TRAINING EQUIP - WELDER	General Fund	2,727.03
2025-02-28	AIRGAS USA, LLC	00571726	9158112447	HAZMAT CHARGE	General Fund	69.84
				Total for Payment No.:		2,796.87

Payment No: 032266

Payment Date	Vendor Name	Voucher No.	Invoice No.	Description	Fund Code	Amount Paid
2025-02-21	JOSH R. RUBIETTA	00571964	WI25-1	CHANGE ORDER #6: ADDITIONAL FU	General Fund	2,793.00
				Total for Payment No.:		2,793.00

Payment No: 725078

Payment Date	Vendor Name	Voucher No.	Invoice No.	Description	Fund Code	Amount Paid
2025-02-28	UNIQUE TOWING	00571535	T263103	tow boat	General Fund	1,500.00
2025-02-28	UNIQUE TOWING	00571534	T264277	tow fees	General Fund	802.71
2025-02-28	UNIQUE TOWING	00571533	T263931	towing to evid yard	General Fund	442.50
				Total for Payment No.:		2,745.21

Payment No: 724842

Payment Date	Vendor Name	Voucher No.	Invoice No.	Description	Fund Code	Amount Paid
2025-02-14	SHAW HR CONSULTING INC	00571589	012392	Interactive Process and Relate	General Fund	2,602.50
2025-02-14	SHAW HR CONSULTING INC	00571590	012194	Interactive Process and Relate	General Fund	130.00
				Total for Payment No.:		2,732.50

Payment No: 725214

Payment Date	Vendor Name	Voucher No.	Invoice No.	Description	Fund Code	Amount Paid
2025-03-07	TRIO COMMUNITY MEALS, LLC	00571769	INV2230059891	SRNUT FEBRUARY 3 WEEK	Park and Rec Opr GrantTst Fund	2,702.30
				Total for Payment No.:		2,702.30

Payment No: 725095

Payment Date	Vendor Name	Voucher No.	Invoice No.	Description	Fund Code	Amount Paid
2025-03-07	NATHAN FORD	00572841	32322FEB2025	ROPE RESCUE AWARENESS TRAINING	General Fund	1,600.00
2025-03-07	NATHAN FORD	00572845	32322FEB2025A	SCS1 IN-SERVICE TRAINING	General Fund	1,100.00
				Total for Payment No.:		2,700.00

Payment No: 724950

Payment Date	Vendor Name	Voucher No.	Invoice No.	Description	Fund Code	Amount Paid
2025-02-21	STEVEN DOLEZAL	00571259	01-25	Psych Services	General Fund	2,660.00
				Total for Payment No.:		2,660.00

Payment No: 725139

Payment Date	Vendor Name	Voucher No.	Invoice No.	Description	Fund Code	Amount Paid
2025-03-07	DANA L INGERSOLL	00571778	241-2	CY2024 CLIENT 241 SESSION 6-11	General Fund	1,140.00
2025-03-07	DANA L INGERSOLL	00571786	242-2	CY2025 CLIENT 242 SESSIONS 1-2	General Fund	380.00
2025-03-07	DANA L INGERSOLL	00571778	241-2	CY2025 CLIENT 241 SESSIONS 1-2	General Fund	380.00
2025-03-07	DANA L INGERSOLL	00571786	242-2	CY2024 CLIENT 242 SESSIONS 5-8	General Fund	760.00

Payment Date	Vendor Name	Voucher No.	Invoice No.	Description	Fund Code	Amount Paid
				Total for Payment No.:		2,660.00

Payment No: 725160

Payment Date	Vendor Name	Voucher No.	Invoice No.	Description	Fund Code	Amount Paid
2025-03-07	INDUSTRIAL PLUMBING SUPPLY	00571885	120793	PLUMBING FIXTURES	General Fund	1,126.39
2025-03-07	INDUSTRIAL PLUMBING SUPPLY	00571884	120721	REGAL PERFORMANCE KIT	General Fund	684.21
2025-03-07	INDUSTRIAL PLUMBING SUPPLY	00572043	120851	URINAL SCREEN & HARDWARE	General Fund	841.65
				Total for Payment No.:		2,652.25

Payment No: 725159

Payment Date	Vendor Name	Voucher No.	Invoice No.	Description	Fund Code	Amount Paid
2025-03-07	IMPERIAL SPRINKLER SUPPLY	00572241	0018994683-001	SUPPLIES - P&B	General Fund	685.82
2025-03-07	IMPERIAL SPRINKLER SUPPLY	00572242	0019361811-001	SUPPLIES - P&B	General Fund	34.90
2025-03-07	IMPERIAL SPRINKLER SUPPLY	00571890	0019313608-001	PLUMBING FIXTURES	General Fund	1,242.11
2025-03-07	IMPERIAL SPRINKLER SUPPLY	00571893	0019267699-001	PLUMBING FITTINGS	General Fund	433.99
2025-03-07	IMPERIAL SPRINKLER SUPPLY	00571959	0019334341-001	Milwakee Hackzall	General Fund	184.42
				Total for Payment No.:		2,581.24

Payment No: 032242

Payment Date	Vendor Name	Voucher No.	Invoice No.	Description	Fund Code	Amount Paid
2025-02-21	PUBLIC SAFETY NON-SWORN	00572033	01/19/25-02/15/25	UNION DUES B2503 & B2504	Payroll Liability&ClearingAcct	2,550.00
				Total for Payment No.:		2,550.00

Payment No: 724918

Payment Date	Vendor Name	Voucher No.	Invoice No.	Description	Fund Code	Amount Paid
2025-02-21	FLOWER GIRL DRESS COMPANY	00571839	41738FEB2025	Nutcracker Mother Ginger Costu	General Fund	2,550.00
				Total for Payment No.:		2,550.00

Payment No: 032238

Payment Date	Vendor Name	Voucher No.	Invoice No.	Description	Fund Code	Amount Paid
2025-02-21	CITY OF SANTA CLARA EMPLOYEES	00572034	01/19/25-02/15/25	UNION DUES B2503 & B2504	Payroll Liability&ClearingAcct	2,535.00
				Total for Payment No.:		2,535.00

Payment No: 724807

Payment Date	Vendor Name	Voucher No.	Invoice No.	Description	Fund Code	Amount Paid
2025-02-14	HD SUPPLY	00570906	846820256	JANITORIAL SUPPLIES	Water Utility	237.33
2025-02-14	HD SUPPLY	00570897	846820223	JANITORIAL SUPPLIES	General Fund	901.71
2025-02-14	HD SUPPLY	00570902	846820231	JANITORIAL SUPPLIES	General Fund	809.70
2025-02-14	HD SUPPLY	00570888	846756849	JANITORIAL SUPPLY	General Fund	-136.25
2025-02-14	HD SUPPLY	00570893	846578227	JANITORIAL SUPPLIES	General Fund	420.55
				Total for Payment No.:		2,233.04

Payment No: 725190

Payment Date	Vendor Name	Voucher No.	Invoice No.	Description	Fund Code	Amount Paid
2025-03-07	QMS SCANPRO	00572655	1315	MICROFILM MACHINE MAINTENANCE	General Fund	2,475.00
				Total for Payment No.:		2,475.00

Payment No: 032392

Payment Date	Vendor Name	Voucher No.	Invoice No.	Description	Fund Code	Amount Paid
2025-03-07	COUNTY OF SANTA CLARA	00571799	1800092967	EOD deputy NFL 12082025	General Fund	2,457.00
				Total for Payment No.:		2,457.00

Payment No: 725122

Payment Date	Vendor Name	Voucher No.	Invoice No.	Description	Fund Code	Amount Paid
2025-03-07	AT&T CALNET	00572015	000023049207	STREET DEPT FLARE REPLACEMENT	Solid Waste Utility-Constructi	23.44
2025-03-07	AT&T CALNET	00572015	000023049207	LIBRARY BOOKMOBILE MODEMS	General Fund	98.24

Payment Date	Vendor Name	Voucher No.	Invoice No.	Description	Fund Code	Amount Paid
2025-03-07	AT&T CALNET	00572014	000023049206	PD MDC BACK UP WIRELESS	General Fund	2,087.68
2025-03-07	AT&T CALNET	00572015	000023049207	PARKS GYMNASTICS MODEM	General Fund	49.12
				Total for Payment No.:		2,258.48

Payment No: 032357

Payment Date	Vendor Name	Voucher No.	Invoice No.	Description	Fund Code	Amount Paid
2025-02-28	THERMAL MECHANICAL INC	00572124	92101	PARKS CRC - 001-1134-87600	General Fund	363.63
2025-02-28	THERMAL MECHANICAL INC	00572125	91957	PD - 001-7745-87600 (i)6678 (T	General Fund	432.93
2025-02-28	THERMAL MECHANICAL INC	00572125	91957	PD - 001-7745-87600 (i)6678	General Fund	627.25
2025-02-28	THERMAL MECHANICAL INC	00572126	92102	PD - 001-7745-87600 (i)6678	General Fund	978.75
				Total for Payment No.:		2,402.56

Payment No: 725223

Payment Date	Vendor Name	Voucher No.	Invoice No.	Description	Fund Code	Amount Paid
2025-03-07	WRECO	00572727	1200697119	AGREEMENT FOR THE GREAT AMERIC	Streets and Highways Capital F	2,373.03
				Total for Payment No.:		2,373.03

Payment No: 032371

Payment Date	Vendor Name	Voucher No.	Invoice No.	Description	Fund Code	Amount Paid
2025-03-07	ALL GUARD ALARM SYSTEMS INC	00572557	S131196_REV	538-2222-80300-6140 (TRITON NO	Public Buildings	127.50
2025-03-07	ALL GUARD ALARM SYSTEMS INC	00572553	S130756	CITY HALL	General Fund	217.00
2025-03-07	ALL GUARD ALARM SYSTEMS INC	00572555	S130086_REV	CITY HALL	General Fund	105.00
2025-03-07	ALL GUARD ALARM SYSTEMS INC	00572559	S131200	LAWRENCE STATION	LawrenceStation MaintenanceCFD	311.10
2025-03-07	ALL GUARD ALARM SYSTEMS INC	00572559	S131200	LAWRENCE STATION (T)	LawrenceStation MaintenanceCFD	114.58
2025-03-07	ALL GUARD ALARM SYSTEMS INC	00572562	S131048_REV	LAWRENCE STATION	LawrenceStation MaintenanceCFD	255.00
2025-03-07	ALL GUARD ALARM SYSTEMS INC	00572563	J30939	MORSE MANSINO	General Government -	1,240.00

Payment Date	Vendor Name	Voucher No.	Invoice No.	Description	Fund Code	Amount Paid
					Other	
				Total for Payment No.:		2,370.18

Payment No: 725087

Payment Date	Vendor Name	Voucher No.	Invoice No.	Description	Fund Code	Amount Paid
2025-03-07	ASG BUILDERS	00572536	03	CONTINGENCY; FUNDING: 562-557	H.U.D Capital Projects	2,483.83
2025-03-07	ASG BUILDERS	00572536	03	RETENTION	H.U.D Capital Projects	-124.19
				Total for Payment No.:		2,359.64

Payment No: 725135

Payment Date	Vendor Name	Voucher No.	Invoice No.	Description	Fund Code	Amount Paid
2025-03-07	CERTIFIED FOLDER DISPLAY	00572922	616810	DISCOVER SC BROCHURE & GUIDE	Deposit Funds.	2,347.24
				Total for Payment No.:		2,347.24

Payment No: 032229

Payment Date	Vendor Name	Voucher No.	Invoice No.	Description	Fund Code	Amount Paid
2025-02-14	STAPLES ADVANTAGE	00571561	7003957954-WATER	OFFICE SUPPLIES	Water Utility	26.54
2025-02-14	STAPLES ADVANTAGE	00571552	7003957954-CEMETERY	OFFICE SUPPLIES	Cemetery	208.67
2025-02-14	STAPLES ADVANTAGE	00571550	7003957954-BLDGINSP	OFFICE SUPPLIES	Building New Dvlpmnt Srvc Fee	286.21
2025-02-14	STAPLES ADVANTAGE	00571556	7003957954-HCS	OFFICE SUPPLIES	General Fund	80.19
2025-02-14	STAPLES ADVANTAGE	00571557	7003957954-HR	OFFICE SUPPLIES	General Fund	230.64
2025-02-14	STAPLES ADVANTAGE	00571555	7003957954-FIRE	OFFICE SUPPLIES	General Fund	-154.84
2025-02-14	STAPLES ADVANTAGE	00571559	7003957954-PLANNING	OFFICE SUPPLIES	General Fund	178.18
2025-02-14	STAPLES ADVANTAGE	00571560	7003957954-POLICEDET	OFFICE SUPPLIES	General Fund	302.45
2025-02-14	STAPLES ADVANTAGE	00571551	7003957954-BLDGMTCE	OFFICE SUPPLIES	General Fund	285.08
2025-02-14	STAPLES ADVANTAGE	00571558	7003957954-PARKCH	OFFICE SUPPLIES	General Fund	110.65
2025-02-14	STAPLES ADVANTAGE	00571561	7003957954-WATER	OFFICE SUPPLIES	Sewer Utility	26.54

Payment Date	Vendor Name	Voucher No.	Invoice No.	Description	Fund Code	Amount Paid
				Total for Payment No.:		1,580.31

Payment No: 725194

Payment Date	Vendor Name	Voucher No.	Invoice No.	Description	Fund Code	Amount Paid
2025-03-07	ROSS RECREATION EQUIPMENT INC	00571887	I26887	DUMOR BENCH	General Fund	1,741.64
2025-03-07	ROSS RECREATION EQUIPMENT INC	00571887	I26887	FREIGHT	General Fund	518.00
				Total for Payment No.:		2,259.64

Payment No: 032410

Payment Date	Vendor Name	Voucher No.	Invoice No.	Description	Fund Code	Amount Paid
2025-03-07	KEPT COMPANIES	00572645	x-Q449347	ONSITE FLEET VEHICLE WASHING S	Fleet Operation Fund	2,255.19
				Total for Payment No.:		2,255.19

Payment No: 724834

Payment Date	Vendor Name	Voucher No.	Invoice No.	Description	Fund Code	Amount Paid
2025-02-14	SALVADOR DELGADO	00570844	39848JAN2025	LABOR - BEE REMOVAL	General Fund	2,250.00
				Total for Payment No.:		2,250.00

Payment No: 032331

Payment Date	Vendor Name	Voucher No.	Invoice No.	Description	Fund Code	Amount Paid
2025-02-28	MADDEN MEDIA	00572245	2025-027728	SEO MGMT, HOSTING, MAINT	Deposit Funds.	2,230.00
				Total for Payment No.:		2,230.00

Payment No: 724914

Payment Date	Vendor Name	Voucher No.	Invoice No.	Description	Fund Code	Amount Paid
2025-02-21	FAST UNDERCAR SANTA CLARA	00571043	878031	BATTERY FEE - V3246	Fleet Operation Fund	2.00
2025-02-21	FAST UNDERCAR SANTA CLARA	00571045	879771	PARTS - V3095	Fleet Operation Fund	4.95

Payment Date	Vendor Name	Voucher No.	Invoice No.	Description	Fund Code	Amount Paid
2025-02-21	FAST UNDERCAR SANTA CLARA	00571042	877927	PARTS - V3319	Fleet Operation Fund	44.03
2025-02-21	FAST UNDERCAR SANTA CLARA	00571043	878031	PARTS - V3246	Fleet Operation Fund	125.33
2025-02-21	FAST UNDERCAR SANTA CLARA	00571048	880760	PARTS - V3532	Fleet Operation Fund	88.06
2025-02-21	FAST UNDERCAR SANTA CLARA	00571050	876950	BATTERY FEE	Fleet Operation Fund	2.00
2025-02-21	FAST UNDERCAR SANTA CLARA	00571049	877053	PARTS - V3330	Fleet Operation Fund	134.62
2025-02-21	FAST UNDERCAR SANTA CLARA	00571049	877053	BATTERY FEE - V3330	Fleet Operation Fund	2.00
2025-02-21	FAST UNDERCAR SANTA CLARA	00571050	876950	PARTS - NEW RETURN	Fleet Operation Fund	141.69
2025-02-21	FAST UNDERCAR SANTA CLARA	00571047	880600	PARTS - V3300	Fleet Operation Fund	595.82
2025-02-21	FAST UNDERCAR SANTA CLARA	00571051	876350	PARTS - STOCK	Fleet Operation Fund	281.73
2025-02-21	FAST UNDERCAR SANTA CLARA	00571051	876350	BATTERY FEE	Fleet Operation Fund	2.00
2025-02-21	FAST UNDERCAR SANTA CLARA	00571053	878936	PARTS - V3350	Fleet Operation Fund	108.43
2025-02-21	FAST UNDERCAR SANTA CLARA	00571053	878936	BATTERY FEE	Fleet Operation Fund	2.00
2025-02-21	FAST UNDERCAR SANTA CLARA	00571054	879066	PARTS - V3512	Fleet Operation Fund	122.24
2025-02-21	FAST UNDERCAR SANTA CLARA	00571059	877995	CREDIT - PARTS	Fleet Operation Fund	-141.69
2025-02-21	FAST UNDERCAR SANTA CLARA	00571406	881939	PARTS - V3115	Fleet Operation Fund	236.92
2025-02-21	FAST UNDERCAR SANTA CLARA	00571407	881673	PARTS - V3188	Fleet Operation Fund	113.01
2025-02-21	FAST UNDERCAR SANTA CLARA	00571408	880930	CREDIT - PARTS	Fleet Operation Fund	-180.06
2025-02-21	FAST UNDERCAR SANTA CLARA	00571056	879146	PARTS - STOCK	Fleet Operation Fund	461.46
2025-02-21	FAST UNDERCAR SANTA CLARA	00571056	879146	BATTERY FEE	Fleet Operation Fund	2.00
2025-02-21	FAST UNDERCAR SANTA CLARA	00571055	879277	PARTS - V3512	Fleet Operation Fund	315.13
2025-02-21	FAST UNDERCAR SANTA CLARA	00571057	878592	CREDIT RETURN	Fleet Operation Fund	-125.33
2025-02-21	FAST UNDERCAR SANTA CLARA	00571058	876235	CREDIT - PARTS	Fleet Operation Fund	-115.41
				Total for Payment No.:		2,222.93

Payment No: 724804

Payment Date	Vendor Name	Voucher No.	Invoice No.	Description	Fund Code	Amount Paid
2025-02-14	FRANK A OLSEN COMPANY	00571486	254849	ADAPTION AND MACHINING OF	Water Utility	2,182.50

Payment Date	Vendor Name	Voucher No.	Invoice No.	Description	Fund Code	Amount Paid
				DRIV		
				Total for Payment No.:		2,182.50

Payment No: 032417

Payment Date	Vendor Name	Voucher No.	Invoice No.	Description	Fund Code	Amount Paid
2025-03-07	LN CURTIS & SONS	00572585	INV912364	VARIOUS PPE EQUIPMENT	Fire Department	710.46
2025-03-07	LN CURTIS & SONS	00572586	INV912888	VARIOUS PPE EQUIPMENT	Fire Department	1,420.92
2025-03-07	LN CURTIS & SONS	00572586	INV912888	FREIGHT CHARGES	Fire Department	16.14
2025-03-07	LN CURTIS & SONS	00572585	INV912364	FREIGHT CHARGES	Fire Department	12.78
				Total for Payment No.:		2,160.30

Payment No: 032303

Payment Date	Vendor Name	Voucher No.	Invoice No.	Description	Fund Code	Amount Paid
2025-02-28	CINTAS CORP #630	00571490	4219444868	UNIFORM SERVICES	General Fund	58.69
2025-02-28	CINTAS CORP #630	00571491	4220196667	UNIFORM SERVICES	General Fund	58.69
				Total for Payment No.:		117.38

Payment No: 725184

Payment Date	Vendor Name	Voucher No.	Invoice No.	Description	Fund Code	Amount Paid
2025-03-07	PARS	00571961	57357	ARS PARS FEES - DECEMBER 2024	General Fund	2,151.08
				Total for Payment No.:		2,151.08

Payment No: 725074

Payment Date	Vendor Name	Voucher No.	Invoice No.	Description	Fund Code	Amount Paid
2025-02-28	THOMSON REUTERS WEST	00572334	851411446	ONLINE LEGAL DATABASE	General Fund	2,130.56
				Total for Payment No.:		2,130.56

Payment No: 725023

Payment Date	Vendor Name	Voucher No.	Invoice No.	Description	Fund Code	Amount Paid
2025-02-28	D&M TRAFFIC SERVICES	00572385	12980	PAINT, MARKING, BLUE. AERVOE #	Water Utility	157.14
2025-02-28	D&M TRAFFIC SERVICES	00572385	12980	PAINT, BLACK MARKING WATER SYS	Water Utility	78.57
2025-02-28	D&M TRAFFIC SERVICES	00571619	20160	SUPPLIES - TRAFFIC	General Fund	1,500.47
				Total for Payment No.:		1,736.18

Payment No: 725016

Payment Date	Vendor Name	Voucher No.	Invoice No.	Description	Fund Code	Amount Paid
2025-02-28	CALIFORNIA TRAVEL ASSOCIATION	00572248	18372	BRONZE MEMBERSHIP 2/25-1/26	Deposit Funds.	2,127.50
				Total for Payment No.:		2,127.50

Payment No: 724899

Payment Date	Vendor Name	Voucher No.	Invoice No.	Description	Fund Code	Amount Paid
2025-02-21	BOBCAT OF THE BAY	00571036	W01789	PARTS - WO 156858, V3338	Fleet Operation Fund	773.45
2025-02-21	BOBCAT OF THE BAY	00571036	W01789	LABOR - WO 156858, V3338	Fleet Operation Fund	1,230.75
				Total for Payment No.:		2,004.20

Payment No: 724929

Payment Date	Vendor Name	Voucher No.	Invoice No.	Description	Fund Code	Amount Paid
2025-02-21	LC ACTION POLICE SUPPLY	00571252	472756	Body Armor	General Fund	999.59
2025-02-21	LC ACTION POLICE SUPPLY	00571254	472757	Body Armor	General Fund	999.59
				Total for Payment No.:		1,999.18

Payment No: 032252

Payment Date	Vendor Name	Voucher No.	Invoice No.	Description	Fund Code	Amount Paid
2025-02-21	CINTAS CORP #630	00571393	4220196840	UNIFORMS	General Fund	179.53
2025-02-21	CINTAS CORP #630	00571394	4219819273	UNIFORMS	General Fund	143.87
2025-02-21	CINTAS CORP #630	00571038	4219556454	Fleet uniform laundry TAX	Fleet Operation Fund	74.54

Payment Date	Vendor Name	Voucher No.	Invoice No.	Description	Fund Code	Amount Paid
2025-02-21	CINTAS CORP #630	00571038	4219556454	FLEET UNIFORM LAUNDRY NONTAX	Fleet Operation Fund	324.57
2025-02-21	CINTAS CORP #630	00571400	4220332827	FLEET UNIFORM LAUNDRY TAX	Fleet Operation Fund	74.62
2025-02-21	CINTAS CORP #630	00571400	4220332827	FLEET UNIFORM LAUNDRY NONTAX	Fleet Operation Fund	328.89
				Total for Payment No.:		1,126.02

Payment No: 032186

Payment Date	Vendor Name	Voucher No.	Invoice No.	Description	Fund Code	Amount Paid
2025-02-14	CA DEPT OF JUSTICE	00570862	775040	Fingerprinting (October 2024)	General Fund	1,225.00
2025-02-14	CA DEPT OF JUSTICE	00570770	786612	SEO	General Fund	462.00
2025-02-14	CA DEPT OF JUSTICE	00570770	786612	PERMITS	General Fund	64.00
2025-02-14	CA DEPT OF JUSTICE	00570770	786612	RECORDS	General Fund	198.00
				Total for Payment No.:		1,949.00

Payment No: 032400

Payment Date	Vendor Name	Voucher No.	Invoice No.	Description	Fund Code	Amount Paid
2025-03-07	GRAINGER-SAN JOSE	00571820	9392460722	ACID BRUSH, STRETCH WRAP	Water Utility	149.95
2025-03-07	GRAINGER-SAN JOSE	00571958	9397530453	Lawn Sweeper	General Fund	464.95
2025-03-07	GRAINGER-SAN JOSE	00571958	9397530453	shipping	General Fund	30.00
2025-03-07	GRAINGER-SAN JOSE	00572059	9411865596	FS 9	General Fund	144.09
2025-03-07	GRAINGER-SAN JOSE	00572060	9362907546	PD CHILLER	General Fund	1,951.05
2025-03-07	GRAINGER-SAN JOSE	00572061	9406470519	SUPPLIES	General Fund	182.85
2025-03-07	GRAINGER-SAN JOSE	00572227	9406238072	SUPPLIES - STORM	General Fund	168.99
2025-03-07	GRAINGER-SAN JOSE	00572229	9413552507	SUPPLIES - STORM	General Fund	281.64
2025-03-07	GRAINGER-SAN JOSE	00572225	9404950512	SUPPLIES - TRAFFIC	General Fund	572.72
2025-03-07	GRAINGER-SAN JOSE	00572223	9404164049	SUPPLIES - TRAFFIC	General Fund	318.11
2025-03-07	GRAINGER-SAN JOSE	00572221	9403561930	SUPPLIES - TRAFFIC	General Fund	572.72

Payment Date	Vendor Name	Voucher No.	Invoice No.	Description	Fund Code	Amount Paid
2025-03-07	GRAINGER-SAN JOSE	00571762	9403704043	SUPPLIES	General Fund	52.90
2025-03-07	GRAINGER-SAN JOSE	00571763	9403704068	SUPPLIES	General Fund	68.08
2025-03-07	GRAINGER-SAN JOSE	00571880	9405085722	PARTS - SHOP	Fleet Operation Fund	17.74
				Total for Payment No.:		4,975.79

Payment No: 003734

Payment Date	Vendor Name	Voucher No.	Invoice No.	Description	Fund Code	Amount Paid
2025-03-06	NAVIA BENEFIT SOLUTIONS, INC	00572622	10940502	DD:NAVIA ADMIN FEE FEB 25	Payroll Liability&ClearingAcct	1,323.46
2025-03-06	NAVIA BENEFIT SOLUTIONS, INC	00572622	10940502	DD:NAVIA ADMIN FEE FEB 25	General Fund	573.12
				Total for Payment No.:		1,896.58

Payment No: 725204

Payment Date	Vendor Name	Voucher No.	Invoice No.	Description	Fund Code	Amount Paid
2025-03-07	SHERIFF'S OFFICE	00571798	2847	EOD deputy NFL 12302024	General Fund	1,862.30
				Total for Payment No.:		1,862.30

Payment No: 725210

Payment Date	Vendor Name	Voucher No.	Invoice No.	Description	Fund Code	Amount Paid
2025-03-07	T-MOBILE USA INC	00572066	9592637073	Area Dump 2412260005	General Fund	200.00
2025-03-07	T-MOBILE USA INC	00572063	9592637072	GPS Area Dump 2412240093	General Fund	50.00
2025-03-07	T-MOBILE USA INC	00572072	9592637075	Area Dump 2412290043	General Fund	150.00
2025-03-07	T-MOBILE USA INC	00572069	9592637074	Area Dump 2412260067	General Fund	200.00
2025-03-07	T-MOBILE USA INC	00572075	9592637076	GPS Locagte 2412310090	General Fund	115.00
2025-03-07	T-MOBILE USA INC	00572076	9592637077	GPS Locate 2409030072	General Fund	115.00
2025-03-07	T-MOBILE USA INC	00572077	9593067975	Timing Advance 2412140052	General Fund	50.00
2025-03-07	T-MOBILE USA INC	00572078	9593254602	Timing Advance 2310030010	General Fund	50.00
2025-03-07	T-MOBILE USA INC	00572079	9593351377	GPS Locate 3679 - Evans	General Fund	115.00

Payment Date	Vendor Name	Voucher No.	Invoice No.	Description	Fund Code	Amount Paid
2025-03-07	T-MOBILE USA INC	00572080	9593711407	Area Dump/Tower Dump	General Fund	400.00
2025-03-07	T-MOBILE USA INC	00572078	9593254602	GPS Locate 2310030010	General Fund	115.00
2025-03-07	T-MOBILE USA INC	00572081	9595390124	Tower Dump/Area Dump 250121012	General Fund	300.00
				Total for Payment No.:		1,860.00

Payment No: 032399

Payment Date	Vendor Name	Voucher No.	Invoice No.	Description	Fund Code	Amount Paid
2025-03-07	GARDENLAND POWER EQUIPMENT	00572213	1152009	SUPPLIES - P&B	General Fund	825.12
2025-03-07	GARDENLAND POWER EQUIPMENT	00572215	1152012	SUPPLIES - P&B	General Fund	40.14
2025-03-07	GARDENLAND POWER EQUIPMENT	00572216	1152013	SUPPLIES - P&B	General Fund	542.49
2025-03-07	GARDENLAND POWER EQUIPMENT	00572217	1152014	SUPPLIES - P&B	General Fund	60.04
2025-03-07	GARDENLAND POWER EQUIPMENT	00572217	1152014	LABOR - P&B	General Fund	119.24
2025-03-07	GARDENLAND POWER EQUIPMENT	00572218	1153348	SUPPLIES - STREET	General Fund	270.87
				Total for Payment No.:		1,857.90

Payment No: 032269

Payment Date	Vendor Name	Voucher No.	Invoice No.	Description	Fund Code	Amount Paid
2025-02-21	LEHR	00571415	SI114840	PARTS - V2938	Fleet Operation Fund	139.95
2025-02-21	LEHR	00571071	SI114378	PARTS - STOCK	Fleet Operation Fund	841.04
2025-02-21	LEHR	00571073	SI114379	PARTS - V3693	Vehicle Replacement Fund	332.65
2025-02-21	LEHR	00571076	SI114367	PARTS - V3726	Vehicle Replacement Fund	515.38
				Total for Payment No.:		1,829.02

Payment No: 724957

Payment Date	Vendor Name	Voucher No.	Invoice No.	Description	Fund Code	Amount Paid
2025-02-21	TMT ENTERPRISES INC	00571176	22628	Gold Fines 11 Tons	General Fund	1,822.73
				Total for Payment No.:		1,822.73

Payment No: 032225

Payment Date	Vendor Name	Voucher No.	Invoice No.	Description	Fund Code	Amount Paid
2025-02-14	PRISM	00570860	25401243	On-Site Grief Support	General Fund	900.00
				Total for Payment No.:		900.00

Payment No: 725226

Payment Date	Vendor Name	Voucher No.	Invoice No.	Description	Fund Code	Amount Paid
2025-03-07	ZANKER ROAD RESOURCE	00571889	120253099	SPORTS INFIELD BLEND	General Fund	1,476.55
2025-03-07	ZANKER ROAD RESOURCE	00571888	120253088	TOPSOIL	General Fund	310.64
				Total for Payment No.:		1,787.19

Payment No: 032413

Payment Date	Vendor Name	Voucher No.	Invoice No.	Description	Fund Code	Amount Paid
2025-03-07	KNORR SYSTEMS INC	00571882	260961	POOL WATER TEST EQUIPMENT	General Fund	1,755.04
				Total for Payment No.:		1,755.04

Payment No: 725048

Payment Date	Vendor Name	Voucher No.	Invoice No.	Description	Fund Code	Amount Paid
2025-02-28	LUPE LIMA	00571527	43411	lock out fees	General Fund	267.50
2025-02-28	LUPE LIMA	00571529	43118	lock out	General Fund	133.75
2025-02-28	LUPE LIMA	00571530	43311	tow fees	General Fund	267.50
2025-02-28	LUPE LIMA	00571531	43121	tow fees	General Fund	267.50
2025-02-28	LUPE LIMA	00571532	43174	tow fees from Emeryville	General Fund	802.50
				Total for Payment No.:		1,738.75

Payment No: 032354

Payment Date	Vendor Name	Voucher No.	Invoice No.	Description	Fund Code	Amount Paid
2025-02-28	SYSERCO INC	00572123	32726	SOCCER PARK RE-INTEGRATION	General Fund	1,735.20

Payment Date	Vendor Name	Voucher No.	Invoice No.	Description	Fund Code	Amount Paid
				Total for Payment No.:		1,735.20

Payment No: 032360

Payment Date	Vendor Name	Voucher No.	Invoice No.	Description	Fund Code	Amount Paid
2025-02-28	UNITAS GLOBAL INC.	00571637	INV15044103	INTERNET SERVICES	Information Technology Service	1,710.28
				Total for Payment No.:		1,710.28

Payment No: 724860

Payment Date	Vendor Name	Voucher No.	Invoice No.	Description	Fund Code	Amount Paid
2025-02-14	WARDELL AUTO INTERIORS AND TOPS, LLC	00570698	19791	LABOR - WO 156863, V3361	Fleet Operation Fund	1,160.00
2025-02-14	WARDELL AUTO INTERIORS AND TOPS, LLC	00570698	19791	PARTS - WO 156863, V3361	Fleet Operation Fund	533.92
				Total for Payment No.:		1,693.92

Payment No: 724785

Payment Date	Vendor Name	Voucher No.	Invoice No.	Description	Fund Code	Amount Paid
2025-02-14	BAY CITY BOILER & ENGINEERING	00571687	35155	CITY HALL - BOILER MAINTENANCE	General Fund	1,690.00
				Total for Payment No.:		1,690.00

Payment No: 724897

Payment Date	Vendor Name	Voucher No.	Invoice No.	Description	Fund Code	Amount Paid
2025-02-21	BATTERY SYSTEMS, INC.	00571034	35322501090858	PARTS - V3635	Fleet Operation Fund	1,602.57
2025-02-21	BATTERY SYSTEMS, INC.	00571034	35322501090858	CORE CHARGES - V3635	Fleet Operation Fund	78.57
2025-02-21	BATTERY SYSTEMS, INC.	00571034	35322501090858	BATTERY FEE	Fleet Operation Fund	6.00
				Total for Payment No.:		1,687.14

Payment No: 032259

Payment Date	Vendor Name	Voucher No.	Invoice No.	Description	Fund Code	Amount Paid
2025-02-21	GRAINGER	00572007	9389980559	TAPE, TEFLON, 3/4IN X 520 FEET	Water Utility	90.58
2025-02-21	GRAINGER	00572007	9389980559	PAINT, SPRAY, GLOSSY WHITE, OU	Water Utility	77.79
2025-02-21	GRAINGER	00572007	9389980559	SHOVEL, SQUARE POINT 48" HANDL	Water Utility	128.34
				Total for Payment No.:		296.71

Payment No: 032384

Payment Date	Vendor Name	Voucher No.	Invoice No.	Description	Fund Code	Amount Paid
2025-03-07	BOUND TREE MEDICAL LLC	00572577	85656765	BOUDNTREE EMS SUPPLIES FY23-24	General Fund	46.24
2025-03-07	BOUND TREE MEDICAL LLC	00572579	85658795	BOUDNTREE EMS SUPPLIES FY23-24	General Fund	38.40
2025-03-07	BOUND TREE MEDICAL LLC	00572575	85654942	BOUDNTREE EMS SUPPLIES FY23-24	General Fund	656.85
2025-03-07	BOUND TREE MEDICAL LLC	00572775	85668883	BOUDNTREE EMS SUPPLIES FY23-24	General Fund	448.49
2025-03-07	BOUND TREE MEDICAL LLC	00572776	85668882	BOUDNTREE EMS SUPPLIES FY23-24	General Fund	448.44
2025-03-07	BOUND TREE MEDICAL LLC	00572779	85663817	BOUDNTREE EMS SUPPLIES FY23-24	General Fund	5.26
2025-03-07	BOUND TREE MEDICAL LLC	00572777	85668884	BOUDNTREE EMS SUPPLIES FY23-24	General Fund	35.70
				Total for Payment No.:		1,679.38

Payment No: 725120

Payment Date	Vendor Name	Voucher No.	Invoice No.	Description	Fund Code	Amount Paid
2025-03-07	ANDY'S ROOFING CO INC	00572603	4216	POLICE COMPLETED SERVICES	General Fund	1,675.00
				Total for Payment No.:		1,675.00

Payment No: 032448

Payment Date	Vendor Name	Voucher No.	Invoice No.	Description	Fund Code	Amount Paid
2025-03-07	TONY JANOVICH	00572738	1006845	CHANGE ORDER #4: ADDITIONAL FU	General Fund	1,674.40
				Total for Payment No.:		1,674.40

Payment No: 032424

Payment Date	Vendor Name	Voucher No.	Invoice No.	Description	Fund Code	Amount Paid
2025-03-07	MUNICIPAL MAINTENANCE EQUIPMNT	00571788	032252	PARTS - V3224 & 3640	Fleet Operation Fund	1,669.24
				Total for Payment No.:		1,669.24

Payment No: 725026

Payment Date	Vendor Name	Voucher No.	Invoice No.	Description	Fund Code	Amount Paid
2025-02-28	FAST UNDERCAR SANTA CLARA	00571449	882165	PART S- V3195	Fleet Operation Fund	66.94
2025-02-28	FAST UNDERCAR SANTA CLARA	00571449	882165	CA BATTERY FEE	Fleet Operation Fund	2.00
2025-02-28	FAST UNDERCAR SANTA CLARA	00571447	881974	BATTERY FEE	Fleet Operation Fund	8.00
2025-02-28	FAST UNDERCAR SANTA CLARA	00571448	882327	PARTS - V3577	Fleet Operation Fund	431.10
2025-02-28	FAST UNDERCAR SANTA CLARA	00571447	881974	PARTS - STOCK	Fleet Operation Fund	535.80
2025-02-28	FAST UNDERCAR SANTA CLARA	00571568	883620	PARTS - V3494	Fleet Operation Fund	220.65
2025-02-28	FAST UNDERCAR SANTA CLARA	00571569	883355	PARTS - V3150	Fleet Operation Fund	388.38
				Total for Payment No.:		1,652.87

Payment No: 724970

Payment Date	Vendor Name	Voucher No.	Invoice No.	Description	Fund Code	Amount Paid
2025-02-28	BAY AREA AIR QUALITY	00571541	T181350	2025 JAN MARTIN ANNUAL PERMIT	Water Utility	1,650.00
				Total for Payment No.:		1,650.00

Payment No: 725065

Payment Date	Vendor Name	Voucher No.	Invoice No.	Description	Fund Code	Amount Paid
2025-02-28	SANTA CLARA CO SOCIAL SVC	00572265	2457FEB2025	FY23-24 SENIOR NUTRITION JAN25	Deposit Funds.	1,632.00

Payment Date	Vendor Name	Voucher No.	Invoice No.	Description	Fund Code	Amount Paid
	AGCY					
				Total for Payment No.:		1,632.00

Payment No: 032416

Payment Date	Vendor Name	Voucher No.	Invoice No.	Description	Fund Code	Amount Paid
2025-03-07	LINDE GAS & EQUIPMENT INC.	00572695	45323599	DEMURRAGE	Water Utility	161.64
2025-03-07	LINDE GAS & EQUIPMENT INC.	00571836	46106875	FINANCE CHARGE	Water Utility	19.93
				Total for Payment No.:		181.57

Payment No: 724752

Payment Date	Vendor Name	Voucher No.	Invoice No.	Description	Fund Code	Amount Paid
2025-02-14	FRANCISCO ROMERO	00571615	41555JAN2025A	FIR24-0829 REFUND - PERMIT WD	General Fund	52.44
2025-02-14	FRANCISCO ROMERO	00571615	41555JAN2025A	FIR24-0829 REFUND - PERMIT WD	Fire New Dvlpmnt Srvc Fee	1,556.00
				Total for Payment No.:		1,608.44

Payment No: 724853

Payment Date	Vendor Name	Voucher No.	Invoice No.	Description	Fund Code	Amount Paid
2025-02-14	UNITED SITE SERVICES INC	00570766	INV-5076500	PORTABLE RESTROOM RENTAL	General Fund	1,450.00
2025-02-14	UNITED SITE SERVICES INC	00570766	INV-5076500	TAXABLE	General Fund	130.95
				Total for Payment No.:		1,580.95

Payment No: 725217

Payment Date	Vendor Name	Voucher No.	Invoice No.	Description	Fund Code	Amount Paid
2025-03-07	UNITED SITE SERVICES INC	00572049	INV-5136731	PORTABLE RESTROOM RENTAL TAX	General Fund	130.95
2025-03-07	UNITED SITE SERVICES INC	00572049	INV-5136731	PORTABLE RESTROOM RENTAL NOTAX	General Fund	1,450.00
				Total for Payment No.:		1,580.95

Payment No: 724813

Payment Date	Vendor Name	Voucher No.	Invoice No.	Description	Fund Code	Amount Paid
2025-02-14	IMPERIAL SPRINKLER SUPPLY	00570748	0019113207-001	RB FALCON 6504 ROTORS	General Fund	1,322.72
2025-02-14	IMPERIAL SPRINKLER SUPPLY	00570843	0019132728-001	SUPPLIES - P&B	General Fund	210.49
2025-02-14	IMPERIAL SPRINKLER SUPPLY	00570847	0019075305-001	SUPPLIES - P&B	General Fund	27.64
				Total for Payment No.:		1,560.85

Payment No: 725018

Payment Date	Vendor Name	Voucher No.	Invoice No.	Description	Fund Code	Amount Paid
2025-02-28	COGENT COMMUNICATIONS	00571635	CITYOFSA00015FEB2025	INTERNET SVCS FOR FEB 2025	Information Technology Service	1,550.00
				Total for Payment No.:		1,550.00

Payment No: 724865

Payment Date	Vendor Name	Voucher No.	Invoice No.	Description	Fund Code	Amount Paid
2025-02-21	CHRISTINE JUNG	00571974	29649FEB2025	POINT-IN-TIME REIMBURSEMENT	General Fund	1,535.45
				Total for Payment No.:		1,535.45

Payment No: 724983

Payment Date	Vendor Name	Voucher No.	Invoice No.	Description	Fund Code	Amount Paid
2025-02-28	WILLIAM G. GIANATASIO, III	00571471	1126FEB2025	2025 FEB TRAVEL REIMB-CAL EXPO	Water Utility	1,533.86
				Total for Payment No.:		1,533.86

Payment No: 725029

Payment Date	Vendor Name	Voucher No.	Invoice No.	Description	Fund Code	Amount Paid
2025-02-28	FIRST SHIELD SECURITY AND	00572128	5883	SECURITY AND PATROL FOR TASMAN	General Fund	760.41
2025-02-28	FIRST SHIELD SECURITY AND	00572105	5884	SECURITY PATROL SERVICES AT VA	Sewer Utility	760.41
				Total for Payment No.:		1,520.82

Payment No: 724789

Payment Date	Vendor Name	Voucher No.	Invoice No.	Description	Fund Code	Amount Paid
2025-02-14	CENTURY GRAPHICS	00570809	61998	PD POLO	General Fund	54.67
2025-02-14	CENTURY GRAPHICS	00570810	61986	PD POLO SHIRTS	General Fund	1,443.59
				Total for Payment No.:		1,498.26

Payment No: 724837

Payment Date	Vendor Name	Voucher No.	Invoice No.	Description	Fund Code	Amount Paid
2025-02-14	SANTA CLARA LIGHTING, INC.	00570739	33736	LED BALLASTS	General Fund	272.81
2025-02-14	SANTA CLARA LIGHTING, INC.	00570739	33736	SCREWDRIVER SET	General Fund	49.11
2025-02-14	SANTA CLARA LIGHTING, INC.	00570739	33736	WIRE STRIPPER	General Fund	12.00
2025-02-14	SANTA CLARA LIGHTING, INC.	00570887	33634	FS3	General Fund	45.07
2025-02-14	SANTA CLARA LIGHTING, INC.	00570891	33751	SUPPLIES	General Fund	154.96
2025-02-14	SANTA CLARA LIGHTING, INC.	00570892	33684	CENTRAL LIB	General Fund	141.15
2025-02-14	SANTA CLARA LIGHTING, INC.	00570889	33635	PD	General Fund	84.79
2025-02-14	SANTA CLARA LIGHTING, INC.	00570890	33750	PD	General Fund	333.43
2025-02-14	SANTA CLARA LIGHTING, INC.	00570894	33685	SUPPLIES	General Fund	89.48
2025-02-14	SANTA CLARA LIGHTING, INC.	00570895	28877	CENTRAL LIB	General Fund	272.54
				Total for Payment No.:		1,455.34

Payment No: 725154

Payment Date	Vendor Name	Voucher No.	Invoice No.	Description	Fund Code	Amount Paid
2025-03-07	HARRELL'S, LLC	00571858	INV01991861	PRIMO MAXX	Cemetery	709.34
2025-03-07	HARRELL'S, LLC	00571859	INV01991862	PYLEX-4CA	Cemetery	434.11
2025-03-07	HARRELL'S, LLC	00571879	INV01991867	TURFLON	General Fund	161.57
2025-03-07	HARRELL'S, LLC	00571879	INV01991867	SPRAY INDICATOR	General Fund	113.27
				Total for Payment No.:		1,418.29

Payment No: 724919

Payment Date	Vendor Name	Voucher No.	Invoice No.	Description	Fund Code	Amount Paid
2025-02-21	GENEVIEVE ALTWER LMFT	00571385	119-0125	CLIENT 119 SESSION #1-2	General Fund	400.00
2025-02-21	GENEVIEVE ALTWER LMFT	00571386	125-0125	CLIENT 125 SESSION #1	General Fund	200.00
2025-02-21	GENEVIEVE ALTWER LMFT	00571387	133-0125	CLIENT 133 SESSION #1-2	General Fund	400.00
2025-02-21	GENEVIEVE ALTWER LMFT	00571383	105-0125	CLIENT 105 SESSION #1	General Fund	200.00
2025-02-21	GENEVIEVE ALTWER LMFT	00571384	109-0125	CLIENT 109 SESSION #1	General Fund	200.00
				Total for Payment No.:		1,400.00

Payment No: 725187

Payment Date	Vendor Name	Voucher No.	Invoice No.	Description	Fund Code	Amount Paid
2025-03-07	PETRINOVICH PUGH & COMPANY LLP	00572688	395349	PREP TAX RETURNS	Deposit Funds.	1,400.00
				Total for Payment No.:		1,400.00

Payment No: 032213

Payment Date	Vendor Name	Voucher No.	Invoice No.	Description	Fund Code	Amount Paid
2025-02-14	KEPT COMPANIES	00571696	x-Q436819	ONSITE FLEET VEHICLE WASHING S	Fleet Operation Fund	1,371.56
				Total for Payment No.:		1,371.56

Payment No: 032347

Payment Date	Vendor Name	Voucher No.	Invoice No.	Description	Fund Code	Amount Paid
2025-02-28	ROYAL COACH TOURS	00571622	31515	Oakland Trip 1/23/25	General Fund	1,323.00
				Total for Payment No.:		1,323.00

Payment No: 032251

Payment Date	Vendor Name	Voucher No.	Invoice No.	Description	Fund Code	Amount Paid
2025-02-21	CINTAS CORP #630	00571429	4218885653	2025 JAN WATER UNIFORM SERVICE	Water Utility	460.98
2025-02-21	CINTAS CORP #630	00571430	4219553579	2025 JAN WATER UNIFORM SERVICE	Water Utility	479.10

Payment Date	Vendor Name	Voucher No.	Invoice No.	Description	Fund Code	Amount Paid
2025-02-21	CINTAS CORP #630	00571429	4218885653	2025 JAN SEWER UNIFORM SERVICE	Sewer Utility	184.21
2025-02-21	CINTAS CORP #630	00571430	4219553579	2025 JAN SEWER UNIFORM SERVICE	Sewer Utility	192.21
				Total for Payment No.:		1,316.50

Payment No: 725013

Payment Date	Vendor Name	Voucher No.	Invoice No.	Description	Fund Code	Amount Paid
2025-02-28	BSN SPORTS, LLC	00571496	928613720	FREIGHT	General Fund	79.10
2025-02-28	BSN SPORTS, LLC	00571496	928613720	IN GROUND HOME PLATES	General Fund	589.20
2025-02-28	BSN SPORTS, LLC	00571496	928613720	PITCHERS RUBBER	General Fund	392.77
2025-02-28	BSN SPORTS, LLC	00571496	928613720	DRAG MAT	General Fund	250.97
				Total for Payment No.:		1,312.04

Payment No: 032367

Payment Date	Vendor Name	Voucher No.	Invoice No.	Description	Fund Code	Amount Paid
2025-03-07	ABBOTT'S PRO-POWER LLC	00571772	195099	LABOR	General Fund	383.00
2025-03-07	ABBOTT'S PRO-POWER LLC	00571773	198509	36RDR 72E CHAIN LOOP	General Fund	742.03
2025-03-07	ABBOTT'S PRO-POWER LLC	00571772	195099	MS460 REWIND COVER ASSY	General Fund	175.90
				Total for Payment No.:		1,300.93

Payment No: 725055

Payment Date	Vendor Name	Voucher No.	Invoice No.	Description	Fund Code	Amount Paid
2025-02-28	PACIFIC COAST PETROLEUM INC.	00571574	145239	SUPPLY - STOCK	Fleet Operation Fund	1,268.33
2025-02-28	PACIFIC COAST PETROLEUM INC.	00571574	145239	DRUMS	Fleet Operation Fund	25.00
				Total for Payment No.:		1,293.33

Payment No: 032332

Payment Date	Vendor Name	Voucher No.	Invoice No.	Description	Fund Code	Amount Paid
2025-02-28	MCCAMPBELL ANALYTICAL INC	00572109	2501703	CHANGE ORDER 1: ADDITIONAL FUN	Water Utility	9.00
2025-02-28	MCCAMPBELL ANALYTICAL INC	00572109	2501703	Laboratory Services	Water Utility	1,251.00
				Total for Payment No.:		1,260.00

Payment No: 724915

Payment Date	Vendor Name	Voucher No.	Invoice No.	Description	Fund Code	Amount Paid
2025-02-21	FERGUSON INDUSTRIAL	00571997	1883076	TEE, MJ X FLG, 12IN X 6IN, CL	Water Utility	1,259.08
				Total for Payment No.:		1,259.08

Payment No: 724769

Payment Date	Vendor Name	Voucher No.	Invoice No.	Description	Fund Code	Amount Paid
2025-02-14	CPS HR CONSULTING	00571093	TR-INV005506	EUE Written Test	General Fund	651.20
2025-02-14	CPS HR CONSULTING	00571092	TR-INV005400	Electric Utility Elec Test	General Fund	595.00
				Total for Payment No.:		1,246.20

Payment No: 032415

Payment Date	Vendor Name	Voucher No.	Invoice No.	Description	Fund Code	Amount Paid
2025-03-07	LINCOLN AQUATICS	00572050	36150935	FUEL SURCHARGE	General Fund	41.47
2025-03-07	LINCOLN AQUATICS	00572045	36150936	BULK CHLORINE	General Fund	575.36
2025-03-07	LINCOLN AQUATICS	00572045	36150936	PESTICIDE ASSESSMENT	General Fund	8.82
2025-03-07	LINCOLN AQUATICS	00572045	36150936	FUEL SURCHARGE	General Fund	41.47
2025-03-07	LINCOLN AQUATICS	00572050	36150935	MURIATIC ACID	General Fund	566.68
2025-03-07	LINCOLN AQUATICS	00572050	36150935	PESTICIDE ASSESSMENT	General Fund	8.83
				Total for Payment No.:		1,242.63

Payment No: 725047

Payment Date	Vendor Name	Voucher No.	Invoice No.	Description	Fund Code	Amount Paid
2025-02-28	LANGUAGE LINE SOLUTIONS	00571638	11520599	LANGUAGE LINE SVCS JAN 2025	Information Technology Service	1,241.72
				Total for Payment No.:		1,241.72

Payment No: 032214

Payment Date	Vendor Name	Voucher No.	Invoice No.	Description	Fund Code	Amount Paid
2025-02-14	LEVY SANTA CLARA CONVENTION CENTER	00571461	506433	DMO DIRECTORS MEETING	Deposit Funds.	1,237.54
				Total for Payment No.:		1,237.54

Payment No: 724948

Payment Date	Vendor Name	Voucher No.	Invoice No.	Description	Fund Code	Amount Paid
2025-02-21	SANTA CLARA LIGHTING, INC.	00571405	33777	SUPPLIES	Water Utility	337.41
2025-02-21	SANTA CLARA LIGHTING, INC.	00571401	33630	CITY HALL	General Fund	195.93
2025-02-21	SANTA CLARA LIGHTING, INC.	00571402	33849	SUPPLIES	General Fund	301.63
2025-02-21	SANTA CLARA LIGHTING, INC.	00571404	33752	CENTRAL LIB	General Fund	395.73
				Total for Payment No.:		1,230.70

Payment No: 032305

Payment Date	Vendor Name	Voucher No.	Invoice No.	Description	Fund Code	Amount Paid
2025-02-28	CLEARBLU ENVIRONMENTAL	00572327	32881	LABOR, MAINTENANCE, AND AS-NEE	Fleet Operation Fund	983.84
2025-02-28	CLEARBLU ENVIRONMENTAL	00572327	32881	TAXABLE ITEMS (CONSUMABLES AND	Fleet Operation Fund	234.62
				Total for Payment No.:		1,218.46

Payment No: 725073

Payment Date	Vendor Name	Voucher No.	Invoice No.	Description	Fund Code	Amount Paid
2025-02-28	SUNNYVALE FORD	00571453	251996	PARTS - V3610	Fleet Operation Fund	135.69
2025-02-28	SUNNYVALE FORD	00571454	252095	PARTS - V3274	Fleet Operation Fund	380.13

Payment Date	Vendor Name	Voucher No.	Invoice No.	Description	Fund Code	Amount Paid
2025-02-28	SUNNYVALE FORD	00571659	252201	PARTS - V3610	Fleet Operation Fund	90.08
2025-02-28	SUNNYVALE FORD	00571660	252345	PARTS - STOCK	Fleet Operation Fund	301.32
2025-02-28	SUNNYVALE FORD	00571576	252262	PARTS - STOCK	Fleet Operation Fund	180.58
2025-02-28	SUNNYVALE FORD	00571579	252263	CA BATTERY FEE	Fleet Operation Fund	2.00
2025-02-28	SUNNYVALE FORD	00571579	252263	PARTS - V3579	Fleet Operation Fund	109.93
2025-02-28	SUNNYVALE FORD	00571578	252220	PARTS - V3214	Fleet Operation Fund	7.92
				Total for Payment No.:		1,207.65

Payment No: 032175

Payment Date	Vendor Name	Voucher No.	Invoice No.	Description	Fund Code	Amount Paid
2025-02-14	3DR COMMUNICATIONS	00571587	9007948	GOOGLE AD OCT/NOV	Deposit Funds.	1,200.00
				Total for Payment No.:		1,200.00

Payment No: 032232

Payment Date	Vendor Name	Voucher No.	Invoice No.	Description	Fund Code	Amount Paid
2025-02-14	UNITED REFRIGERATION INC	00570898	10319770-00	SUPPLIES	General Fund	160.88
2025-02-14	UNITED REFRIGERATION INC	00570899	10086572-00	SUPPLIES	General Fund	529.70
2025-02-14	UNITED REFRIGERATION INC	00570900	10097937-00	SUPPLIES	General Fund	64.21
2025-02-14	UNITED REFRIGERATION INC	00570901	10086808-00	TOOLS	General Fund	339.82
2025-02-14	UNITED REFRIGERATION INC	00570903	10097928-00	RETURN	General Fund	-339.82
2025-02-14	UNITED REFRIGERATION INC	00570905	10097928-01	SUPPLIES	General Fund	339.82
				Total for Payment No.:		1,094.61

Payment No: 724761

Payment Date	Vendor Name	Voucher No.	Invoice No.	Description	Fund Code	Amount Paid
2025-02-14	BUCCANEER DEMOLITION	00567109	24471-11 UTILITY REFUND	UTILITY REFUND	General Fund	1,177.92
				Total for Payment No.:		1,177.92

Payment No: 032188

Payment Date	Vendor Name	Voucher No.	Invoice No.	Description	Fund Code	Amount Paid
2025-02-14	CINTAS CORP #630	00570838	1905276456	FLEET UNIFORMS	Fleet Operation Fund	147.25
2025-02-14	CINTAS CORP #630	00570839	1905317684	FLEET UNIFORMS	Fleet Operation Fund	288.13
2025-02-14	CINTAS CORP #630	00570840	1905297869	FLEET UNIFORM	Fleet Operation Fund	736.16
				Total for Payment No.:		1,171.54

Payment No: 725017

Payment Date	Vendor Name	Voucher No.	Invoice No.	Description	Fund Code	Amount Paid
2025-02-28	CHOICE SPORTSCARDS	00571519	20250197	Police Trading Crads	General Fund	1,162.03
				Total for Payment No.:		1,162.03

Payment No: 724798

Payment Date	Vendor Name	Voucher No.	Invoice No.	Description	Fund Code	Amount Paid
2025-02-14	[redacted]	00571664	609612	LEGAL SERVICES	[redacted]	111.84
				Total for Payment No.:		111.84

Payment No: 032374

Payment Date	Vendor Name	Voucher No.	Invoice No.	Description	Fund Code	Amount Paid
2025-03-07	AMERICAN BEVERAGE EQUIPMENT	00571807	i104046	ICE MACHINE MAINTENANCE (T)	Water Utility	401.24
2025-03-07	AMERICAN BEVERAGE EQUIPMENT	00571807	i104046	ICE MACHINE MAINTENANCE	Water Utility	712.50
				Total for Payment No.:		1,113.74

Payment No: 724884

Payment Date	Vendor Name	Voucher No.	Invoice No.	Description	Fund Code	Amount Paid
2025-02-21	US TREASURY	00572019	02/02/25-02/15/25ND	WAGE ATTACHMENT B2504	Payroll Liability&ClearingAcct	1,107.34
				Total for Payment No.:		1,107.34

Payment No: 032239

Payment Date	Vendor Name	Voucher No.	Invoice No.	Description	Fund Code	Amount Paid
2025-02-21	CITY OF SANTA CLARA UNIT 9	00572030	01/19/25-02/15/25	UNION DUES B2503 & B2504	Payroll Liability&ClearingAcct	1,100.00
				Total for Payment No.:		1,100.00

Payment No: 724941

Payment Date	Vendor Name	Voucher No.	Invoice No.	Description	Fund Code	Amount Paid
2025-02-21	RELATIONSHIP FIX INC	00571391	2025-01	2024 CLIENT 02 SESSION #1-4	General Fund	880.00
2025-02-21	RELATIONSHIP FIX INC	00571391	2025-01	2025 CLIENT 02 SESSION #1	General Fund	220.00
				Total for Payment No.:		1,100.00

Payment No: 032184

Payment Date	Vendor Name	Voucher No.	Invoice No.	Description	Fund Code	Amount Paid
2025-02-14	BELL ELECTRICAL SUPPLY, INC.	00570913	5830879	2024 CREDIT - ITEMS RETURNED	Water Utility	-45.40
2025-02-14	BELL ELECTRICAL SUPPLY, INC.	00570877	5840071	SUPPLIES	General Fund	311.87
2025-02-14	BELL ELECTRICAL SUPPLY, INC.	00570879	5839416	SUPPLIES	General Fund	205.71
				Total for Payment No.:		472.18

Payment No: 724932

Payment Date	Vendor Name	Voucher No.	Invoice No.	Description	Fund Code	Amount Paid
2025-02-21	NAPA AUTO PARTS	00571088	982706	PARTS - V3631	Fleet Operation Fund	7.18
2025-02-21	NAPA AUTO PARTS	00571094	983936	PARTS - V3136	Fleet Operation Fund	4.85
2025-02-21	NAPA AUTO PARTS	00571095	983938	PARTS - V3136	Fleet Operation Fund	33.91
2025-02-21	NAPA AUTO PARTS	00571096	983689	PARTS - V3625	Fleet Operation Fund	6.09
2025-02-21	NAPA AUTO PARTS	00571098	983646	PARTS- SHOP	Fleet Operation Fund	19.09
2025-02-21	NAPA AUTO PARTS	00571089	982416	PARTS - V3464	Fleet Operation Fund	19.99
2025-02-21	NAPA AUTO PARTS	00571416	985676	PARTS - STOCK	Fleet Operation Fund	33.55
2025-02-21	NAPA AUTO PARTS	00571417	985394	PARTS - V3751	Fleet Operation Fund	22.91
2025-02-21	NAPA AUTO PARTS	00571090	984027	PARTS - V3350	Fleet Operation Fund	15.69

Payment Date	Vendor Name	Voucher No.	Invoice No.	Description	Fund Code	Amount Paid
2025-02-21	NAPA AUTO PARTS	00571091	983939	PARTS - V3136	Fleet Operation Fund	16.98
2025-02-21	NAPA AUTO PARTS	00571085	983361	PARTS - SHOP	Fleet Operation Fund	217.70
2025-02-21	NAPA AUTO PARTS	00571086	982874	PARTS - V3499	Fleet Operation Fund	4.40
2025-02-21	NAPA AUTO PARTS	00571099	984439	PARTS - SVAC7	Fleet Operation Fund	46.49
2025-02-21	NAPA AUTO PARTS	00571418	985437	PARTS - V3592	Fleet Operation Fund	4.85
2025-02-21	NAPA AUTO PARTS	00571082	984535	PARTS - V3095	Fleet Operation Fund	27.97
2025-02-21	NAPA AUTO PARTS	00571078	984202	PARTS - SHOP	Fleet Operation Fund	66.02
2025-02-21	NAPA AUTO PARTS	00571080	983957	PARTS - STOCK	Fleet Operation Fund	492.10
2025-02-21	NAPA AUTO PARTS	00571084	985106	PARTS - V3286	Fleet Operation Fund	15.65
				Total for Payment No.:		1,055.42

Payment No: 724843

Payment Date	Vendor Name	Voucher No.	Invoice No.	Description	Fund Code	Amount Paid
2025-02-14	SMART CITY NETWORKS, L.P.	00571588	070-001-01-2025	IT QTRLY SVC FEES JAN-MAR 2025	Deposit Funds.	1,044.00
				Total for Payment No.:		1,044.00

Payment No: 003732

Payment Date	Vendor Name	Voucher No.	Invoice No.	Description	Fund Code	Amount Paid
2025-02-28	NAVIA BENEFIT SOLUTIONS, INC	00572532	35989FEB2025A	DD:NAVIA COMMUTER BENEFIT	Payroll Liability&ClearingAcct	1,039.55
				Total for Payment No.:		1,039.55

Payment No: 032391

Payment Date	Vendor Name	Voucher No.	Invoice No.	Description	Fund Code	Amount Paid
2025-03-07	COMCAST	00572724	2/23/25AC8155400650182 213	PD 3992 RIVERMARK PLZ	General Fund	29.88
2025-03-07	COMCAST	00572724	2/23/25AC8155400650182 213	SR CNTR 1303 FREMONT ST	General Fund	148.34
2025-03-07	COMCAST	00572724	2/23/25AC8155400650182 213	PARK TEEN 2446 CABRILLO AVE	General Fund	178.59

Payment Date	Vendor Name	Voucher No.	Invoice No.	Description	Fund Code	Amount Paid
2025-03-07	COMCAST	00572724	2/23/25AC8155400650182213	FIRE 1990 WALSH AVE	General Fund	127.41
2025-03-07	COMCAST	00572724	2/23/25AC8155400650182213	FIRE 1177 ALVISO ST	General Fund	61.77
2025-03-07	COMCAST	00572724	2/23/25AC8155400650182213	PD 601 EL CAMINO REAL	General Fund	239.90
2025-03-07	COMCAST	00572724	2/23/25AC8155400650182213	CH 1500 WARBURTON AVE	Information Technology Service	204.70
2025-03-07	COMCAST	00572724	2/23/25AC8155400650182213	IT 1405 CIVIC CNTR DR	Information Technology Service	46.29
				Total for Payment No.:		1,036.88

Payment No: 032381

Payment Date	Vendor Name	Voucher No.	Invoice No.	Description	Fund Code	Amount Paid
2025-03-07	BELL ELECTRICAL SUPPLY, INC.	00571756	5841729	FS 9	General Fund	213.39
2025-03-07	BELL ELECTRICAL SUPPLY, INC.	00571960	5834238	Christy Boxes	General Fund	258.06
				Total for Payment No.:		471.45

Payment No: 032389

Payment Date	Vendor Name	Voucher No.	Invoice No.	Description	Fund Code	Amount Paid
2025-03-07	CLUB CARE INC	00571770	128262	FTINESS PARTS	General Fund	874.09
2025-03-07	CLUB CARE INC	00571770	128262	SERVICE REPAIR	General Fund	130.81
				Total for Payment No.:		1,004.90

Payment No: 032196

Payment Date	Vendor Name	Voucher No.	Invoice No.	Description	Fund Code	Amount Paid
2025-02-14	DIANNE ANCONA	00570856	001357-202501	CLIENT 001357 SESSION #1-4	General Fund	1,000.00
				Total for Payment No.:		1,000.00

Payment No: 725054

Payment Date	Vendor Name	Voucher No.	Invoice No.	Description	Fund Code	Amount Paid
2025-02-28	NASTICH LAW, A PROFESSIONAL	00572324	1331	ADMINISTRATION CITATION HEARIN	General Fund	1,000.00
				Total for Payment No.:		1,000.00

Payment No: 724936

Payment Date	Vendor Name	Voucher No.	Invoice No.	Description	Fund Code	Amount Paid
2025-02-21	PESTEC	00571857	348843	BURROWING ANIMAL CONTROL SERVI	Solid Waste Utility-Constructi	1,000.00
				Total for Payment No.:		1,000.00

Payment No: 724981

Payment Date	Vendor Name	Voucher No.	Invoice No.	Description	Fund Code	Amount Paid
2025-02-28	SUPERIOR COURT, SANTA CLARA	00572300	1903JAN2025	BAIL ON WARRANTS	Deposit Funds.	1,000.00
				Total for Payment No.:		1,000.00

Payment No: 724816

Payment Date	Vendor Name	Voucher No.	Invoice No.	Description	Fund Code	Amount Paid
2025-02-14	JOHNSON CONTROLS FIRE	00571517	52452579	POLICE (001-7745-87600-6678)	General Fund	879.80
2025-02-14	JOHNSON CONTROLS FIRE	00571517	52452579	POLICE (001-7745-87600-6678)	General Fund	90.95
				Total for Payment No.:		970.75

Payment No: 725021

Payment Date	Vendor Name	Voucher No.	Invoice No.	Description	Fund Code	Amount Paid
2025-02-28	CORODATA RECORDS MANAGEMENT, INC	00572448	RS3690481	OFFSITE RECORDS MGMT STORAGE	General Fund	906.00
2025-02-28	CORODATA RECORDS MANAGEMENT, INC	00572447	RS7063084	OFFSITE RECORDS MGMT STORAGE	General Fund	59.50
				Total for Payment No.:		965.50

Payment No: 724855

Payment Date	Vendor Name	Voucher No.	Invoice No.	Description	Fund Code	Amount Paid
2025-02-14	VERIZON WIRELESS	00570907	6104345644	FIRE CRRD WIRELESS	General Fund	46.57
2025-02-14	VERIZON WIRELESS	00570907	6104345644	FIRE RADIOS	General Fund	76.02
2025-02-14	VERIZON WIRELESS	00570907	6104345644	FIRE CRRD WIRELESS	General Fund	232.85
2025-02-14	VERIZON WIRELESS	00570907	6104345644	FIRE CRRD WIRELESS	General Fund	232.85
2025-02-14	VERIZON WIRELESS	00570907	6104345644	FIRE CRRD WIRELESS	Fire New Dvlpmnt Srvc Fee	93.14
2025-02-14	VERIZON WIRELESS	00570907	6104345644	FIRE CRRD WIRELESS	Fire New Dvlpmnt Srvc Fee	279.42
				Total for Payment No.:		960.85

Payment No: 725082

Payment Date	Vendor Name	Voucher No.	Invoice No.	Description	Fund Code	Amount Paid
2025-02-28	WARDELL AUTO INTERIORS AND TOPS, LLC	00571377	19884	Recover 3 office chairs in Chi	General Fund	950.00
				Total for Payment No.:		950.00

Payment No: 725040

Payment Date	Vendor Name	Voucher No.	Invoice No.	Description	Fund Code	Amount Paid
2025-02-28	IMPERIAL SPRINKLER SUPPLY	00571753	0019196704-001	SUPPLIES - P&B	General Fund	940.97
				Total for Payment No.:		940.97

Payment No: 725053

Payment Date	Vendor Name	Voucher No.	Invoice No.	Description	Fund Code	Amount Paid
2025-02-28	NAPA AUTO PARTS	00571452	984471	PARTS - V3537	Fleet Operation Fund	108.91
2025-02-28	NAPA AUTO PARTS	00571651	986920	PARTS - V3351	Fleet Operation Fund	79.97
2025-02-28	NAPA AUTO PARTS	00571655	987128	CREDIT - PARTS	Fleet Operation Fund	-10.18
2025-02-28	NAPA AUTO PARTS	00571656	987131	PARTS - STOCK	Fleet Operation Fund	10.18
2025-02-28	NAPA AUTO PARTS	00571654	986882	PARTS - STOCK	Fleet Operation Fund	700.54

Payment Date	Vendor Name	Voucher No.	Invoice No.	Description	Fund Code	Amount Paid
2025-02-28	NAPA AUTO PARTS	00571652	987067	PARTS - V3150	Fleet Operation Fund	22.28
2025-02-28	NAPA AUTO PARTS	00571572	986313	PARTS - RETURNED	Fleet Operation Fund	15.56
				Total for Payment No.:		927.26

Payment No: 724863

Payment Date	Vendor Name	Voucher No.	Invoice No.	Description	Fund Code	Amount Paid
2025-02-14	WORKMAN GLOVE & SAFETY INC	00570848	49237	SUPPLIES - STREET	General Fund	922.46
				Total for Payment No.:		922.46

Payment No: 725207

Payment Date	Vendor Name	Voucher No.	Invoice No.	Description	Fund Code	Amount Paid
2025-03-07	STEVENS CREEK XPRESS CAR WASH	00571896	25-819	CAR WASH SERVICES JAN 2025	Fleet Operation Fund	920.00
				Total for Payment No.:		920.00

Payment No: 724829

Payment Date	Vendor Name	Voucher No.	Invoice No.	Description	Fund Code	Amount Paid
2025-02-14	PRODIGY PRESS INC	00570805	92841	2024 ACFR PRINTING	General Fund	747.54
2025-02-14	PRODIGY PRESS INC	00570805	92841	2023 SVP PRINTING	General Fund	171.88
				Total for Payment No.:		919.42

Payment No: 724792

Payment Date	Vendor Name	Voucher No.	Invoice No.	Description	Fund Code	Amount Paid
2025-02-14	D&M TRAFFIC SERVICES	00570741	19552	SUPPLIES - TRAFFIC	General Fund	918.46
				Total for Payment No.:		918.46

Payment No: 032334

Payment Date	Vendor Name	Voucher No.	Invoice No.	Description	Fund Code	Amount Paid
2025-02-28	MT TIRE SERVICE, LLC	00572232	34193	TIRE MAINTENANCE AND REPAIR	Fleet Operation Fund	30.00

Payment Date	Vendor Name	Voucher No.	Invoice No.	Description	Fund Code	Amount Paid
				SE		
2025-02-28	MT TIRE SERVICE, LLC	00572233	34197	TIRE MAINTENANCE AND REPAIR SE	Fleet Operation Fund	50.00
2025-02-28	MT TIRE SERVICE, LLC	00572152	33970	TIRE MAINTENANCE AND REPAIR SE	Fleet Operation Fund	30.00
2025-02-28	MT TIRE SERVICE, LLC	00572151	33929	TIRE MAINTENANCE AND REPAIR SE	Fleet Operation Fund	50.00
2025-02-28	MT TIRE SERVICE, LLC	00572228	34191	TIRE MAINTENANCE AND REPAIR SE	Fleet Operation Fund	120.00
2025-02-28	MT TIRE SERVICE, LLC	00572230	34192	TIRES	Fleet Operation Fund	420.56
2025-02-28	MT TIRE SERVICE, LLC	00572230	34192	CA TIRE TAX	Fleet Operation Fund	1.75
2025-02-28	MT TIRE SERVICE, LLC	00572219	33936	TIRE MAINTENANCE AND REPAIR SE	Fleet Operation Fund	50.00
2025-02-28	MT TIRE SERVICE, LLC	00572220	33937	TIRE MAINTENANCE AND REPAIR SE	Fleet Operation Fund	30.00
2025-02-28	MT TIRE SERVICE, LLC	00572222	34187	TIRE MAINTENANCE AND REPAIR SE	Fleet Operation Fund	60.00
2025-02-28	MT TIRE SERVICE, LLC	00572224	34188	TIRE MAINTENANCE AND REPAIR SE	Fleet Operation Fund	25.00
2025-02-28	MT TIRE SERVICE, LLC	00572226	34189	TIRE MAINTENANCE AND REPAIR SE	Fleet Operation Fund	45.00
				Total for Payment No.:		912.31

Payment No: 724965

Payment Date	Vendor Name	Voucher No.	Invoice No.	Description	Fund Code	Amount Paid
2025-02-21	VIZERGY	00571927	SIN077681	VMS Web Hosting, CMS & Analyti	Deposit Funds.	255.00
2025-02-21	VIZERGY	00571927	SIN077681	SEO Premium	Deposit Funds.	650.00
2025-02-21	VIZERGY	00571927	SIN077681	Processing Fee	Deposit Funds.	5.45
				Total for Payment No.:		910.45

Payment No: 725227

Payment Date	Vendor Name	Voucher No.	Invoice No.	Description	Fund Code	Amount Paid
2025-03-07	ZOLL DATA SYSTEMS INC	00571776	INV00193957	FIRERMS MONTHLY MAINTENANCE	General Fund	892.22
				Total for Payment No.:		892.22

Payment No: 724780

Payment Date	Vendor Name	Voucher No.	Invoice No.	Description	Fund Code	Amount Paid
2025-02-14	ALLIED AUTO STORES	00571029	01GZ3480	PARTS - V3512	Fleet Operation Fund	72.73
2025-02-14	ALLIED AUTO STORES	00571030	01GZ4098	PARTS - V3512	Fleet Operation Fund	608.89
2025-02-14	ALLIED AUTO STORES	00571031	01GZ4846	PARTS - V3125	Fleet Operation Fund	195.79
2025-02-14	ALLIED AUTO STORES	00571061	01HA0056	PARTS - V3512	Fleet Operation Fund	12.56
				Total for Payment No.:		889.97

Payment No: 725099

Payment Date	Vendor Name	Voucher No.	Invoice No.	Description	Fund Code	Amount Paid
2025-03-07	SUJATA REUTER	00572685	30493FEB2025	LCW EMPLOYMENT LAW CONFERENCE	General Fund	880.01
				Total for Payment No.:		880.01

Payment No: 724903

Payment Date	Vendor Name	Voucher No.	Invoice No.	Description	Fund Code	Amount Paid
2025-02-21	CALIFORNIA JANITORIAL SUPPLY	00571193	121961	NITRILE GLOVES	General Fund	831.57
2025-02-21	CALIFORNIA JANITORIAL SUPPLY	00571193	121961	DELIVERY	General Fund	30.56
				Total for Payment No.:		862.13

Payment No: 032283

Payment Date	Vendor Name	Voucher No.	Invoice No.	Description	Fund Code	Amount Paid
2025-02-21	TIFCO INDUSTRIES	00571428	72055866	PARTS- SHOP	Fleet Operation Fund	854.39
				Total for Payment No.:		854.39

Payment No: 725041

Payment Date	Vendor Name	Voucher No.	Invoice No.	Description	Fund Code	Amount Paid
2025-02-28	IRON MOUNTAIN	00571636	202959512	DATA STORAGE	Information Technology Service	849.92
				Total for Payment No.:		849.92

Payment No: 032368

Payment Date	Vendor Name	Voucher No.	Invoice No.	Description	Fund Code	Amount Paid
2025-03-07	ACT, A DIVISION OF CCI	00572552	0478512-IN	TRITON	Public Buildings	106.00
2025-03-07	ACT, A DIVISION OF CCI	00572552	0478512-IN	COMMUNITY RECREATION CENTER	General Fund	106.00
2025-03-07	ACT, A DIVISION OF CCI	00572552	0478512-IN	FIRE STATION 1	General Fund	106.00
2025-03-07	ACT, A DIVISION OF CCI	00572552	0478512-IN	CENTRAL LIBRARY	General Fund	106.00
2025-03-07	ACT, A DIVISION OF CCI	00572552	0478512-IN	OLD COURTHOUSE	General Fund	106.00
2025-03-07	ACT, A DIVISION OF CCI	00572552	0478512-IN	CITY HALL	General Fund	106.00
2025-03-07	ACT, A DIVISION OF CCI	00572552	0478512-IN	POLICE	General Fund	106.00
2025-03-07	ACT, A DIVISION OF CCI	00572552	0478512-IN	NORTHSIDE LIBRARY	General Fund	106.00
				Total for Payment No.:		848.00

Payment No: W25201

Payment Date	Vendor Name	Voucher No.	Invoice No.	Description	Fund Code	Amount Paid
2025-03-07	MISSIONSQUARE RETIREMENT	00572945	02/16/25-03/01/25A	WT: B2505 457 PLN CONTRIBUTION	Fringe Benefits	843.71
				Total for Payment No.:		843.71

Payment No: 724979

Payment Date	Vendor Name	Voucher No.	Invoice No.	Description	Fund Code	Amount Paid
2025-02-28	MICKEY CHABOYA	00571470	40875FEB2025	2025 FEB CWEA CSM CLASS	Sewer Utility	295.00
2025-02-28	MICKEY CHABOYA	00571470	40875FEB2025	2025 FEB CLCTN SYS MAINT CLASS	Sewer Utility	135.00
2025-02-28	MICKEY CHABOYA	00571470	40875FEB2025	2025 FEB CWEA MEMBR - CSM G1	Sewer Utility	413.00

Payment Date	Vendor Name	Voucher No.	Invoice No.	Description	Fund Code	Amount Paid
				Total for Payment No.:		843.00

Payment No: 032265

Payment Date	Vendor Name	Voucher No.	Invoice No.	Description	Fund Code	Amount Paid
2025-02-21	INTERSTATE TRAFFIC CONTROL	00571273	267927	SUPPLIES - TRAFFIC	General Fund	840.00
				Total for Payment No.:		840.00

Payment No: 032370

Payment Date	Vendor Name	Voucher No.	Invoice No.	Description	Fund Code	Amount Paid
2025-03-07	AIRGAS USA, LLC	00572052	9158457122	MEDICAL OXYGEN	General Fund	749.08
2025-03-07	AIRGAS USA, LLC	00572052	9158457122	delivery	General Fund	72.88
				Total for Payment No.:		821.96

Payment No: W25195

Payment Date	Vendor Name	Voucher No.	Invoice No.	Description	Fund Code	Amount Paid
2025-02-21	MISSIONSQUARE RETIREMENT	00572040	02/02/25-02/15/25A	WT: B2504 457 PLN CONTRIBUTION	Fringe Benefits	804.27
				Total for Payment No.:		804.27

Payment No: 725220

Payment Date	Vendor Name	Voucher No.	Invoice No.	Description	Fund Code	Amount Paid
2025-03-07	WARDELL AUTO INTERIORS AND TOPS, LLC	00571901	19895	LABOR - V#3436 WO#157127	General Fund	350.00
2025-03-07	WARDELL AUTO INTERIORS AND TOPS, LLC	00571900	19829	LABOR - V#3308 WO#19829	Fleet Operation Fund	391.50
2025-03-07	WARDELL AUTO INTERIORS AND TOPS, LLC	00571900	19829	PARTS - V#3308 WO#19829	Fleet Operation Fund	60.02
				Total for Payment No.:		801.52

Payment No: 725146

Payment Date	Vendor Name	Voucher No.	Invoice No.	Description	Fund Code	Amount Paid
2025-03-07	ESSEL TECHNOLOGY SERVICES, INC	00572565	153.25001	CITY HALL VARIOUS 538-2222-803	Public Buildings	799.00
				Total for Payment No.:		799.00

Payment No: 032390

Payment Date	Vendor Name	Voucher No.	Invoice No.	Description	Fund Code	Amount Paid
2025-03-07	COAST COUNTIES TRUCK	00571979	01240738P	PARTS - STOCK	Fleet Operation Fund	295.07
2025-03-07	COAST COUNTIES TRUCK	00571981	01240675P	PARTS - V3351	Fleet Operation Fund	390.09
2025-03-07	COAST COUNTIES TRUCK	00572182	01240703P	PARTS - V3399	Fleet Operation Fund	104.97
				Total for Payment No.:		790.13

Payment No: 032325

Payment Date	Vendor Name	Voucher No.	Invoice No.	Description	Fund Code	Amount Paid
2025-02-28	INDUSTRIAL SCIENTIFIC CORP	00572108	2798188	12 MONTH iNET USAGE FEE W/AUTO	Sewer Utility	780.18
				Total for Payment No.:		780.18

Payment No: 032387

Payment Date	Vendor Name	Voucher No.	Invoice No.	Description	Fund Code	Amount Paid
2025-03-07	CINTAS CORP #630	00571758	4220917826	UNIFORMS	General Fund	165.34
2025-03-07	CINTAS CORP #630	00571759	4219444831	UNIFORMS	General Fund	53.27
2025-03-07	CINTAS CORP #630	00571760	4220622035	UNIFORMS	General Fund	138.81
2025-03-07	CINTAS CORP #630	00571761	4213603476	UNIFORMS	General Fund	54.17
2025-03-07	CINTAS CORP #630	00572055	4221663433	UNIFORMS	General Fund	68.81
2025-03-07	CINTAS CORP #630	00572056	4221320779	UNIFORMS	General Fund	138.81
2025-03-07	CINTAS CORP #630	00572289	4220917870	UNIFORM SERVICES	General Fund	58.69
2025-03-07	CINTAS CORP #630	00572290	4221663496	UNIFORM SERVICES	General Fund	94.34
				Total for Payment No.:		772.24

Payment No: 725051

Payment Date	Vendor Name	Voucher No.	Invoice No.	Description	Fund Code	Amount Paid
2025-02-28	MOUNTAIN VIEW GARDEN CENTER	00571501	116569	1/2 YARD 6 SACK	General Fund	167.99
2025-02-28	MOUNTAIN VIEW GARDEN CENTER	00571502	115058	1/2 YARD 6 SACK	General Fund	168.00
2025-02-28	MOUNTAIN VIEW GARDEN CENTER	00571501	116569	TRAILER FEE	General Fund	109.13
2025-02-28	MOUNTAIN VIEW GARDEN CENTER	00571502	115058	1 YARD 6 SACK	General Fund	216.06
2025-02-28	MOUNTAIN VIEW GARDEN CENTER	00571502	115058	TRAILER FEE	General Fund	65.48
2025-02-28	MOUNTAIN VIEW GARDEN CENTER	00571502	115058	ENVIRONMENTAL FEE	General Fund	43.65
				Total for Payment No.:		770.31

Payment No: 032443

Payment Date	Vendor Name	Voucher No.	Invoice No.	Description	Fund Code	Amount Paid
2025-03-07	STARRZ DANCE	00572739	SC012	CHANGE ORDER #1	General Fund	766.50
				Total for Payment No.:		766.50

Payment No: 725037

Payment Date	Vendor Name	Voucher No.	Invoice No.	Description	Fund Code	Amount Paid
2025-02-28	HILTI INC	00571752	4623947794	SUPPLIES - TRAFFIC	General Fund	764.53
				Total for Payment No.:		764.53

Payment No: 032215

Payment Date	Vendor Name	Voucher No.	Invoice No.	Description	Fund Code	Amount Paid
2025-02-14	LINCOLN AQUATICS	00570738	36149353	LIQUID CHLORINE	General Fund	712.07
2025-02-14	LINCOLN AQUATICS	00570738	36149353	PESTICIDE ASSESSMENT	General Fund	10.86
2025-02-14	LINCOLN AQUATICS	00570738	36149353	FUEL SURCHARGE	General Fund	38.00
				Total for Payment No.:		760.93

Payment No: 725125

Payment Date	Vendor Name	Voucher No.	Invoice No.	Description	Fund Code	Amount Paid
2025-03-07	BAY CITY BOILER & ENGINEERING	00572567	35587	POLICE	General Fund	760.00
				Total for Payment No.:		760.00

Payment No: 725157

Payment Date	Vendor Name	Voucher No.	Invoice No.	Description	Fund Code	Amount Paid
2025-03-07	HOLLY WOOD MARRIAGE AND	00571794	0009891023-001	CLIENT 9891023 SESSIONS 1-3	General Fund	750.00
				Total for Payment No.:		750.00

Payment No: 032287

Payment Date	Vendor Name	Voucher No.	Invoice No.	Description	Fund Code	Amount Paid
2025-02-21	WAXIE SANITARY SUPPLY	00571195	83002998	WAXIE GREEN CLEANTOUCH	General Fund	740.03
				Total for Payment No.:		740.03

Payment No: 725174

Payment Date	Vendor Name	Voucher No.	Invoice No.	Description	Fund Code	Amount Paid
2025-03-07	NAPA AUTO PARTS	00572194	989018	PARTS- STOCK	Fleet Operation Fund	255.89
2025-03-07	NAPA AUTO PARTS	00572195	989039	PARTS - STOCK	Fleet Operation Fund	30.53
2025-03-07	NAPA AUTO PARTS	00572191	989161	PARTS - V2845	Fleet Operation Fund	107.14
2025-03-07	NAPA AUTO PARTS	00572192	989127	PARTS - RETURNED	Fleet Operation Fund	91.96
2025-03-07	NAPA AUTO PARTS	00572193	989210	PARTS - V3293	Fleet Operation Fund	11.85
2025-03-07	NAPA AUTO PARTS	00571790	987300	PARTS - STOCK	Fleet Operation Fund	45.81
2025-03-07	NAPA AUTO PARTS	00571791	987508	PARTS - STOCK	Fleet Operation Fund	55.59
2025-03-07	NAPA AUTO PARTS	00571792	987481	PARTS - V3719	Fleet Operation Fund	4.85
2025-03-07	NAPA AUTO PARTS	00571881	987697	PARTS - V#3564	Fleet Operation Fund	14.70
2025-03-07	NAPA AUTO PARTS	00571883	987706	PARTS - SHOP	Fleet Operation Fund	21.93
2025-03-07	NAPA AUTO PARTS	00571985	987880	PARTS - V3183	Fleet Operation Fund	72.74
2025-03-07	NAPA AUTO PARTS	00571986	987879	PARTS - V3183	Fleet Operation Fund	9.30
2025-03-07	NAPA AUTO PARTS	00571984	987876	PARTS - V3540	Fleet Operation Fund	16.77

Payment Date	Vendor Name	Voucher No.	Invoice No.	Description	Fund Code	Amount Paid
				Total for Payment No.:		739.06

Payment No: 032436

Payment Date	Vendor Name	Voucher No.	Invoice No.	Description	Fund Code	Amount Paid
2025-03-07	[redacted]	00572676	57160	LEGAL SERVICES - CHANGE ORDER	[redacted]	735.00
				Total for Payment No.:		735.00

Payment No: 725208

Payment Date	Vendor Name	Voucher No.	Invoice No.	Description	Fund Code	Amount Paid
2025-03-07	SUNNYVALE FORD	00572200	252789	PARTS - STOCK	Fleet Operation Fund	417.51
2025-03-07	SUNNYVALE FORD	00572201	252830	PARTS - V3569	Fleet Operation Fund	60.43
2025-03-07	SUNNYVALE FORD	00572199	252160	PARTS - V3472	Fleet Operation Fund	210.83
2025-03-07	SUNNYVALE FORD	00571899	252429	PARTS - V#3494	Fleet Operation Fund	42.10
				Total for Payment No.:		730.87

Payment No: 724908

Payment Date	Vendor Name	Voucher No.	Invoice No.	Description	Fund Code	Amount Paid
2025-02-21	DAVID'S RALLY WHEELS, INC.	00571040	97093	PARTS - FLEET STOCK	Fleet Operation Fund	337.75
2025-02-21	DAVID'S RALLY WHEELS, INC.	00571041	97060	PARTS - FLEET STOCK	Fleet Operation Fund	382.75
				Total for Payment No.:		720.50

Payment No: 032231

Payment Date	Vendor Name	Voucher No.	Invoice No.	Description	Fund Code	Amount Paid
2025-02-14	TECHNOLOGY, ENGINEERING & CONSTRUCTION	00571713	212187	AST AND UST FUEL STORAGE TANK	Fleet Operation Fund	250.00
2025-02-14	TECHNOLOGY, ENGINEERING & CONSTRUCTION	00571716	212188	AST AND UST FUEL STORAGE TANK	Fleet Operation Fund	466.28
				Total for Payment No.:		716.28

Payment No: 724847

Payment Date	Vendor Name	Voucher No.	Invoice No.	Description	Fund Code	Amount Paid
2025-02-14	STRYKER	00571580	9208312716	11996-000519 LNCS-II Reusable	Fire Department	679.08
2025-02-14	STRYKER	00571580	9208312716	Freight/Shipping	Fire Department	24.89
				Total for Payment No.:		703.97

Payment No: 725133

Payment Date	Vendor Name	Voucher No.	Invoice No.	Description	Fund Code	Amount Paid
2025-03-07	CARAHSOFT TECHNOLOGY CORP	00572834	IN1890289	G-WIZ/GRAY QUARTER (YEARS 1-3)	Building New Dvlpmnt Srvc Fee	688.87
				Total for Payment No.:		688.87

Payment No: 032412

Payment Date	Vendor Name	Voucher No.	Invoice No.	Description	Fund Code	Amount Paid
2025-03-07	KIMLEY-HORN AND ASSOC INC	00572539	30382326	INTELLIGENT TRANSPORTATION SYS	Streets and Highways Capital F	680.00
				Total for Payment No.:		680.00

Payment No: 725143

Payment Date	Vendor Name	Voucher No.	Invoice No.	Description	Fund Code	Amount Paid
2025-03-07	DUNN-EDWARDS CORP	00571861	2011A18051	PAINT SUPPLIES	General Fund	105.21
2025-03-07	DUNN-EDWARDS CORP	00571892	2011A17897	PAINTING SUPPLIES	General Fund	567.00
				Total for Payment No.:		672.21

Payment No: 724818

Payment Date	Vendor Name	Voucher No.	Invoice No.	Description	Fund Code	Amount Paid
2025-02-14	[redacted]	00571669	284915	LEGAL SERVICES - CHANGE ORDER	[redacted]	618.00
2025-02-14	[redacted]	00571667	284914	LEGAL SERVICES - CHANGE ORDER	[redacted]	41.50
				Total for Payment No.:		659.50

Payment No: 725110

Payment Date	Vendor Name	Voucher No.	Invoice No.	Description	Fund Code	Amount Paid
2025-03-07	CA FRANCHISE TAX BOARD	00572940	02/16/25-03/01/25LF	WAGE ATTACHMENT	Payroll Liability&ClearingAcct	650.00
				Total for Payment No.:		650.00

Payment No: 724877

Payment Date	Vendor Name	Voucher No.	Invoice No.	Description	Fund Code	Amount Paid
2025-02-21	CA FRANCHISE TAX BOARD	00572020	02/02/25-02/15/25LF	WAGE ATTACHMENT B2504	Payroll Liability&ClearingAcct	650.00
				Total for Payment No.:		650.00

Payment No: 725188

Payment Date	Vendor Name	Voucher No.	Invoice No.	Description	Fund Code	Amount Paid
2025-03-07	PINE CONE LUMBER CO	00571873	261201	DISCOUNT	General Fund	-0.04
2025-03-07	PINE CONE LUMBER CO	00571874	261200	DISCOUNT	General Fund	-6.38
2025-03-07	PINE CONE LUMBER CO	00571874	261200	LUMBER	General Fund	637.50
2025-03-07	PINE CONE LUMBER CO	00571873	261201	LUMBER	General Fund	4.76
				Total for Payment No.:		635.84

Payment No: 725203

Payment Date	Vendor Name	Voucher No.	Invoice No.	Description	Fund Code	Amount Paid
2025-03-07	SHAW HR CONSULTING INC	00572805	013070	Interactive Process and Relate	General Fund	165.00
2025-03-07	SHAW HR CONSULTING INC	00572806	013271	Interactive Process and Relate	General Fund	467.50
				Total for Payment No.:		632.50

Payment No: 724939

Payment Date	Vendor Name	Voucher No.	Invoice No.	Description	Fund Code	Amount Paid
2025-02-21	PITNEY BOWES	00571924	1026944880	SUPPLIES	General Fund	626.02
				Total for Payment No.:		626.02

Payment No: 032437

Payment Date	Vendor Name	Voucher No.	Invoice No.	Description	Fund Code	Amount Paid
2025-03-07	SAN JOSE MAILING	00572092	7974	SOUTH OF FOREST NTCP	Streets and Highways Capital F	477.97
2025-03-07	SAN JOSE MAILING	00572092	7974	NON TAXABLE	Streets and Highways Capital F	147.32
				Total for Payment No.:		625.29

Payment No: 724748

Payment Date	Vendor Name	Voucher No.	Invoice No.	Description	Fund Code	Amount Paid
2025-02-14	CALIFORNIA DEPT OF PUBLIC HEALTH	00571414	26744FEB2025	2025 WATER HAULER LICNSE FEE	Water Utility	619.00
				Total for Payment No.:		619.00

Payment No: 725102

Payment Date	Vendor Name	Voucher No.	Invoice No.	Description	Fund Code	Amount Paid
2025-03-07	SEAN OHARE	00561920	52705-04 UTILITY REFUND	UTILITY REFUND	General Fund	614.09
				Total for Payment No.:		614.09

Payment No: 725060

Payment Date	Vendor Name	Voucher No.	Invoice No.	Description	Fund Code	Amount Paid
2025-02-28	REGENTS OF THE UNIV OF CALIF	00572335	IN00244897	LEGAL REFERENCES JAN 2025	General Fund	612.05
				Total for Payment No.:		612.05

Payment No: 032319

Payment Date	Vendor Name	Voucher No.	Invoice No.	Description	Fund Code	Amount Paid
2025-02-28	GREEN HALO SYSTEMS	00572326	5476	OPTION 3: 5/1/24 - 4/30/25 WAS	Solid Waste Program	611.00
				Total for Payment No.:		611.00

Payment No: 724971

Payment Date	Vendor Name	Voucher No.	Invoice No.	Description	Fund Code	Amount Paid
2025-02-28	BAY AREA AIR QUALITY	00571542	T181342	2025 JAN CENTENIAL ANUAL PERMT	Water Utility	603.00
				Total for Payment No.:		603.00

Payment No: 724928

Payment Date	Vendor Name	Voucher No.	Invoice No.	Description	Fund Code	Amount Paid
2025-02-21	KIDS UNFILTERED, INC.	00571390	2670	CLIENT 001 SESSION #1-4	General Fund	600.00
				Total for Payment No.:		600.00

Payment No: 032208

Payment Date	Vendor Name	Voucher No.	Invoice No.	Description	Fund Code	Amount Paid
2025-02-14	HI-TECH EMERGENCY VEHICLE SERVICE INC	00570687	180903	PARTS - V3464	Fleet Operation Fund	593.63
				Total for Payment No.:		593.63

Payment No: 725111

Payment Date	Vendor Name	Voucher No.	Invoice No.	Description	Fund Code	Amount Paid
2025-03-07	US TREASURY	00572941	02/16/25-03/01/25ND	WAGE ATTACHMENT	Payroll Liability&ClearingAcct	570.36
				Total for Payment No.:		570.36

Payment No: 032425

Payment Date	Vendor Name	Voucher No.	Invoice No.	Description	Fund Code	Amount Paid
2025-03-07	MUNISERVICES LLC	00572662	INV06-020353	SALES, USE AND TRANSACTIONS TA	General Fund	564.14
				Total for Payment No.:		564.14

Payment No: 724874

Payment Date	Vendor Name	Voucher No.	Invoice No.	Description	Fund Code	Amount Paid
2025-02-21	SARAH KEITH	00571922	40105FEB2025	Travel reimbursement	General Fund	563.00

Payment Date	Vendor Name	Voucher No.	Invoice No.	Description	Fund Code	Amount Paid
				Total for Payment No.:		563.00

Payment No: 724984

Payment Date	Vendor Name	Voucher No.	Invoice No.	Description	Fund Code	Amount Paid
2025-02-28	BAILEY, VIRGINIA	00572135	83047-01 UTILITY REFUND	UTILITY REFUND	General Fund	562.67
				Total for Payment No.:		562.67

Payment No: 032226

Payment Date	Vendor Name	Voucher No.	Invoice No.	Description	Fund Code	Amount Paid
2025-02-14	[redacted]	00571671	57162	LEGAL SERVICES	[redacted]	553.00
				Total for Payment No.:		553.00

Payment No: 725012

Payment Date	Vendor Name	Voucher No.	Invoice No.	Description	Fund Code	Amount Paid
2025-02-28	BRUCE LEONTI	00571528	41736FEB2025	Plumbing Permit refund	Building New Dvlpmnt Srvc Fee	184.00
2025-02-28	BRUCE LEONTI	00571528	41736FEB2025	Electric Permit refund	Building New Dvlpmnt Srvc Fee	184.00
2025-02-28	BRUCE LEONTI	00571528	41736FEB2025	Mechanical Permit refund	Building New Dvlpmnt Srvc Fee	184.00
				Total for Payment No.:		552.00

Payment No: 725141

Payment Date	Vendor Name	Voucher No.	Invoice No.	Description	Fund Code	Amount Paid
2025-03-07	DAVID TAUSSIG AND ASSOC, INC.	00572653	2501092	COMMUNITY FACILITIES DISTRICT	General Fund	550.00
				Total for Payment No.:		550.00

Payment No: 032440

Payment Date	Vendor Name	Voucher No.	Invoice No.	Description	Fund Code	Amount Paid
2025-03-07	SMITH-EMERY OF SAN FRANCISCO,	00572824	739642-1	MATERIALS TESTING AND SPECIAL	PW Capital Proj ManagementFund	547.80
				Total for Payment No.:		547.80

Payment No: 725088

Payment Date	Vendor Name	Voucher No.	Invoice No.	Description	Fund Code	Amount Paid
2025-03-07	CHRISTINA COSCE	00572629	PRCK#90785,90849,91593,91756	Escheated Original CK 701361	General Fund	535.56
				Total for Payment No.:		535.56

Payment No: 724810

Payment Date	Vendor Name	Voucher No.	Invoice No.	Description	Fund Code	Amount Paid
2025-02-14	HILTI INC	00570842	4623938252	SUPPLIES - TRAFFIC	General Fund	533.61
				Total for Payment No.:		533.61

Payment No: 724937

Payment Date	Vendor Name	Voucher No.	Invoice No.	Description	Fund Code	Amount Paid
2025-02-21	PET FOOD EXPRESS	00571345	136-2501SN	K9 Brock supplies	General Fund	157.46
2025-02-21	PET FOOD EXPRESS	00571346	140-2501SN	K9 Brock supplies	General Fund	157.46
2025-02-21	PET FOOD EXPRESS	00571347	157-2501SN	K9 Brock supplies	General Fund	157.46
2025-02-21	PET FOOD EXPRESS	00571348	15-2501SN	K9 Vander supplies	General Fund	60.68
				Total for Payment No.:		533.06

Payment No: 725019

Payment Date	Vendor Name	Voucher No.	Invoice No.	Description	Fund Code	Amount Paid
2025-02-28	CONTRA COSTA CO SHERIFF DEPT	00570983	724FEB2025A	TRAINING REGISTRATION	General Fund	164.00
2025-02-28	CONTRA COSTA CO SHERIFF DEPT	00570981	724FEB2025	TRAINING REGISTRATION	General Fund	365.00
				Total for Payment No.:		529.00

Payment No: 725140

Payment Date	Vendor Name	Voucher No.	Invoice No.	Description	Fund Code	Amount Paid
2025-03-07	DANA SAFETY SUPPLY, INC	00572183	946883	PARTS - V3726	Vehicle Replacement Fund	506.34
				Total for Payment No.:		506.34

Payment No: 032453

Payment Date	Vendor Name	Voucher No.	Invoice No.	Description	Fund Code	Amount Paid
2025-03-07	UNITY COURIER SERVICES, INC	00571944	18210	LINK + DELIVERY	General Fund	251.28
2025-03-07	UNITY COURIER SERVICES, INC	00572042	18764	LINK + DELIVERY	General Fund	253.67
				Total for Payment No.:		504.95

Payment No: 032286

Payment Date	Vendor Name	Voucher No.	Invoice No.	Description	Fund Code	Amount Paid
2025-02-21	UNITY COURIER SERVICES, INC	00571035	17083	LINK + DELIVERY	General Fund	251.28
2025-02-21	UNITY COURIER SERVICES, INC	00571192	17633	LINK + DELIVERY	General Fund	251.28
				Total for Payment No.:		502.56

Payment No: 032177

Payment Date	Vendor Name	Voucher No.	Invoice No.	Description	Fund Code	Amount Paid
2025-02-14	ALEKSANDRA SOYKIN, PHD	00570857	100-6	CLIENT 100 SESSION #1-2	General Fund	500.00
				Total for Payment No.:		500.00

Payment No: 032250

Payment Date	Vendor Name	Voucher No.	Invoice No.	Description	Fund Code	Amount Paid
2025-02-21	CDH COUNSELING SERVICES, PLLC	00571382	317	CLIENT SCFD1001 SESSIONS #1-2	General Fund	500.00
				Total for Payment No.:		500.00

Payment No: 724871

Payment Date	Vendor Name	Voucher No.	Invoice No.	Description	Fund Code	Amount Paid
2025-02-21	PAUL POLACEK	00571239	32317JAN2025	CASp Certification	Building Fee Admin Retainage	500.00
				Total for Payment No.:		500.00

Payment No: 724754

Payment Date	Vendor Name	Voucher No.	Invoice No.	Description	Fund Code	Amount Paid
2025-02-14	JEFF SHULTZ	00570803	25992JAN2025	CASp Registration reimburse	Building Fee Admin Retainage	500.00
				Total for Payment No.:		500.00

Payment No: 724756

Payment Date	Vendor Name	Voucher No.	Invoice No.	Description	Fund Code	Amount Paid
2025-02-14	KONSTANTIN KHEYFETS	00570802	26325JAN2025	CASp Certification reimburse	Building Fee Admin Retainage	500.00
				Total for Payment No.:		500.00

Payment No: 724757

Payment Date	Vendor Name	Voucher No.	Invoice No.	Description	Fund Code	Amount Paid
2025-02-14	MARK PRZYBUS	00570801	39543JAN2025	CASp Certification reimburse	Building Fee Admin Retainage	500.00
				Total for Payment No.:		500.00

Payment No: 725009

Payment Date	Vendor Name	Voucher No.	Invoice No.	Description	Fund Code	Amount Paid
2025-02-28	BPS TACTICAL INC.	00571381	25010199	Outer Vest	Police Operating Grant Fund	500.00
				Total for Payment No.:		500.00

Payment No: 725085

Payment Date	Vendor Name	Voucher No.	Invoice No.	Description	Fund Code	Amount Paid
2025-02-28	YONGXI SHI	00571342	41730FEB2025	reimb tow fees for citizen	General Fund	493.75

Payment Date	Vendor Name	Voucher No.	Invoice No.	Description	Fund Code	Amount Paid
				Total for Payment No.:		493.75

Payment No: 724986

Payment Date	Vendor Name	Voucher No.	Invoice No.	Description	Fund Code	Amount Paid
2025-02-28	FABELA, ANTONIA P	00572134	85524-01 UTILITY REFUND	UTILITY REFUND	General Fund	492.23
				Total for Payment No.:		492.23

Payment No: 032217

Payment Date	Vendor Name	Voucher No.	Invoice No.	Description	Fund Code	Amount Paid
2025-02-14	MIDWEST TAPE LLC	00570658	506607879	1235 AD DVD	General Fund	70.85
2025-02-14	MIDWEST TAPE LLC	00570658	506607879	1241 AD DVD	General Fund	19.62
2025-02-14	MIDWEST TAPE LLC	00570658	506607879	1231 JUV DVD	General Fund	94.83
2025-02-14	MIDWEST TAPE LLC	00570661	506629284	1241 AD DVD	General Fund	16.35
2025-02-14	MIDWEST TAPE LLC	00570662	506629285	1241 AD ABK	General Fund	150.51
2025-02-14	MIDWEST TAPE LLC	00570658	506607879	1241 AD ABK	General Fund	133.08
				Total for Payment No.:		485.24

Payment No: 725022

Payment Date	Vendor Name	Voucher No.	Invoice No.	Description	Fund Code	Amount Paid
2025-02-28	CRESCO EQUIPMENT RENTALS	00571567	6326516-0001	PARTS - V3307	Fleet Operation Fund	401.52
				Total for Payment No.:		401.52

Payment No: 032185

Payment Date	Vendor Name	Voucher No.	Invoice No.	Description	Fund Code	Amount Paid
2025-02-14	BOUND TREE MEDICAL LLC	00571577	85638507	BOUDNTREE EMS SUPPLIES FY23-24	General Fund	454.95
2025-02-14	BOUND TREE MEDICAL LLC	00571577	85638507	BOUDNTREE EMS SUPPLIES FY23-24	General Fund	13.03

Payment Date	Vendor Name	Voucher No.	Invoice No.	Description	Fund Code	Amount Paid
				Total for Payment No.:		467.98

Payment No: 725205

Payment Date	Vendor Name	Voucher No.	Invoice No.	Description	Fund Code	Amount Paid
2025-03-07	SMART CITY NETWORKS, L.P.	00572859	070-101-10-2024	PHONE SET UP FOR DMO EMPLOYEES	Deposit Funds.	463.80
				Total for Payment No.:		463.80

Payment No: 724987

Payment Date	Vendor Name	Voucher No.	Invoice No.	Description	Fund Code	Amount Paid
2025-02-28	JEN-LUNG TSENG	00572133	79156-01 UTILITY REFUNDB	UTILITY REFUND	General Fund	461.26
				Total for Payment No.:		461.26

Payment No: 725158

Payment Date	Vendor Name	Voucher No.	Invoice No.	Description	Fund Code	Amount Paid
2025-03-07	HOYA OPTICAL LABS OF AMERICA, INC.	00572150	02063107	C. Blandford Safety Glasses	General Fund	137.26
2025-03-07	HOYA OPTICAL LABS OF AMERICA, INC.	00572150	02063107	C. Blandford Dispensing Fee	General Fund	28.00
2025-03-07	HOYA OPTICAL LABS OF AMERICA, INC.	00572144	02071073	H. Cabada Safety Glasses	General Fund	145.46
2025-03-07	HOYA OPTICAL LABS OF AMERICA, INC.	00572144	02071073	H. Cabada Dispensing Fee	General Fund	28.00
2025-03-07	HOYA OPTICAL LABS OF AMERICA, INC.	00572146	02071072	H. Cabada Safety Glasses	General Fund	88.59
2025-03-07	HOYA OPTICAL LABS OF AMERICA, INC.	00572146	02071072	H. Cabada Dispensing Fee	General Fund	28.00
				Total for Payment No.:		455.31

Payment No: 725062

Payment Date	Vendor Name	Voucher No.	Invoice No.	Description	Fund Code	Amount Paid
2025-02-28	ROYAL BRASS INC	00571575	00352679	PARTS - V2832	Fleet Operation Fund	454.28
				Total for Payment No.:		454.28

Payment No: 725070

Payment Date	Vendor Name	Voucher No.	Invoice No.	Description	Fund Code	Amount Paid
2025-02-28	STANDARD PLUMBING SUPPLY CO	00571500	YBP403	OPTIMA PLUS CLOSET	General Fund	454.08
				Total for Payment No.:		454.08

Payment No: 724892

Payment Date	Vendor Name	Voucher No.	Invoice No.	Description	Fund Code	Amount Paid
2025-02-21	ALLIED AUTO STORES	00571370	01HA1623	PARTS - V3517	Fleet Operation Fund	58.09
2025-02-21	ALLIED AUTO STORES	00571368	01HA3731	PARTS - V3517	Fleet Operation Fund	351.80
2025-02-21	ALLIED AUTO STORES	00571369	01HA2967	PARTS - V3517	Fleet Operation Fund	42.55
				Total for Payment No.:		452.44

Payment No: 725020

Payment Date	Vendor Name	Voucher No.	Invoice No.	Description	Fund Code	Amount Paid
2025-02-28	CORE & MAIN LP	00572380	W365321	CAP, MJ, TAPPED, 10INX2IN DI C	Water Utility Construction	449.60
				Total for Payment No.:		449.60

Payment No: 032340

Payment Date	Vendor Name	Voucher No.	Invoice No.	Description	Fund Code	Amount Paid
2025-02-28	OMEGA INDUSTRIAL SUPPLY INC	00571492	161549	TERMINATOR- BOX OF 24	General Fund	422.31
2025-02-28	OMEGA INDUSTRIAL SUPPLY INC	00571492	161549	SHIPPING	General Fund	25.73
				Total for Payment No.:		448.04

Payment No: 724917

Payment Date	Vendor Name	Voucher No.	Invoice No.	Description	Fund Code	Amount Paid
2025-02-21	FLEETPRIDE, INC.	00571409	123231289	PARTS - V3158	Fleet Operation Fund	146.39
2025-02-21	FLEETPRIDE, INC.	00571060	123073403	PARTS - V3027	Fleet Operation Fund	298.56
				Total for Payment No.:		444.95

Payment No: 032306

Payment Date	Vendor Name	Voucher No.	Invoice No.	Description	Fund Code	Amount Paid
2025-02-28	COAST COUNTIES TRUCK	00571566	01240230P	PARTS - STOCK	Fleet Operation Fund	184.78
2025-02-28	COAST COUNTIES TRUCK	00571446	01240122P	PARTS - V3716	Fleet Operation Fund	210.10
2025-02-28	COAST COUNTIES TRUCK	00571640	01240407P	PARTS - V3364	Fleet Operation Fund	49.47
				Total for Payment No.:		444.35

Payment No: 032408

Payment Date	Vendor Name	Voucher No.	Invoice No.	Description	Fund Code	Amount Paid
2025-03-07	JP GRAPHICS INC	00572266	105548	LEAVE REQUEST FORMS	General Fund	439.66
				Total for Payment No.:		439.66

Payment No: 724962

Payment Date	Vendor Name	Voucher No.	Invoice No.	Description	Fund Code	Amount Paid
2025-02-21	UNITED SITE SERVICES INC	00571200	INV-5099143	PORTABLE RESTROOM RENT nontax	General Fund	198.20
2025-02-21	UNITED SITE SERVICES INC	00571200	INV-5099143	PORTABLE RESTROOM RENT TAX	General Fund	231.78
				Total for Payment No.:		429.98

Payment No: 032279

Payment Date	Vendor Name	Voucher No.	Invoice No.	Description	Fund Code	Amount Paid
2025-02-21	PENINSULA BUILDING MATERIALS	00571276	235967	SUPPLIES - STORM	General Fund	425.59
				Total for Payment No.:		425.59

Payment No: 724980

Payment Date	Vendor Name	Voucher No.	Invoice No.	Description	Fund Code	Amount Paid
2025-02-28	SHANE ALVAREZ	00571469	38158FEB2025	2025 FEB AMRCN COLLGE CLASS	Water Utility	349.99
2025-02-28	SHANE ALVAREZ	00571469	38158FEB2025	2025 FEB WDO GRADE D2 APPLICTN	Water Utility	65.00
				Total for Payment No.:		414.99

Payment No: 032365

Payment Date	Vendor Name	Voucher No.	Invoice No.	Description	Fund Code	Amount Paid
2025-03-07	INTL FIREFIGHTERS LOCAL 1171	00572944	02/02/25-03/01/25	RETIRED FIRE MEDICAL BENEFITS	Payroll Liability&ClearingAcct	405.00
				Total for Payment No.:		405.00

Payment No: 032192

Payment Date	Vendor Name	Voucher No.	Invoice No.	Description	Fund Code	Amount Paid
2025-02-14	CLEARSTAR, INC.	00571081	1530847	2 management backgrounds	General Fund	207.97
				Total for Payment No.:		207.97

Payment No: 724866

Payment Date	Vendor Name	Voucher No.	Invoice No.	Description	Fund Code	Amount Paid
2025-02-21	CONRAD REYNOLDS	00571969	2299FEB2025	TOOL REIMBURSEMENT FY 24-25	Fleet Operation Fund	170.44
2025-02-21	CONRAD REYNOLDS	00571817	2299JAN2025A	TOOL REIMBURSEMENT FY 24-25	Fleet Operation Fund	219.46
				Total for Payment No.:		389.90

Payment No: 724856

Payment Date	Vendor Name	Voucher No.	Invoice No.	Description	Fund Code	Amount Paid
2025-02-14	VERIZON WIRELESS	00570908	6104345645	CDD/BLDG DIV WIRELESS	Building New Dvlpmnt Srvc Fee	40.44
2025-02-14	VERIZON WIRELESS	00570908	6104345645	DPW/STREET WIRELESS	General Fund	82.01
2025-02-14	VERIZON WIRELESS	00570908	6104345645	DPW/STREET WIRELESS	General Fund	80.88
2025-02-14	VERIZON WIRELESS	00570908	6104345645	DPW/STREET WIRELESS	General Fund	20.22

Payment Date	Vendor Name	Voucher No.	Invoice No.	Description	Fund Code	Amount Paid
2025-02-14	VERIZON WIRELESS	00570908	6104345645	CMO LAPTOP WIRELESS	General Fund	20.22
2025-02-14	VERIZON WIRELESS	00570908	6104345645	PARKS/SR CENTER WIRELESS	General Fund	41.57
2025-02-14	VERIZON WIRELESS	00570908	6104345645	WATER/SEWER WIRELESS	Sewer Utility	83.14
				Total for Payment No.:		368.48

Payment No: 724882

Payment Date	Vendor Name	Voucher No.	Invoice No.	Description	Fund Code	Amount Paid
2025-02-21	COURT ORDER DEBT COLLECTIONS	00572025	02/02/25-02/15/25AL	WAGE ATTACHMENT B2504	Payroll Liability&ClearingAcct	368.33
				Total for Payment No.:		368.33

Payment No: 032257

Payment Date	Vendor Name	Voucher No.	Invoice No.	Description	Fund Code	Amount Paid
2025-02-21	GARDENLAND POWER EQUIPMENT	00571290	1151022	LABOR - P&B	General Fund	164.23
2025-02-21	GARDENLAND POWER EQUIPMENT	00571290	1151022	SUPPLIES - P&B	General Fund	204.09
				Total for Payment No.:		368.32

Payment No: 724944

Payment Date	Vendor Name	Voucher No.	Invoice No.	Description	Fund Code	Amount Paid
2025-02-21	SAFETY-KLEEN SYSTEMS INC	00571107	96248842	SERVICE - HAZ MAT	Fleet Operation Fund	367.00
				Total for Payment No.:		367.00

Payment No: 724869

Payment Date	Vendor Name	Voucher No.	Invoice No.	Description	Fund Code	Amount Paid
2025-02-21	NATHAN JAMORABON	00571919	40886JAN2025A	IN-SERVICE TOOL REIMBURSEMENT	Fleet Operation Fund	272.92
2025-02-21	NATHAN JAMORABON	00571966	40886FEB2025	A7-HEATING AND AIR CONDITIONIN	Fleet Operation Fund	93.00
				Total for Payment No.:		365.92

Payment No: 032304

Payment Date	Vendor Name	Voucher No.	Invoice No.	Description	Fund Code	Amount Paid
2025-02-28	CITY OF SAN JOSE	00571543	23009023	2025 NOV-JAN WATER METER CHARG	Water Utility	360.72
				Total for Payment No.:		360.72

Payment No: 724762

Payment Date	Vendor Name	Voucher No.	Invoice No.	Description	Fund Code	Amount Paid
2025-02-14	DOOYOUNG KIM	00565462	38932-09 UTILITY REFUND	UTILITY REFUND	General Fund	350.61
				Total for Payment No.:		350.61

Payment No: 725211

Payment Date	Vendor Name	Voucher No.	Invoice No.	Description	Fund Code	Amount Paid
2025-03-07	TELEPATH CORPORATION	00572062	SI-268518	February Airtime Service	General Fund	350.00
				Total for Payment No.:		350.00

Payment No: 724749

Payment Date	Vendor Name	Voucher No.	Invoice No.	Description	Fund Code	Amount Paid
2025-02-14	CARLO CALUPAD	00571563	37054JAN2025	SHOT SHOW 2025	General Fund	347.30
				Total for Payment No.:		347.30

Payment No: 725164

Payment Date	Vendor Name	Voucher No.	Invoice No.	Description	Fund Code	Amount Paid
2025-03-07	JOHNSON CONTROLS FIRE	00572548	24524496	CORP YARD (001-2911-87600)	General Fund	340.00
				Total for Payment No.:		340.00

Payment No: W25194

Payment Date	Vendor Name	Voucher No.	Invoice No.	Description	Fund Code	Amount Paid
2025-02-21	MISSIONSQUARE RETIREMENT	00572039	02/02/25-02/15/25	WT: B2504 401 (A) PLAN CONTRIB	Fringe Benefits	330.77
				Total for Payment No.:		330.77

Payment No: W25200

Payment Date	Vendor Name	Voucher No.	Invoice No.	Description	Fund Code	Amount Paid
2025-03-07	MISSIONSQUARE RETIREMENT	00572943	02/16/25-03/01/25	WT: B2505 401 (A) PLAN CONTRIB	Fringe Benefits	330.77
				Total for Payment No.:		330.77

Payment No: 725153

Payment Date	Vendor Name	Voucher No.	Invoice No.	Description	Fund Code	Amount Paid
2025-03-07	HALREC INC	00571898	248561-1	PARTS - V#3550	Fleet Operation Fund	330.68
				Total for Payment No.:		330.68

Payment No: 032414

Payment Date	Vendor Name	Voucher No.	Invoice No.	Description	Fund Code	Amount Paid
2025-03-07	LEHR	00571787	SI114932	PARTS - STOCK	Fleet Operation Fund	320.48
				Total for Payment No.:		320.48

Payment No: 032277

Payment Date	Vendor Name	Voucher No.	Invoice No.	Description	Fund Code	Amount Paid
2025-02-21	MT TIRE SERVICE, LLC	00571822	33930	TIRES	Fleet Operation Fund	316.46
2025-02-21	MT TIRE SERVICE, LLC	00571822	33930	CA TIRE TAX	Fleet Operation Fund	3.50
				Total for Payment No.:		319.96

Payment No: 724846

Payment Date	Vendor Name	Voucher No.	Invoice No.	Description	Fund Code	Amount Paid
2025-02-14	STEVENS CREEK CHRYSLER JEEP	00570695	386115	PARTS - V3693	Vehicle Replacement Fund	310.08
				Total for Payment No.:		310.08

Payment No: 032454

Payment Date	Vendor Name	Voucher No.	Invoice No.	Description	Fund Code	Amount Paid
2025-03-07	UNIVERSAL SITE SERVICES	00572889	147509	SWEEPING SERVICES - TASMAN PAR	General Fund	300.00

Payment Date	Vendor Name	Voucher No.	Invoice No.	Description	Fund Code	Amount Paid
				Total for Payment No.:		300.00

Payment No: 725011

Payment Date	Vendor Name	Voucher No.	Invoice No.	Description	Fund Code	Amount Paid
2025-02-28	BRINK'S INCORPORATED	00571676	12829722	ARMORED COURIER SERVICE	General Fund	294.95
				Total for Payment No.:		294.95

Payment No: 724975

Payment Date	Vendor Name	Voucher No.	Invoice No.	Description	Fund Code	Amount Paid
2025-02-28	JASON GUZMAN	00572384	33191OCT2022A	Escheated Original CK 707973	General Fund	42.00
2025-02-28	JASON GUZMAN	00572370	33191APR2022A	Escheated Original CK 704398	General Fund	252.00
				Total for Payment No.:		294.00

Payment No: 724848

Payment Date	Vendor Name	Voucher No.	Invoice No.	Description	Fund Code	Amount Paid
2025-02-14	SUNNYVALE FORD	00570693	251388	PARTS - V3533	Fleet Operation Fund	109.75
2025-02-14	SUNNYVALE FORD	00570693	251388	BATTERY FEE - V3533	Fleet Operation Fund	2.18
2025-02-14	SUNNYVALE FORD	00570694	251301	PARTS - STOCK	Fleet Operation Fund	180.58
				Total for Payment No.:		292.51

Payment No: 724966

Payment Date	Vendor Name	Voucher No.	Invoice No.	Description	Fund Code	Amount Paid
2025-02-21	WEIHONG YANG	00571378	41731FEB2025	Bldg Plan Review	Building New Dvlpmnt Srvc Fee	249.19
2025-02-21	WEIHONG YANG	00571378	41731FEB2025	Add. Plan Check Bldg	Building New Dvlpmnt Srvc Fee	30.87
2025-02-21	WEIHONG YANG	00571378	41731FEB2025	Tech Fee - PC BDIV & Permit	General Fund	8.40
				Total for Payment No.:		288.46

Payment No: 032403

Payment Date	Vendor Name	Voucher No.	Invoice No.	Description	Fund Code	Amount Paid
2025-03-07	HI-TECH EMERGENCY VEHICLE SERVICE INC	00571982	181143	PARTS - STOCK	Fleet Operation Fund	272.04
				Total for Payment No.:		272.04

Payment No: 724857

Payment Date	Vendor Name	Voucher No.	Invoice No.	Description	Fund Code	Amount Paid
2025-02-14	VERIZON WIRELESS	00570909	6104351861	FINANCE/MUNI SVCS WIRELESS	General Fund	271.96
				Total for Payment No.:		271.96

Payment No: 725094

Payment Date	Vendor Name	Voucher No.	Invoice No.	Description	Fund Code	Amount Paid
2025-03-07	METLIFE INDIVIDUAL LONG TERM	00572946	19647956MAR2025	BIWEEKLY PR METLIFE LONG TERM	Payroll Liability&ClearingAcct	266.60
				Total for Payment No.:		266.60

Payment No: 725000

Payment Date	Vendor Name	Voucher No.	Invoice No.	Description	Fund Code	Amount Paid
2025-02-28	AMAZON CAPITAL SERVICES, INC.	00571472	1KJT-4Q3L-N9NK	1233 JUV VG	General Fund	43.64
2025-02-28	AMAZON CAPITAL SERVICES, INC.	00571472	1KJT-4Q3L-N9NK	SUPPLIES	General Fund	25.63
2025-02-28	AMAZON CAPITAL SERVICES, INC.	00571472	1KJT-4Q3L-N9NK	1235 JUV VG	General Fund	97.10
2025-02-28	AMAZON CAPITAL SERVICES, INC.	00571472	1KJT-4Q3L-N9NK	1241 AD VG	General Fund	97.10
				Total for Payment No.:		263.47

Payment No: 724851

Payment Date	Vendor Name	Voucher No.	Invoice No.	Description	Fund Code	Amount Paid
2025-02-14	UNIQUE TOWING	00570696	25-263113	TOW SERVICE - WO 156876, V3546	Fleet Operation Fund	130.00
2025-02-14	UNIQUE TOWING	00570697	25-263178	TOW SERVICE - WO 156903, V3198	Fleet Operation Fund	130.00
				Total for Payment No.:		260.00

Payment No: 032262

Payment Date	Vendor Name	Voucher No.	Invoice No.	Description	Fund Code	Amount Paid
2025-02-21	HI-TECH EMERGENCY VEHICLE SERVICE INC	00571070	180982	PARTS - V3464 + shipping	Fleet Operation Fund	251.99
				Total for Payment No.:		251.99

Payment No: 725127

Payment Date	Vendor Name	Voucher No.	Invoice No.	Description	Fund Code	Amount Paid
2025-03-07	BRAVE SPACE THERAPY	00571777	14	CLIENT 08257 SESSION 2	General Fund	250.00
				Total for Payment No.:		250.00

Payment No: 724753

Payment Date	Vendor Name	Voucher No.	Invoice No.	Description	Fund Code	Amount Paid
2025-02-14	JASON GENTRY	00570804	14568JAN2025	ICC Cert Renewal	Building New Dvlpmnt Srvc Fee	250.00
				Total for Payment No.:		250.00

Payment No: 724880

Payment Date	Vendor Name	Voucher No.	Invoice No.	Description	Fund Code	Amount Paid
2025-02-21	CA FRANCHISE TAX BOARD	00572023	02/02/25-02/15/25KP	WAGE ATTACHMENT B2504	Payroll Liability&ClearingAcct	245.21
				Total for Payment No.:		245.21

Payment No: 724793

Payment Date	Vendor Name	Voucher No.	Invoice No.	Description	Fund Code	Amount Paid
2025-02-14	DANA SAFETY SUPPLY, INC	00570683	946455	PARTS - V3726	Vehicle Replacement Fund	242.26
				Total for Payment No.:		242.26

Payment No: 725052

Payment Date	Vendor Name	Voucher No.	Invoice No.	Description	Fund Code	Amount Paid
2025-02-28	MUSSON THEATRICAL	00572270	00478073	Incidental Theater Purchases v	General Fund	242.03

Payment Date	Vendor Name	Voucher No.	Invoice No.	Description	Fund Code	Amount Paid
				Total for Payment No.:		242.03

Payment No: 032193

Payment Date	Vendor Name	Voucher No.	Invoice No.	Description	Fund Code	Amount Paid
2025-02-14	COAST COUNTIES TRUCK	00570682	01238890P	PARTS - STOCK	Fleet Operation Fund	225.58
				Total for Payment No.:		225.58

Payment No: 724835

Payment Date	Vendor Name	Voucher No.	Invoice No.	Description	Fund Code	Amount Paid
2025-02-14	SAN JOSE BMW	00570692	4408172	PARTS - STOCK	Fleet Operation Fund	224.14
				Total for Payment No.:		224.14

Payment No: 724745

Payment Date	Vendor Name	Voucher No.	Invoice No.	Description	Fund Code	Amount Paid
2025-02-14	ADAM WILSON	00571662	23340JAN2025A	INVESTIG DIV AWARD RECOGNITION	General Fund	209.99
				Total for Payment No.:		209.99

Payment No: 032372

Payment Date	Vendor Name	Voucher No.	Invoice No.	Description	Fund Code	Amount Paid
2025-03-07	ALTA PLANNING + DESIGN, INC.	00572659	304.0002022.252-19	BENTON BICYCLE LANES; SANTANA	Streets and Highways Capital F	209.09
				Total for Payment No.:		209.09

Payment No: 724978

Payment Date	Vendor Name	Voucher No.	Invoice No.	Description	Fund Code	Amount Paid
2025-02-28	MCGUIRE, ANDREW	00572369	29037SEP2021A	Escheated Original CK 700064	General Fund	202.04
				Total for Payment No.:		202.04

Payment No: 032404

Payment Date	Vendor Name	Voucher No.	Invoice No.	Description	Fund Code	Amount Paid
2025-03-07	IMAGE SALES INC	00571771	0078241-IN	COLOR RIBBON FOR PRIMACY PRINT	General Fund	174.60
2025-03-07	IMAGE SALES INC	00571771	0078241-IN	shipping & handling	General Fund	26.19
				Total for Payment No.:		200.79

Payment No: 725206

Payment Date	Vendor Name	Voucher No.	Invoice No.	Description	Fund Code	Amount Paid
2025-03-07	STEVENS CREEK CHEVROLET	00571897	219682-1	PARTS - V#3512	Fleet Operation Fund	199.42
				Total for Payment No.:		199.42

Payment No: 725144

Payment Date	Vendor Name	Voucher No.	Invoice No.	Description	Fund Code	Amount Paid
2025-03-07	EAGLE SIGNS AND DESIGNS LLC	00572095	7622	ALUMINUM SIGN PANELS	General Fund	198.06
				Total for Payment No.:		198.06

Payment No: 724868

Payment Date	Vendor Name	Voucher No.	Invoice No.	Description	Fund Code	Amount Paid
2025-02-21	ELIZABETH KLOTZ	00571976	38001FEB2025	REIMB. FOR PARKING-SBVL	General Fund	12.00
2025-02-21	ELIZABETH KLOTZ	00571976	38001FEB2025	REIMB. FOR PARKING -TRIALS	General Fund	184.00
				Total for Payment No.:		196.00

Payment No: 724859

Payment Date	Vendor Name	Voucher No.	Invoice No.	Description	Fund Code	Amount Paid
2025-02-14	VERIZON WIRELESS	00570911	6104360838	FIRE/EMS WIRELESS	General Fund	193.95
				Total for Payment No.:		193.95

Payment No: 724832

Payment Date	Vendor Name	Voucher No.	Invoice No.	Description	Fund Code	Amount Paid
2025-02-14	REED & GRAHAM INC	00570782	099789	SUPPLIES - STREET	General Fund	192.94
				Total for Payment No.:		192.94

Payment No: 724849

Payment Date	Vendor Name	Voucher No.	Invoice No.	Description	Fund Code	Amount Paid
2025-02-14	TARGET SPECIALTY PRODUCTS INC	00570846	INVP501743249	SUPPLIES - P&B	General Fund	192.93
				Total for Payment No.:		192.93

Payment No: 724802

Payment Date	Vendor Name	Voucher No.	Invoice No.	Description	Fund Code	Amount Paid
2025-02-14	FAST UNDERCAR SANTA CLARA	00570684	875962	PARTS - V3377	Fleet Operation Fund	125.15
2025-02-14	FAST UNDERCAR SANTA CLARA	00570684	875962	CA BATTERY FEE - V3377	Fleet Operation Fund	2.18
2025-02-14	FAST UNDERCAR SANTA CLARA	00570685	875777	PARTS - SHOP	Fleet Operation Fund	64.43
				Total for Payment No.:		191.76

Payment No: 724782

Payment Date	Vendor Name	Voucher No.	Invoice No.	Description	Fund Code	Amount Paid
2025-02-14	ALTEC INDUSTRIES INC	00571032	12817365	PARTS - V3701	Fleet Operation Fund	123.10
2025-02-14	ALTEC INDUSTRIES INC	00571033	12814746	PARTS - V3308	Fleet Operation Fund	66.77
				Total for Payment No.:		189.87

Payment No: 724800

Payment Date	Vendor Name	Voucher No.	Invoice No.	Description	Fund Code	Amount Paid
2025-02-14	DUNN-EDWARDS CORP	00570743	2011A17410	PAINTING SUPPLIES	General Fund	188.73
				Total for Payment No.:		188.73

Payment No: 724766

Payment Date	Vendor Name	Voucher No.	Invoice No.	Description	Fund Code	Amount Paid
2025-02-14	PAVAN REGALLA	00567114	45820-35 UTILITY REFUND	UTILITY REFUND	General Fund	185.56
				Total for Payment No.:		185.56

Payment No: 724985

Payment Date	Vendor Name	Voucher No.	Invoice No.	Description	Fund Code	Amount Paid
2025-02-28	CHANG, HSIAOWEI	00572132	84086-01 UTILITY REFUNDA	UTILITY REFUND	General Fund	185.42
				Total for Payment No.:		185.42

Payment No: 725156

Payment Date	Vendor Name	Voucher No.	Invoice No.	Description	Fund Code	Amount Paid
2025-03-07	HEALTH & HOPE COUNSELING	00572096	000468	CLIENT 06514 SESSION #25 (2024	General Fund	185.00
				Total for Payment No.:		185.00

Payment No: 724911

Payment Date	Vendor Name	Voucher No.	Invoice No.	Description	Fund Code	Amount Paid
2025-02-21	ELIZABETH GONZALES	00571392	41732FEB2025	Electric Permit	Building New Dvlpmnt Srvc Fee	184.00
				Total for Payment No.:		184.00

Payment No: 725198

Payment Date	Vendor Name	Voucher No.	Invoice No.	Description	Fund Code	Amount Paid
2025-03-07	SAL SERIO	00571629	41737FEB2025	Plumbing Permit refund	Building New Dvlpmnt Srvc Fee	184.00
				Total for Payment No.:		184.00

Payment No: 725006

Payment Date	Vendor Name	Voucher No.	Invoice No.	Description	Fund Code	Amount Paid
2025-02-28	BAKER SUPPLIES AND REPAIRS	00571445	92867	PARTS - STOCK	Fleet Operation Fund	183.85

Payment Date	Vendor Name	Voucher No.	Invoice No.	Description	Fund Code	Amount Paid
				Total for Payment No.:		183.85

Payment No: 725212

Payment Date	Vendor Name	Voucher No.	Invoice No.	Description	Fund Code	Amount Paid
2025-03-07	THE SOURCING GROUP, LLC	00571775	672312	SC WINDOW ENVELOPE	General Fund	180.05
				Total for Payment No.:		180.05

Payment No: 724809

Payment Date	Vendor Name	Voucher No.	Invoice No.	Description	Fund Code	Amount Paid
2025-02-14	HELENE ROTHSCHILD	00570855	FD100-17	CLIENT FD100 SESSION #1	General Fund	180.00
				Total for Payment No.:		180.00

Payment No: 032216

Payment Date	Vendor Name	Voucher No.	Invoice No.	Description	Fund Code	Amount Paid
2025-02-14	[redacted]	00571668	2237476	LEGAL SERVICES	[redacted]	176.50
				Total for Payment No.:		176.50

Payment No: 725195

Payment Date	Vendor Name	Voucher No.	Invoice No.	Description	Fund Code	Amount Paid
2025-03-07	ROYAL BRASS INC	00572197	00353357	PARTS - V3564	Fleet Operation Fund	49.50
2025-03-07	ROYAL BRASS INC	00572198	00353379	PARTS - V3083	Fleet Operation Fund	125.00
				Total for Payment No.:		174.50

Payment No: 724778

Payment Date	Vendor Name	Voucher No.	Invoice No.	Description	Fund Code	Amount Paid
2025-02-14	A TOOL SHED	00570740	1729373-4	SUPPLIES - TRAFFIC	General Fund	174.38
				Total for Payment No.:		174.38

Payment No: 725103

Payment Date	Vendor Name	Voucher No.	Invoice No.	Description	Fund Code	Amount Paid
2025-03-07	STEVEN TELEKY	00561876	19228-11 UTILITY REFUND	UTILITY REFUND	General Fund	172.20
				Total for Payment No.:		172.20

Payment No: 724833

Payment Date	Vendor Name	Voucher No.	Invoice No.	Description	Fund Code	Amount Paid
2025-02-14	RELATIONSHIP THERAPY CENTER	00570912	74928	CLIENT 625 SESSION #2	General Fund	170.00
				Total for Payment No.:		170.00

Payment No: 725068

Payment Date	Vendor Name	Voucher No.	Invoice No.	Description	Fund Code	Amount Paid
2025-02-28	SHREDLOGIX INC	00572129	25518	SHREDDING SERVICES	General Fund	162.00
				Total for Payment No.:		162.00

Payment No: 724755

Payment Date	Vendor Name	Voucher No.	Invoice No.	Description	Fund Code	Amount Paid
2025-02-14	JENNIFER PANKO	00558605	12364JUN2024	TRAVEL REIMB SPANAWAY CONFEREN	Fire Operating Grant Fund	158.75
				Total for Payment No.:		158.75

Payment No: 032379

Payment Date	Vendor Name	Voucher No.	Invoice No.	Description	Fund Code	Amount Paid
2025-03-07	BAY AREA DATA SUPPLY	00572057	208195	Records - Printer Toner	General Fund	158.23
				Total for Payment No.:		158.23

Payment No: 724765

Payment Date	Vendor Name	Voucher No.	Invoice No.	Description	Fund Code	Amount Paid
2025-02-14	LEYUAN LI	00568467	81844-04 UTILITY REFUND	UTILITY REFUND	General Fund	157.06

Payment Date	Vendor Name	Voucher No.	Invoice No.	Description	Fund Code	Amount Paid
				Total for Payment No.:		157.06

Payment No: 032316

Payment Date	Vendor Name	Voucher No.	Invoice No.	Description	Fund Code	Amount Paid
2025-02-28	GRAINGER-SAN JOSE	00571451	9395977144	PARTS - V3410	Fleet Operation Fund	153.42
				Total for Payment No.:		153.42

Payment No: 032281

Payment Date	Vendor Name	Voucher No.	Invoice No.	Description	Fund Code	Amount Paid
2025-02-21	STILES TRUCK & BODY EQUIP INC	00571427	71498	PARTS - V3334	Fleet Operation Fund	152.72
				Total for Payment No.:		152.72

Payment No: 032430

Payment Date	Vendor Name	Voucher No.	Invoice No.	Description	Fund Code	Amount Paid
2025-03-07	PENINSULA BUILDING MATERIALS	00572044	238716	PATHWAY STABILIZER	General Fund	147.32
				Total for Payment No.:		147.32

Payment No: 725030

Payment Date	Vendor Name	Voucher No.	Invoice No.	Description	Fund Code	Amount Paid
2025-02-28	FLEETPRIDE, INC.	00571450	123234343	PARTS - V3016	Fleet Operation Fund	146.70
				Total for Payment No.:		146.70

Payment No: 724942

Payment Date	Vendor Name	Voucher No.	Invoice No.	Description	Fund Code	Amount Paid
2025-02-21	ROYAL BRASS INC	00571103	00352257	PARTS - V3255	Fleet Operation Fund	80.25
2025-02-21	ROYAL BRASS INC	00571104	00352110	PARTS - V3319	Fleet Operation Fund	16.61
2025-02-21	ROYAL BRASS INC	00571105	00351967	PARTS - V3640	Fleet Operation Fund	49.77
				Total for Payment No.:		146.63

Payment No: 724768

Payment Date	Vendor Name	Voucher No.	Invoice No.	Description	Fund Code	Amount Paid
2025-02-14	ZHENZHE HE	00571732	27545-17 UTILITY REFUNDCOR	UTILITY REFUND - Reissue	General Fund	143.30
				Total for Payment No.:		143.30

Payment No: 724760

Payment Date	Vendor Name	Voucher No.	Invoice No.	Description	Fund Code	Amount Paid
2025-02-14	BOB CHRISTENSEN	00561047	26075-01 UTILITY REFUND	UTILITY REFUND	General Fund	138.41
				Total for Payment No.:		138.41

Payment No: 725063

Payment Date	Vendor Name	Voucher No.	Invoice No.	Description	Fund Code	Amount Paid
2025-02-28	SAN JOSE PERMITS	00571522	41735FEB2025	Building Permit refund	Building New Dvlpmnt Srvc Fee	138.00
				Total for Payment No.:		138.00

Payment No: 724898

Payment Date	Vendor Name	Voucher No.	Invoice No.	Description	Fund Code	Amount Paid
2025-02-21	BEACON VETERINARY SPECIALISTS	00571349	200805	K9 Brock veterinary care	General Fund	136.00
				Total for Payment No.:		136.00

Payment No: 724906

Payment Date	Vendor Name	Voucher No.	Invoice No.	Description	Fund Code	Amount Paid
2025-02-21	CRIME SCENE CLEANERS INC	00561698	89824	CLEAN VEH 3477	General Fund	130.00
				Total for Payment No.:		130.00

Payment No: 724759

Payment Date	Vendor Name	Voucher No.	Invoice No.	Description	Fund Code	Amount Paid
2025-02-14	SUBURBAN PROPANE, LP	00570914	2726JAN2025A	2024 351 BROKAW BULK RENT FEE	Water Utility	130.00

Payment Date	Vendor Name	Voucher No.	Invoice No.	Description	Fund Code	Amount Paid
				Total for Payment No.:		130.00

Payment No: 724896

Payment Date	Vendor Name	Voucher No.	Invoice No.	Description	Fund Code	Amount Paid
2025-02-21	BAKER SUPPLIES AND REPAIRS	00571037	92773	PARTS - VD1161	Fleet Operation Fund	128.55
				Total for Payment No.:		128.55

Payment No: 725161

Payment Date	Vendor Name	Voucher No.	Invoice No.	Description	Fund Code	Amount Paid
2025-03-07	INNOVATIVE USERS GROUP	00572269	2615	IUG ANNUAL MEMBERSHIP	General Fund	125.00
				Total for Payment No.:		125.00

Payment No: 725107

Payment Date	Vendor Name	Voucher No.	Invoice No.	Description	Fund Code	Amount Paid
2025-03-07	CA FRANCHISE TAX BOARD	00572935	02/16/25-03/01/25CB	WAGE ATTACHMENT	Payroll Liability&ClearingAcct	125.00
				Total for Payment No.:		125.00

Payment No: 725109

Payment Date	Vendor Name	Voucher No.	Invoice No.	Description	Fund Code	Amount Paid
2025-03-07	CA FRANCHISE TAX BOARD	00572938	02/16/25-03/01/25JR	WAGE ATTACHMENT	Payroll Liability&ClearingAcct	125.00
				Total for Payment No.:		125.00

Payment No: 724881

Payment Date	Vendor Name	Voucher No.	Invoice No.	Description	Fund Code	Amount Paid
2025-02-21	CA FRANCHISE TAX BOARD	00572024	02/02/25-02/15/25JR	WAGE ATTACHMENT B2504	Payroll Liability&ClearingAcct	125.00
				Total for Payment No.:		125.00

Payment No: 724876

Payment Date	Vendor Name	Voucher No.	Invoice No.	Description	Fund Code	Amount Paid
2025-02-21	CA FRANCHISE TAX BOARD	00572018	02/02/25-02/15/25CB	WAGE ATTACHMENT B2504	Payroll Liability&ClearingAcct	125.00
				Total for Payment No.:		125.00

Payment No: 725072

Payment Date	Vendor Name	Voucher No.	Invoice No.	Description	Fund Code	Amount Paid
2025-02-28	STERICYCLE INC	00571718	8009821347	HUMAN RESOURCES	General Fund	15.14
2025-02-28	STERICYCLE INC	00571718	8009821347	CITY ATTORNEY'S OFFICE	General Fund	15.14
2025-02-28	STERICYCLE INC	00571718	8009821347	FINANCE - ACCOUNTING & PAYROLL	General Fund	30.27
2025-02-28	STERICYCLE INC	00571718	8009821347	HOUSING	General Fund	15.14
2025-02-28	STERICYCLE INC	00571718	8009821347	CCO - RECORDS CENTER	General Fund	15.14
2025-02-28	STERICYCLE INC	00571718	8009821347	FINANCE - MUNICIPAL SERVICES	General Fund	30.27
				Total for Payment No.:		121.10

Payment No: 724831

Payment Date	Vendor Name	Voucher No.	Invoice No.	Description	Fund Code	Amount Paid
2025-02-14	QUICK SMOG CHECK CENTER	00570691	27109	SERVICE - WO 156894, V3281	Fleet Operation Fund	120.00
				Total for Payment No.:		120.00

Payment No: 724763

Payment Date	Vendor Name	Voucher No.	Invoice No.	Description	Fund Code	Amount Paid
2025-02-14	JAEMIN WON	00561107	80687-08 UTILITY REFUND	UTILITY REFUND	General Fund	115.53
				Total for Payment No.:		115.53

Payment No: 724864

Payment Date	Vendor Name	Voucher No.	Invoice No.	Description	Fund Code	Amount Paid
2025-02-21	ALICE CHEN	00571230	38911JAN2025	CDD All Staff Luncheon	Building New Dvlpmnt	112.40

Payment Date	Vendor Name	Voucher No.	Invoice No.	Description	Fund Code	Amount Paid
					Srvc Fee	
				Total for Payment No.:		112.40

Payment No: 724998

Payment Date	Vendor Name	Voucher No.	Invoice No.	Description	Fund Code	Amount Paid
2025-02-28	ALLIED AUTO STORES	00571443	01HA5187	PARTS - V3512	Fleet Operation Fund	93.15
2025-02-28	ALLIED AUTO STORES	00571564	01HA9753	PARTS - V3150	Fleet Operation Fund	18.28
				Total for Payment No.:		111.43

Payment No: 724988

Payment Date	Vendor Name	Voucher No.	Invoice No.	Description	Fund Code	Amount Paid
2025-02-28	JENNIFER CAUKIN	00561060	47011-10 UTILITY REFUND	UTILITY REFUND	General Fund	111.26
				Total for Payment No.:		111.26

Payment No: 725076

Payment Date	Vendor Name	Voucher No.	Invoice No.	Description	Fund Code	Amount Paid
2025-02-28	TRIANGLE FASTENER CORPORATION	00571754	25012033-00	SUPPLIES - TRAFFIC	General Fund	9.84
2025-02-28	TRIANGLE FASTENER CORPORATION	00571755	25012188-00	SUPPLIES - TRAFFIC	General Fund	98.44
				Total for Payment No.:		108.28

Payment No: 724841

Payment Date	Vendor Name	Voucher No.	Invoice No.	Description	Fund Code	Amount Paid
2025-02-14	SCP DISTRIBUTORS LLC	00570735	36149795	POWDERED POOL CONDITIONER	General Fund	107.42
				Total for Payment No.:		107.42

Payment No: 032335

Payment Date	Vendor Name	Voucher No.	Invoice No.	Description	Fund Code	Amount Paid
2025-02-28	MUNICIPAL MAINTENANCE EQUIPMNT	00571571	031960	PARTS - V3599	Fleet Operation Fund	57.45
2025-02-28	MUNICIPAL MAINTENANCE EQUIPMNT	00571649	031953	PARTS - V3182	Fleet Operation Fund	48.02
				Total for Payment No.:		105.47

Payment No: 724764

Payment Date	Vendor Name	Voucher No.	Invoice No.	Description	Fund Code	Amount Paid
2025-02-14	LEAH IGNACIO	00568456	76274-01 UTILITY REFUND	UTILITY REFUND	General Fund	102.46
				Total for Payment No.:		102.46

Payment No: 032376

Payment Date	Vendor Name	Voucher No.	Invoice No.	Description	Fund Code	Amount Paid
2025-03-07	BAKER & TAYLOR BOOKS	00572263	2038878651	1231 JUV ABK	General Fund	100.05
				Total for Payment No.:		100.05

Payment No: 724934

Payment Date	Vendor Name	Voucher No.	Invoice No.	Description	Fund Code	Amount Paid
2025-02-21	OIL CHANGER	00571419	33278JAN2025	FLEET SERVICE	Fleet Operation Fund	98.00
				Total for Payment No.:		98.00

Payment No: 032183

Payment Date	Vendor Name	Voucher No.	Invoice No.	Description	Fund Code	Amount Paid
2025-02-14	BAY AREA DATA SUPPLY	00570975	208194	HP CPU LAB TONER ORDER	General Fund	92.76
				Total for Payment No.:		92.76

Payment No: 724814

Payment Date	Vendor Name	Voucher No.	Invoice No.	Description	Fund Code	Amount Paid
2025-02-14	INSTANT STORAGE SERVICE	00570813	154977	Container Rental	General Fund	92.76

Payment Date	Vendor Name	Voucher No.	Invoice No.	Description	Fund Code	Amount Paid
				Total for Payment No.:		92.76

Payment No: 032298

Payment Date	Vendor Name	Voucher No.	Invoice No.	Description	Fund Code	Amount Paid
2025-02-28	BELL ELECTRICAL SUPPLY, INC.	00571512	5840885	ELECTRICAL FITTINGS	General Fund	91.90
				Total for Payment No.:		91.90

Payment No: 724767

Payment Date	Vendor Name	Voucher No.	Invoice No.	Description	Fund Code	Amount Paid
2025-02-14	YING DAI	00561113	83740-02 UTILITY REFUND	UTILITY REFUND	General Fund	91.40
				Total for Payment No.:		91.40

Payment No: 032338

Payment Date	Vendor Name	Voucher No.	Invoice No.	Description	Fund Code	Amount Paid
2025-02-28	NI GOVERNMENT SERVICES	00571526	25012908551	satellite radio monthly fees	General Fund	90.14
				Total for Payment No.:		90.14

Payment No: 724951

Payment Date	Vendor Name	Voucher No.	Invoice No.	Description	Fund Code	Amount Paid
2025-02-21	STEVENS CREEK CHEVROLET	00571426	219255-1	PARTS - V3512	Fleet Operation Fund	89.96
				Total for Payment No.:		89.96

Payment No: 725035

Payment Date	Vendor Name	Voucher No.	Invoice No.	Description	Fund Code	Amount Paid
2025-02-28	HD SUPPLY	00571498	848432373	FLOOR SQUEEGEES	General Fund	77.72
2025-02-28	HD SUPPLY	00571498	848432373	FREIGHT	General Fund	9.99
				Total for Payment No.:		87.71

Payment No: 724747

Payment Date	Vendor Name	Voucher No.	Invoice No.	Description	Fund Code	Amount Paid
2025-02-14	BEVERLY S MOLINA	00557750	5929MAY2024	IAFC CONFERENCE	Fire Operating Grant Fund	87.55
				Total for Payment No.:		87.55

Payment No: 725186

Payment Date	Vendor Name	Voucher No.	Invoice No.	Description	Fund Code	Amount Paid
2025-03-07	PETERSON CAT	00572196	PC001886612	PARTS - V3644	Fleet Operation Fund	42.84
2025-03-07	PETERSON CAT	00571990	PC001886496	PARTS - V2833	Fleet Operation Fund	43.09
				Total for Payment No.:		85.93

Payment No: 725142

Payment Date	Vendor Name	Voucher No.	Invoice No.	Description	Fund Code	Amount Paid
2025-03-07	DELL MARKETING LP	00572749	10799342941	M365 F3 UNIFIED GCC SUB PER US	Information Technology Service	81.60
				Total for Payment No.:		81.60

Payment No: 724845

Payment Date	Vendor Name	Voucher No.	Invoice No.	Description	Fund Code	Amount Paid
2025-02-14	STANDARD PLUMBING SUPPLY CO	00570762	XXXQ85	PLUMBING FITTINGS	General Fund	43.68
2025-02-14	STANDARD PLUMBING SUPPLY CO	00570764	XXTC11	PLUMBING FITTINGS	General Fund	36.99
				Total for Payment No.:		80.67

Payment No: 725079

Payment Date	Vendor Name	Voucher No.	Invoice No.	Description	Fund Code	Amount Paid
2025-02-28	UNITED PARCEL SERVICE	00572449	00009882E5065A	DELIVERY CHARGE-CITY CLERK	General Fund	18.00
				Total for Payment No.:		18.00

Payment No: 724844

Payment Date	Vendor Name	Voucher No.	Invoice No.	Description	Fund Code	Amount Paid
2025-02-14	SOUTH BAY MUSICAL THEATRE	00571013	76197390	Feather Fans	General Fund	275.00
2025-02-14	SOUTH BAY MUSICAL THEATRE	00571013	76197390	40% Discount School/Short Run	General Fund	-110.00
2025-02-14	SOUTH BAY MUSICAL THEATRE	00571013	76197390	Reimbursement Fan Replacement	General Fund	-87.29
				Total for Payment No.:		77.71

Payment No: 724772

Payment Date	Vendor Name	Voucher No.	Invoice No.	Description	Fund Code	Amount Paid
2025-02-14	PG&E	00571067	0541963339-0JAN2025	TS @ CALVERT/CALVERT	General Fund	77.57
				Total for Payment No.:		77.57

Payment No: 725042

Payment Date	Vendor Name	Voucher No.	Invoice No.	Description	Fund Code	Amount Paid
2025-02-28	JESUS ACOSTA RAMOS	00571102	41535FEB2025	LiveScan services reimburse	General Fund	76.50
				Total for Payment No.:		76.50

Payment No: 724779

Payment Date	Vendor Name	Voucher No.	Invoice No.	Description	Fund Code	Amount Paid
2025-02-14	ALHAMBRA & SIERRA SPRINGS	00571028	4973747 011725	FLEET WATER SERVICE	Fleet Operation Fund	76.41
				Total for Payment No.:		76.41

Payment No: 724825

Payment Date	Vendor Name	Voucher No.	Invoice No.	Description	Fund Code	Amount Paid
2025-02-14	PACIFIC TELEMANAGEMENT SVCS	00570806	2136836	PD PAY PHONE SERVICE FEB 2025	Information Technology Service	75.00
				Total for Payment No.:		75.00

Payment No: 724878

Payment Date	Vendor Name	Voucher No.	Invoice No.	Description	Fund Code	Amount Paid
2025-02-21	CA FRANCHISE TAX BOARD	00572021	02/02/25-02/15/25CG	WAGE ATTACHMENT B2504	Payroll	75.00

Payment Date	Vendor Name	Voucher No.	Invoice No.	Description	Fund Code	Amount Paid
					Liability&ClearingAcct	
				Total for Payment No.:		75.00

Payment No: 725108

Payment Date	Vendor Name	Voucher No.	Invoice No.	Description	Fund Code	Amount Paid
2025-03-07	CA FRANCHISE TAX BOARD	00572937	02/16/25-03/01/25CG	WAGE ATTACHMENT	Payroll Liability&ClearingAcct	75.00
				Total for Payment No.:		75.00

Payment No: 725067

Payment Date	Vendor Name	Voucher No.	Invoice No.	Description	Fund Code	Amount Paid
2025-02-28	SHERRY BASTANI	00572372	40334FEB2025	MILEAGE REIMBURSEMENT-CALSAE	Deposit Funds.	73.64
				Total for Payment No.:		73.64

Payment No: 724801

Payment Date	Vendor Name	Voucher No.	Invoice No.	Description	Fund Code	Amount Paid
2025-02-14	EAGLE SIGNS AND DESIGNS LLC	00570883	7628	COUNCIL SIGNS	General Fund	62.52
				Total for Payment No.:		62.52

Payment No: 032292

Payment Date	Vendor Name	Voucher No.	Invoice No.	Description	Fund Code	Amount Paid
2025-02-28	ALL GUARD ALARM SYSTEMS INC	00571586	A760552	MRTC MONTHLY RADIO FEB2025	Storm Drain	60.00
				Total for Payment No.:		60.00

Payment No: 725150

Payment Date	Vendor Name	Voucher No.	Invoice No.	Description	Fund Code	Amount Paid
2025-03-07	FLEETPRIDE, INC.	00572190	123604240	STOCK	Fleet Operation Fund	51.56
				Total for Payment No.:		51.56

Payment No: 724858

Payment Date	Vendor Name	Voucher No.	Invoice No.	Description	Fund Code	Amount Paid
2025-02-14	VERIZON WIRELESS	00570910	6104360837	FIRE/STADIUM WIRELESS	General Fund	50.10
				Total for Payment No.:		50.10

Payment No: 725119

Payment Date	Vendor Name	Voucher No.	Invoice No.	Description	Fund Code	Amount Paid
2025-03-07	AMN HEALTHCARE LANGUAGE SERVICES INC	00571774	SIN683823	MINIMUM MONTHLY FEE	General Fund	50.00
				Total for Payment No.:		50.00

Payment No: 724751

Payment Date	Vendor Name	Voucher No.	Invoice No.	Description	Fund Code	Amount Paid
2025-02-14	CONRAD REYNOLDS	00571562	2299JAN2025	ASE REIMBURSEMENT SUBSCRIPTION	Fleet Operation Fund	48.00
				Total for Payment No.:		48.00

Payment No: 032272

Payment Date	Vendor Name	Voucher No.	Invoice No.	Description	Fund Code	Amount Paid
2025-02-21	LINDE GAS & EQUIPMENT INC.	00571077	47554051	SERVICE - SHOP	Fleet Operation Fund	44.32
2025-02-21	LINDE GAS & EQUIPMENT INC.	00571077	47554051	Paper invoice fee	Fleet Operation Fund	2.18
				Total for Payment No.:		46.50

Payment No: 725105

Payment Date	Vendor Name	Voucher No.	Invoice No.	Description	Fund Code	Amount Paid
2025-03-07	WEI HUANG	00556603	83460-02 UTILITY REFUND	UTILITY REFUND	General Fund	45.21
				Total for Payment No.:		45.21

Payment No: 724977

Payment Date	Vendor Name	Voucher No.	Invoice No.	Description	Fund Code	Amount Paid
2025-02-28	JUI-LAN LIU	00571106	41568FEB2025	LiveScan Services reimburse	General Fund	40.00
				Total for Payment No.:		40.00

Payment No: 725104

Payment Date	Vendor Name	Voucher No.	Invoice No.	Description	Fund Code	Amount Paid
2025-03-07	TUSHAR VENGURLEKAR	00568469	82363-05 UTILITY REFUND	UTILITY REFUND	General Fund	39.96
				Total for Payment No.:		39.96

Payment No: 032323

Payment Date	Vendor Name	Voucher No.	Invoice No.	Description	Fund Code	Amount Paid
2025-02-28	HI-TECH EMERGENCY VEHICLE SERVICE INC	00571646	181095	PARTS - V3351	Fleet Operation Fund	20.23
2025-02-28	HI-TECH EMERGENCY VEHICLE SERVICE INC	00571646	181095	shipping & handling	Fleet Operation Fund	18.57
				Total for Payment No.:		38.80

Payment No: 724822

Payment Date	Vendor Name	Voucher No.	Invoice No.	Description	Fund Code	Amount Paid
2025-02-14	NAPA AUTO PARTS	00570690	981911	PARTS - STOCK	Fleet Operation Fund	36.34
				Total for Payment No.:		36.34

Payment No: 725101

Payment Date	Vendor Name	Voucher No.	Invoice No.	Description	Fund Code	Amount Paid
2025-03-07	JOYCE GREELY	00568387	21119-01 UTILITY REFUND	UTILITY REFUND	General Fund	35.87
				Total for Payment No.:		35.87

Payment No: 725113

Payment Date	Vendor Name	Voucher No.	Invoice No.	Description	Fund Code	Amount Paid
2025-03-07	PG&E	00571947	1086875099-2 FEB2025	PG&E for Lawrence Station	General Fund	33.20
				Total for Payment No.:		33.20

Payment No: 725106

Payment Date	Vendor Name	Voucher No.	Invoice No.	Description	Fund Code	Amount Paid
2025-03-07	YANLING WU	00561897	29386-14 UTILITY REFUNDA	UTILITY REFUND	General Fund	32.41
				Total for Payment No.:		32.41

Payment No: 724960

Payment Date	Vendor Name	Voucher No.	Invoice No.	Description	Fund Code	Amount Paid
2025-02-21	UC REGENTS-UC COOPERATIVE EXTENSION	00571274	20241220CEP	COMPOST BINS CEP WORKSHOPS	Solid Waste Program	30.00
				Total for Payment No.:		30.00

Payment No: 724920

Payment Date	Vendor Name	Voucher No.	Invoice No.	Description	Fund Code	Amount Paid
2025-02-21	GOLDEN GATE TRUCK CENTER	00571413	FA005314454:01	PARTS - V3716	Fleet Operation Fund	29.68
				Total for Payment No.:		29.68

Payment No: 724890

Payment Date	Vendor Name	Voucher No.	Invoice No.	Description	Fund Code	Amount Paid
2025-02-21	PG&E	00571431	8978316890-2JAN2025	2025 JAN - 700 LOS ESTEROS SJ	Sewer Utility	28.93
				Total for Payment No.:		28.93

Payment No: 724974

Payment Date	Vendor Name	Voucher No.	Invoice No.	Description	Fund Code	Amount Paid
2025-02-28	GEENAMARIE BONILLA	00538441	32410MAY2023	UNDERCOVER OPERATIONS	General Fund	23.19
				Total for Payment No.:		23.19

Payment No: 725165

Payment Date	Vendor Name	Voucher No.	Invoice No.	Description	Fund Code	Amount Paid
2025-03-07	KALL8	00572058	E42516013125	Monthly Q Card	General Fund	21.21
				Total for Payment No.:		21.21

Payment No: 724935

Payment Date	Vendor Name	Voucher No.	Invoice No.	Description	Fund Code	Amount Paid
2025-02-21	PAPE MATERIAL HANDLING, INC	00571422	15870438	CREDIT - PARTS	Fleet Operation Fund	-432.62
2025-02-21	PAPE MATERIAL HANDLING, INC	00571420	15841469	PARTS - V2953	Fleet Operation Fund	220.52
2025-02-21	PAPE MATERIAL HANDLING, INC	00571421	15856278	PARTS - V2953	Fleet Operation Fund	232.63
				Total for Payment No.:		20.53

Payment No: 725032

Payment Date	Vendor Name	Voucher No.	Invoice No.	Description	Fund Code	Amount Paid
2025-02-28	GEOTAB USA	00571643	IN417032	SERVICE - FLEET	Solid Waste Program	19.75
				Total for Payment No.:		19.75

Payment No: 724852

Payment Date	Vendor Name	Voucher No.	Invoice No.	Description	Fund Code	Amount Paid
2025-02-14	UNITED PARCEL SERVICE	00571548	00009882E5045A	DELIVERY CHARGES	General Fund	18.00
				Total for Payment No.:		18.00

Payment No: 724961

Payment Date	Vendor Name	Voucher No.	Invoice No.	Description	Fund Code	Amount Paid
2025-02-21	UNITED PARCEL SERVICE	00571978	00009882E5055A	DELIVERY CHARGES-CITY CLERK	General Fund	18.00
				Total for Payment No.:		18.00

Payment No: 725064

Payment Date	Vendor Name	Voucher No.	Invoice No.	Description	Fund Code	Amount Paid
2025-02-28	SAN JOSE BMW	00571657	4409043	PARTS - V3540	Fleet Operation Fund	11.40

Payment Date	Vendor Name	Voucher No.	Invoice No.	Description	Fund Code	Amount Paid
				Total for Payment No.:		11.40

Payment No: 724879

Payment Date	Vendor Name	Voucher No.	Invoice No.	Description	Fund Code	Amount Paid
2025-02-21	CA FRANCHISE TAX BOARD	00572022	02/02/25-02/15/25JO	WAGE ATTACHMENT B2504	Payroll Liability&ClearingAcct	9.74
				Total for Payment No.:		9.74

Payment No: 724954

Payment Date	Vendor Name	Voucher No.	Invoice No.	Description	Fund Code	Amount Paid
2025-02-21	TINA MARIE DIAZ	00571907	41672JAN2025	NCIP Loan refund Reulman 00613	H.U.D Capital Projects	9.32
				Total for Payment No.:		9.32

Payment No: 724982

Payment Date	Vendor Name	Voucher No.	Invoice No.	Description	Fund Code	Amount Paid
2025-02-28	VIGNESH VIVEKRAJA	00572328	41734FEB2025	PARTIAL REFUND PLN25-00029	General Fund	3.00
				Total for Payment No.:		3.00

All Other City Funds Group Total	**46,320,439.53**
Overall Total	**76,443,958.30**

25-285 Agenda Date: 4/8/2025

REPORT TO COUNCIL

SUBJECT
Action on Monthly Financial Status and Investment Reports for January 2025 and Approve the Related Budget Amendments

COUNCIL PILLAR
Enhance Community Engagement and Transparency

BACKGROUND
In compliance with the Charter of the City of Santa Clara and the adopted Investment Policy, the monthly financial report and monthly investment report for January 2025 are submitted for your information. The financial reviews, as of January 31, 2025, provide a year-to-date financial update to the City Council for fiscal year 2024/25. The analysis of the revenues collected and all expenditures measures the level of adherence to the established resource allocation plan and allows the City to monitor and project revenues and expenditures throughout the year.

The Adopted Budget incorporates the estimated revenues and planned expenditures for all funds. The attached Financial Status Reports provide the budget to actual revenue and expenditure summaries for the General Fund, Special Revenue Funds and Enterprise Operating Funds, as well as expenditure summaries for Capital Improvement Funds and Fund Reserve Balances. Any significant variances are explained in the reports.

In accordance with City Council Policy 051 - Donations to the City, included in these reports are monthly activity and annual summary of donations received by department. Although the requirement of the policy is to report quarterly, the City will include this information monthly in the financial status report.

DISCUSSION

Monthly Financial Status Report (Attachment 1)
The attached Monthly Financial Status Report summarizes the City's financial performance as of January 31, 2025 (Attachment 1). This report provides financial analysis for the General Fund, select Special Revenue Funds, Enterprise Operating Funds, and Capital Improvement Funds.

Attachment 1 shows that General Fund revenues (excluding transfers) at 55.1% of the budget through January 2025. Revenues are tracking slightly below par due to the timing of payments. In certain categories, such as property tax, most payments are scheduled to occur later in the fiscal year. General Fund revenues are currently tracking to exceed budgeted levels.

As shown in Attachment 1, General Fund expenditures (excluding transfers) were at 54.9% of budget

through January 2025. Overall, expenditures are tracking within budgeted levels.

As shown in Attachment 1, total revenues for Enterprise Funds (Electric, Water, Sewer, Cemetery, Solid Waste, and Water Recycling) were at 62.2% of the budget through January 31, 2025, while total expenses were at 49.1%.

In the month of January, donations of $1,500 were received, bringing total donations to $27,924.

The Spring 2025 UCLA Anderson Forecast points to significant uncertainty related to trade, fiscal policy, and geopolitical risk with the new administration. The Spring 2025 UCLA Anderson Forecast for California assumes the state's economy will grow at about the same rate as the U.S. in 2025 and 2026 and slightly faster in 2027.

On a national level, the unemployment rate changed little from 4.0% in January 2025 to 4.1% in February 2025. The number of unemployed persons totaled 7.1 million, an increase from 6.85 million in January. In the second estimate for the fourth quarter 2024, the Gross Domestic Product (GDP) increased at an annual rate of 2.3%, following a GDP increase of 3.1% in the third quarter.

The California unemployment rate decreased slightly from 5.5% in December 2024 to 5.4% in January 2025. The unadjusted unemployment rate in the San José-Sunnyvale-Santa Clara Metropolitan Statistical Area (MSA) was 3.9% in December 2024, down slightly from a revised 4.1% in November 2024, and below the December 2023 level of 4.0%.

Staff will continue to closely monitor the General Fund revenues and the City's overall financial performance as the fiscal year progresses.

Monthly Investment Report (Attachment 2)

All securities held by the City of Santa Clara as of January 31, 2025, were in compliance with the City's Investment Policy Statement regarding current market strategy and long-term goals and objectives. All securities held are rated "A" or higher by two nationally recognized rating agencies. There is adequate cash flow and maturity of investments to meet the City's needs for the next six months.

The City's investment strategy for January 2025 was to invest funds not required to meet current obligations in securities listed in the prevailing Investment Policy Statement, with maturities not to exceed five years form the date of purchase. This strategy ensures safety of the City's funds, provides liquidity to meet the City's cash needs, and with a reasonable portfolio return of 3.96% in January.

The Monthly Investment Report also now includes a Statement of Transactions, following the Investment Inventory, in accordance with California Municipal Treasurers Association investment policy guidelines.

ENVIRONMENTAL REVIEW

The actions being considered do not constitute "projects" within the meaning of the California Environmental Quality Act ("CEQA") pursuant to section 15378(b)(4) of Title 14 of the California Code of Regulations in that they are fiscal activities that do not involve the commitment to a specific project which may result in a potentially significant physical impact on the environment.

FISCAL IMPACT

From time to time, adjustments to the budget are required to reflect new information, align budgets with actual revenues and expenses, and correct for inadvertent errors. The recommended budget adjustments are described in Attachment 3 and summarized below:

- Convention Center Maintenance District Fund - increases appropriations to cover costs associated with two upcoming projects: Asphalt Maintenance and Garage Coating and Design, offset by the unrestricted ending fund balance;
- Electric Operating Grant Trust Fund - a technical correction to restate the beginning and ending fund balance for the Public Benefits Program and Greenhouse Gas Program reserves;
- Electric Utility Capital Fund - recognizes developer contributions and establishes a new Freedom Circle Fuel Cell Installation project;
- Library Operating Grant Trust Fund - recognizes and appropriates grant funding for the Pacific Library Partnership California Library Services Act for FY 2024/25 and for FY 2019/20; and
- Streets and Highways Capital Fund - recognizes funding from the City of San Jose and establishes a Central Transit Signal Priority Project.

COORDINATION

This report has been coordinated with the City Attorney's Office.

PUBLIC CONTACT

Public contact was made by posting the Council agenda on the City's official-notice bulletin board outside City Hall Council Chambers. A complete agenda packet is available on the City's website and in the City Clerk's Office at least 72 hours prior to a Regular Meeting and 24 hours prior to a Special Meeting. A hard copy of any agenda report may be requested by contacting the City Clerk's Office at (408) 615-2220, email clerk@santaclaraca.gov or at the public information desk at any City of Santa Clara public library.

RECOMMENDATION

1. Note and file the Monthly Financial Status Report and Monthly Investment Report for January 2025 as presented; and
2. Approve the FY 2024/25 Budget Amendments in the following funds (as detailed in the Fiscal Impact Section of the staff report and Attachment 3 to the staff report):
   a. In the Convention Center Maintenance District Fund, with a net impact of $0;
   b. In the Electric Operating Grant Trust Fund, with a net impact of $0;
   c. In the Electric Utility Capital Fund, with a net impact of $1,378,392;
   d. In the Library Operating Grant Trust Fund, with a net impact of $13,875; and
   e. In the Streets and Highways Capital Fund, with a net impact of $178,781.

Reviewed by: Kenn Lee, Director of Finance
Approved by: Jovan D. Grogan, City Manager

ATTACHMENTS

1. Monthly Financial Status Report - January 2025
2. Monthly Investment Report - January 2025
3. FY 2024/25 Budget Amendments

City of Santa Clara

The Center of What's Possible

MONTHLY FINANCIAL STATUS REPORT

January 2025

City of Santa Clara

Financial Status Report as of January 31, 2025

This report summarizes the City's financial performance for the month ended January 31, 2025. Financial analysis for the report is provided for the General Fund, select Special Revenue Funds, Enterprise Operating Funds, and Capital Improvement Funds. Financial information included in this report is unaudited.

Economic Outlook

In its Spring 2025 Forecast, the UCLA Anderson Forecast points to significant uncertainty related to trade, fiscal policy, and geopolitical risk with the new administration. The Forecast predicts higher unemployment and higher prices in 2025 with some potential upside in 2027 and beyond. "As a result of the combined effects of deportations and tariffs, we expect GDP and productivity growth to decline in late 2025 by about 1 percentage point and to recover by the end of 2026. (2025Q1 negative productivity growth is due to U.S. Census data adjustment to the size of the labor supply.) The unemployment rate will simultaneously rise and hit 4.5% by the first quarter of 2026 and gradually recover afterwards to 4.0% in 2027. We expect Inflation to remain elevated around 3 percent throughout 2025 and 2026. Tariffs will be the main cause of higher prices in 2025, while deportations will drive prices in 2026 via higher food and wage inflation of around 4 percent."[1]

U.S. Quarterly Real GDP Growth Forecast (UCLA Spring 2025 Economic Forecast)

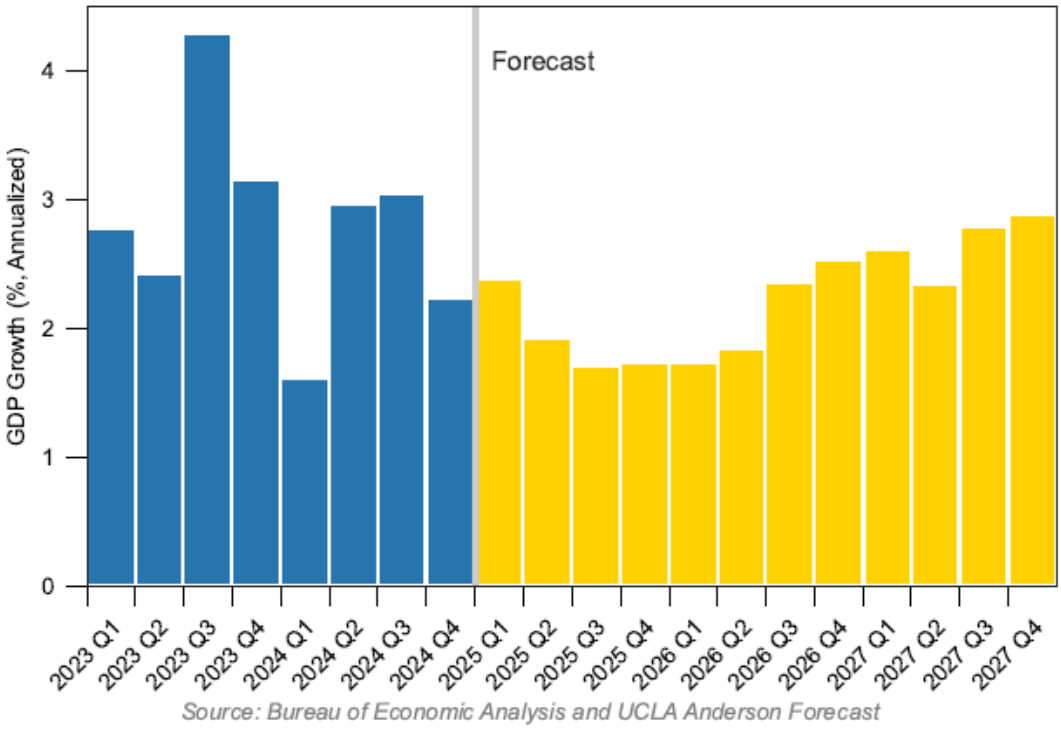

[1] UCLA Anderson Forecast Spring 2025 Economic Forecast, "A Tariff Amount of Uncertainty", Clement Bohr

On a national level, the unemployment rate changed little from 4.0% in January 2025 to 4.1% in February 2025. In February, the number of unemployed persons totaled 7.1 million, an increase from 6.85 million in January.[2]

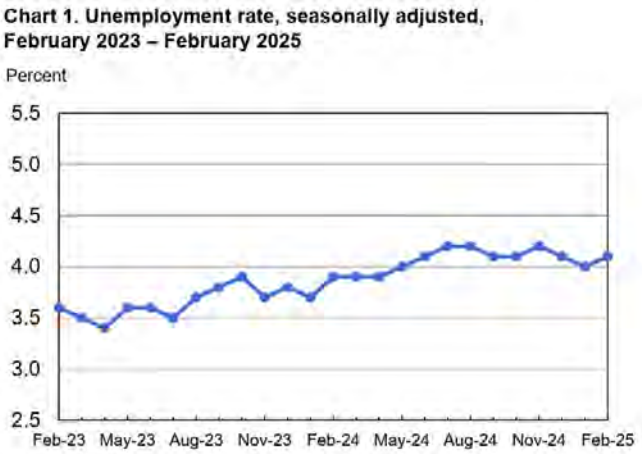

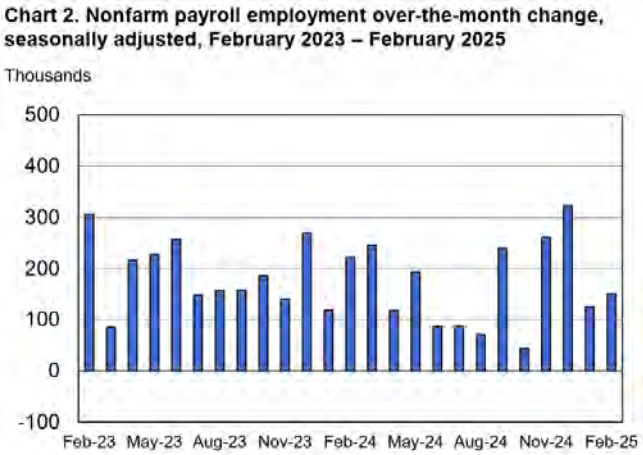

In the fourth quarter 2024 second estimate, the Gross Domestic Product (GDP) increased by 2.3%, following a GDP increase of 3.1% in the third quarter. The increase in real GDP primarily reflected increases in consumer spending and government spending.[3]

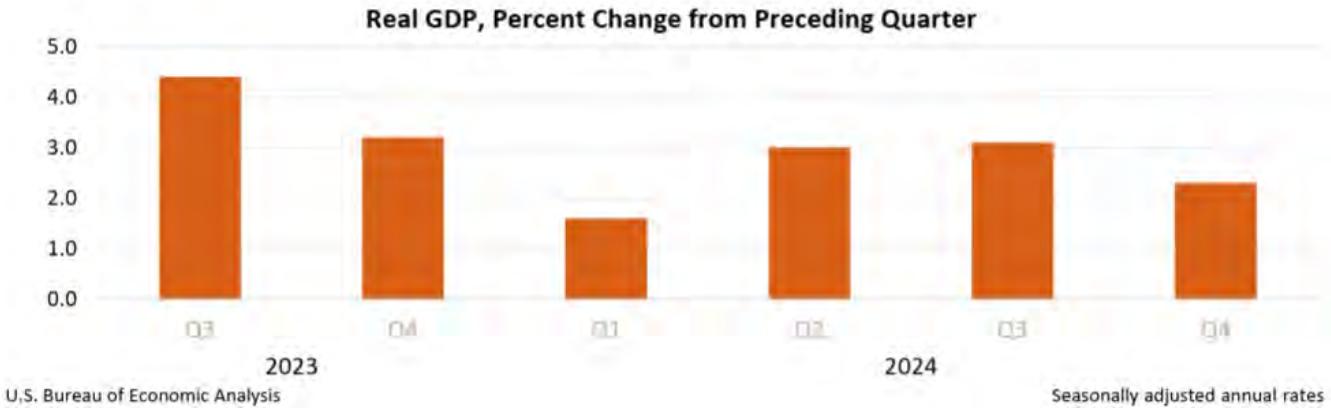

At the state level, the California unemployment rate decreased slightly from 5.5% in December 2024 to 5.4% in January 2025. This rate is higher compared to the 5.1% rate in January 2024. Over the past year, California employers have added 22,400 nonfarm jobs.[4]

[2] https://www.bls.gov/news.release/pdf/empsit.pdf
[3] https://www.bea.gov/sites/default/files/2025-02/gdp4q24-2nd.pdf
[4] https://edd.ca.gov/en/about_edd/news_releases_and_announcements/unemployment-january-2025/

The Spring 2025 UCLA Anderson Forecast for California assumes the state's economy will grow at about the same rate as the U.S. in 2025 and 2026 and slightly faster in 2027. "The unemployment rate for the 1st quarter of this year is expected to average 5.5%, and the average for 2025, 2026 and 2027 is expected to be 5.7%, 5.2% and 4.8% respectively. Our forecast for 2025, 2026, and 2027 is for total employment growth rates to be 0.5%, 1.2%, and 1.1%. Non-farm payroll jobs are expected to grow at a 1.1%, 0.9%, and 1.7% rate during the same three years. Real personal income is forecast to grow by 2.5% in 2025, 2.4% in 2026 and 2.9% in 2027. Higher interest rates, shortages of construction labor, and the rebuilding of damaged and destroyed homes lowered our residential construction forecast from December. Our expectation is for permitted new units to be 102K this year and grow to 127K by the end of 2027. Needless to say, this level of home building means that the prospect of the private sector building out of the housing affordability problem over the next three years is nil."[5]

The unadjusted unemployment rate in the San José-Sunnyvale-Santa Clara Metropolitan Statistical Area (MSA) was 3.9% in December 2024, down slightly from a revised 4.1% in November 2024, and below the December 2023 estimate of 4.0%. Between December 2023 and December 2024, employment in this region increased by 3,000 jobs, or 0.3%. The largest increases were in private education and health services (up 9,500 jobs), leisure and hospitality (up 3,300 jobs), and professional and business services (up 2,800 jobs). Notable employment reductions were in manufacturing (down 6,200 jobs) and information (down 5,300 jobs).[6]

San Jose-Sunnyvale-Santa Clara Metropolitan Statistical Area

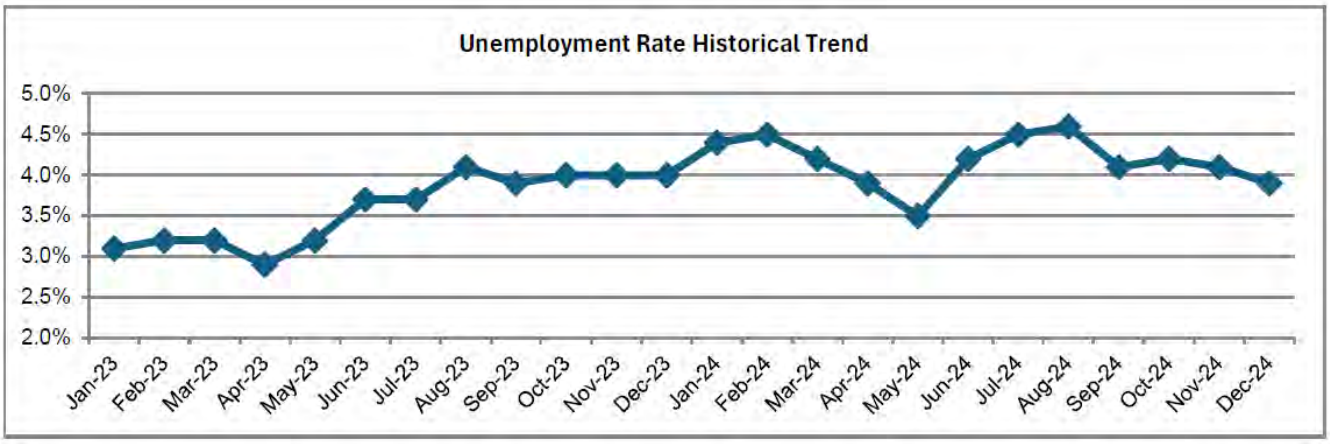

General Fund

The General Fund is the major operating fund for the City and includes multiple programs, services, and activities for the residents and businesses of the City. The adopted budget for operating revenues and expenditures for fiscal year 2024/25 was $310.7 million. The amended budget for revenues and expenditures was adjusted to $327.9 million to reflect carryover encumbrances from fiscal year 2023/24

[5] UCLA Anderson Forecast Spring 2025 Economic Forecast, "California After the Election: Part Duex", Jerry Nickelsburg
[6] https://labormarketinfo.edd.ca.gov/file/lfmonth/sjos$pds.pdf

and various budget amendments approved by the City Council through January 2025. Amendments approved by the City Council as part of the FY 2023/24 Budget Year-End Report are also reflected in the tables of this report.

General Fund revenues and expenditures are tracking within estimated levels.

General Fund Revenues

As of January 31, 2025, $167.5 million or 55.1% of the General Fund estimated revenue (excluding transfers) was received. Transfers and use of reserves of $23.8 million have occurred as budgeted.

CITY OF SANTA CLARA
GENERAL FUND
REVENUE OVERVIEW AND COMPARISON BY TYPE

	FISCAL YEAR 2024/25				PY REVENUE COMPARISON		
Function	Adopted Budget	Amended Budget	Actual Through 01/31/2025	Percentage Received	Actual Through 01/31/2024	$ Change From Prior Year	Percentage Change
TAXES							
Sales Tax	$ 62,900,000	$ 62,900,000	$ 28,553,922	45.40%	$ 23,977,120	$ 4,576,802	19.09%
Property Tax	94,391,000	94,391,000	48,696,434	51.59%	46,395,913	2,300,521	4.96%
Transient Occupancy Tax	22,850,000	22,850,000	11,640,020	50.94%	9,254,910	2,385,110	25.77%
Other Taxes	6,950,000	6,950,000	2,604,025	37.47%	2,761,514	(157,489)	-5.70%
Total Taxes	**187,091,000**	**187,091,000**	**91,494,401**	**48.90%**	**82,389,457**	**9,104,944**	**11.05%**
LICENSES & PERMITS							
Business Licenses	6,000,000	6,000,000	4,042,863	67.38%	2,795,372	1,247,491	44.63%
Fire Operation Permits	2,010,000	2,010,000	1,323,470	65.84%	1,079,590	243,880	22.59%
Miscellaneous Permits	55,000	55,000	11,304	20.55%	16,984	(5,679)	-33.44%
Total Licenses & Permits	**8,065,000**	**8,065,000**	**5,377,637**	**66.68%**	**3,891,946**	**1,485,692**	**38.17%**
FINES & PENALTIES	**1,452,000**	**1,452,000**	**1,403,631**	**96.67%**	**1,411,482**	**(7,851)**	**-0.56%**
INTERGOVERNMENTAL	**970,000**	**1,698,209**	**1,189,353**	**70.04%**	**266,208**	**923,145**	**346.78%**
CHARGES FOR SERVICES	**30,829,954**	**31,086,862**	**20,216,539**	**65.03%**	**18,515,226**	**1,701,314**	**9.19%**
SILICON VALLEY POWER TRANSFER	**34,500,000**	**34,500,000**	**20,687,975**	**59.97%**	**19,197,646**	**1,490,329**	**7.76%**
USE OF MONEY & PROPERTY							
Interest	6,212,000	6,212,000	2,197,241	35.37%	883,249	1,313,992	148.77%
Rent	13,028,187	13,028,187	7,478,037	57.40%	7,259,234	218,803	3.01%
Total Use of Money & Property	**19,240,187**	**19,240,187**	**9,675,278**	**50.29%**	**8,142,483**	**1,532,795**	**18.82%**
MISCELLANEOUS REVENUES	**215,550**	**215,550**	**356,453**	**165.37%**	**219,366**	**137,087**	**62.49%**
OTHER FINANCING SOURCES							
Operating Transfer In - Storm Drain	1,454,000	1,454,000	1,454,000	100.00%	1,454,000	-	0.00%
Operating Transfer In - Reserves	6,964,827	13,950,549	13,950,549	100.00%	8,097,132	5,853,417	72.29%
Operating Transfer In - Fund Balances(1)	6,162,369	6,162,369	6,162,369	100.00%	4,759,683	1,402,686	29.47%
Operating Transfer In - Miscellaneous	575,821	2,201,534	2,201,534	100.00%	746,044	1,455,490	195.09%
Total Other Financing Sources	**15,157,017**	**23,768,452**	**23,768,452**	**100.00%**	**15,056,859**	**8,711,593**	**57.86%**
STADIUM OPERATION							
Charges for Services	11,705,481	12,023,104	9,587,056	79.74%	1,475,701	8,111,355	549.66%
Rent and Licensing	1,472,000	8,796,722	7,504,101	85.31%	216,108	7,287,993	3372.38%
Total Stadium Operation	**13,177,481**	**20,819,826**	**17,091,157**	**82.09%**	**1,691,809**	**15,399,348**	**910.23%**
TOTAL GENERAL FUND	**$ 310,698,189**	**$ 327,937,086**	**$ 191,260,877**	**58.32%**	**$ 150,782,481**	**$ 40,478,396**	**26.85%**

(1) The Operating Transfer In - Fund Balances includes the carryover encumbrances of open purchase orders as of June 30, 2024 and mid year budget amendment from reserves.

General Fund Revenues

Sales Tax: The City of Santa Clara sales tax rate is 9.125%, of which the City receives 1.0%. As of January 31, 2025, $28.6 million has been collected, which is 19.1% higher than prior year collection levels. Given the timing of payments, the sales tax payments through January account for actual activity from July through September 2024, totaling $19.2 million, and advance payments for November and December 2024 totaling $9.0 million. In addition, $0.3 million has been received for the Proposition 172 Public Safety Sales Tax, which is consistent with the prior fiscal year.

In the first quarter of FY 2024/25 (July – September activity) receipts totaled $19.2 million. This collection level was well above prior year receipts of $15.1 million for the first quarter of FY 2023/24. This increase was primarily the result of a 44% increase in the Business-to-Business category, much of which is one time in nature. Growth was also realized in the construction (up 7.5%) and food products (up 1.3%) categories, partially offset by reductions in the general retail (down 4.9%) and transportation (down 9.8%) categories. The County pool receipts in the first quarter of FY 2024/25 were also up 38.6% over the first quarter of FY 2023/24 based on the City's strong sales tax performance; these collections represent approximately 20% of the City's sales tax receipts.

While not reflected in the figures through January, the City has received data for the second quarter 2024 (October – December 2024 activity). Collections in that quarter totaled $20.2 million and were well above $14.5 million collected in the same quarter last fiscal year. The City does not yet have any information on the drivers of that growth and how much can be attributed to one-time activities. Given the strong performance to date, collections are tracking to exceed the budget estimate of $62.0 million. It is important to note that sales tax receipts can vary significantly from quarter to quarter.

Property Tax: $48.7 million in property tax receipts were received through January 2025, or 51.6% of the budget. The majority of property tax revenue is collected in the second half of the fiscal year. Based on latest information from the County of Santa Clara, property tax receipts are projected to end the year at $96.6 million, slightly above the Adopted Budget estimate of $94.4 million.

Transient Occupancy Tax (TOT): TOT is calculated as a percentage of City hotel/motel room charges. The City's TOT rate was 13.5% in January 2025, reflective of an increase of 1% from the previous rate in December of 12.5%. Through January 31, 2025, approximately $11.6 million was received, or 50.9% of the budget. This collection level was 25.8% above the $9.3 million received through January of the prior fiscal year. Receipts are currently tracking to exceed the budget estimate of $22.9 million.

Other Taxes: Includes franchise tax and documentary transfer tax. The City has collected approximately $2.6 million through January, including $1.9 million in franchise taxes and $0.7 million in documentary transfer taxes. This collection level is 5.7% lower than last fiscal year levels due to lower franchise tax receipts.

Licenses & Permits: Includes business licenses, fire operation permits, and miscellaneous permits and fees. Revenue collections are tracking above par with receipts totaling $5.4 million, or 66.7% of the

$8.1 million budget. This reflects strong growth in the majority of the categories with the largest collections in the business license tax category. Effective FY 2023/24, the City implemented a new business license tax methodology which is reflected in the receipts recorded this fiscal year totaling $4.0 million, or 67.4% of the budget. This collection level is above the prior year level of $2.8 million due, in part, to the timing of payments; last year, collections at the beginning of the year were delayed with the implementation of the new tax structure.

Fines & Penalties: Includes vehicle, parking, court fines, and miscellaneous penalty fines. Through January, revenue in this category totaled $1.4 million which is consistent with prior year collection levels. The collections primarily reflect municipal fines and collection charges. Collections in this category have almost met the annual budget of $1.5 million.

Intergovernmental: Includes motor vehicle fees, state homeowner tax relief, state mandated reimbursement, fire-related grants and reimbursements, and redistribution of land sale proceeds and ground leases from the Successor Agency. Through January, approximately $1.2 million has been collected, or 70% of the $1.7 million budget.

Charges for Services: Includes various plan check and zoning-related fees, engineering fees, administrative fees, and community service revenue from various recreational activities. Through January, collections totaled approximately $20.2 million or 65% of the budget. This reflects a 9.2% increase compared to last year's collections, primarily due to higher receipts from miscellaneous fees and interdepartmental charges.

Silicon Valley Power Transfer: In accordance with the City's charter, Silicon Valley Power pays 5.0% of gross revenues to the General Fund. Transfers throughout the year are based on the budgeted estimate and will be trued up at the end of the fiscal year based on actual performance.

Use of Money & Property: Includes realized investment income and rental income. Through January, $9.7 million has been collected, or 50.3% of the budget. This collection level is 18.8% above the $8.1 million received last fiscal year primarily due to higher interest earnings collected in the current year.

Miscellaneous Revenues: Includes developer fees, donations, damage recovery, sale of surplus, and one-time miscellaneous revenues. Through January, collections total $0.3 million, compared to $0.2 million collected in the prior year.

Stadium Operation: Through January, approximately $17.1 million has been collected through charges for services and rent. Of this amount, $7.3 million represents settlement funds related to performance-based rent from FY 2022/23 and FY 2023/24.

General Fund Expenditures

As of January 31, 2025, $192.2 million or 58.6% of the General Fund operating budget had been expended, which is higher than prior year expenditure levels. Excluding transfers, expenditures totaled $165.5 million, or 54.9% of the budget, which is slightly below par. Transfers of $26.7 million have occurred as budgeted. Overall, expenditures in the General Fund are at budgeted levels, with par at 58.3%, through January.

CITY OF SANTA CLARA
GENERAL FUND
EXPENDITURES OVERVIEW AND COMPARISON BY FUNCTION

	FISCAL YEAR 2024/25				PY EXPENDITURES COMPARISON		
Function	Adopted Budget	Amended Budget	Actual Through 01/31/2025	Percentage Used	Actual Through 01/31/2024	$ Change From Prior Year	Percentage Change
GENERAL GOVERNMENT							
Non-Departmental	$ 17,622,136	$ 18,852,222	$ 8,911,702	47.27%	$ 8,079,172	$ 832,530	10.30%
City Council	1,196,923	1,196,923	626,182	52.32%	649,351	(23,169)	-3.57%
City Clerk	2,102,267	2,186,267	1,048,079	47.94%	901,053	147,026	16.32%
City Manager	8,222,051	8,030,316	2,487,962	30.98%	2,238,739	249,223	11.13%
City Attorney	3,357,661	3,440,037	1,699,821	49.41%	1,630,008	69,813	4.28%
Human Resources	4,845,256	5,377,027	2,338,018	43.48%	1,946,140	391,878	20.14%
Finance	21,008,682	21,922,775	12,115,327	55.26%	9,847,823	2,267,504	23.03%
Total General Government	**58,354,976**	**61,005,567**	**29,227,091**	**47.91%**	**25,292,286**	**3,934,805**	**15.56%**
PUBLIC WORKS	**26,347,463**	**28,226,582**	**14,698,520**	**52.07%**	**14,164,636**	**533,884**	**3.77%**
COMMUNITY DEVELOPMENT	**5,575,313**	**5,636,381**	**2,783,343**	**49.38%**	**2,896,015**	**(112,672)**	**-3.89%**
PARKS AND RECREATION	**23,172,047**	**23,931,989**	**12,459,226**	**52.06%**	**12,457,614**	**1,612**	**0.01%**
PUBLIC SAFETY							
Fire	66,292,191	67,939,250	40,260,646	59.26%	38,227,026	2,033,620	5.32%
Police	92,074,298	92,776,102	52,808,481	56.92%	49,209,876	3,598,605	7.31%
Total Public Safety	**158,366,489**	**160,715,352**	**93,069,127**	**57.91%**	**87,436,902**	**5,632,225**	**6.44%**
LIBRARY	**11,732,505**	**12,212,058**	**6,939,745**	**56.83%**	**5,937,396**	**1,002,349**	**16.88%**
DEPARTMENTAL TOTAL	**283,548,793**	**291,727,929**	**159,177,052**	**54.56%**	**148,184,849**	**10,992,203**	**7.42%**
OTHER FINANCING USES							
Operating Transfer Out - Miscellaneous	626,778	1,742,520	1,742,520	100.00%	1,198,809	543,711	45.35%
Operating Transfer Out - Debt Services	1,405,940	1,405,940	1,405,940	100.00%	1,402,440	3,500	0.25%
Operating Transfer Out - Maintenance Dtrct	977,546	977,546	977,546	100.00%	942,413	35,133	3.73%
Operating Transfer Out - Cemetery	823,000	823,000	823,000	100.00%	796,000	27,000	3.39%
Operating Transfer Out - CIP	14,204,882	14,436,988	14,436,988	100.00%	7,305,499	7,131,489	97.62%
Operating Transfer Out - Reserves	-	7,324,722	7,324,722	100.00%			
Total Other Financing Uses	**18,038,146**	**26,710,716**	**26,710,716**	**100.00%**	**11,645,161**	**7,740,833**	**66.47%**
STADIUM OPERATION	**9,111,250**	**9,498,441**	**6,288,928**	**66.21%**	**7,426,868**	**(1,137,940)**	**-15.32%**
TOTAL GENERAL FUND	**$ 310,698,189**	**$ 327,937,086**	**$ 192,176,696**	**58.60%**	**$ 167,256,878**	**$ 17,595,096**	**10.52%**

General Fund Expenditures

Below is an explanation of certain budget to actual expenditure variances by program.

Non-Departmental: Includes expenditures that are not attributable to a single department, but a function of the City in general. Through January, expenditures totaled $8.9 million, or 47.3% of the budget. These expenditures are below par of 58.3%, but higher than prior year levels. This increase is primarily due to higher spend in the salaries and benefits categories, miscellaneous services and supplies, and citywide insurance payments.

City Attorney: Actual expenditures through January totaled approximately $1.7 million, which is 49.4% of the budget, which is below par. Spending is 4.3% higher than the total expenditures through the same time last fiscal year due primarily to increases in the salaries and benefits categories and the outside legal services category.

City Clerk: Through January, actual expenditures were tracking at $1.0 million or approximately 47.9% of the budget. This expenditure level reflects a 16.3% increase compared to last fiscal year due to one-time Granicus costs that are paid every other year.

City Council: Through January, expenditures of $0.6 million were at 52.3% of budget, which is below par. Expenditures are slightly below spend when compared to prior fiscal year levels.

City Manager: The actual expenditures through January totaled $2.5 million, or 31% of the budget, which is below par for this time of the year. Expenditures are 11.1% higher compared with the spending level through the same period last fiscal year. The increase is attributable to higher spend in the salaries and benefits and contractual services categories.

Community Development Department: This department consists of three divisions: Planning, Building, and Housing and Community Services. The Building Division of this department is reflected in the Building Development Services Fund, which falls under the special revenue section of this report. Through January, departmental expenditures for the Planning and Housing and Community Services divisions totaled $2.8 million, or 49.4% of the budget, which is below par of 58.3%. This expenditure level is slightly lower than prior year spend.

Finance Department: Through January 31, 2025, the Department's expenditures totaled $12.1 million, or 55.3% of the budget, which is slightly below par. This expenditure level was approximately 23% higher than through the same period last year. The current year spend reflects higher salaries and benefits, operating supplies, and contractual services costs, primarily related to PeopleSoft and the Questica Budget System.

Fire Department: Through January, actual expenditures totaled $40.3 million, or 59.3% of the budget, which is slightly above par. These expenditures also reflect a 5.3% increase from last fiscal year due to higher expenditures across the salaries and benefits and non-personnel categories including operating supplies and capital outlay. Overtime expenditures are tracking over budget at 200% due, in part, to overtime expenditures related to mutual aid deployment efforts. These costs are reimbursable, and a

budget action were approved by the City Council on December 3, 2024, to recognize reimbursements received to date and increase the Department's overtime budget. Further actions will be brought forward for City Council approval to recognize reimbursements and adjust the Department overtime budget as additional reimbursements are received. Excluding mutual aid-related costs, the overtime budget is 114% expended through January. Overtime is used to backfill for shift absences and vacant shift positions to maintain daily minimum staffing. It is anticipated that overtime expenditures will exceed the overtime budget as the current absence rate exceeds the estimate used in the development of the budget.

Through January, absences are down 8% (from 52,297 to 48,062 hours) when compared with the prior fiscal year but remain above historical levels. Absences are trending high in the areas of injury, family sick leave, sick leave, and vacation usage. It is important to note that employees can elect for compensatory time over overtime pay when backfilling shift absences, which increases the need to backfill when the compensatory time is used. Through January, the compensatory time payouts total $1.03 million, which is above historical levels but 36% below the payouts of $1.61 million experienced through January of last fiscal year. The Department will continue to monitor expenditures throughout the fiscal year, and any necessary budget adjustments will be brought forward for City Council consideration.

Library Department: Through January, actual expenditures totaled $6.9 million, or 56.8% of the budget, which is slightly below par, but 16.9% higher than expenditure levels last fiscal year. The higher spending is primarily in the salaries and benefits, contractual services, and maintenance categories.

Parks and Recreation Department: Through January, actual expenditures totaled $12.5 million, or 52.1% of the budget, which is below par, and consistent with last fiscal year spend.

Police Department: Expenditures through January are tracking at expected levels at $52.8 million, or 56.9% of the budget; this is approximately 7.3% higher than prior year spending. The higher spend is primarily in the salaries and benefits, as-needed and IT subscription services categories.

Stadium Operation: Stadium operating expenditures are incurred first and billed on a reimbursement basis creating a timing difference in revenue recognition. Stadium expenditures totaled $6.3 million through January, which is 15% lower when compared to prior year levels. This is primarily due to fewer ticketed Non-NFL events and NFL games being held in the current year, resulting in lower as needed and overtime spend. The Stadium hosted four ticketed Non-NFL events and ten NFL games through January, and these costs are fully reimbursed by the Stadium Manager and the Stadium Authority. The Bay Area Host Committee also provides reimbursement for expenses incurred related to Super Bowl LX and FIFA World Cup 2026 planning costs.

Special Revenue Funds

The table below is a summary of revenues and expenditures of select Special Revenue Funds as of January 31, 2025. The amended budget reflects carryover encumbrances from fiscal year 2023/24 and budget amendments approved by the City Council through January 2025.

Revenues totaled approximately $14.3 million, while expenditures totaled approximately $13.6 million through the end of January. Both revenue and expenditures are tracking below par of 58.3%. In the Building Development Services Fee Fund and Fire Development Services Fee Fund, development-related fees and expenditures are tracking above prior year levels. In the City Affordable Housing Fund and Housing Successor Agency Fund, higher interest earnings have been collected when compared to prior year levels. However, there have been lower interest collections in the Housing Authority Fund. Higher spend has been recorded in the Housing and Urban Development Fund, which reflects activity in CDBG and HOME grant funded projects.

CITY OF SANTA CLARA
SPECIAL REVENUE FUNDS
REVENUE AND EXPENDITURES - OVERVIEW AND COMPARISON BY FUND

	REVENUE - FISCAL YEAR 2024/25				PRIOR YEAR REVENUE COMPARISON		
Fund Description	Adopted Budget	Amended Budget	Actual Through 1/31/2025	Percentage Received	Actual Through 1/31/2024	$ Change From Prior Year	Percent Change
Building Development Services Fee Fund	$16,164,000	$ 16,164,000	$ 10,176,321	62.96%	$ 8,770,319	$ 1,406,002	16.03%
City Affordable Housing Fund	1,168,177	1,168,177	488,611	41.83%	248,660	239,951	96.50%
Fire CUPA Fund	0	0	17,800	N/A	0	17,800	N/A
Fire Development Services Fee Fund	3,277,500	3,277,500	2,564,177	78.24%	2,220,155	344,022	15.50%
Housing and Urban Development	2,532,068	7,023,563	573,706	8.17%	610,756	(37,050)	-6.07%
Housing Authority Fund	252,496	252,496	32,251	12.77%	79,698	(47,447)	-59.53%
Housing Successor Fund	1,306,326	1,306,326	466,358	35.70%	328,571	137,787	41.94%
TOTAL	**$24,700,567**	**$ 29,192,062**	**$ 14,319,224**	**49.05%**	**$ 12,258,159**	**$ 2,061,065**	**16.81%**

	EXPENDITURES - FISCAL YEAR 2024/25				PRIOR YEAR EXPENDITURE COMPARISON		
Fund Description	Adopted Budget	Amended Budget	Actual Through 1/31/2025	Percentage Used	Actual Through 1/31/2024	$ Change From Prior Year	Percent Change
Building Development Services Fee Fund	$15,044,148	$ 17,302,488	$ 8,975,451	51.87%	$ 8,437,444	$ 538,007	6.38%
City Affordable Housing Fund	1,593,647	12,242,276	510,037	4.17%	2,884,227	(2,374,190)	-82.32%
Fire CUPA Fund	0	535,696	0	0.00%	0	0	N/A
Fire Development Services Fee Fund	3,387,922	3,387,922	2,078,975	61.36%	1,785,789	293,186	16.42%
Housing and Urban Development	2,532,068	7,968,912	1,529,961	19.20%	727,719	802,242	110.24%
Housing Authority Fund	468,931	511,389	98,974	19.35%	95,729	3,245	3.39%
Housing Successor Fund	902,579	1,012,590	382,821	37.81%	513,807	(130,986)	-25.49%
TOTAL	**$23,929,295**	**$ 42,961,273**	**$ 13,576,219**	**31.60%**	**$ 14,444,715**	**$ (868,496)**	**-6.01%**

Governmental Capital Improvement Funds

The table below lists the revenue for selected capital improvement funds. The amended budget reflects current year appropriations, prior year carryover, and budget amendments approved through January 2025. As of January 31, 2025, the capital fund revenue totaled $11.9 million, or 31% of the amended budget. In the City Affordable Housing Capital Fund, revenue collected reflects housing impact fees. In the Streets and Highways Capital Fund, the majority of the revenue collected reflects revenue from other agencies, grant funding, as well as VTA Measure B funds. The Parks and Recreation Capital Fund total reflects $1.5 million collected in Mitigation Fee Act revenue as well as interest earnings.

CITY OF SANTA CLARA
GOVERNMENTAL CAPITAL IMPROVEMENT FUNDS
REVENUE - OVERVIEW AND COMPARISON BY SELECTED FUND

	REVENUE - FISCAL YEAR 2024/25				
Fund Description	Current Year Appropriation	Prior Year Carryforward	Total Amended Budget	Actual Through 1/31/2025	Percentage Used
City Affordable Housing Capital Fund	$ -	$ -	$ -	$ 2,968,732	NA
Parks & Recreation	-	3,349,489	3,349,489	2,439,276	72.83%
Related Santa Clara Developer	795,344	-	795,344	166,544	20.94%
Storm Drain	1,786,902	3,000,000	4,786,902	1,008,119	21.06%
Streets & Highways	6,098,308	19,534,183	25,632,491	5,161,113	20.14%
Tasman East Specific Infrastructure Improvement Fund	3,734,932	-	3,734,932	117,301	3.14%
TOTAL	**$ 12,415,486**	**$ 25,883,672**	**$ 38,299,158**	**$11,861,085**	**30.97%**

The table below lists the total amended budgeted amounts for expenditures in the Capital Improvement Funds. Similar to the revenue table, the amended expenditure budgets consist of current year appropriations, prior year carryover encumbrance balances in Governmental Capital Improvement Funds, and budget amendments approved through January 2025. As of January 31, 2025, capital fund expenditures totaled $19.8 million, or 11.4% of the amended budget.

As part of the adoption of the FY 2024/25 and FY 2025/26 biennial capital improvement program budget, some capital funds were carried over for projects that were not anticipated to be completed by June 30, 2024. Necessary additional adjustments to the capital carryover amounts were included as part of the FY 2023/24 Budget Year End Report approved on December 3, 3024 and are reflected in the tables below.

CITY OF SANTA CLARA
GOVERNMENTAL CAPITAL IMPROVEMENT FUNDS
SUMMARY OF EXPENDITURES

	EXPENDITURES - FISCAL YEAR 2024/25				
Fund Description	Current Year Appropriation	Prior Year Carryforward	Total Amended Budget	Actual Through 1/31/2025	Percentage Used
Fire	$ 2,360,137	$ 550,295	$ 2,910,432	$ 480,072	16.49%
General Gov't - Other	5,013,009	9,675,140	14,688,149	854,419	5.82%
Library	475,929	261,190	737,119	12,585	1.71%
Parks & Recreation	12,423,980	22,186,879	34,610,859	2,351,132	6.79%
Patrick Henry Drive Infrastructure Improvement Fund	-	-	-	-	NA
Public Buildings	5,805,328	3,933,806	9,739,134	776,463	7.97%
Related Santa Clara Developer	1,189,335	19,828	1,209,163	338,360	27.98%
Storm Drain	3,794,643	6,658,409	10,453,052	975,889	9.34%
Streets & Highways	49,114,819	46,415,359	95,530,178	13,948,498	14.60%
Tasman East Specific Infrastructure Improvement Fund	1,432,193	1,424,215	2,856,408	14,904	0.52%
TOTAL	**$ 81,609,373**	**$ 91,125,121**	**$ 172,734,494**	**$19,752,322**	**11.44%**

Enterprise Funds

The table below is a summary of revenues and expenses for the Enterprise Operating Funds as of January 31, 2025. Overall, revenues are tracking above budgeted estimates, while expenditures are tracking below budgeted levels.

CITY OF SANTA CLARA
ENTERPRISE OPERATING FUNDS
REVENUE AND EXPENSES - OVERVIEW AND COMPARISON BY FUND

	REVENUE - FISCAL YEAR 2024/25				PRIOR YEAR REVENUE COMPARISON		
Fund Description	Adopted Budget	Amended Budget	Actual Through 1/31/2025	Percentage Received	Actual Through 1/31/2024	$ Change From Prior Year	Percent Change
Cemetery Fund	$ 750,000	$ 750,000	$ 370,775	49.44%	$ 250,163	$ 120,612	48.21%
Electric Utility Fund	893,397,959	893,397,959	556,078,817	62.24%	384,549,074	171,529,743	44.61%
Sewer Utility Fund	46,989,803	46,989,803	34,057,191	72.48%	43,110,804	(9,053,613)	-21.00%
Solid Waste Utility Fund	41,561,372	41,561,372	21,842,753	52.56%	20,754,554	1,088,199	5.24%
Water Recycling Fund	8,507,338	8,507,338	6,606,658	77.66%	4,483,130	2,123,528	47.37%
Water Utility Fund	64,096,935	64,096,935	37,530,246	58.55%	32,179,896	5,350,350	16.63%
TOTAL REVENUE	**$ 1,055,303,407**	**$ 1,055,303,407**	**$ 656,486,440**	**62.21%**	**$ 485,327,621**	**$ 171,158,819**	**35.27%**

	EXPENSES - FISCAL YEAR 2024/25				PRIOR YEAR EXPENSE COMPARISON		
Fund Description	Adopted Budget	Amended Budget	Actual Through 1/31/2025	Percentage Used	Actual Through 1/31/2024	$ Change From Prior Year	Percent Change
Cemetery Fund	$ 1,628,800	$ 1,628,800	$ 665,862	40.88%	$ 589,227	$ 76,635	13.01%
Electric Utility Fund	649,513,582	672,335,619	323,319,870	48.09%	326,809,842	(3,489,972)	-1.07%
Sewer Utility Fund	38,762,083	39,278,049	21,714,503	55.28%	24,469,972	(2,755,469)	-11.26%
Solid Waste Utility Fund	40,775,942	43,928,485	21,643,221	49.27%	19,510,141	2,133,080	10.93%
Water Recycling Fund	9,307,289	10,982,389	5,226,171	47.59%	3,245,325	1,980,846	61.04%
Water Utility Fund	57,614,177	58,830,207	33,706,437	57.29%	30,534,988	3,171,449	10.39%
TOTAL - Operating Appropriations	**$ 797,601,873**	**$ 826,983,549**	**$ 406,276,064**	**49.13%**	**$ 405,159,495**	**$ 1,116,569**	**0.28%**

While revenues are tracking slightly higher than prior years, expenditures are consistent with prior year levels. Revenue in the Electric Utility Fund is tracking above the prior year due primarily to bond proceeds of $130.6 million received in FY 2024/25. In the Sewer Utility Fund, revenue is tracking below the prior year due to the issuance of debt in FY 2023/24.

Revenues in the electric (which also includes the Electric Debt Service Fund), water, and sewer utility (which also includes the Sewer Debt Service Fund) and water recycling funds are primarily from customer service charges. The activity levels for these customer service charges also impact the resource and production costs on the expenditure side for these funds.

A summary of revenue and expenses in the Enterprise Capital Improvement Funds is detailed in the table below. Actual revenue through January 31, 2025, totaled $25.9 million, consisting primarily of developer contributions and load development fees in the Electric Utility Fund and sewer fees and

reimbursements from the City of San Jose for the Regional Wastewater Facility in the Sewer Utility Fund. Enterprise capital fund expenses totaled $39.5 million, or 7.6% of the amended budget. Similar to the general government capital funds, capital funds were carried over from FY 2023/24 as part of the FY 2024/25 and FY 2025/26 budget adoption process for those projects that were not expected to be completed by June 30, 2024. Necessary additional adjustments to the capital carryover amounts were included as part of the FY 2023/24 Budget Year End Report approved on December 3, 2024 and are reflected below.

CITY OF SANTA CLARA
ENTERPRISE CAPITAL IMPROVEMENT FUNDS
REVENUE AND EXPENSES - OVERVIEW AND COMPARISON BY SELECTED FUND

	REVENUE - FISCAL YEAR 2024/25				
Fund Description	Current Year Appropriation	Prior Year Carryforward	Total Amended Budget	Actual Through 1/31/2025	Percentage Used
Convention Center Capital Fund	$ 550,000	$ -	$ 550,000	$ 550,000	100.00%
Electric Utility Fund	25,282,233	26,030,596	51,312,829	22,461,996	43.77%
Sewer Utility Fund	-	-	-	2,300,324	N/A
Solid Waste Utility Fund	258,000	-	258,000	6,556	2.54%
Street Lighting (1)	-	-	-	837	N/A
Water Utility Fund	-	-	-	30,684	N/A
TOTAL - Revenue	**$ 26,090,233**	**$ 26,030,596**	**$ 52,120,829**	**$ 25,350,397**	**48.64%**

	EXPENDITURES - FISCAL YEAR 2024/25				
Fund Description	Current Year Appropriation	Prior Year Carryforward	Total Amended Budget	Actual Through 1/31/2025	Percentage Used
Cemetery Fund	$ 22,524	$ 252,644	$ 275,168	$ 2,735	0.99%
Convention Center Capital Fund	2,699,999	1,723,150	4,423,149	330,362	7.47%
Electric Utility Fund	259,249,754	184,117,774	443,367,528	30,710,504	6.93%
Sewer Utility Fund	24,421,888	24,213,217	48,635,105	4,944,847	10.17%
Solid Waste Utility Fund	907,874	24,569	932,443	482,693	51.77%
Street Lighting (1)	5,374,952	3,524,758	8,899,710	165,727	1.86%
Water Recycling Fund	400,000	-	400,000	1,053	0.26%
Water Utility Fund	8,731,864	2,692,753	11,424,617	2,823,223	24.71%
TOTAL - CIP Appropriations	**$ 301,808,855**	**$ 216,548,865**	**$ 518,357,720**	**$ 39,461,144**	**7.61%**

(1) Street Lighting fund is part of Electric Capital Improvement Funds

Fund Reserves

By policy, City Council established the City's General Contingency Reserve, under which reserves for Budget Stabilization and Capital Projects were established.

- Budget Stabilization Reserve is set aside for weathering economic downturns, emergency financial crisis, or disaster situations. The reserve target is equal to the expenditures of the City's General Fund operations for three months (90-day or 25% General Fund Adopted Operating Budget). In FY 2024/25, the City Council approved an exception to the policy to allow the Reserve to drop to a minimum of 15% of expenditures.
- Capital Projects Reserve earmarks funds for the Capital Improvement Program.

Other General Reserves and Enterprise Fund Reserves included in this report are highlighted as follows:

- Technology Fee Reserve is set aside to update and/or replace the City's aging technology and to ensure internal controls are in compliance with current business standard and legal requirements.
- Land Sale Reserve is net proceeds from the sale of City-owned land, with interest earned on these funds available to be appropriated for General Fund operating expenditures. This reserve is available for appropriation by City Council action.
- The Electric Utility Rate Stabilization Reserve and Operations and Maintenance Reserve ensures sufficient operating cash is available to cover day-to-day expenses, address unforeseen cost increases or revenue shortfalls, and ensure debt service coverage.
- The Replacement and Improvement Reserve in the Water and Sewer Utility Funds is for future capital improvement.

The table below summarizes select reserve balances.

CITY OF SANTA CLARA
RESERVE BALANCES
January 31, 2025

DETAIL OF SELECTED FUND RESERVE BALANCES:

	GENERAL FUND	ELECTRIC	WATER
Budget Stabilization Reserve	$ 69,337,874		
Capital Projects Reserve	7,834,572		
Land Sale Reserve	18,481,036		
Technology Fee Reserve	2,477,529		
Electric Rate Stabilization Fund Reserve		$ 70,000,000	
Electric Operations and Maintenance Reserve		257,000,000	
Replacement & Improvement			$ 303,090
TOTALS	**$ 98,131,011**	**$ 327,000,000**	**$ 303,090**

Donations to the City of Santa Clara

Donations received by department during the month of January 2025 and for fiscal year 2024/25 are shown in the table below.

Department	Jan-25	Fiscal Year 2024/25 Year To Date	Designated Use
City Manager's Office	-	2	Help Your Neighbor
Parks & Recreation	1,500	4,000	Case Management
Parks & Recreation	-	632	Reed/Grant Park Soccer Equipment
Parks & Recreation	-	3,915	Roberta Jones Jr. Theatre
Parks & Recreation	-	19,375	Wade Brummal
TOTALS	**$ 1,500**	**$ 27,924**	

City of Santa Clara

The Center of What's Possible

MONTHLY INVESTMENT REPORT

January 2025

City of Santa Clara

Monthly Investment Report

TABLE OF CONTENTS

		Page #
1	Summary of Investment Portfolio	1
2	Summary of Investments	5
3	Investment Maturity Distribution Schedule	6
4	Attachment A: Investment Inventory With Market Value	7
5	Attachment B: Statement of Transactions	12

CITY OF SANTA CLARA
SUMMARY OF INVESTMENT PORTFOLIO

All securities held by the City of Santa Clara as of January 31, 2025 were in compliance with the City's Investment Policy Statement regarding current market strategy and long-term goals and objectives. All securities held are rated A or higher by two nationally recognized rating agencies. There is adequate cash flow and maturity of investments to meet the City's needs for the next six months.

The following table provides the breakdown of the total portfolio among the City, the Sports and Open Space Authority (SOSA), and the Housing Authority (HA) as of January 31, 2025.

	COST VALUE	PERCENTAGE
City	$1,327,395,151	99.91%
SOSA	10,821	0.00%
HA	1,151,269	0.09%
Unrestricted	$1,328,557,241	100.00%
Restricted Bond Proceeds	2,415,874	
Total Investments	$1,330,973,115	

On January 31, 2025 the cost value and market value of the City's unrestricted pooled investment portfolio were $1,328,557,241 and $1,321,839,036 respectively.

Investment Strategy and Market Update

At the January Federal Open Market Committee (FOMC), the Federal Reserve (Fed) maintained the target range for the federal funds rate at 4.25% to 4.50%. In Fed Chair Jerome Powell's post meeting press conference, he emphasized the Fed is "not in a hurry" to make further policy rate adjustments as the labor market remains "solid" and inflation "somewhat elevated."

The Consumer Price Index (CPI) and Personal Consumption Expenditures Index (PCE) both increased marginally on a year-over-year basis. Core PCE remained above the Fed's 2% target at 2.8% YoY, although the annualized three- and six-month rates are beginning to show signs of disinflation.

Non-farm payrolls for January grew 143,000, slightly missing consensus expectations. This was offset by a combined 100,000 upward revision to the already-strong November and December readings, resulting in a 3-month moving average change in nonfarm payrolls at a robust 237,000. The unemployment rate also fell to 4.0%.

After touching multi-month highs in mid-January, U.S. Treasury yields beyond two years declined notably over the latter half of the month on ebbing inflation fears. Despite the end-of-month rally, the yield on the 10-year U.S. Treasury remains near the higher end of its three-year range, while 2-year yields are closer to the multi-year average.

Yields on 3-month, 2-year, and 10-year U.S. Treasuries ended the month 3 to 4 basis points lower at 4.28%, 4.20%, and 4.54%, respectively. The yield curve continued to steepen as the spread between the 2-year and 10-year U.S. Treasury reached its highest level in nearly three years. This relationship underscores the recent trend of a steepening curve and expectations this dynamic will continue.

The City's investment strategy for January 2025 was to invest funds not required to meet current obligations, in securities listed in the prevailing Investment Policy Statement, with maturities not to exceed five years from date of purchase. This strategy ensures safety of the City's funds, provides liquidity to meet the City's cash needs, and earns a reasonable portfolio return. PFM Asset Management LLC began actively managing the City's securities portfolio on September 1, 2020.

As of January 31, 2025, 53.55% of the City's portfolio consists of U.S. Treasury Notes, 21.20% consists of California Asset Management Program (CAMP), 14.76% consists of investment grade Corporate Notes, 4.46% consists of investment grade Asset-Back Securities, 4.31% consists of investment grade Mortgage-Backed Securities, 0.56% consists of Negotiable Certificates of Deposit, 0.52% consists of Federal Agencies, and 0.46% consists of Local Agency Investment Fund (LAIF). In addition, City bond proceeds are invested in separate funds and are not included in the calculation of the City's portfolio yield.

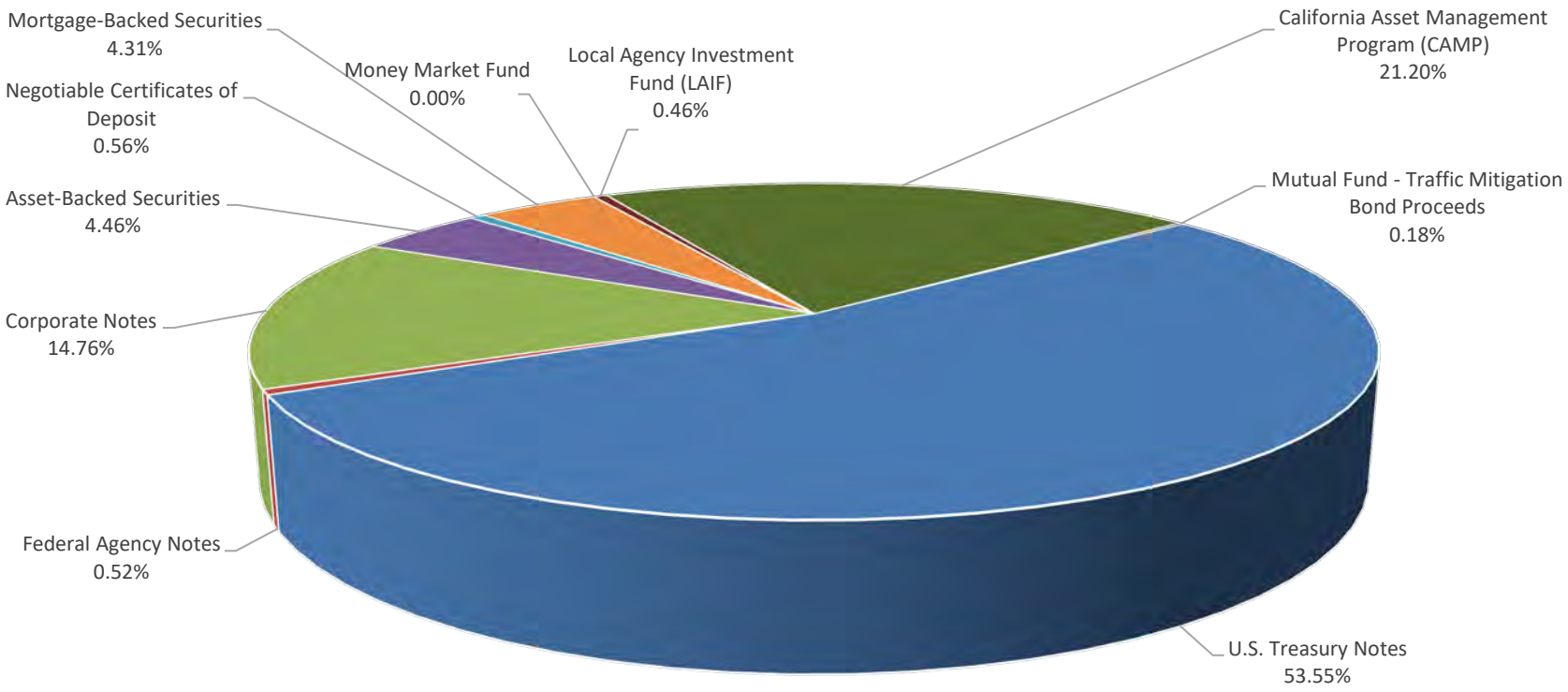

The City's securities portfolio is benchmarked against the ICE BAML 1-5 US Treasury Index.

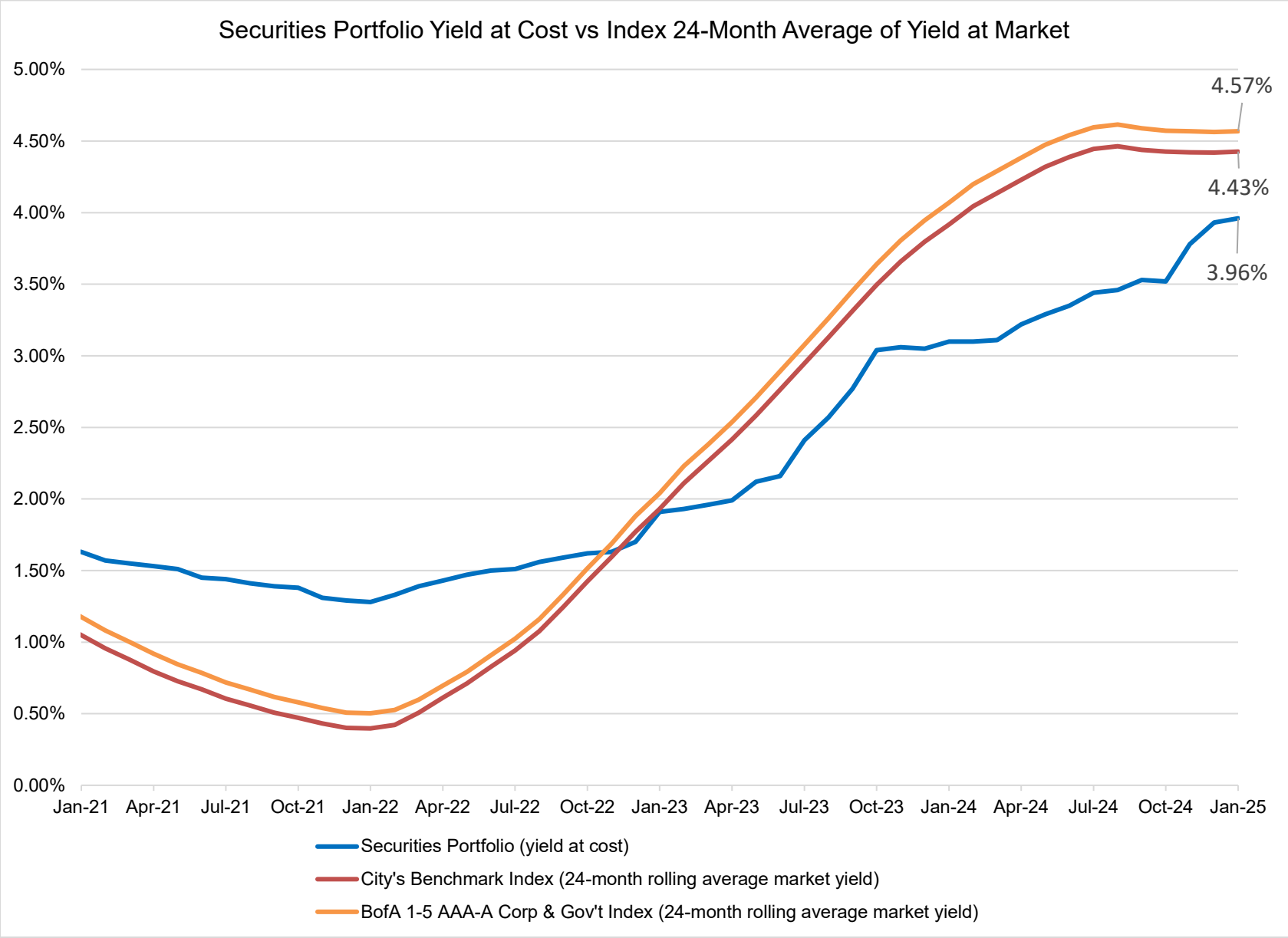

The following table summarizes the investment yields other information of the City's investment portfolio components, along with comparable-maturity market indices. Also shown are the monthly interest income and aggregate year-to-date income.

	Current Month 1/31/2025
Investment Yield	
Liquidity Portfolio[1]	4.52%
LAIF average monthly yield	*4.37%*
Securities Portfolio[2]	3.96%
ICE BAML 1-5 US Treasury Index (24-month rolling average market yield)	*4.43%*
ICE BAML 1-5 AAA-A US Corporate & Government Index (24-month rolling average market yield)	*4.57%*
City Portfolio (Liquidity + Securities)	4.09%
Investment Total Return*	
Securities Portfolio	0.42%
ICE BAML 1-5 US Treasury Index	*0.49%*
ICE BAML 1-5 AAA-A US Corporate & Government Index	*0.51%*
Average Maturity of Investments (in years)	
Liquidity Portfolio[1]	0.90
Securities Portfolio[2]	2.83
City Portfolio (Liquidity + Securities)	2.25
ICE BAML 1-5 US Treasury Index	*2.71*
ICE BAML 1-5 AAA-A US Corporate & Government Index	*2.73*
Cash Interest Income Current Month[3]	$ 3,046,430
Cash Interest Income Fiscal Year-To-Date[3]	$ 25,306,164

1. Consists of CAMP Pool, LAIF, Dreyfus Traffic Mitigation Fund, & Principal Sweep Account
2. Core long term portfolio managed by PFM Asset Management
3. Cash basis
* Total rate of return including earnings, distributions, and capital appreciation/depreciation of all portfolio assets

CITY OF SANTA CLARA

SUMMARY OF INVESTMENTS JANUARY 31, 2025

INVESTMENT TYPE	COST VALUE	% OF PORTFOLIO	PER INVESTMENT POLICY
U.S. Treasury Notes	712,694,517	53.55%	No Limit
Federal Agency Notes	6,862,929	0.52%	80%
Corporate Notes	196,426,647	14.76%	25%
Asset-Backed Securities	59,414,048	4.46%	10%
Negotiable Certificates of Deposit	7,500,000	0.56%	30%
Mortgage-Backed Securities	57,394,965	4.31%	15%
Money Market Fund	23,257	0.00%	10% Per Fund
Local Agency Investment Fund (LAIF)	6,143,281	0.46%	$75 M
California Asset Management Program (CAMP)	282,097,597	21.20%	No Limit
Mutual Fund - Traffic Mitigation Bond Proceeds	2,415,874	0.18%	10% Per Fund
TOTAL INVESTMENTS	$1,330,973,115	100.00%	

INVESTMENT MATURITY DISTRIBUTION
AS OF JANUARY 31, 2025
UNRESTRICTED POOLED PORTFOLIO

MATURITY (IN MONTHS)	COST VALUE	NUMBER OF INVESTMENTS	DISTRIBUTION
DEMAND (a)	$ 248,264,135 (a)	4	18.69%
0 TO 6	91,291,939	13	6.87%
7 TO 12	39,521,425	9	2.97%
13 TO 18	60,382,421	9	4.54%
19 TO 24	109,033,035	11	8.21%
25 TO 30	148,989,710	17	11.21%
31 TO 36	137,934,906	18	10.38%
37 TO 42	149,824,181	27	11.28%
43 TO 48	141,171,388	23	10.63%
49 TO 54	131,472,340	18	9.90%
55 TO 60	70,671,761	14	5.32%
TOTAL	$1,328,557,241	163	100.00%

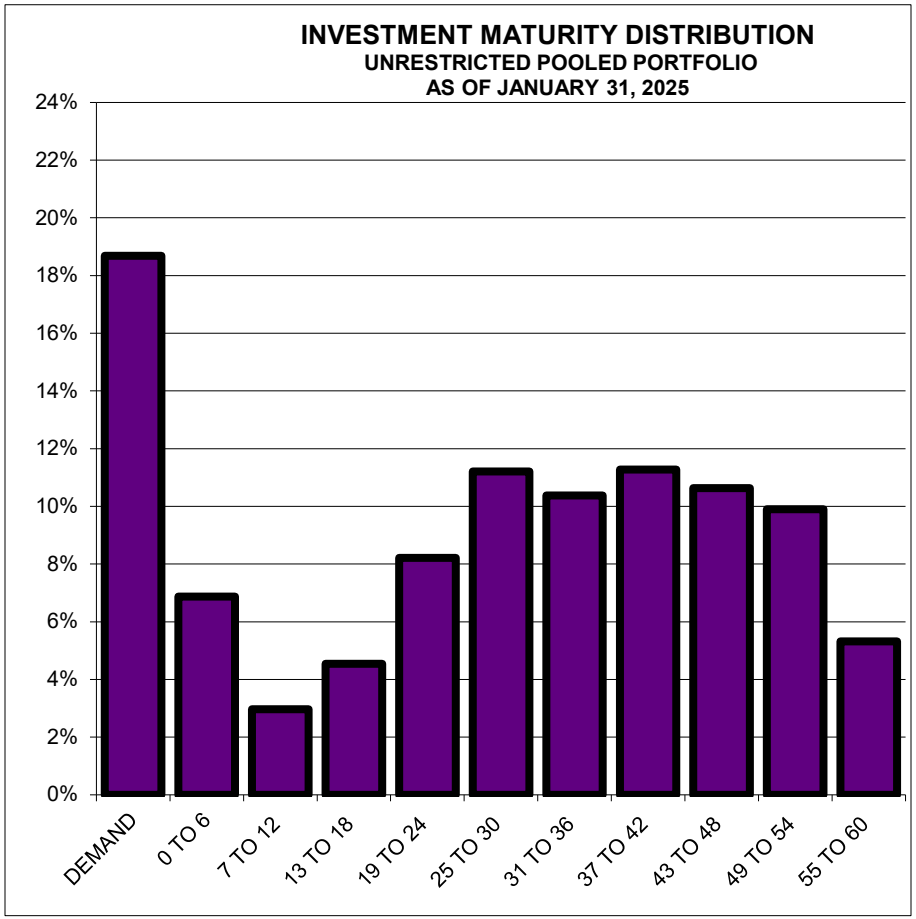

Average Maturity of Unrestricted Pool: **2.25 Years**

(a) $20 million is earmarked for the City's Electric Utility power-trading.

City of Santa Clara Monthly Report

1/31/2025

Description	Issue Date	Coupon Rate	Maturity Date	CUSIP	Par Value	S&P Rating	Settle Date	Cost Value	YTM at Cost	Market Value	Unrealized G/L
UNITED STATES TREASURY	2/28/2018	2.750%	2/28/2025	9128283Z1	6,200,000.00	AA+	3/6/2020	6,850,757.82	0.61%	6,192,746.00	-658,011.82
UNITED STATES TREASURY	4/30/2024	4.875%	4/30/2026	91282CKK6	18,735,000.00	AA+	11/21/2024	18,875,512.50	4.33%	18,877,011.30	1,498.80
UNITED STATES TREASURY	5/31/2024	4.875%	5/31/2026	91282CKS9	15,790,000.00	AA+	11/21/2024	15,912,125.78	4.34%	15,918,372.70	6,246.92
UNITED STATES TREASURY	9/15/2023	4.625%	9/15/2026	91282CHY0	19,355,000.00	AA+	11/21/2024	19,456,311.33	4.32%	19,476,742.95	20,431.62
UNITED STATES TREASURY	9/15/2023	4.625%	9/15/2026	91282CHY0	10,000,000.00	AA+	10/3/2023	9,930,468.75	4.88%	10,062,900.00	132,431.25
UNITED STATES TREASURY	10/16/2023	4.625%	10/15/2026	91282CJC6	9,975,000.00	AA+	1/13/2025	10,019,809.57	4.35%	10,039,638.00	19,828.43
UNITED STATES TREASURY	11/15/2023	4.625%	11/15/2026	91282CJK8	24,250,000.00	AA+	11/20/2024	24,413,876.95	4.27%	24,415,870.00	1,993.05
UNITED STATES TREASURY	11/15/2023	4.625%	11/15/2026	91282CJK8	13,925,000.00	AA+	10/16/2024	14,115,380.86	3.93%	14,020,247.00	-95,133.86
UNITED STATES TREASURY	12/15/2023	4.375%	12/15/2026	91282CJP7	11,110,000.00	AA+	12/18/2024	11,138,642.97	4.24%	11,141,219.10	2,576.13
UNITED STATES TREASURY	2/15/2024	4.125%	2/15/2027	91282CKA8	12,205,000.00	AA+	12/19/2024	12,180,208.59	4.22%	12,183,031.00	2,822.41
UNITED STATES TREASURY	4/15/2024	4.500%	4/15/2027	91282CKJ9	21,925,000.00	AA+	11/20/2024	22,050,041.02	4.25%	22,053,480.50	3,439.48
UNITED STATES TREASURY	5/15/2017	2.375%	5/15/2027	912828X88	5,400,000.00	AA+	8/8/2022	5,248,546.88	3.01%	5,184,864.00	-63,682.88
UNITED STATES TREASURY	5/15/2024	4.500%	5/15/2027	91282CKR1	15,280,000.00	AA+	12/18/2024	15,373,112.50	4.23%	15,370,152.00	-2,960.50
UNITED STATES TREASURY	5/15/2024	4.500%	5/15/2027	91282CKR1	2,200,000.00	AA+	9/17/2024	2,257,492.19	3.46%	2,212,980.00	-44,512.19
UNITED STATES TREASURY	6/17/2024	4.625%	6/15/2027	91282CKV2	27,665,000.00	AA+	9/27/2024	28,426,868.16	3.55%	27,918,964.70	-507,903.46
UNITED STATES TREASURY	6/17/2024	4.625%	6/15/2027	91282CKV2	5,020,000.00	AA+	10/22/2024	5,102,947.66	3.96%	5,066,083.60	-36,864.06
UNITED STATES TREASURY	6/17/2024	4.625%	6/15/2027	91282CKV2	10,000,000.00	AA+	10/16/2024	10,188,671.88	3.87%	10,091,800.00	-96,871.88
UNITED STATES TREASURY	8/1/2022	2.750%	7/31/2027	91282CFB2	10,800,000.00	AA+	9/14/2022	10,392,046.88	3.60%	10,426,212.00	34,165.12
UNITED STATES TREASURY	8/15/1997	6.375%	8/15/2027	912810FA1	9,390,000.00	AA+	10/5/2023	9,913,052.34	4.78%	9,883,350.60	-29,701.74
UNITED STATES TREASURY	8/15/2017	2.250%	8/15/2027	9128282R0	11,115,000.00	AA+	9/6/2022	10,537,975.20	3.40%	10,594,373.40	56,398.20
UNITED STATES TREASURY	9/30/2022	4.125%	9/30/2027	91282CFM8	7,495,000.00	AA+	10/11/2024	7,546,528.13	3.88%	7,477,761.50	-68,766.63
UNITED STATES TREASURY	9/30/2022	4.125%	9/30/2027	91282CFM8	3,785,000.00	AA+	11/3/2022	3,760,308.79	4.27%	3,776,294.50	15,985.71
UNITED STATES TREASURY	10/31/2022	4.125%	10/31/2027	91282CFU0	18,960,000.00	AA+	10/11/2024	19,088,128.13	3.89%	18,912,600.00	-175,528.13
UNITED STATES TREASURY	10/31/2022	4.125%	10/31/2027	91282CFU0	4,750,000.00	AA+	1/31/2023	4,833,310.55	3.72%	4,738,125.00	-95,185.55
UNITED STATES TREASURY	10/31/2022	4.125%	10/31/2027	91282CFU0	5,100,000.00	AA+	12/13/2022	5,165,343.75	3.83%	5,087,250.00	-78,093.75
UNITED STATES TREASURY	10/31/2022	4.125%	10/31/2027	91282CFU0	10,930,000.00	AA+	12/8/2022	11,081,995.31	3.81%	10,902,675.00	-179,320.31
UNITED STATES TREASURY	10/31/2022	4.125%	10/31/2027	91282CFU0	16,115,000.00	AA+	9/17/2024	16,442,335.94	3.43%	16,074,712.50	-367,623.44
UNITED STATES TREASURY	11/17/1997	6.125%	11/15/2027	912810FB9	3,100,000.00	AA+	7/24/2024	3,288,058.59	4.14%	3,256,457.00	-31,601.59
UNITED STATES TREASURY	11/30/2022	3.875%	11/30/2027	91282CFZ9	7,130,000.00	AA+	9/5/2024	7,182,917.97	3.63%	7,061,765.90	-121,152.07
UNITED STATES TREASURY	1/3/2023	3.875%	12/31/2027	91282CGC9	8,255,000.00	AA+	1/31/2023	8,320,459.57	3.70%	8,175,669.45	-144,790.12
UNITED STATES TREASURY	1/3/2023	3.875%	12/31/2027	91282CGC9	7,325,000.00	AA+	2/8/2023	7,333,583.98	3.85%	7,254,606.75	-78,977.23
UNITED STATES TREASURY	1/3/2023	3.875%	12/31/2027	91282CGC9	4,850,000.00	AA+	2/2/2023	4,906,078.13	3.62%	4,803,391.50	-102,686.63
UNITED STATES TREASURY	1/3/2023	3.875%	12/31/2027	91282CGC9	7,175,000.00	AA+	9/27/2024	7,247,030.27	3.54%	7,106,048.25	-140,982.02
UNITED STATES TREASURY	1/31/2023	3.500%	1/31/2028	91282CGH8	7,505,000.00	AA+	5/16/2023	7,508,517.97	3.49%	7,351,072.45	-157,445.52
UNITED STATES TREASURY	2/28/2023	4.000%	2/29/2028	91282CGP0	8,080,000.00	AA+	1/26/2024	8,063,587.50	4.05%	8,022,551.20	-41,036.30
UNITED STATES TREASURY	2/28/2023	4.000%	2/29/2028	91282CGP0	7,360,000.00	AA+	5/16/2023	7,532,500.00	3.46%	7,307,670.40	-224,829.60
UNITED STATES TREASURY	2/28/2023	4.000%	2/29/2028	91282CGP0	6,600,000.00	AA+	3/7/2023	6,526,781.25	4.25%	6,553,074.00	26,292.75
UNITED STATES TREASURY	2/28/2023	4.000%	2/29/2028	91282CGP0	5,215,000.00	AA+	10/11/2024	5,230,685.74	3.90%	5,177,921.35	-52,764.39
UNITED STATES TREASURY	3/31/2023	3.625%	3/31/2028	91282CGT2	5,765,000.00	AA+	5/4/2023	5,816,569.73	3.42%	5,659,154.60	-157,415.13
UNITED STATES TREASURY	3/31/2023	3.625%	3/31/2028	91282CGT2	5,030,000.00	AA+	5/2/2023	5,023,712.50	3.65%	4,937,649.20	-86,063.30
UNITED STATES TREASURY	5/1/2023	3.500%	4/30/2028	91282CHA2	5,075,000.00	AA+	5/2/2023	5,042,488.28	3.64%	4,958,630.25	-83,858.03
UNITED STATES TREASURY	5/31/2023	3.625%	5/31/2028	91282CHE4	11,735,000.00	AA+	6/5/2023	11,695,577.73	3.70%	11,502,177.60	-193,400.13
UNITED STATES TREASURY	5/31/2023	3.625%	5/31/2028	91282CHE4	8,285,000.00	AA+	1/26/2024	8,149,074.22	4.04%	8,120,625.60	-28,448.62
UNITED STATES TREASURY	6/30/2023	4.000%	6/30/2028	91282CHK0	11,300,000.00	AA+	7/10/2023	11,117,699.22	4.36%	11,205,532.00	87,832.78
UNITED STATES TREASURY	6/30/2023	4.000%	6/30/2028	91282CHK0	1,700,000.00	AA+	7/3/2023	1,687,183.59	4.17%	1,685,788.00	-1,395.59
UNITED STATES TREASURY	7/31/2023	4.125%	7/31/2028	91282CHQ7	4,950,000.00	AA+	8/2/2023	4,921,962.89	4.25%	4,926,240.00	4,277.11

City of Santa Clara Monthly Report

1/31/2025

Description	Issue Date	Coupon Rate	Maturity Date	CUSIP	Par Value	S&P Rating	Settle Date	Cost Value	YTM at Cost	Market Value	Unrealized G/L
UNITED STATES TREASURY	8/31/2023	4.375%	8/31/2028	91282CHX2	7,940,000.00	AA+	1/26/2024	8,054,137.50	4.03%	7,962,311.40	-91,826.10
UNITED STATES TREASURY	8/31/2023	4.375%	8/31/2028	91282CHX2	1,735,000.00	AA+	8/31/2023	1,742,726.17	4.28%	1,739,875.35	-2,850.82
UNITED STATES TREASURY	10/31/2023	4.875%	10/31/2028	91282CJF9	5,900,000.00	AA+	1/4/2024	6,140,839.84	3.94%	6,016,643.00	-124,196.84
UNITED STATES TREASURY	10/31/2023	4.875%	10/31/2028	91282CJF9	5,160,000.00	AA+	1/8/2024	5,355,717.19	4.00%	5,262,013.20	-93,703.99
UNITED STATES TREASURY	11/16/1998	5.250%	11/15/2028	912810FF0	11,160,000.00	AA+	9/17/2024	11,969,100.00	3.37%	11,526,159.60	-442,940.40
UNITED STATES TREASURY	11/30/2023	4.375%	11/30/2028	91282CJN2	8,025,000.00	AA+	1/26/2024	8,150,704.10	4.01%	8,045,062.50	-105,641.60
UNITED STATES TREASURY	1/2/2024	3.750%	12/31/2028	91282CJR3	14,950,000.00	AA+	1/19/2024	14,770,132.81	4.02%	14,652,196.00	-117,936.81
UNITED STATES TREASURY	1/2/2024	3.750%	12/31/2028	91282CJR3	6,250,000.00	AA+	1/4/2024	6,202,148.44	3.92%	6,125,500.00	-76,648.44
UNITED STATES TREASURY	1/31/2024	4.000%	1/31/2029	91282CJW2	6,400,000.00	AA+	2/13/2024	6,367,750.00	4.11%	6,328,256.00	-39,494.00
UNITED STATES TREASURY	1/31/2024	4.000%	1/31/2029	91282CJW2	5,030,000.00	AA+	2/14/2024	4,968,107.42	4.28%	4,973,613.70	5,506.28
UNITED STATES TREASURY	1/31/2024	4.000%	1/31/2029	91282CJW2	4,735,000.00	AA+	9/5/2024	4,814,348.24	3.58%	4,681,920.65	-132,427.59
UNITED STATES TREASURY	2/16/1999	5.250%	2/15/2029	912810FG8	8,610,000.00	AA+	7/24/2024	9,040,500.00	4.04%	8,939,935.20	-100,564.80
UNITED STATES TREASURY	2/29/2024	4.250%	2/28/2029	91282CKD2	4,375,000.00	AA+	9/27/2024	4,498,046.88	3.56%	4,364,412.50	-133,634.38
UNITED STATES TREASURY	2/29/2024	4.250%	2/28/2029	91282CKD2	2,850,000.00	AA+	3/7/2024	2,867,923.83	4.11%	2,843,103.00	-24,820.83
UNITED STATES TREASURY	4/1/2024	4.125%	3/31/2029	91282CKG5	10,050,000.00	AA+	4/11/2024	9,938,900.39	4.37%	9,975,429.00	36,528.61
UNITED STATES TREASURY	4/30/2024	4.625%	4/30/2029	91282CKP5	16,425,000.00	AA+	4/30/2024	16,412,167.97	4.64%	16,616,844.00	204,676.03
UNITED STATES TREASURY	4/30/2024	4.625%	4/30/2029	91282CKP5	5,625,000.00	AA+	8/2/2024	5,809,570.31	3.86%	5,690,700.00	-118,870.31
UNITED STATES TREASURY	5/31/2024	4.500%	5/31/2029	91282CKT7	4,950,000.00	AA+	6/7/2024	4,993,892.58	4.30%	4,984,402.50	-9,490.08
UNITED STATES TREASURY	7/1/2024	4.250%	6/30/2029	91282CKX8	24,360,000.00	AA+	9/5/2024	25,072,406.07	3.58%	24,284,727.60	-787,678.47
UNITED STATES TREASURY	7/1/2024	4.250%	6/30/2029	91282CKX8	1,100,000.00	AA+	8/15/2024	1,128,316.41	3.67%	1,096,601.00	-31,715.41
UNITED STATES TREASURY	7/1/2024	4.250%	6/30/2029	91282CKX8	7,590,000.00	AA+	7/3/2024	7,538,411.72	4.40%	7,566,546.90	28,135.18
UNITED STATES TREASURY	7/1/2024	4.250%	6/30/2029	91282CKX8	16,955,000.00	AA+	7/3/2024	16,858,965.82	4.38%	16,902,609.05	43,643.23
UNITED STATES TREASURY	7/31/2024	4.000%	7/31/2029	91282CLC3	9,575,000.00	AA+	9/17/2024	9,819,237.30	3.43%	9,449,376.00	-369,861.30
UNITED STATES TREASURY	8/31/2022	3.125%	8/31/2029	91282CFJ5	10,650,000.00	AA+	9/27/2024	10,429,095.70	3.59%	10,118,778.00	-310,317.70
UNITED STATES TREASURY	9/3/2024	3.625%	8/31/2029	91282CLK5	12,700,000.00	AA+	9/5/2024	12,736,214.84	3.56%	12,333,859.00	-402,355.84
UNITED STATES TREASURY	9/3/2024	3.625%	8/31/2029	91282CLK5	1,870,000.00	AA+	9/3/2024	1,864,156.25	3.69%	1,816,087.90	-48,068.35
UNITED STATES TREASURY	9/30/2024	3.500%	9/30/2029	91282CLN9	5,575,000.00	AA+	10/10/2024	5,481,792.97	3.87%	5,380,990.00	-100,802.97
UNITED STATES TREASURY	9/30/2024	3.500%	9/30/2029	91282CLN9	5,185,000.00	AA+	10/8/2024	5,101,756.45	3.86%	5,004,562.00	-97,194.45
UNITED STATES TREASURY	10/31/2024	4.125%	10/31/2029	91282CLR0	3,175,000.00	AA+	10/31/2024	3,172,395.51	4.14%	3,146,837.75	-25,557.76
UNITED STATES TREASURY	10/31/2024	4.125%	10/31/2029	91282CLR0	1,140,000.00	AA+	11/15/2024	1,131,539.06	4.29%	1,129,888.20	-1,650.86
UNITED STATES TREASURY	12/2/2024	4.125%	11/30/2029	91282CMA6	13,100,000.00	AA+	12/6/2024	13,123,539.06	4.08%	12,985,375.00	-138,164.06
UNITED STATES TREASURY	12/2/2024	4.125%	11/30/2029	91282CMA6	2,700,000.00	AA+	12/31/2024	2,672,472.66	4.36%	2,676,375.00	3,902.34
UNITED STATES TREASURY	12/2/2024	4.125%	11/30/2029	91282CMA6	5,200,000.00	AA+	12/13/2024	5,178,265.63	4.22%	5,154,500.00	-23,765.63
UNITED STATES TREASURY	1/31/2025	4.250%	1/31/2030	91282CMG3	2,400,000.00	AA+	1/31/2025	2,392,968.75	4.32%	2,391,384.00	-1,584.75
U.S. Treasury Bond / Note				**Subtotal**	707,355,000.00			712,694,517.43		705,332,357.85	-7,362,159.58
FANNIE MAE	11/12/2020	0.500%	11/7/2025	3135G06G3	1,860,000.00	AA+	12/29/2020	1,864,929.00	0.44%	1,808,143.20	-56,785.80
FNMA Medium Term Note				**Subtotal**	1,860,000.00			1,864,929.00		1,808,143.20	-56,785.80
FREDDIE MAC	8/30/2022	4.050%	8/28/2025	3134GXS54	5,000,000.00	AA+	8/30/2022	4,998,000.00	4.06%	4,991,150.00	-6,850.00
FHLMC Medium Term Note				**Subtotal**	5,000,000.00			4,998,000.00		4,991,150.00	-6,850.00
FANNIE MAE-ACES	7/1/2023	4.181%	7/1/2028	3136BQDE6	8,358,149.70	AA+	11/30/2023	8,033,944.73	5.14%	8,212,717.90	178,773.17
FANNIE MAE-ACES	7/1/2023	4.181%	7/1/2028	3136BQDE6	7,259,650.06	AA+	7/31/2023	7,136,576.30	4.58%	7,133,332.13	-3,244.17
FHLMC MULTIFAMILY STRUCTURED PASS THROU	1/1/2017	3.347%	11/1/2026	3137BTUM1	5,209,960.38	AA+	5/24/2023	5,049,591.30	4.29%	5,092,163.18	42,571.88

City of Santa Clara Monthly Report

1/31/2025

Description	Issue Date	Coupon Rate	Maturity Date	CUSIP	Par Value	S&P Rating	Settle Date	Cost Value	YTM at Cost	Market Value	Unrealized G/L
FHLMC MULTIFAMILY STRUCTURED PASS THROU	5/1/2017	3.224%	3/1/2027	3137BXQY1	8,000,000.00	AA+	8/18/2023	7,546,250.00	4.94%	7,800,160.00	253,910.00
FHLMC MULTIFAMILY STRUCTURED PASS THROU	7/1/2017	3.243%	4/1/2027	3137F1G44	4,545,000.00	AA+	8/18/2023	4,285,260.35	4.93%	4,424,648.40	139,388.05
FHLMC MULTIFAMILY STRUCTURED PASS THROU	8/1/2017	3.117%	6/1/2027	3137F2LJ3	6,525,000.00	AA+	8/22/2023	6,101,894.53	4.97%	6,328,467.00	226,572.47
FHLMC MULTIFAMILY STRUCTURED PASS THROU	7/1/2023	4.819%	6/1/2028	3137HACX2	7,500,000.00	AA+	7/20/2023	7,574,910.00	4.59%	7,538,550.00	-36,360.00
FHLMC MULTIFAMILY STRUCTURED PASS THROU	7/1/2023	4.777%	6/1/2028	3137HAD45	6,042,820.36	AA+	7/27/2023	6,042,669.30	4.78%	6,031,701.57	-10,967.73
FHLMC MULTIFAMILY STRUCTURED PASS THROU	10/1/2023	4.740%	8/1/2028	3137HAQ74	5,750,000.00	AA+	10/19/2023	5,623,868.00	5.25%	5,764,547.50	140,679.50
Federal Agency Commercial Mortgage-Backed Security				**Subtotal**	59,190,580.49			57,394,964.51		58,326,287.68	931,323.17
ADOBE INC	1/26/2015	3.250%	2/1/2025	00724FAC5	4,000,000.00	A+	1/26/2022	4,183,680.00	1.68%	4,000,000.00	-183,680.00
ADOBE INC	4/4/2024	4.800%	4/4/2029	00724PAF6	1,635,000.00	A+	4/4/2024	1,632,563.85	4.83%	1,645,186.05	12,622.20
ADOBE INC	4/4/2024	4.800%	4/4/2029	00724PAF6	1,340,000.00	A+	4/4/2024	1,337,762.20	4.84%	1,348,348.20	10,586.00
ALPHABET INC	8/9/2016	1.998%	8/15/2026	02079KAC1	5,740,000.00	AA+	1/30/2023	5,354,386.80	4.05%	5,545,012.20	190,625.40
AMAZON.COM INC	4/13/2022	3.300%	4/13/2027	023135CF1	6,715,000.00	AA	4/25/2022	6,672,964.10	3.44%	6,569,418.80	-103,545.30
BANK OF NY MELLON CORP	1/28/2021	0.750%	1/28/2026	06406RAQ0	9,000,000.00	A	2/10/2021	9,025,920.00	0.69%	8,683,650.00	-342,270.00
BLACKROCK INC	3/28/2017	3.200%	3/15/2027	09247XAN1	4,140,000.00	AA-	5/18/2022	4,086,055.80	3.50%	4,042,420.20	-43,635.60
BLACKROCK INC	3/28/2017	3.200%	3/15/2027	09247XAN1	4,140,000.00	AA-	5/18/2022	4,085,352.00	3.50%	4,042,420.20	-42,931.80
BLACKROCK INC	3/14/2024	4.700%	3/14/2029	09290DAA9	2,924,000.00	AA-	4/11/2024	2,911,222.12	4.80%	2,936,807.12	25,585.00
BLACKROCK INC	3/14/2024	4.700%	3/14/2029	09290DAA9	350,000.00	AA-	3/14/2024	349,366.50	4.74%	351,533.00	2,166.50
BOFA SECURITIES INC.	3/22/2022	3.384%	4/2/2026	06051GKM0	5,000,000.00	A-	3/22/2022	5,005,100.00	3.36%	4,988,800.00	-16,300.00
BOFA SECURITIES INC.	8/18/2023	5.526%	8/18/2026	06428CAA2	4,000,000.00	A+	8/18/2023	3,998,360.00	5.54%	4,058,680.00	60,320.00
BOFA SECURITIES INC.	4/22/2021	1.734%	7/22/2027	06051GJS9	1,420,000.00	A-	8/10/2022	1,281,251.80	3.92%	1,358,826.40	77,574.60
BRISTOL-MYERS SQUIBB CO	11/13/2020	0.750%	11/13/2025	110122DN5	5,725,000.00	A	6/30/2021	5,672,673.50	0.96%	5,564,757.25	-107,916.25
CITIBANK NA	9/29/2023	5.803%	9/29/2028	17325FBB3	11,225,000.00	A+	9/29/2023	11,225,000.00	5.80%	11,604,180.50	379,180.50
ELI LILLY & COMPANY	3/5/2015	2.750%	6/1/2025	532457BH0	5,415,000.00	A+	2/10/2022	5,559,255.60	1.91%	5,383,863.75	-175,391.85
ELI LILLY & COMPANY	8/14/2024	4.200%	8/14/2029	532457CQ9	1,555,000.00	A+	8/14/2024	1,557,643.50	4.16%	1,529,840.10	-27,803.40
ELI LILLY & COMPANY	8/14/2024	4.200%	8/14/2029	532457CQ9	445,000.00	A+	8/14/2024	444,025.45	4.25%	437,799.90	-6,225.55
HERSHEY CO/THE	8/21/2015	3.200%	8/21/2025	427866AU2	3,000,000.00	A	3/30/2022	3,014,040.00	3.05%	2,982,210.00	-31,830.00
HONEYWELL INTERNATIONAL INC	5/18/2020	1.350%	6/1/2025	438516CB0	5,000,000.00	A	9/8/2021	5,097,900.00	0.82%	4,948,550.00	-149,350.00
HONEYWELL INTERNATIONAL INC	5/18/2020	1.350%	6/1/2025	438516CB0	2,255,000.00	A	3/22/2022	2,181,960.55	2.41%	2,231,796.05	49,835.50
JOHN DEERE CAPITAL CORP	6/17/2021	1.050%	6/17/2026	24422EVR7	5,000,000.00	A	12/8/2021	4,908,600.00	1.47%	4,779,550.00	-129,050.00
JOHN DEERE CAPITAL CORP	7/14/2023	4.950%	7/14/2028	24422EXB0	605,000.00	A	7/18/2023	610,874.55	4.73%	612,725.85	1,851.30
JOHN DEERE CAPITAL CORP	7/14/2023	4.950%	7/14/2028	24422EXB0	505,000.00	A	7/14/2023	504,247.55	4.98%	511,448.85	7,201.30
JOHNSON & JOHNSON	8/25/2020	0.550%	9/1/2025	478160CN2	5,000,000.00	AAA	9/3/2020	5,023,550.00	0.45%	4,892,850.00	-130,700.00
JPMORGAN CHASE FINANCIAL CO LLC	3/13/2020	2.005%	3/13/2026	46647PBH8	2,800,000.00	A	3/22/2022	2,712,500.00	2.84%	2,791,460.00	78,960.00
JPMORGAN CHASE FINANCIAL CO LLC	4/22/2021	1.578%	4/22/2027	46647PCB0	4,100,000.00	A	8/10/2022	3,710,746.00	3.80%	3,948,669.00	237,923.00
JPMORGAN CHASE FINANCIAL CO LLC	2/24/2022	2.947%	2/24/2028	46647PCW4	2,925,000.00	A	9/18/2023	2,674,532.25	5.13%	2,820,753.00	146,220.75

City of Santa Clara Monthly Report

1/31/2025

Description	Issue Date	Coupon Rate	Maturity Date	CUSIP	Par Value	S&P Rating	Settle Date	Cost Value	YTM at Cost	Market Value	Unrealized G/L
JPMORGAN CHASE FINANCIAL CO LLC	4/22/2024	5.571%	4/22/2028	46647PEE2	5,000,000.00	A	8/9/2024	5,103,350.00	4.95%	5,081,400.00	-21,950.00
MASTERCARD INC	12/3/2019	2.000%	3/3/2025	57636QAN4	5,000,000.00	A+	3/9/2021	5,213,450.00	0.91%	4,989,950.00	-223,500.00
MASTERCARD INC	12/3/2019	2.000%	3/3/2025	57636QAN4	5,000,000.00	A+	3/10/2022	4,990,800.00	2.06%	4,989,950.00	-850.00
MASTERCARD INC	5/31/2019	2.950%	6/1/2029	57636QAM6	7,500,000.00	A+	6/27/2024	6,889,875.00	4.82%	7,011,450.00	121,575.00
META PLATFORMS INC	8/9/2024	4.300%	8/15/2029	30303M8S4	5,370,000.00	AA-	8/14/2024	5,385,895.20	4.23%	5,305,398.90	-80,496.30
MICROSOFT CORP	2/12/2015	2.700%	2/12/2025	594918BB9	5,000,000.00	AAA	3/9/2021	5,341,700.00	0.92%	4,997,600.00	-344,100.00
MORGAN STANLEY BANK NA	5/30/2024	5.504%	5/26/2028	61690U8B9	6,105,000.00	A+	5/31/2024	6,117,881.55	5.45%	6,192,423.60	74,542.05
MORGAN STANLEY BANK NA	5/30/2024	5.504%	5/26/2028	61690U8B9	3,145,000.00	A+	5/30/2024	3,145,000.00	5.50%	3,190,036.40	45,036.40
NOVARTIS FINANCE CORPORATION	11/20/2015	3.000%	11/20/2025	66989HAJ7	10,000,000.00	AA-	1/31/2023	9,638,600.00	4.38%	9,895,000.00	256,400.00
PACCAR FINANCIAL CORP	1/31/2024	4.600%	1/31/2029	69371RS80	7,000,000.00	A+	7/30/2024	6,996,080.00	4.61%	6,987,820.00	-8,260.00
PEPSICO INC	7/17/2024	4.500%	7/17/2029	713448FX1	4,380,000.00	A+	7/17/2024	4,373,211.00	4.53%	4,369,225.20	-3,985.80
QUALCOMM INC	5/20/2015	3.450%	5/20/2025	747525AF0	5,850,000.00	A	5/19/2022	5,860,588.50	3.39%	5,832,099.00	-28,489.50
STATE STREET BANK & TR	2/7/2022	1.746%	2/6/2026	857477BR3	1,115,000.00	A	2/7/2022	1,115,000.00	1.75%	1,114,698.95	-301.05
STATE STREET BANK & TR	10/29/2020	2.901%	3/30/2026	857477BM4	4,250,000.00	A	3/14/2022	4,275,372.50	2.74%	4,237,122.50	-38,250.00
TARGET CORP	1/24/2022	1.950%	1/15/2027	87612EBM7	4,595,000.00	A	2/1/2022	4,567,889.50	2.08%	4,385,513.95	-182,375.55
TARGET CORP	1/24/2022	1.950%	1/15/2027	87612EBM7	990,000.00	A	1/24/2022	988,317.00	1.99%	944,865.90	-43,451.10
TOYOTA MOTOR CREDIT CORP	9/11/2023	5.250%	9/11/2028	89236TLB9	5,600,000.00	A+	9/11/2023	5,590,256.00	5.29%	5,703,544.00	113,288.00
WALMART INC.	6/27/2018	3.550%	6/26/2025	931142ED1	5,700,000.00	AA	2/8/2022	6,011,847.00	1.87%	5,681,703.00	-330,144.00
Corporate Note				**Subtotal**	197,559,000.00			196,426,647.37		195,521,357.82	-905,289.55
AMERICAN EXPRESS CREDIT ACCOUNT MASTER	9/19/2023	5.230%	9/15/2028	02582JKD1	6,170,000.00	AAA	9/19/2023	6,169,724.20	5.23%	6,247,433.50	77,709.30
BA CREDIT CARD TRUST	12/14/2023	4.980%	11/15/2028	05522RDH8	3,045,000.00	NR	12/14/2023	3,044,591.06	4.98%	3,073,196.70	28,605.64
BOFA AUTO TRUST 2024-1	7/31/2023	5.530%	2/15/2028	06428AAC2	3,120,000.00	NR	7/31/2023	3,119,881.75	5.53%	3,147,331.20	27,449.45
BOFA AUTO TRUST 2024-1	11/21/2023	5.740%	6/15/2028	06054YAC1	6,595,000.00	NR	11/21/2023	6,594,880.63	5.74%	6,687,395.95	92,515.32
CHASE ISSUANCE TRUST	9/15/2023	5.160%	9/15/2028	161571HT4	6,045,000.00	AAA	9/15/2023	6,043,324.33	5.17%	6,110,648.70	67,324.37
CHASE ISSUANCE TRUST	1/31/2024	4.600%	1/16/2029	161571HV9	7,605,000.00	AAA	1/31/2024	7,603,841.76	4.60%	7,621,502.85	17,661.09
CITIBANK CREDIT CARD ISSUANCE TRUST	12/11/2023	5.230%	12/8/2027	17305EGW9	1,855,000.00	AAA	12/11/2023	1,854,767.38	5.23%	1,866,278.40	11,511.02
FIFTH THIRD AUTO TRUST	8/23/2023	5.530%	8/15/2028	31680EAD3	5,270,000.00	AAA	8/23/2023	5,269,673.26	5.53%	5,321,646.00	51,972.74
GM FINANCIAL SECURITIZED TERM AUTO RECE	1/17/2024	4.850%	12/18/2028	36268GAD7	815,000.00	NR	1/17/2024	814,836.10	4.85%	818,626.75	3,790.65
HONDA AUTO RECEIVABLES OWNER TRUST 2024	11/24/2021	0.880%	1/21/2026	43815GAC3	194,989.01	NR	11/24/2021	194,947.90	0.89%	193,760.58	-1,187.32
HONDA AUTO RECEIVABLES OWNER TRUST 2024	8/22/2023	5.410%	2/18/2028	43815QAC1	4,825,000.00	AAA	8/22/2023	4,824,005.09	5.42%	4,868,425.00	44,419.91
HYUNDAI AUTO RECEIVABLES TRUST 2024-C	11/17/2021	0.740%	5/15/2026	44935FAD6	78,227.91	AAA	11/17/2021	78,210.45	0.75%	78,029.99	-180.46
HYUNDAI AUTO RECEIVABLES TRUST 2024-C	11/13/2023	5.540%	10/16/2028	44918CAD4	2,530,000.00	AAA	11/13/2023	2,529,667.31	5.54%	2,564,989.90	35,322.59
KUBOTA CREDIT OWNER TRUST 2024-2A	7/26/2023	5.280%	1/18/2028	500945AC4	1,925,000.00	NR	7/26/2023	1,924,513.75	5.29%	1,943,903.50	19,389.75
TOYOTA AUTO RECEIVABLES OWNER TRUST COM	9/27/2021	0.430%	1/15/2026	89239BAC5	88,771.37	AAA	9/27/2021	88,764.29	0.43%	88,614.24	-150.05
TOYOTA AUTO RECEIVABLES OWNER TRUST COM	8/15/2023	5.160%	4/17/2028	89231FAD2	1,505,000.00	AAA	8/15/2023	1,504,659.57	5.17%	1,515,760.75	11,101.18

City of Santa Clara Monthly Report

1/31/2025

Description	Issue Date	Coupon Rate	Maturity Date	CUSIP	Par Value	S&P Rating	Settle Date	Cost Value	YTM at Cost	Market Value	Unrealized G/L
TOYOTA AUTO RECEIVABLES OWNER TRUST COM	11/14/2023	5.540%	8/15/2028	89239FAD4	1,725,000.00	AAA	11/14/2023	1,724,814.05	5.54%	1,749,512.25	24,698.20
USAA AUTO OWNER TRUST 2024-A	9/15/2023	5.580%	5/15/2028	90291VAC4	6,030,000.00	AAA	9/15/2023	6,028,944.75	5.58%	6,079,747.50	50,802.75
Asset-Backed Security				**Subtotal**	59,421,988.29			59,414,047.63		59,976,803.76	562,756.13
COOPERAT RABOBANK UA/NY	7/20/2023	5.080%	7/17/2026	21684LGS5	7,500,000.00	A+	7/20/2023	7,500,000.00	5.08%	7,618,800.00	118,800.00
Certificate of Deposit				**Subtotal**	7,500,000.00			7,500,000.00		7,618,800.00	118,800.00
PRINCIPAL PUBLIC DEPOSIT SWEEP PROGRAM		2.400%	2/1/2025	992995944	23,257.16		9/1/2020	23,257.16		23,257.16	-
LOCAL AGENCY INVESTMENT FUND		4.477%	2/1/2025		6,143,280.67		9/30/1997	6,143,280.67		6,143,280.67	-
CALIFORNIA ASSET MANAGEMENT PROGRAM		4.870%	2/1/2025		242,097,597.18		10/4/2022	242,097,597.18		242,097,597.18	-
CALIFORNIA ASSET MANAGEMENT PROGRAM - TERM		4.580%	2/3/2025		10,000,000.00		10/2/2024	10,000,000.00		10,000,000.00	-
CALIFORNIA ASSET MANAGEMENT PROGRAM - TERM		4.480%	3/3/2025		10,000,000.00		10/2/2024	10,000,000.00		10,000,000.00	-
CALIFORNIA ASSET MANAGEMENT PROGRAM - TERM		4.470%	4/4/2025		10,000,000.00		12/6/2024	10,000,000.00		10,000,000.00	-
CALIFORNIA ASSET MANAGEMENT PROGRAM - TERM		4.310%	5/6/2025		10,000,000.00		1/8/2025	10,000,000.00		10,000,000.00	-
DREYFUS TREASURY		5.220%	2/1/2025		2,415,874.27		10/31/1997	2,415,874.27		2,415,874.27	-
Cash Equivalent				**Subtotal**	290,680,009.28			290,680,009.28		290,680,009.28	-
Grand Total			**Count**	**164**	1,328,566,578.06			1,330,973,115.22		1,324,254,909.59	(6,718,205.63)

**NR = Not Rated by S&P Global. These Asset Backed Securities are rated by Moody's Ratings as Aaa.*

STATEMENT OF TRANSACTIONS
FOR THE PERIOD JANUARY 1, 2025 THROUGH JANUARY 31, 2025

CITY OF SANTA CLARA- CUSTODY
ACCOUNT NUMBER XXXXXXX

STATEMENT OF TRANSACTIONS

DATE	PAR VALUE/SHARES	DESCRIPTION	CASH	COST VALUE	REALIZED GAIN/LOSS
		BEGINNING BALANCE	**0.00**	**1,039,060,536.49**	
		CASH EQUIVALENTS			
01/17/25		INTEREST RECEIVED COOPERAT RABOBANK CD 5.080% 7/17/26 CUSIP 21684LGS5 INTEREST ON 7,500,000.000 UNITS	190,500.00		
01/02/25		INTEREST RECEIVED PRINCIPAL PUBLIC DEPOSIT SWEEP PRGRM INTEREST FROM 12/1/24 TO 12/31/24	1,056.34		
01/31/25	1,323,762.42	CASH SWEEP PURCHASES FOR STMT PERIOD PRINCIPAL PUBLIC DEPOSIT SWEEP PRGRM 12 TRANSACTIONS	1,323,762.42-	1,323,762.42	
01/31/25	1,335,237.5-	CASH SWEEP SALES FOR STMT PERIOD PRINCIPAL PUBLIC DEPOSIT SWEEP PRGRM 1 TRANSACTIONS	1,335,237.50	1,335,237.50-	
		BONDS & NOTES			
01/15/25		INTEREST RECEIVED AMERICAN EXPRES ABS 5.230% 9/15/28 CUSIP 02582JKD1	26,890.91		
01/13/25		INTEREST RECEIVED APPLE INC 2.750% 1/13/25 CUSIP 037833DF4 INTEREST ON 10,000,000.000 UNITS	137,500.00		
01/13/25	10,000,000-	MATURED APPLE INC 2.750% 1/13/25 CUSIP 037833DF4 AT $100.0000 ON TRADE DATE 01/13/2025	10,000,000.00	10,695,300.00-	695,300.00-

STATEMENT OF TRANSACTIONS

DATE	PAR VALUE/SHARES	DESCRIPTION	CASH	COST VALUE	REALIZED GAIN/LOSS
01/15/25		INTEREST RECEIVED BANK OF AMERICA ABS 5.530% 2/15/28 CUSIP 06428AAC2 $0.00461/PV ON 3,120,000.00 PV DUE 1/15/25	14,378.00		
01/15/25		INTEREST RECEIVED BANK OF AMERICA ABS 5.740% 6/15/28 CUSIP 06054YAC1 $0.00478/PV ON 6,595,000.00 PV DUE 1/15/25	31,546.08		
01/28/25		INTEREST RECEIVED BANK OF NY MELLON CO 0.750% 1/28/26 CUSIP 06406RAQ0 INTEREST ON 9,000,000.000 UNITS	33,750.00		
01/15/25		INTEREST RECEIVED BK OF AMERICA ABS 4.980% 11/15/28 CUSIP 05522RDH8 $0.00415/PV ON 3,045,000.00 PV DUE 1/15/25	12,636.75		
01/15/25		INTEREST RECEIVED CHASE ISSUANCE ABS 4.600% 1/16/29 CUSIP 161571HV9 $0.00383/PV ON 7,605,000.00 PV DUE 1/15/25	29,152.50		
01/15/25		INTEREST RECEIVED CHASE ISSUANCE ABS 5.160% 9/15/28 CUSIP 161571HT4 $0.00430/PV ON 6,045,000.00 PV DUE 1/15/25	25,993.50		

STATEMENT OF TRANSACTIONS

DATE	PAR VALUE/SHARES	DESCRIPTION	CASH	COST VALUE	REALIZED GAIN/LOSS
01/27/25		INTEREST RECEIVED FED HOME LN MTG CORP 3.117% 6/25/27 CUSIP 3137F2LJ3 $0.00260/PV ON 6,525,000.00 PV DUE 1/25/25	16,948.69		
01/07/25		INTEREST RECEIVED FED NATL MTG ASSN 1.625% 1/07/25 CUSIP 3135G0X24 INTEREST ON 225,000.000 UNITS	1,828.13		
01/07/25	225,000-	MATURED FED NATL MTG ASSN 1.625% 1/07/25 CUSIP 3135G0X24 AT $100.0000 ON TRADE DATE 01/07/2025	225,000.00	224,970.75-	29.25
01/27/25		INTEREST RECEIVED FHLMC K061 CMO V-M 3.347% 11/25/26 CUSIP 3137BTUM1 $0.00272/PV ON 5,220,302.59 PV DUE 1/25/25	14,560.29		
01/27/25	10,342.21-	PAID DOWN FHLMC K061 CMO V-M 3.347% 11/25/26 CUSIP 3137BTUM1 TO SETTLE ON 01/27/2025	10,342.21	10,023.86-	318.35
01/27/25		INTEREST RECEIVED FHLMC K508 CMO V-M 4.740% 8/25/28 CUSIP 3137HAQ74 $0.00395/PV ON 5,750,000.00 PV DUE 1/25/25	22,712.50		
01/27/25		INTEREST RECEIVED FHLMC MULTIFAMILY ST 3.243% 4/25/27 CUSIP 3137F1G44 $0.00270/PV ON 4,545,000.00 PV DUE 1/25/25	12,282.86		

STATEMENT OF TRANSACTIONS

DATE	PAR VALUE/SHARES	DESCRIPTION	CASH	COST VALUE	REALIZED GAIN/LOSS
01/27/25		INTEREST RECEIVED FHLMC SER KJ46 CMO 4.777% 6/25/28 CUSIP 3137HAD45 $0.00394/PV ON 6,047,010.23 PV DUE 1/25/25	24,072.14		
01/27/25	4,189.87-	PAID DOWN FHLMC SER KJ46 CMO 4.777% 6/25/28 CUSIP 3137HAD45 TO SETTLE ON 01/27/2025	4,189.87	4,189.77-	0.10
01/27/25		INTEREST RECEIVED FHLMC SER K505 CMO 4.819% 6/25/28 CUSIP 3137HACX2 $0.00402/PV ON 7,500,000.00 PV DUE 1/25/25	30,118.75		
01/15/25		INTEREST RECEIVED FIFTH THIRD AUT ABS 5.530% 8/15/28 CUSIP 31680EAD3 $0.00461/PV ON 5,270,000.00 PV DUE 1/15/25	24,285.91		
01/09/25	0.16	SHARE ADJUSTMENT FNMA SER M6 CMO V-M 4.181% 7/25/28 CUSIP 3136BQDE6			
01/27/25		INTEREST RECEIVED FNMA SER M6 CMO V-M 4.181% 7/25/28 CUSIP 3136BQDE6 $0.00348/PV ON 15,623,077.53 PV DUE 1/25/25	54,435.49		
01/27/25	5,277.78-	PAID DOWN FNMA SER M6 CMO V-M 4.181% 7/25/28 CUSIP 3136BQDE6 TO SETTLE ON 01/27/2025	5,277.78	5,126.63-	151.15

STATEMENT OF TRANSACTIONS

DATE	PAR VALUE/SHARES	DESCRIPTION	CASH	COST VALUE	REALIZED GAIN/LOSS
01/16/25		INTEREST RECEIVED GM FINANCIAL ABS 4.850% 12/18/28 CUSIP 36268GAD7 $0.00404/PV ON 815,000.00 PV DUE 1/16/25	3,293.96		
01/21/25		INTEREST RECEIVED HONDA AUTO ABS 5.410% 2/18/28 CUSIP 43815QAC1 $0.00451/PV ON 4,825,000.00 PV DUE 1/18/25	21,752.71		
01/21/25		INTEREST RECEIVED HONDA AUTO RECEIVABL 0.880% 1/21/26 CUSIP 43815GAC3 $0.00012/PV ON 253,349.15 PV DUE 1/21/25	185.79		
01/21/25	58,360.14-	PAID DOWN HONDA AUTO RECEIVABL 0.880% 1/21/26 CUSIP 43815GAC3	58,360.14	58,347.84-	12.30
01/15/25		INTEREST RECEIVED HYUNDAI AUTO REC ABS 5.540% 10/16/28 CUSIP 44918CAD4 $0.00462/PV ON 2,530,000.00 PV DUE 1/15/25	11,680.17		
01/15/25		INTEREST RECEIVED HYUNDAI AUTO RECEIVA 0.740% 5/15/26 CUSIP 44935FAD6 $0.00006/PV ON 130,095.01 PV DUE 1/15/25	80.23		
01/15/25	51,867.1-	PAID DOWN HYUNDAI AUTO RECEIVA 0.740% 5/15/26 CUSIP 44935FAD6 AT $362.1046 ON TRADE DATE 01/15/2025	51,867.10	51,855.53-	11.57

STATEMENT OF TRANSACTIONS

DATE	PAR VALUE/SHARES	DESCRIPTION	CASH	COST VALUE	REALIZED GAIN/LOSS
01/14/25		INTEREST RECEIVED JOHN DEERE CAP MTN 4.950% 7/14/28 CUSIP 24422EXB0 INTEREST ON 1,110,000.000 UNITS	27,472.50		
01/15/25		INTEREST RECEIVED KUBOTA CREDIT ABS 5.280% 1/18/28 CUSIP 500945AC4 $0.00440/PV ON 1,925,000.00 PV DUE 1/15/25	8,470.00		
01/31/25		INTEREST RECEIVED PACCAR FINANCIAL MTN 4.600% 1/31/29 CUSIP 69371RS80 INTEREST ON 7,000,000.000 UNITS	161,000.00		
01/17/25		INTEREST RECEIVED PEPSICO INC 4.500% 7/17/29 CUSIP 713448FX1 INTEREST ON 4,380,000.000 UNITS	98,550.00		
01/15/25		INTEREST RECEIVED TARGET CORP 1.950% 1/15/27 CUSIP 87612EBM7 INTEREST ON 5,585,000.000 UNITS	54,453.75		
01/15/25		INTEREST RECEIVED TOYOTA AUTO REC ABS 5.160% 4/17/28 CUSIP 89231FAD2 $0.00430/PV ON 1,505,000.00 PV DUE 1/15/25	6,471.50		
01/15/25		INTEREST RECEIVED TOYOTA AUTO REC ABS 5.540% 8/15/28 CUSIP 89239FAD4 $0.00462/PV ON 1,725,000.00 PV DUE 1/15/25	7,963.75		

STATEMENT OF TRANSACTIONS
FOR THE PERIOD JANUARY 1, 2025 THROUGH JANUARY 31, 2025

CITY OF SANTA CLARA- CUSTODY
ACCOUNT NUMBER XXXXXXX

STATEMENT OF TRANSACTIONS

DATE	PAR VALUE/SHARES	DESCRIPTION	CASH	COST VALUE	REALIZED GAIN/LOSS
01/15/25		INTEREST RECEIVED TOYOTA AUTO RECEIVAB 0.430% 1/15/26 CUSIP 89239BAC5 $0.00002/PV ON 184,441.24 PV DUE 1/15/25	66.09		
01/15/25	95,669.87-	PAID DOWN TOYOTA AUTO RECEIVAB 0.430% 1/15/26 CUSIP 89239BAC5 AT $196.3138 ON TRADE DATE 01/15/2025	95,669.87	95,662.25-	7.62
01/31/25		INTEREST RECEIVED U.S. TREASURY BONDS 4.125% 7/31/28 CUSIP 91282CHQ7 INTEREST ON 4,950,000.000 UNITS	102,093.75		
01/31/25		INTEREST RECEIVED U.S. TREASURY NOTES 2.750% 7/31/27 CUSIP 91282CFB2 INTEREST ON 10,800,000.000 UNITS	148,500.00		
01/31/25		INTEREST RECEIVED U.S. TREASURY NOTES 3.500% 1/31/28 CUSIP 91282CGH8 INTEREST ON 7,505,000.000 UNITS	131,337.50		
01/31/25		INTEREST RECEIVED U.S. TREASURY NOTES 4.000% 1/31/29 CUSIP 91282CJW2 INTEREST ON 16,165,000.000 UNITS	323,300.00		
01/31/25		INTEREST RECEIVED U.S. TREASURY NOTES 4.000% 7/31/29 CUSIP 91282CLC3 INTEREST ON 9,575,000.000 UNITS	191,500.00		

STATEMENT OF TRANSACTIONS

DATE	PAR VALUE/SHARES	DESCRIPTION	CASH	COST VALUE	REALIZED GAIN/LOSS
01/31/25	2,400,000	PURCHASED U.S. TREASURY NOTES 4.250% 1/31/30 CUSIP 91282CMG3 AT $99.7070 ON TRADE DATE 01/30/2025 TO SETTLE ON 01/31/2025 TORONTO DOMINION SECURITIES (U	2,392,968.75-	2,392,968.75	
01/13/25	9,975,000	PURCHASED U.S. TREASURY NOTES 4.625% 10/15/26 CUSIP 91282CJC6 AT $100.4492 ON TRADE DATE 01/10/2025 TO SETTLE ON 01/13/2025 CITIGROUP GBL MKTS/SALOMON BRO	10,019,809.57-	10,019,809.57	
01/13/25		ACCRUED INTEREST ON PURCHASE U.S. TREASURY NOTES 4.625% 10/15/26 CUSIP 91282CJC6	114,068.51-		
01/15/25		INTEREST RECEIVED USAA AUTO OWNER ABS 5.580% 5/15/28 CUSIP 90291VAC4 $0.00465/PV ON 6,030,000.00 PV DUE 1/15/25	28,039.50		
01/22/25		INTEREST RECEIVED VR BANK OF AMERICA 1.734% 7/22/27 CUSIP 06051GJS9 INTEREST ON 1,420,000.000 UNITS	12,311.40		
01/27/25		INTEREST RECEIVED VR FHLMC MULTIFAMI 3.224% 3/25/27 CUSIP 3137BXQY1 $0.00269/PV ON 8,000,000.00 PV DUE 1/25/25	21,493.34		
		ENDING BALANCE	**0.00**	**1,040,316,363.10**	

FY2024/25 Budget Amendments

Convention Center Maintenance District Fund (026)

Department/Item	Source of Funds	Use of Funds	Explanation
Capital Outlay		471,393	This action increases the Capital Outlay appropriation to provide additional funding for two upcoming projects for the Convention Center Maintenance District: Asphalt Maintenance and Garage Coating and Design. The Asphalt Maintenance project is anticipated to be bid for and completed in FY 2025/26. The Garage Coating and Design project has an outstanding RFP and is expected to be completed over four phases, with an estimated cost of over $2,000,000. This action is funded by a carryover of the remaining fund balance available at the end of FY 2023/24 **(five affirmative Council votes required for the use of unused balances).**
Unrestricted Ending Fund Balance		(471,393)	This action decreases the Unrestricted Fund Balance to offset the action above **(five affirmative Council votes required for the use of unused balances).**
	-	**-**	

Electric Operating Grant Trust Fund (191)

Department/Item	Source of Funds	Use of Funds	Explanation
Beginning Fund Balance / Ending Fund Balance - Public Benefits Program	1,942,300	1,942,300	This action restates the Public Benefits Program - Beginning Fund Balance and Ending Fund Balance. Prior year expenditures of climate action credit were inadvertently recorded against the Public Benefit Program instead of to the Greenhouse Gas Program as outlined during the FY 2023/24 rate increase **(majority affirmative Council votes required).**
Beginning Fund Balance / Ending Fund Balance - Greenhouse Gas Program	(1,942,300)	(1,942,300)	This action restates the Greenhouse Gas Program - Beginning Fund Balance and Ending Fund Balance. Prior year expenditures of climate action credit were inadvertently recorded against the Public Benefit Program instead of to the Greenhouse Gas Program as outlined during the FY 2023/24 rate increase. The climate credit is qualified expense for this program **(majority affirmative Council votes required).**
	-	**-**	

FY2024/25 Budget Amendments

Electric Utility Capital Fund (591)

Department/Item	Source of Funds	Use of Funds	Explanation
Other Revenue (Developer Contributions) / Freedom Circle Fuel Cell Installation Project (New Project)	1,378,392	1,378,392	This action increases the Other Revenue estimate to recognize Developer Contributions and establishes the Freedom Circle Fuel Cell Installation project. A customer has requested to install 32.5 MW energy fuel cells at Freedom Circle Junction (FCJ), located at 2315 Mission College Blvd. Silicon Valley Power (SVP) will support this installation by performing a Generation Interconnection study and contract an Engineer of Record (EOR) who will be responsible for studies, providing engineering, procurement and construction services, and coordinating with SVP and Customer **(five affirmative Council votes required to appropriate additional revenue)**.
	1,378,392	**1,378,392**	

Library Operating Grant Trust Fund (112)

Department/Item	Source of Funds	Use of Funds	Explanation
Pacific Library Partnership California Library Services Act Distribution of Funds for FY 2024-25	5,152	5,152	This action increases the Other Agencies Revenue estimate and appropriates the funding for the Pacific Library Partnership FY 24-25. These funds are intended to offset costs for the Library Department's Link+ subscription, which is a regional inter-library loan service that allows the Santa Clara City Library to provide library users with borrowing privileges to access books and other materials through the Link+ library network throughout California public and academic library networks. Link+ is used as a supplement to the City's existing materials collection for cost and time-effective service **(five affirmative Council votes required to appropriate additional revenue).**
Pacific Library Partnership California Library Services Act Distribution of Funds for FY 2019-20	8,723	8,723	This action increases the Other Agencies Revenue estimate and appropriates the funding for the Pacific Library Partnership FY 2019/20. The initial check was lost and never deposited, therefore the revenue was not received or appropriated in FY 2019/20. In FY 2024/25, Pacific Library Partnership reissued the check to be used to offset online application costs **(five affirmative Council votes required to appropriate additional revenue).**
	13,875	13,875	

FY2024/25 Budget Amendments

Streets and Highways Capital Fund (533)			
Department/Item	**Source of Funds**	**Use of Funds**	**Explanation**
Revenue from Agency - Miscellaneous / Central Transit Signal Priority Project (San Jose/Valley Transportation Authority) (New Project)	178,781	178,781	This action increases the Revenue from Agency - Miscellaneous estimate to recognize funding from the City of San Jose and establishes the Central Transit Signal Priority Project (San Jose/Valley Transportation Authority) in the amount of $178,781. In coordination with the City of San Jose and the Valley Transportation Authority (VTA), this project will implement cloud-based transit signal priority technology to City traffic signals in support of enhanced transit service speeds along VTA transit routes 22, 23, 57, 60, 61, 70, 77, Rapid 522, and Rapid 523 in Santa Clara **(five affirmative Council votes required to appropriate additional revenue).**
	178,781	**178,781**	

25-336 Agenda Date: 4/8/2025

REPORT TO COUNCIL

SUBJECT
Action Authorizing the City Manager to Negotiate and Execute Agreements and/or Purchase Orders with Vendors for the Purchase of Steel Structures to be Funded by the Electric Utility Capital Fund

COUNCIL PILLAR
Deliver and Enhance High Quality Efficient Services and Infrastructure

BACKGROUND
In November 2019, Silicon Valley Power (SVP) management met to discuss SVP's strategic priorities and identified that the City of Santa Clara (City) would experience significant electric load growth requiring SVP to develop a capital improvement strategy. Staff determined the need for developing both near-term and long-term strategies to accommodate approved growth and develop the necessary infrastructure plan options.

On October 13, 2020, the City Council authorized the City Manager to execute master service agreements with several engineering consultant firms to support SVP with system expansion, general consulting services, and plan implementation services (RTC #20-854).

On April 6, 2021, staff presented a comprehensive review of upcoming load growth and capital projects to the City Council as part of the SVP Quarterly Report. The presentation concluded with the next steps, including the preparation of a system growth strategy to be presented at a future City Council meeting.

On September 28, 2021, the City Council accepted SVP's Three-Year System Growth Plan Strategy (RTC #21-871). This plan identified $300 million in proposed projects for both near-term and long-term capital improvement projects needed to support anticipated system growth and to replace end-of life equipment for system reliability.

On April 5, 2022, the City Council adopted Resolution #22-9069, adding new and updated connection and load development fees for SVP (RTC #22-449). Additionally, on April 19, 2022, the City Council adopted Resolution #22-9081, adopting the City of Santa Clara fiscal year 2022/23 Municipal Fee Schedule, which included new and updated connection fees and load development fees, effective July 1, 2022 (RTC # 22-99). These fees were further updated for fiscal year 2023/24 by the adoption of Resolution #23-9221 on April 18, 2023, and for fiscal year 2024/25 by adoption of Resolution #24-9316 on April 23, 2024. Such fees and their corresponding increases are intended to maintain fees at cost recovery levels necessary to support electric load growth.

On November 15, 2022 (RTC #22-1172), the City Council accepted SVP's System Expansion Plan for the California Independent System Operator's Transmission Planning Process FY2023/24 (SVP

System Expansion Plan CAISO TPP FY2023/24). The purpose of this process is to project SVP's load growth over the next ten years and apply it to an electric system model to simulate load growth impacts on SVP's electric system.

On May 9, 2023, the City Council adopted Resolution #23-9223, regarding the City's intent to issue tax-exempt electric system bonds for reimbursement of expenditures for certain capital improvement projects for SVP (RTC #23-104), including load growth projects and associated equipment and material purchases.

On July 18, 2023, staff presented an update to the City Council on these key near-term projects necessary for system growth as part of the SVP Quarterly Report (RTC #23-757). At the same meeting, the City Council approved amendments to several master service agreements, including increases to cumulative maximum compensation (RTC #23-737).

On September 10, 2024, the City Council approved the issuance of electric revenue bonds, which provide funding for the large System Expansion Plan projects (RTC #24-46).

As part of SVP's ongoing efforts to support these City Council actions, system expansion, and address load growth, a series of purchases have been made and are in progress to ensure that the necessary equipment and materials are delivered to meet project schedules. Significant purchases have already been authorized by the City Council as follows:

- On October 10, 2023, the City Council authorized the purchase of up to 12 high voltage transformers with a total not-to-exceed amount of $81,392,908 (RTC #23-122).
- On May 7, 2024, the City Council authorized the purchase of up to 78 high voltage circuit breakers with a total not-to-exceed amount of $43,700,000 (RTC #24-35).
- On May 28, 2024, the City Council authorized the purchase of high voltage disconnect switches, station service voltage transformers, voltage transformers and capacitive voltage transformers, and combination revenue metering transformers with a total not-to-exceed amount of $20,100,000 (RTC #24-453).
- On November 12, 2024, the City Council authorized the purchase of control enclosures with protection and control panels and neutral grounding resistors with a total not-to-exceed amount of $14,950,000 (RTC #24-1056).
- On November 19, 2024, the City Council authorized the purchase of Capacitor Banks with Reactive Switching Devices, Protection and Control Panels, Insulators, and Surge Arresters with a total not-to-exceed amount of $12,650,000 (RTC #24-1057).

DISCUSSION

In alignment with the City Council actions outlined above, staff is now seeking approval to negotiate and execute agreements and/or purchase orders for the purchase of steel structures for the Northern Receiving Station (NRS), Kifer Receiving Station (KRS), and Scott Receiving Station (SRS) projects.

Steel Structures for the NRS Project

On February 5, 2025, staff issued a Request for Bid (RFB) for steel structures for the NRS project, which was published on the City's e-procurement system. In addition, the City contacted several firms directly, informing them of the RFB and directing them to the e-procurement system if interested. Two bids were received by the deadline of March 19, 2025. Both bids were determined

to be responsive and are now under technical review by SVP staff.

Steel Structures for the SRS and KRS Projects
Although the formal bidding process has not yet been initiated for the SRS and KRS steel structures, staff is requesting authorization now to expedite the process in order to meet project schedules. The RFB was published on March 19, 2025, and bids are due April 4, 2025.

Procurement Process
City staff intends to award the procurement of steel structures in accordance with Section 2.105.140 (d) of the Santa Clara City Code (City Code). Under this section, the City may only award to the lowest responsive and responsible bidder who meets all the material specifications. In the event that bids are deemed non-responsive or non-responsible, Section 2.105.200 of the City Code authorizes the Purchasing Division Manager to reject all bids and, if appropriate, either re-notice the bid or directly negotiate with vendors on the open market without further notice. Staff will work with the Purchasing Division Manager to ensure any decision to forgo readvertising is in compliance with Section 2.105.200. Additionally, if no bids are received, Section 2.105.220 of the City Code provides similar authority to acquire the equipment on the open market or to re-notice the solicitation.

Description and Quantities
The following table outlines the specific items and quantities required for the procurement of Steel Structures to support SVP's expansion projects:

Table 1: NRS Steel Structures	NRS Qty
A1 - 60kV Structural Steel, Vert. Break-Switch Stand (HVS) (NRS-S-0-X-40)	9
A4 - 60kV Structural Steel, Potential Transformer Stand, Single Phase (NRS-S-0-X-55)	28
ASTM F1554 Anchor Bolts for Switch Stand - 1 1/4" Diameter, 4' Length	72
ASTM F1554 Anchor Bolts for Pt Stand - 1" Diameter, 3' Length	336
B1 - 115kV Structural Steel, High Vert. Brake Switch Stand (NRS-S-0-X-42)	21
B2 - 115kV Structural Steel, Low Vert. Brake Switch Stand (NRS-S-0-X-41)	2
B3 - 115kV Structural Steel, Low Bus Support, Three-Phase, Diagonal (NRS-S-0-X-46)	13
B3A - 115kV Structural Steel, Low Bus Support, Three-Phase, Perpendicular (NRS-S-0-X-43)	4
B4 - 115kV Structural Steel, 1 Phase CVT Support Stand (NRS-S-0-X-54)	35
B5 - 115kV Structural Steel, High Bus Support, Three-Phase, Perpendicular (NRS-S-0-X-47)	1
ASTM F1554 Anchor Bolts for High Switch Stand - 1 1/4" Diameter, 4'-6" Length	168
ASTM F1554 Anchor Bolts for Low Switch Stand - 1 1/4" Diameter, 3'-6" Length	16
ASTM F1554 Anchor Bolts for Low Bus Support - Diagonal - 1" Diameter, 3'-6" Length	104

ASTM F1554 Anchor Bolts for Low Bus Support - Perpendicular - 1" Diameter, 3'-6" Length	32
ASTM F1554 Anchor Bolts for CVT Support Stand - 1" Diameter, 3' Length	420
ASTM F1554 Anchor Bolts for High Bus Support - Perpendicular - 1" Diameter, 3'-6" Length	8
D - 230kV Structural Steel, 3 Phase, Low Switch Support Stand (NRS-S-0-X-38)	17
E - 230kV Structural Steel, 1 Phase, Low Bus Support (NRS-S-0-X-48)	18
F - 230kV Structural Steel, 1 Phase, High Bus Support Stand (NRS-S-0-X-49)	18
G1 - 230kV Structural Steel, CCVT Support Stand (NRS-S-0-X-39)	9
ASTM F1554 Anchor Bolts for Switch Support Stand - 1" Diameter, 4' Length	136
ASTM F1554 Anchor Bolts for Low Bus Support - 1 1/2" Diameter, 4'-6" Length	216
ASTM F1554 Anchor Bolts for High Bus Support - 1 1/2" Diameter, 4'-6" Length	216
ASTM F1554 Anchor Bolts for CCVT Support Stand - 3/4" Diameter, 2' Length	108

Table 2: KRS Steel Structures	KRS Qty
115kV Three Phase Low Bus Support Structure (Bs1)	13
ASTM F1554 Grade 105 Anchor Bolts (1" Diameter, 3' Length) for BS1	52
115kV Single Phase Low Bus Support Structure (BS2)	25
ASTM F1554 Grade 105 Anchor Bolts (1-1/4" Diameter, 3'-6" Length) for BS2	100
115kV Three Phase High Bus Support Structure (BS3)	8
ASTM F1554 Grade 105 Anchor Bolts (1-1/4" Diameter, 3'-6" Length) for BS3	32
115kV Three Phase CVT Support Structure (CVT1)	8
ASTM F1554 Grade 105 Anchor Bolts (1" Diameter, 3' Length) for CVT1	64
115kV Three Phase Metering Unit Support Structure (Mu1)	2
ASTM F1554 Grade 105 Anchor Bolts (1" Diameter, 3' Length) for MU1	16
115kV Three Phase Low Switch Support Structure (SW1)	20
ASTM F1554 Grade 105 Anchor Bolts (1" Diameter, 3' Length) for SW4	160

Table 3: SRS Steel Structures	SRS Qty
115kV Three Phase Low Bus Support Structure (Bs1)	14
ASTM F1554 Grade 105 Anchor Bolts (1" Diameter, 3' Length) for BS1	56
115kV Single Phase Low Bus Support Structure (Bs2)	20
ASTM F1554 Grade 105 Anchor Bolts (1-1/4" Diameter, 3'-6" Length) for BS2	80

115kV Three Phase High Bus Support Structure (Bs3)	9
ASTM F1554 Grade 105 Anchor Bolts (1-1/4" Diameter, 3'-6" Length) for BS3	36
115kV Three Phase CVT Support Structure (CVT1)	7
ASTM F1554 Grade 105 Anchor Bolts (1" Diameter, 3' Length) for CVT1	56
115kV Three Phase Low Switch Support Structure (SW1)	17
ASTM F1554 Grade 105 Anchor Bolts (1" Diameter, 3' Length) For SW1	136
115kV Three Phase Low Switch Support Structure (SW4)	1
ASTM F1554 Grade 105 Anchor Bolts (1" Diameter, 3' Length) For SW4	8

Summary

Subject to compliance with Chapter 2.105 of the City Code, staff is seeking authorization for the City Manager to negotiate and execute agreements and/or purchase orders for steel structures, up to a total maximum aggregate amount of $5,000,000 inclusive of applicable taxes. Staff has included additional contingency funds in the maximum amount and requests an additional 15% contingency to account for recent market volatility. The requested authorization is subject to review and approval as to form of all agreements and/or purchase orders by the City Attorney and appropriation of funds.

Delivery Timeline

Deliveries are expected to take place between September 2025 and December 2025. Payments will be based on the successful completion of key milestones. A minimum of 10% of the contract amount will be withheld until the City's final acceptance of the equipment. A two-year warranty period is anticipated to cover parts and labor and will commence upon final acceptance of each unit.

Additional Quantities

As part of the expansion, SVP may need to purchase additional steel structures, subject to the maximum compensation limit. If such purchases are necessary, they will be made pursuant to Section 2.105.130 of the City Code, which states "at the discretion of the Purchasing Division Manager, additional quantities may be purchased after the initial award of a contract or purchase order for general services or products. If the purchase of additional quantities or services increases the maximum compensation that exceeds the City Manager's signature authority set forth in this chapter, or an amount previously approved by Council, then Council approval is required."

Finance will provide a report to the City Council on the outcome of the solicitations at a later date.

ENVIRONMENTAL REVIEW

The actions being considered do not constitute a "project" within the meaning of the California Environmental Quality Act ("CEQA") pursuant to section 15378(b)(2) of Title 14 of the California Code of Regulations as the proposed actions solely involve the purchase of equipment and supplies for the Northern Receiving Station (NRS), Kifer Receiving Station (KRS), and Scott Receiving Station (SRS).

FISCAL IMPACT

The amount to be paid to the vendors under these agreements are not-to-exceed $5,000,000 for the initial quantity of units noted in Tables 1-3 and an additional $750,000 for a 15% contingency of the total contract value for a total maximum authorization not to exceed $5,750,000. Sufficient

appropriations are available in the Electric Utility Capital Fund for the three receiving station rebuild and replacement projects - SRS, KRS, and NRS. On September 10, 2024, the City Council approved the issuance of electric revenue bonds which provide funding for the rebuild and replacement projects.

COORDINATION

This report has been coordinated with the Finance Department and the City Attorney's Office.

PUBLIC CONTACT

Public contact was made by posting the Council agenda on the City's official-notice bulletin board outside City Hall Council Chambers. A complete agenda packet is available on the City's website and in the City Clerk's Office at least 72 hours prior to a Regular Meeting and 24 hours prior to a Special Meeting. A hard copy of any agenda report may be requested by contacting the City Clerk's Office at (408) 615-2220, email clerk@santaclaraca.gov or at the public information desk at any City of Santa Clara public library.

RECOMMENDATION

1. Subject to compliance with Chapter 2.105 of the City Code, review and approval as to form by the City Attorney, and appropriation of funds, authorize the City Manager or designee to negotiate and execute agreements or purchase orders with vendors for steel structures for the Northern Receiving Station, Kifer Receiving Station, and Scott Receiving Station projects for a maximum aggregate compensation amount of $5,000,000 plus a 15% contingency ($750,000) for a total maximum amount not to exceed $5,750,000; and
2. Authorize the City Manager or designee to (a) take any actions as necessary to implement and administer the agreements and/or purchase orders, and (b) negotiate and execute amendments to the agreements or purchase orders for (i) design changes, (ii) any unanticipated issues, (iii) extensions of the term, (iv) de minimis revisions, or (v) the purchase of additional steel structures, subject to the above maximum aggregate compensation limit and review and approval as to form by the City Attorney.

Reviewed by: Manuel Pineda, Chief Electric Utility Officer
Approved by: Jovan D. Grogan, City Manager

25-353 Agenda Date: 4/8/2025

REPORT TO COUNCIL

SUBJECT
Action on Authorizing the City Manager to Negotiate and Execute Amendments to the Agreement for Services with AECOM Technical Services, Inc. for Renewable Microgrid Feasibility Study and Design Services

COUNCIL PILLAR
Promote Sustainability and Environmental Protection
Deliver and Enhance High Quality Efficient Services and Infrastructure

BACKGROUND
In May 2021, after a Request for Proposals (RFP) process, the City Council (RTC# 21-442) authorized the City Manager to execute an agreement with AECOM Technical Services, Inc. (AECOM) to conduct a feasibility study and provide design services for renewable energy microgrids.

Renewable energy microgrids are a group of interconnected loads and distributed energy resources within clearly defined electrical boundaries that act as a single controllable entity, which can serve its own load independent of an electric utility's grid. A microgrid can connect and disconnect from an electric utility's grid to enable it to operate in both grid-connected or island mode utilizing solar photovoltaic and energy storage systems.

The implementation of microgrids may help protect the City of Santa Clara's most critical sites from experiencing operational downtime, increase electrical infrastructure resiliency, and reduce diesel generator run-times. Additionally, the daily operations and standby power from microgrids will reduce pollutants and greenhouse gas (GHG) emissions, supporting the City's Climate Action Plan.

As part of a feasibility study, AECOM evaluated two candidate Santa Clara fire stations for potential microgrid deployment. AECOM recommended Fire Station #2 as the most suitable site. Because of this fire station's location, a microgrid also has the potential to benefit the adjacent Santa Clara Emergency Operations Center (EOC). Integrating the EOC into the Fire Station #2 microgrid would increase the photovoltaic solar system from 150 kW AC (Alternating Current) to approximately 300kW AC and increase the Battery Energy Storage System (BESS) from 180 kW (2hr) to 2,000 kW (4hr).

From an economic perspective, both sites would result in capital cost savings as they would share the same BESS and microgrid switchgear. Because of these advantages, design changes beyond the initial feasibility study were recommended and included in the design to develop the community microgrid concept between the two sites.

DISCUSSION

The Fire Station #2/EOC Microgrid Project (Project) has the potential to provide a variety of benefits, which make the further development of the design worth continued efforts. As mentioned, microgrids can assist with local and statewide (CAISO) grid decarbonization, grid resiliency and reliability, and support for both critical and non-critical site loads. In addition, a microgrid project like this Project can help the development of utility microgrid standards. This could accelerate the integration of these technologies into the as-built environment through the production of a standardized set of equipment and controls. Also, microgrid projects serve as a real-world model for municipalities and other developers pursuing similar projects, as a component of the statewide roadmap for decarbonization and as an accessible solution to address grid resiliency and reliability.

AECOM has completed approximately 60% of the Project design. The proposed design will include battery energy storage, photovoltaic (PV), and electric vehicle (EV) charging infrastructure. Silicon Valley Power (SVP) paused AECOM's services at this stage to address additional service needs.

Upon completion of the design, SVP will evaluate whether to proceed with the project and, if so, will put the Project out to bid. Prior to any City Council action to move forward with the construction of the Project, additional environmental review will be conducted.

The original agreement included a fixed amount of $261,564 to complete the feasibility study and preliminary design, plus up to $200,000 for additional services, for a maximum compensation amount of $461,564. Of the $200,000, $89,422 was authorized for subcontractor changes resulting from delays due to staffing changes at SVP, structural assessment of the fire station, and design modifications, including the addition of the EOC to the Project and the increase in size of the photovoltaic system and battery.

Additional funds are required for AECOM to complete the design for the expanded project and support any environmental review. If the City Council proceeds with the construction of the Project, staff recommends that the City use the remaining funds to support construction of the Project, including permit coordination, bid support, and engineering support during project construction.

For those services authorized, AECOM will provide all services according to a work authorization process specified in the Agreement, staff recommends authorizing funding of $279,522 (approximately 28% of the total project costs of $1 million) to cover additional service needs, especially in the event that the City Council authorizes construction of the Project. As a result, the total maximum compensation would increase by $538,436 from $461,564 to $1,000,000, with costs estimated as outlined in Table 1 below.

Table 1: Revised Maximum Compensation

Description	Amount
Original Scope	
Feasibility Study and Preliminary Design	$261,564
Change Orders Issued to Date	$89,422
New Scope - Expanded Project	
Complete Design	$163,322

If Project Authorized for Construction	
Permitting	$30,850
Bid and Award Support Services	$19,600
Engineering Support During Construction	$155,720
Subtotal	$720,478
Contingency/Additional Services	$279,522
Revised Maximum Compensation	$1,000,000

Staff recommend an initial extension to the term for two years through April 30, 2027. Staff also requests authorization for the City Manager to negotiate and execute amendments to extend the term of the Agreement for up to an additional two years through April 30, 2029, if needed.

ENVIRONMENTAL REVIEW

The action being considered does not constitute a “project” within the meaning of a California Environmental Quality Act (“CEQA”) pursuant to pursuant to section 15061(b)(3) of Title 14 of the California Code of Regulations in that it can be seen with certainty that there is no possibility that the design services and other services may have a significant effect on the environment. If the City decides to construct the Project, additional environmental review will be required.

FISCAL IMPACT

Sufficient funding was appropriated from the Electric Department Public Benefits Program to the Electric Utility Capital Fund for the Renewable Energy Microgrid project, CIP 2446. Funding for future years, if needed, will be requested as part of the annual budget process.

COORDINATION

This report has been coordinated with the Finance Department and the City Attorney’s Office.

PUBLIC CONTACT

Public contact was made by posting the Council agenda on the City’s official-notice bulletin board outside City Hall Council Chambers. A complete agenda packet is available on the City’s website and in the City Clerk’s Office at least 72 hours prior to a Regular Meeting and 24 hours prior to a Special Meeting. A hard copy of any agenda report may be requested by contacting the City Clerk’s Office at (408) 615-2220, email clerk@santaclaraca.gov or at the public information desk at any City of Santa Clara public library.

RECOMMENDATION

1. Authorize the City Manager or designee to negotiate and execute an amendment to the agreement with AECOM Technical Services, Inc. (Agreement) for renewable energy microgrid feasibility study and design services to expand the contract scope to include the City’s Emergency Operations Center and to increase the maximum compensation by $538,436 from $461,564 to $1,000,000 and extend the term by two years through April 30, 2027, subject to the review and approval as to form by the City Attorney; and
2. Authorize the City Manager or designee to take any actions as necessary to implement and administer the amended Agreement and negotiate and execute future amendment(s) to (a) add or

delete services associated with the project, (b) adjust future rates based on market conditions, (c) make de minimis changes, and (d) extend the term up to an additional two years, subject to the appropriation of funds and the review and approval as to form by the City Attorney.

Reviewed by: Manuel Pineda, Chief Electric Utility Officer
Approved by: Jovan D. Grogan, City Manager

ATTACHMENT
1. AECOM Technical Services, Inc. Agreement for Service
2. AECOM Technical Services, Inc. Amendment No. 1 to the Agreement for Services
3. AECOM Technical Services, Inc. Amendment No. 2 to the Agreement for Services

21-442 Agenda Date: 5/4/2021

REPORT TO COUNCIL

SUBJECT
Action on an Agreement for Services with AECOM Technical Services, Inc. for Renewable Energy Microgrid Feasibility Study and Design Services

COUNCIL PILLARS
Promote Sustainability and Environmental Protection
Deliver and Enhance High Quality Efficient Services and Infrastructure

BACKGROUND
Silicon Valley Power (SVP) intends to install renewable energy microgrids at two City fire stations. Renewable energy microgrids are defined as a group of interconnected load(s) and distributed energy resources within clearly defined electrical boundaries that act as a single controllable entity with respect to the grid. A microgrid can connect and disconnect from the grid to enable it to operate in both grid-connected or island mode.

The microgrids will help protect the City's most critical sites from experiencing operational downtime, increase electrical infrastructure resiliency, and reduce diesel generator run-times. Additionally, the daily operations and standby power from the microgrids will reduce criteria pollutants and greenhouse gas (GHG) emissions, in support of the City's Climate Action Plan.

One microgrid each will be located at Fire Station #1 and Fire Station #2. SVP is partnering with the Santa Clara Fire Department to prioritize Fire Station #1, with the potential to co-locate the Fire Station #2 microgrid with additional critical public site(s) to enable a community microgrid concept. The installed microgrids will allow the two fire stations to operate off-grid in an islanded mode using solar photovoltaic and energy storage systems.

Before the microgrids can be constructed and installed, SVP requires a qualified and experienced contractor to perform a feasibility study and design process. The feasibility study and design shall determine the benefits, risks, and costs, as well as the final specifications and placement of the planned microgrids.

DISCUSSION
In July 2020, the City issued a Request for Proposals (RFP) for renewable energy microgrid feasibility study and design services, using the City's e-procurement system. A total of 150 companies viewed the RFP and the City received proposals from seven companies:

- AECOM Technical Services, Inc. (San Jose, CA)
- Black & Veatch Corporation (Overland Park, KS)
- breitGrid (Wilmington, NC)

- Integral Group, LLC (Oakland, CA)
- Optony, Inc. (Santa Clara, CA)
- P2s, Inc. (Long Beach, CA)
- Willdan Energy Solutions (San Francisco, CA)

The written proposals were evaluated and scored by a three-member evaluation team consisting of staff from SVP and the Santa Clara Fire Department against the criteria and weights published in the RFP. The proposals were evaluated on proposer qualifications and experience; approach to conducting feasibility studies; designing renewable energy microgrids; preparing post-design construction plans; and proposer's approach to innovation and environmental performance. Cost proposals for each proposer were reviewed following the technical evaluation.

Staff recommends award of contract to AECOM Technical Services, Inc. (AECOM) as the most advantageous and best value proposal based upon the final evaluation ranking. Their proposal met or exceeded all of the RFP specifications, and their solution was rated superior in the following key areas:

- Demonstrated experience providing solar photovoltaics (PV) and energy storage system microgrid services to municipal agencies;
- Experience designing the microgrid controller logic and integration architecture to play an integral role in islanding and resynchronization routines, analyzing different operating scenarios based on solar energy output, energy storage status, and grid status, in addition to advanced protection schemes and cybersecurity operations;
- Demonstrated expertise in bidding distributed energy resources and participating in the California Independent System Operator (CAISO) wholesale energy market;
- Proven impact on reducing criteria pollutants and GHG emissions from microgrid operations.

The term of the proposed agreement will be a two-year initial term with two additional one-year options to extend at the discretion of the City. The agreement includes provision of all labor, materials, and technical expertise to provide renewable energy microgrid feasibility study and design services. The proposed agreement also includes a detailed scope of services, and a compensation schedule that includes milestone payments to be made upon acceptance of completed microgrid feasibility study and design tasks.

Additionally, an estimated not-to-exceed amount of $200,000 is included in the agreement for additional services, such as land surveys, geotechnical studies, or additional microgrid designs.

AECOM's estimated compensation under the agreement is as follows:

Renewable Energy Microgrid Feasibility Study and Design Services	
Project Buildup and Kickoff Meeting	$5,410
Two Site Visits	$9,793
Renewable Energy Microgrid Feasibility Study	$162,020

Design of Two Renewable Energy Microgrids	$84,341
Subtotal	$261,564
Additional Services	$200,000
CONTRACT NOT TO EXCEED TOTAL	$461,564

ENVIRONMENTAL REVIEW

The action being considered is part of a feasibility study designed to reduce environmental impacts from diesel back-up generators by substituting energy storage as a back-up power source to delay and/or avoid the activation of diesel back-up generators. The project is therefore statutorily exempt under CEQA Guidelines section 15262, Feasibility and Planning studies.

FISCAL IMPACT

The agreement has a not-to-exceed amount of $461,564 for the initial two-year term. Funds are available in the Electric Utility Capital Fund as part of the Electric Department Public Benefits Program in the Renewable Energy Microgrid project, CIP 2446, to support the financing of the Feasibility Study and Design Services.

COORDINATION

This report has been coordinated with the Finance Department and the City Attorney's Office.

PUBLIC CONTACT

Public contact was made by posting the Council agenda on the City's official-notice bulletin board outside City Hall Council Chambers. A complete agenda packet is available on the City's website and in the City Clerk's Office at least 72 hours prior to a Regular Meeting and 24 hours prior to a Special Meeting. A hard copy of any agenda report may be requested by contacting the City Clerk's Office at (408) 615-2220, email clerk@santaclaraca.gov <mailto:clerk@santaclaraca.gov> or at the public information desk at any City of Santa Clara public library.

RECOMMENDATION

1. Authorize the City Manager to execute an Agreement with AECOM Technical Services, Inc. for renewable energy microgrid feasibility study and design services, for an initial term starting on or about May 1, 2021 and ending on April 30, 2023 for total maximum amount not-to-exceed $461,564, subject to the annual appropriation of funds; and
2. Authorize the City Manager to execute up to two one-year options to extend the term of the Agreement after the initial term, ending April 30, 2025 assuming all options are exercised, subject to the annual appropriation of funds.

Reviewed by: Manuel Pineda, Chief Electric Utility Officer
Approved by: Deanna J. Santana, City Manager

ATTACHMENTS

1. Agreement for Services

EBIX Insurance No. *S200004639

AGREEMENT FOR SERVICES BETWEEN THE CITY OF SANTA CLARA, CALIFORNIA, AND AECOM TECHNICAL SERVICES, INC.

PREAMBLE

This Agreement is entered into between the City of Santa Clara, California, a chartered California municipal corporation (City) and AECOM Technical Services, Inc., a California Corporation (Contractor). City and Contractor may be referred to individually as a "Party" or collectively as the "Parties" or the "Parties to this Agreement."

RECITALS

A. City desires to secure the services more fully described in this Agreement, at Exhibit A, entitled "Scope of Services";

B. Contractor represents that it, and its subcontractors, if any, have the professional qualifications, expertise, necessary licenses and desire to provide certain goods and/or required services of the quality and type which meet objectives and requirements of City; and,

C. The Parties have specified herein the terms and conditions under which such services will be provided and paid for.

The Parties agree as follows:

AGREEMENT TERMS AND CONDITIONS

1. AGREEMENT DOCUMENTS

The documents forming the entire Agreement between City and Contractor shall consist of these Terms and Conditions and the following Exhibits, which are hereby incorporated into this Agreement by this reference:

Exhibit A – Scope of Services

Exhibit B – Schedule of Fees

Exhibit C – Insurance Requirements

Exhibit D - Notice of Exercise of Option to Extend Agreement Form

Exhibit E – Work Authorization Form

Exhibit F – Labor Compliance Addendum

This Agreement, including the Exhibits set forth above, contains all the agreements, representations and understandings of the Parties, and supersedes and replaces any previous agreements, representations and understandings, whether oral or written. In the event of any inconsistency between the provisions of any of the Exhibits and the Terms and Conditions, the Terms and Conditions shall govern and control.

2. TERM OF AGREEMENT

A. Unless otherwise set forth in this Agreement or unless this paragraph is subsequently modified by a written amendment to this Agreement, the term of this Agreement shall begin on May 1, 2021 and expire on April 30, 2023.

B. After the Initial Term, the City reserves the right, at its sole discretion, to extend the term of this Agreement for up to two (2) additional one-year terms through April 30, 2025 ("Option Periods"). City shall provide Contractor with no less than thirty (30) days prior written notice of its intention to exercise its option to extend the term of this Agreement. See Exhibit D for Notice of Exercise of Option to Extend Agreement Form.

3. SCOPE OF SERVICES & PERFORMANCE SCHEDULE

Contractor shall perform those Services specified in Exhibit A within the time stated in Exhibit A. Time is of the essence.

4. WARRANTY

Contractor expressly warrants that all materials and services covered by this Agreement shall be fit for the purpose intended, shall be free from defect and shall conform to the specifications, requirements and instructions upon which this Agreement is based. Contractor agrees to promptly replace or correct any incomplete, inaccurate or defective Services at no further cost to City when defects are due to the negligence, errors or omissions of Contractor. If Contractor fails to promptly correct or replace materials or services, City may make corrections or replace materials or services and charge Contractor for the cost incurred by City.

5. QUALIFICATIONS OF CONTRACTOR- STANDARD OF CARE

Contractor represents and maintains that it has the expertise in the professional calling necessary to perform the Services, and its duties and obligations, expressed and implied, contained herein, and City expressly relies upon Contractor's representations regarding its skills and knowledge. Contractor shall perform such Services and duties in conformance to and consistent with the professional standards of a specialist in the same discipline in the State of California.

6. COMPENSATION AND PAYMENT

In consideration for Contractor's complete performance of Services, City shall pay Contractor for all materials provided and Services rendered by Contractor in accordance with Exhibit B, entitled "SCHEDULE OF FEES AND PAYMENT PROVISIONS." The maximum compensation of this Agreement during the Initial Term is Four Hundred Sixty-One Thousand Five Hundred Sixty-Four Dollars ($461,564), subject to budget appropriations, which includes all payments that may be authorized for Services and for expenses, supplies, materials and equipment required to perform the Services. All work performed or materials provided in excess of the maximum compensation shall be at Contractor's expense. Contractor shall not be entitled to any payment above the maximum compensation under any circumstance.

7. TERMINATION

A. Termination for Convenience. City shall have the right to terminate this Agreement, without cause or penalty, by giving not less than Thirty (30) days' prior written notice to Contractor.

B. Termination for Default. If Contractor fails to perform any of its material obligations under this Agreement, in addition to all other remedies provided by law, City may terminate this Agreement immediately upon written notice to Contractor.

C. Upon termination, each Party shall assist the other in arranging an orderly transfer and close-out of services. As soon as possible following the notice of termination, but no later than ten (10) days after the notice of termination, Contractor will deliver to City all City information or material that Contractor has in its possession.

8. ASSIGNMENT AND SUBCONTRACTING

City and Contractor bind themselves, their successors and assigns to all covenants of this Agreement. This Agreement shall not be assigned or transferred without the prior written approval of City. Contractor shall not hire subcontractors without express written permission from City.

Contractor shall be as fully responsible to City for the acts and omissions of its subcontractors, and of persons either directly or indirectly employed by them, as Contractor is for the acts and omissions of persons directly employed by it.

9. NO THIRD-PARTY BENEFICIARY

This Agreement shall not be construed to be an agreement for the benefit of any third party or parties and no third party or parties shall have any claim or right of action under this Agreement for any cause whatsoever.

10. INDEPENDENT CONTRACTOR

Contractor and all person(s) employed by or contracted with Contractor to furnish labor and/or materials under this Agreement are independent contractors and do not act as agent(s) or employee(s) of City. Contractor has full rights to manage its employees in their performance of Services under this Agreement.

11. CONFIDENTIALITY OF MATERIAL

All ideas, memoranda, specifications, plans, manufacturing procedures, data, drawings, descriptions, documents, discussions or other information developed or received by or for Contractor and all other written information submitted to Contractor in connection with the performance of this Agreement shall be held confidential by Contractor and shall not, without the prior written consent of City, be used for any purposes other than the performance of the Services nor be disclosed to an entity not connected with performance of the Services. Nothing furnished to Contractor which is otherwise known to Contractor or becomes generally known to the related industry shall be deemed confidential.

12. OWNERSHIP OF MATERIAL

All material, which shall include, but not be limited to, data, sketches, tracings, drawings, plans, diagrams, quantities, estimates, specifications, proposals, tests, maps, calculations, photographs, reports, designs, technology, programming, works of authorship and other material developed, collected, prepared or caused to be prepared under this Agreement shall be the property of City but Contractor may retain and use copies thereof. City shall not be limited in any way or at any time in its use of said material. However, Contractor shall not be responsible for damages resulting from the use of said material for work other than Project, including, but not limited to, the release of this material to third parties.

13. RIGHT OF CITY TO INSPECT RECORDS OF CONTRACTOR

City, through its authorized employees, representatives or agents shall have the right during the term of this Agreement and for four (4) years from the date of final payment for goods or services provided under this Agreement, to audit the books and records of Contractor for the purpose of verifying any and all charges made by Contractor in connection with Contractor compensation under this Agreement, including termination of Contractor. Contractor agrees to maintain sufficient books and records in accordance with generally accepted accounting principles to establish the correctness of all charges submitted to City. Any expenses not so recorded shall be disallowed by City. Contractor shall bear the cost of the audit if the audit determines that there has been a substantial billing deviation in excess of five (5) percent adverse to the City.

Contractor shall submit to City any and all reports concerning its performance under this Agreement that may be requested by City in writing. Contractor agrees

to assist City in meeting City's reporting requirements to the State and other agencies with respect to Contractor's Services hereunder.

14. HOLD HARMLESS/INDEMNIFICATION

A. To the extent permitted by law, Contractor agrees to protect, defend, hold harmless and indemnify City, its City Council, commissions, officers, employees, volunteers and agents from and against any claim, injury, liability, loss, cost, and/or expense or damage, including all costs and attorney's fees in providing a defense to any such claim or other action, and whether sounding in law, contract, tort, or equity, in any manner arising from, or alleged to arise in whole or in part from, or in any way connected with the Services performed by Contractor pursuant to this Agreement – including claims of any kind by Contractor's employees or persons contracting with Contractor to perform any portion of the Scope of Services – and shall expressly include passive or active negligence by City connected with the Services. However, the obligation to indemnify shall not apply if such liability is ultimately adjudicated to have arisen through the sole active negligence or sole willful misconduct of City; the obligation to defend is not similarly limited.

B. Contractor's obligation to protect, defend, indemnify, and hold harmless in full City and City's employees, shall specifically extend to any and all employment-related claims of any type brought by employees, contractors, subcontractors or other agents of Contractor, against City (either alone, or jointly with Contractor), regardless of venue/jurisdiction in which the claim is brought and the manner of relief sought.

C. To the extent Contractor is obligated to provide health insurance coverage to its employees pursuant to the Affordable Care Act ("Act") and/or any other similar federal or state law, Contractor warrants that it is meeting its obligations under the Act and will fully indemnify and hold harmless City for any penalties, fines, adverse rulings, or tax payments associated with Contractor's responsibilities under the Act.

15. INSURANCE REQUIREMENTS

During the term of this Agreement, and for any time period set forth in Exhibit C, Contractor shall provide and maintain in full force and effect, at no cost to City, insurance policies as set forth in Exhibit C.

16. WAIVER

Contractor agrees that waiver by City of any one or more of the conditions of performance under this Agreement shall not be construed as waiver(s) of any other condition of performance under this Agreement. Neither City's review, acceptance nor payments for any of the Services required under this Agreement

shall be constructed to operate as a waiver of any rights under this Agreement or of any cause of action arising out of the performance of this Agreement.

17. NOTICES

All notices to the Parties shall, unless otherwise requested in writing, be sent to City addressed as follows:

City of Santa Clara
Attention: Silicon Valley Power
1500 Warburton Avenue
Santa Clara, CA 95050
svpcontracts@santaclaraca.gov, jcoleman@santaclaraca.gov, and manager@santaclaraca.gov

And to Contractor addressed as follows:

AECOM Technical Services, Inc.
Attention: Robert K. Turley
4 N. Second Street, Suite 675
San Jose, CA 95113
Phone: 408-297-9585
Email: bob.turley@aecom.com

The workday the e-mail was sent shall control the date notice was deemed given. An e-mail transmitted after 1:00 p.m. on a Friday shall be deemed to have been transmitted on the following business day.

18. COMPLIANCE WITH LAWS

Contractor shall comply with all applicable laws and regulations of the federal, state and local government, including but not limited to "The Code of the City of Santa Clara, California" ("SCCC"). In particular, Contractor's attention is called to the regulations regarding Campaign Contributions (SCCC Chapter 2.130), Lobbying (SCCC Chapter 2.155), Minimum Wage (SCCC Chapter 3.20), Business Tax Certificate (SCCC section 3.40.060), and Food and Beverage Service Worker Retention (SCCC Chapter 9.60), as such Chapters or Sections may be amended from time to time or renumbered. Additionally Contractor has read and agrees to comply with City's Ethical Standards (http://santaclaraca.gov/home/showdocument?id=58299).

19. CONFLICTS OF INTEREST

Contractor certifies that to the best of its knowledge, no City officer, employee or authorized representative has any financial interest in the business of Contractor and that no person associated with Contractor has any interest, direct or indirect, which could conflict with the faithful performance of this Agreement. Contractor is familiar with the provisions of California Government Code section 87100 and

following, and certifies that it does not know of any facts which would violate these code provisions. Contractor will advise City if a conflict arises.

20. FAIR EMPLOYMENT

Contractor shall not discriminate against any employee or applicant for employment because of race, sex, color, religion, religious creed, national origin, ancestry, age, gender, marital status, physical disability, mental disability, medical condition, genetic information, sexual orientation, gender expression, gender identity, military and veteran status, or ethnic background, in violation of federal, state or local law.

21. NO USE OF CITY NAME OR EMBLEM

Contractor shall not use City's name, insignia, or emblem, or distribute any information related to services under this Agreement in any magazine, trade paper, newspaper or other medium without express written consent of City.

22. GOVERNING LAW AND VENUE

This Agreement shall be governed and construed in accordance with the statutes and laws of the State of California. The venue of any suit filed by either Party shall be vested in the state courts of the County of Santa Clara, or if appropriate, in the United States District Court, Northern District of California, San Jose, California.

23. SEVERABILITY CLAUSE

In case any one or more of the provisions in this Agreement shall, for any reason, be held invalid, illegal or unenforceable in any respect, it shall not affect the validity of the other provisions, which shall remain in full force and effect.

24. AMENDMENTS

This Agreement may only be modified by a written amendment duly authorized and executed by the Parties to this Agreement.

25. COUNTERPARTS

This Agreement may be executed in counterparts, each of which shall be deemed to be an original, but both of which shall constitute one and the same instrument.

The Parties acknowledge and accept the terms and conditions of this Agreement as evidenced by the following signatures of their duly authorized representatives.

CITY OF SANTA CLARA, CALIFORNIA
a chartered California municipal corporation

Approved as to Form:

Digitally signed by Caio Arellano
Date: 2021.06.03 10:16:41 -07'00'

BRIAN DOYLE
City Attorney

Dated: 6/3/2021

DEANNA J. SANTANA
City Manager
1500 Warburton Avenue
Santa Clara, CA 95050
Telephone: (408) 615-2210
Fax: (408) 241-6771

"CITY"

AECOM TECHNICAL SERVICES, INC.
A California Corporation

Dated: May 20, 2021
By (Signature):
Name: Robert K. Turley
Title: Vice President
Principal Place of Business Address: 4 N. Second Street, Suite 675
San Jose, CA 95113
Email Address: bob.turley@aecom.com
Telephone: 408-297-9585
Fax:

"CONTRACTOR"

AGREEMENT FOR SERVICES
BETWEEN THE
CITY OF SANTA CLARA, CALIFORNIA,
AND
AECOM TECHNICAL SERVICES, INC.

EXHIBIT A

SCOPE OF SERVICES

1. GENERAL

1.1. Contractor shall provide renewable energy microgrid feasibility study and design services.

1.2. The feasibility study and microgrid design shall meet all the latest City and Silicon Valley Power (SVP) standards and requirements, along with the latest Institute of Electrical and Electronics Engineers (IEEE), and industry standards.

1.3. The final microgrid feasibility study and design shall be for the eventual deployment of two (2) renewable energy microgrids.

1.4. Microgrid Locations

1.4.1. The first microgrid shall be located at Fire Station #2 (1900 Walsh Avenue, Santa Clara, CA 95050) and may consist of a microgrid integrating multiple mission critical facilities.

1.4.2. The City currently plans to have the second microgrid located at Fire Station #1 (777 Benton Street, Santa Clara, CA 95050). However, due to potential future renovation plans at the station, the second microgrid may be located at another Fire Station.

1.4.3. There is also the possibility of adding multiple co-located public critical facilities.

1.5. City shall facilitate access to relevant City facilities for Contractor and subcontractors throughout the project.

1.6. City shall provide the following information to Contractor before Contractor begins work.

1.6.1. As-built drawings/information;

1.6.2. Utility bills and monthly electronic usage (kWh and kW); and

1.6.3. Existing equipment cut sheets.

1.7. Contractor will evaluate existing City equipment and provide recommendations related to intertie and control.

1.7.1. Contractor shall not be responsible for existing performance of said equipment.

1.8. Contractor may perform the feasibility study and preliminary parts of the microgrid design concurrently. However, the full completion of the microgrid design can only occur after the feasibility study has been completed.

1.9. A subsequent solicitation will be released for the construction and installation of the approved designed microgrids, with the target energization expected in 2022.

2. PROJECT KICKOFF MEETING AND PROJECT SCHEDULE

2.1. Upon execution of the Agreement, the City will coordinate with Contractor to set up a project kickoff meeting.

2.2. The purpose of the meeting will be to

2.2.1. Discuss the project plan;

2.2.2. Schedule site visits; and

2.2.3. Finalize the project schedule.

2.3. Project Schedule

2.3.1. Prior to the kickoff meeting, Contractor shall provide to the City a preliminary project schedule to review.

2.3.2. Contractor and City shall discuss the preliminary project schedule at the kickoff meeting and make any adjustments necessary.

2.3.3. After the kickoff meeting, Contractor shall send a final project schedule to the City for approval. The City shall not unreasonably withhold approval.

2.4. Design Meetings and Updates

2.4.1. Contractor shall attend up to five (5) meetings with City staff for design review. City may request additional meetings as needed, in accordance with the Additional Services section below.

2.4.2. Contractor shall provide project updates via conference call and emails once per month.

2.5. Project Completion

2.5.1. Contractor shall submit the completed feasibility study and microgrid design to the City within twelve (12) months after the execution of this Agreement.

2.5.2. Changes or delays that would result in extending the project schedule shall require the execution of an amendment prior to the commencement of work.

3. SITE VISITS

3.1. Contractor shall make two (2) site visits, to assess electrical infrastructure upgrades, building and land surveying for microgrid installation, sizing of PV and energy storage systems, integration of microgrid, and microgrid controller, and any other information to fulfill project requirements.

3.2. Contractor shall make one site visit during the microgrid feasibility study stage, and the second visit during the microgrid design stage.

3.3. Contractor shall visit both planned microgrid locations during each site visit.

3.4. Follow-up site visits can be arranged if necessary.

4. RENEWABLE ENERGY MICROGRID FEASIBILITY STUDY

4.1. General

4.1.1. Contractor shall conduct a technical and financial feasibility study for the deployment of the two planned renewable energy microgrids, including preliminary microgrid designs.

4.1.2. The feasibility study shall fully describe the electrical loads served by the microgrid when operating in islanded and parallel modes: Peak kW, Average kW, and annual/monthly/weekly kWh.

4.1.3. The feasibility study shall provide hourly load profile of the loads included in the microgrids.

4.1.4. The feasibility study shall provide a written description of the sizing of the loads to be served by the microgrids including a description of any redundancy opportunities (e.g.: n-1) to account for equipment downtime.

4.1.5. The feasibility study shall provide estimation of reduced diesel generation run-times, and reduced greenhouse gas emissions and criteria pollutants.

4.1.6. The feasibility study shall describe how the microgrids can lend themselves towards SVP's portfolio of distributed energy resources aggregated into a virtual power plant (VPP).

4.1.7. The feasibility study shall include a complete electrical infrastructure review, and land and building survey.

4.1.8. The feasibility study shall describe and define all applicable and expected reconfiguration and upgrades including:

4.1.8.1. Utility interconnection, protection, and safety systems, including microgrid-integrated automatic transfer switch (ATS); and

4.1.8.2. Other switching systems as required to support stable transitions to and from island-mode operations for the two microgrids.

4.1.9. The feasibility study shall integrate the microgrids with on-site electric vehicle (EV) charging infrastructure to manage microgrid loading, optimize controls to minimize thermal overloading on grid, and maximize renewable energy generation, if applicable.

4.1.10. The feasibility study shall define the sequence of operations (including timing) for each distributed energy resource (DER) and back-up power device that function within the microgrid system to support the building load, during operations as a single system 1) in parallel to the grid, and 2) in island mode.

4.1.11. The feasibility study shall provide an explanation of the mechanisms deployed to improve cybersecurity threats (identify threats, detect and reject cyberattacks automatically, standards) for inverters and power systems.

4.1.12. The feasibility study shall include system architecture that integrates microgrid solutions, SVP utility system and customer loads for maximum value in terms of cost, and SVP utility system's reliability and reducing cost. The feasibility study should also include telemetry/communication system to integrate with SVP's system. The economic analysis should be included for the system architecture and its operation.

4.1.13. The feasibility study shall also include a preliminary design and layout for the architecture.

4.1.13.1. The preliminary microgrid design shall improve the power quality to ensure transition to renewable energy back-up power during unplanned or planned outages.

4.2. Distributed Energy Resources Characterization

4.2.1. The feasibility study shall provide the following information regarding DER and thermal generation resources that are part of the microgrids:

4.2.1.1. Technology Type (PV, energy storage, etc.). If battery storage, include battery chemistry;

4.2.1.2. Rating (kW/kWh/BTU); and

4.2.1.3. Operating and performance indicators (losses, roundtrip efficiency, degradation, maximum cycles per year and per lifetime, footprint (kWh/sq. ft), energy density, economic life, warranty, and any additional applicable parameters).

4.2.2. If new DER or other generation resources are part of the microgrids, Contractor shall provide a written description, and design, of the location(s) and space available.

4.2.3. The feasibility study shall describe the adequacy of the DERs to continuously meet electrical and thermal demand in the microgrids. Include performance and operations constraints.

4.2.4. The feasibility study shall describe how resilient the DERs and generation resources will be to the forces of nature (severe weather) that are typical to and pose the highest risk to their operation (e.g. potential fire risk, flooding of low-lying areas, or seismic issues).

4.2.5. The feasibility study shall describe the fuel sources for the DERs, and describe how many hours or days of continuous operation of the microgrids can be achieved with current storage capability. If additional storage is required, Contractor shall provide a written description of the storage needs in the feasibility study.

4.2.6. The feasibility study shall describe the capability of DERs including, but not limited to the following capabilities;

4.2.6.1. Black start;

4.2.6.2. Load-following;

4.2.6.3. Part-load operation;

4.2.6.4. Maintain voltage;

4.2.6.5. Maintain frequency;

4.2.6.6. Capability to ride-through voltage and frequency events in islanded mode, and

4.2.6.7. Capability to meet SVP's interconnection standards in grid-connected mode.

4.2.7. The feasibility study shall describe how the DERs can participate as dispatchable assets in the California Independent System Operator (CAISO) wholesale electricity market.

4.3. Contractor shall provide drawings for the following (Quantities per site are provided in parentheses).

4.3.1. General

4.3.1.1. Preliminary Site Plan, Prospective Rendering (1)

4.3.1.2. Electrical, Communications/Network Single Line Diagram (2)

4.3.2. Microgrid Specific

4.3.2.1. Control Strategy Description (1)

4.4. Feasibility Study Submittal and Approval

4.4.1. The feasibility study shall be completed in three drafts as described below.

4.4.2. For each draft, Contractor must receive written approval from the City before moving on to the next draft, or completion.

4.4.3. First Draft

4.4.3.1. Contractor shall submit the first draft of the feasibility study to the City via email. The draft feasibility study shall be in Word format. Quantitative data shall be submitted in Excel or CSV format.

4.4.3.2. The City will review the draft feasibility study and provide feedback/comments to Contractor.

4.4.4. Second Draft

4.4.4.1. Contractor shall submit the second draft of the feasibility study, incorporating the City's comments, to the City via email. The draft feasibility study shall be in Word format. Quantitative data shall be submitted in Excel or CSV format.

4.4.4.2. The City will review the draft feasibility study and provide final feedback/comments to Contractor.

4.4.5. Final Draft

4.4.5.1. Contractor shall submit three (3) hard copies of the final draft of the feasibility study to the City.

4.4.5.2. Contractor shall also email the final draft to the City, in Word and PDF formats. Quantitative data shall be in Excel or CSV format.

4.4.5.3. Feasibility study shall be stamped by a California-licensed professional electrical engineer.

5. RENEWABLE ENERGY MICROGRID DESIGN SERVICES

5.1. General

5.1.1. Contractor shall provide full designs for two (2) renewable energy microgrids.

5.1.2. The designed microgrids shall:

5.1.2.1. Demonstrate a low carbon-based microgrid that can operate in parallel with the grid and in an islanded mode;

5.1.2.2. Reduce standby diesel generation run-times; and

5.1.2.3. Implement advanced energy management controller/software, load control for standby power, protection and relay schemes, control and telemetry requirements, address cyber-security threats, dynamically meet energy and capacity requirements, produce loading analysis and demand forecast capability.

5.1.3. The microgrid designs shall be scalable to other critical sites, including but not limited to:

5.1.3.1. The Santa Clara Police Department;

5.1.3.2. City emergency shelters;

5.1.3.3. Critical pumping and electrical equipment; and

5.1.3.4. Public sites that support the City's most critical assets that cannot experience downtime.

5.1.4. The microgrid designs shall support the City's Climate Action Plan, and reduce particulate matter, and greenhouse gas emissions from the avoided use of emergency back-up diesel generators. The designs shall support SVP's renewable energy, greenhouse gas emissions, and air quality goals.

5.2. The full design of the microgrid systems and subsystems shall be based on SVP's engineering requirements and technical specifications approved by SVP in the feasibility study.

5.3. The designs shall also be based on SVP's engineering requirements, including civil engineering and construction, microgrid energy systems, on-site distribution systems, and interconnection systems.

5.4. The microgrid designs shall include the design and specifications of electrical and structural systems, materials, equipment, fabrication, installation, tests, and standards.

5.5. The microgrid designs shall integrate multiple sources of renewable energy, including solar PV and energy storage across multiple co-located critical sites maximizing renewable energy utilization.

5.5.1. The designs shall integrate microgrids with existing back-up diesel generators and any load requiring ride-through capability, such as an uninterruptible power system.

5.6. Contractor shall perform a power system analysis. The analysis shall include power flow, short circuit and protection, and coordination. The analysis shall not include transient or dynamic studies.

5.7. Contractor shall determine a microgrid equipment layout diagram and a one-line diagram of the microgrids, including location of the DERs based upon the load and functionality requirements.

5.8. Contractor shall provide drawings for each of the following disciplines (Quantities per site are provided in parentheses).

5.8.1. Architecture

5.8.1.1. Zone/Site Civil Plans Showing Existing and Proposed Changes Such as Accessibility, Electrical, Communication, etc. (2).

5.8.2. Communication

5.8.2.1. Communication Single Line Diagram (1)

5.8.2.2. Communication Floor Plan (1)

5.8.3. Electrical

5.8.3.1. IT/Controller Room Wall Mounted Panel Elevation (1)

5.8.3.2. Single Line Diagram with Calculation (1)

5.8.3.3. Three Line Diagram (1)

5.8.3.4. Equipment, Cable Trays, Service Entrance, and Main Disconnect Plan (1)

5.8.4. Structural Drawing (1)

5.9. Additionally, Contractor shall provide:

5.9.1. Calculations, details, and schedules required for the system design;

5.9.2. Identification of existing and planned (new) infrastructure that will be part of the microgrids;

5.9.3. Descriptions and supportive calculations for all power and grounding systems;

5.9.4. Site plans, elevations, equipment arrangement and detailed drawings; and

5.9.5. Evaluation of existing switchgear and utility transformers for interconnection compatibility.

5.10. Contractor shall provide a written description of how the microgrids will be interconnected to the grid. The description shall include a detailed discussion on how the design protection system, monitoring system and control system shall meet SVP's standards and requirements for connecting with the SVP grid system and also in islanded mode.

5.11. The designed microgrids shall provide black start capability.

5.12. Microgrid Design Submittal and Approval

5.12.1. Contractor shall submit the microgrid designs and supporting engineering documentation to the City for review and approval.

5.12.2. The microgrid designs shall be completed in four drafts, as described below.

5.12.3. For each draft, Contractor must receive written approval from the City before moving on to the next draft, or completion.

5.12.4. First Draft

5.12.4.1. Contractor shall submit the first draft of the microgrid designs to the City electronically. Large files shall be uploaded onto e-Builder.

5.12.4.2. The City will review the draft microgrid designs and provide feedback/comments to Contractor.

5.12.5. Second Draft

5.12.5.1. Contractor shall submit the second draft of the microgrid designs, incorporating the City's comments, to the City electronically. Large files shall be uploaded onto e-Builder.

5.12.5.2. The City will review the draft microgrid designs and provide final feedback/comments to Contractor.

5.12.6. Third Draft

5.12.6.1. Contractor shall submit the third draft of the microgrid designs, incorporating the City's comments, to the City electronically. Large files shall be uploaded onto e-Builder.

5.12.6.2. The City will review the draft microgrid designs and provide final feedback/comments to Contractor.

5.12.7. Final Draft

5.12.7.1. Contractor shall submit three (3) hard copies of the final draft of the microgrid designs to the City.

5.12.7.2. Contractor shall also submit the final draft electronically to the City in the requested format.

5.12.7.3. Drawings shall be stamped by a California-licensed professional electrical engineer.

6. ADDITIONAL SERVICES

6.1. Contractor may be required to provide additional renewable energy microgrid feasibility study and/or design services.

6.2. In the event additional services are required, the City shall request a quote from Contractor.

6.3. Contractor shall provide a quote for the requested service(s). The quote shall include a description of the required service(s) (scope of work); the estimated number of hours required to complete the work; the expected staff; and the estimated cost of the work.

6.4. City shall review the submitted quote. At no time shall services begin until City approves the submitted quote.

6.5. Additional services shall include, but be limited to, the following.

6.5.1. Construction Support Services, to include:

6.5.1.1. Attending site meetings with the Contractor to review the progress of the work and to resolve construction issues;

6.5.1.2. Reviewing equipment shop drawings for the equipment;

6.5.1.3. Reviewing shop drawings for Contractor-furnished materials and equipment;

6.5.1.4. Responding to Contractor's Request for Information (RFI's) and issuing field change notices as required;

6.5.1.5. Providing record drawing services at the end of the project to conform construction drawings to the Contractor's marked up record drawing set;

6.5.1.6. Performing inspection of the construction as necessary to ensure the installation per contract drawings and specifications; and

6.5.1.7. Coordinating with SVP and Fire Stations to resolve field issues during construction.

6.5.2. Microgrid studies for additional sites;

6.5.3. Microgrid design services for additional sites;

6.5.4. Geotechnical Studies for existing and additional sites, if necessary;

6.5.5. Land and building surveys for existing and additional sites, if necessary;

6.5.6. Utility application fees; and

6.5.7. Additional meetings.

6.6. Work Authorization Form

6.6.1. Additional services shall require a Work Authorization Form (Exhibit E) to be completed and approved in writing before work may begin.

6.6.2. At no time shall Contractor begin work until the Work Authorization Form has been approved by the City.

6.6.3. The Work Authorization Form may only be authorized, in writing, by an Assistant Director of the Electric Utility, Electric Utility Chief Operating Officer, or Chief Electric Utility Officer.

6.7. Prevailing Wage Requirements

6.7.1. Any additional services subject to prevailing wage requirements shall be performed in accordance with California Labor Code section 1720 et seq and Exhibit F - Labor Compliance Addendum.

6.7.2. Contractor, and any subcontractors, shall be registered with the State of California Department of Industrial Relations, as required, prior to the commencement of applicable work.

7. SUBCONTRACTORS

7.1. The City has authorized Contractor to subcontract with the following vendors.

7.1.1. Energeia USA for wholesale market analysis;

7.1.2. Fastgrid for assistance with the design of the microgrid; and

7.1.3. Schweitzer Engineering Laboratories for power quality and cyber security services.

7.2. Replacing Subcontractors

7.2.1. Either City or Contractor may request replace a subcontractor assigned to this project.

7.2.2. When a request to replace a subcontractor is made, Contractor shall propose a replacement subcontractor and provide to the City the proposed subcontractor's qualifications to review.

7.2.3. City shall review the proposed subcontractor's qualifications and provide approval.

7.2.4. Contractor shall not replace subcontractor(s) before receiving City approval.

7.2.5. The City will not unreasonably withhold approval.

AGREEMENT FOR SERVICES
BETWEEN THE
CITY OF SANTA CLARA, CALIFORNIA,
AND
AECOM TECHNICAL SERVICES, INC.

EXHIBIT B

SCHEDULE OF FEES AND PAYMENT PROVISIONS

1. Maximum Compensation

1.1. The maximum amount of compensation to be paid to Contractor during the Initial Term shall not exceed Four Hundred Sixty-One Thousand Five Hundred Sixty-Four Dollars ($461,564).

1.2. Any work requested by the City that exceeds the Maximum Compensation within shall require the execution of an amendment to this Agreement prior to the commencement of the work.

2. Payment Schedule

2.1. City shall pay Contractor for completed microgrid feasibility study and design tasks as set forth in the Scope of Services (Exhibit A) at the fixed rates listed in Table B1- Payment Schedule below.

Table B1 – Payment Schedule

Task (Milestone)	Deliverable	Cost
1	Project Kickoff Meeting	$5,410
2	Two Site Visits	$9,793
3	Microgrid Feasibility Study- First Draft	$113,414
4	Microgrid Feasibility Study- Second Draft	$24,303
5	Microgrid Feasibility Study- Final Draft	$24,303
6	Renewable Energy Microgrid Designs- First Draft	$29,520
7	Renewable Energy Microgrid Designs- Second Draft	$29,519
8	Renewable Energy Microgrid Designs- Third Draft	$12,651

9	Renewable Energy Microgrid Designs-Final Draft	$12,651
GRAND TOTAL		**$261,564**

3. Additional Services

3.1. The maximum compensation includes a contingency for additional services, as required by the City. In the event the City requires additional services, Contractor shall provide a written quotation, at no cost to the City, for the type of service(s) requested, and the estimated cost.

3.2. Contractor shall not perform any additional services without receiving written approval from the City.

3.3. City shall pay Consultant for completed additional services at the hourly rates listed in Table B2- Hourly Rates below.

3.4. The total compensation paid to Contractor for additional services shall not exceed $200,000.

Table B2 – Hourly Rates

Position	Hourly Rate
Project Manager/Principal in Charge	$260/Hour
Lead Electrical Engineer	$255/Hour
Energy Storage Lead	$250/Hour
Microgrid Solution Architect	$218/Hour
Electrical Engineer	$155/Hour
Project Controls	$91/Hour

4. Invoicing

4.1. Contractor shall submit an invoice to the City upon successful completion of each milestone listed in Table B1 above. Each invoice shall include a description of the task(s) performed as well as the price for each task.

4.1.1. Contractor may submit monthly invoices for milestone tasks that are scheduled to take longer than one month.

4.1.2. Monthly invoices shall include a description of the task(s) performed, and percentage of the work completed.

4.2. Additional Services

4.2.1. Contractor shall submit invoices for completed additional services in accordance with Section 4.1 above.

4.3. If the City disputes an expense in an invoice, the City may deduct the disputed expense from the payment of that invoice, provided that the City submits to the Contractor a written explanation of why the expense is being disputed.

4.4. For tasks that are subject to California Labor Code section 1720 et seq, Contractor will be required to submit their certified payroll using LCP Tracker, the City's certified payroll tracking system in advance of City's approval of invoice for payment.

4.5. Payment to Contractor

4.7.1. The City shall review the invoice submitted by Contractor and shall notify Contractor of any discrepancies or deficiencies in said invoice.

4.7.2. If there are no discrepancies or deficiencies in the submitted invoice, and Contractor has submitted all required Certified Payroll (where applicable), City shall process the invoice for payment.

5. Reimbursable Expenses

5.1. City-requested Expenses. Outside services such as, but not limited to, outside reprographic services, materials, and equipment, will be invoiced at cost.

5.2. Travel and Per Diem:

5.2.1. Unless approved in writing (e-mail acceptable) in advance, meals, lodging, and related Per Diem shall not exceed the rates outlined by United States General Services Administration (GSA):

https://www.gsa.gov/travel-resources

5.2.2. Mileage. Personal automobile travel from portal to portal or between locations will be charged at IRS mileage rates per mile in place at the time of travel.

5.2.3. Airfare or Rental Car, if required, shall be at economy class.

5.2.4. Travel Expenses. All travel expenses such as, but not limited to, airfare, car rental, taxi, lodging, parking, tolls, meals and incidental expenses will be invoiced at cost, with receipts provided for any expenses.

AGREEMENT FOR SERVICES
BETWEEN THE
CITY OF SANTA CLARA, CALIFORNIA,
AND
AECOM TECHNICAL SERVICES, INC.

EXHIBIT C
INSURANCE REQUIREMENTS

Without limiting the Contractor's indemnification of the City, and prior to commencing any of the Services required under this Agreement, the Contractor shall provide and maintain in full force and effect during the period of performance of the Agreement and for twenty-four (24) months following acceptance by the City, at its sole cost and expense, the following insurance policies from insurance companies authorized to do business in the State of California. These policies shall be primary insurance as to the City of Santa Clara so that any other coverage held by the City shall not contribute to any loss under Contractor's insurance. The minimum coverages, provisions and endorsements are as follows:

A. COMMERCIAL GENERAL LIABILITY INSURANCE

1. Commercial General Liability Insurance policy which provides coverage at least as broad as Insurance Services Office form CG 00 01. Policy limits are subject to review, but shall in no event be less than, the following:

   $1,000,000 Each Occurrence
   $2,000,000 General Aggregate
   $2,000,000 Products/Completed Operations Aggregate
   $1,000,000 Personal Injury

2. Exact structure and layering of the coverage shall be left to the discretion of Contractor; however, any excess or umbrella policies used to meet the required limits shall be at least as broad as the underlying coverage and shall otherwise follow form.

3. The following provisions shall apply to the Commercial Liability policy as well as any umbrella policy maintained by the Contractor to comply with the insurance requirements of this Agreement:

   a. Coverage shall be on a "pay on behalf" basis with defense costs payable in addition to policy limits;

   b. There shall be no cross-liability exclusion which precludes coverage for claims or suits by one insured against another; and

c. Coverage shall apply separately to each insured against whom a claim is made or a suit is brought, except with respect to the limits of liability.

B. BUSINESS AUTOMOBILE LIABILITY INSURANCE

Business automobile liability insurance policy which provides coverage at least as broad as ISO form CA 00 01 with policy limits a minimum limit of not less than one million dollars ($1,000,000) each accident using, or providing coverage at least as broad as, Insurance Services Office form CA 00 01. Liability coverage shall apply to all owned (if any), non-owned and hired autos.

In the event that the Work being performed under this Agreement involves transporting of hazardous or regulated substances, hazardous or regulated wastes and/or hazardous or regulated materials, Contractor and/or its subcontractors involved in such activities shall provide coverage with a limit of one million dollars ($1,000,000) per accident covering transportation of such materials by the addition to the Business Auto Coverage Policy of Environmental Impairment Endorsement MCS90 or Insurance Services Office endorsement form CA 99 48, which amends the pollution exclusion in the standard Business Automobile Policy to cover pollutants that are in or upon, being transported or towed by, being loaded onto, or being unloaded from a covered auto.

C. WORKERS' COMPENSATION

1. Workers' Compensation Insurance Policy as required by statute and employer's liability with limits of at least one million dollars ($1,000,000) policy limit Bodily Injury by disease, one million dollars ($1,000,000) each accident/Bodily Injury and one million dollars ($1,000,000) each employee Bodily Injury by disease.

2. The indemnification and hold harmless obligations of Contractor included in this Agreement shall not be limited in any way by any limitation on the amount or type of damage, compensation or benefit payable by or for Contractor or any subcontractor under any Workers' Compensation Act(s), Disability Benefits Act(s) or other employee benefits act(s).

3. This policy must include a Waiver of Subrogation in favor of the City of Santa Clara, its City Council, commissions, officers, employees, volunteers and agents.

D. PROFESSIONAL LIABILITY

Professional Liability or Errors and Omissions Insurance as appropriate shall be written on a policy form coverage specifically designed to protect against negligent acts, errors or omissions of the Contractor. Covered services as designated in the policy must specifically include work performed under this

agreement. Coverage shall be in an amount of not less than one million dollars ($1,000,000) per claim or two million dollars ($2,000,000) aggregate. Any coverage containing a deductible or self-retention must first be approved in writing by the City Attorney's Office.

E. COMPLIANCE WITH REQUIREMENTS

All of the following clauses and/or endorsements, or similar provisions, must be part of each commercial general liability policy, and each umbrella or excess policy.

1. Additional Insureds. City of Santa Clara, its City Council, commissions, officers, employees, volunteers and agents are hereby added as additional insureds in respect to liability arising out of Contractor's work for City, using Insurance Services Office (ISO) Endorsement CG 20 10 11 85, or the combination of CG 20 10 03 97 and CG 20 37 10 01, or its equivalent.

2. Primary and non-contributing. Each insurance policy provided by Contractor shall contain language or be endorsed to contain wording making it primary insurance as respects to, and not requiring contribution from, any other insurance which the indemnities may possess, including any self-insurance or self-insured retention they may have. Any other insurance indemnities may possess shall be considered excess insurance only and shall not be called upon to contribute with Contractor's insurance.

3. Cancellation.

   a. Each insurance policy shall contain language or be endorsed to reflect that no cancellation or modification of the coverage provided due to non-payment of premiums shall be effective until written notice has been given to City at least ten (10) days prior to the effective date of such modification or cancellation. In the event of non-renewal, written notice shall be given at least ten (10) days prior to the effective date of non-renewal.

   b. Each insurance policy shall contain language or be endorsed to reflect that no cancellation or modification of the coverage provided for any cause save and except non-payment of premiums shall be effective until written notice has been given to City at least thirty (30) days prior to the effective date of such modification or cancellation. In the event of non-renewal, written notice shall be given at least thirty (30) days prior to the effective date of non-renewal.

4. Other Endorsements. Other endorsements may be required for policies other than the commercial general liability policy if specified in the

description of required insurance set forth in Sections A through E of this Exhibit C, above.

F. ADDITIONAL INSURANCE RELATED PROVISIONS

Contractor and City agree as follows:

1. Contractor agrees to ensure that subcontractors, and any other party involved with the Services, who is brought onto or involved in the performance of the Services by Contractor, provide the same minimum insurance coverage required of Contractor, except as with respect to limits. Contractor agrees to monitor and review all such coverage and assumes all responsibility for ensuring that such coverage is provided in conformity with the requirements of this Agreement. Contractor agrees that upon request by City, all agreements with, and insurance compliance documents provided by, such subcontractors and others engaged in the project will be submitted to City for review.

2. Contractor agrees to be responsible for ensuring that no contract used by any party involved in any way with the project reserves the right to charge City or Contractor for the cost of additional insurance coverage required by this Agreement. Any such provisions are to be deleted with reference to City. It is not the intent of City to reimburse any third party for the cost of complying with these requirements. There shall be no recourse against City for payment of premiums or other amounts with respect thereto.

3. The City reserves the right to withhold payments from the Contractor in the event of material noncompliance with the insurance requirements set forth in this Agreement.

G. EVIDENCE OF COVERAGE

Prior to commencement of any Services under this Agreement, Contractor, and each and every subcontractor (of every tier) shall, at its sole cost and expense, provide and maintain not less than the minimum insurance coverage with the endorsements and deductibles indicated in this Agreement. Such insurance coverage shall be maintained with insurers, and under forms of policies, satisfactory to City and as described in this Agreement. Contractor shall file with the City all certificates and endorsements for the required insurance policies for City's approval as to adequacy of the insurance protection.

H. EVIDENCE OF COMPLIANCE

Contractor or its insurance broker shall provide the required proof of insurance compliance, consisting of Insurance Services Office (ISO) endorsement forms or their equivalent and the ACORD form 25-S certificate of insurance (or its

equivalent), evidencing all required coverage shall be delivered to City, or its representative as set forth below, at or prior to execution of this Agreement. Upon City's request, Contractor shall submit to City copies of the actual insurance policies or renewals or replacements. Unless otherwise required by the terms of this Agreement, all certificates, endorsements, coverage verifications and other items required to be delivered to City pursuant to this Agreement shall be mailed to:

EBIX Inc.
City of Santa Clara
P.O. Box 100085 – S2 or 1 Ebix Way
Duluth, GA 30096 John's Creek, GA 30097

Telephone number: 951-766-2280
Fax number: 770-325-0409
Email address: ctsantaclara@ebix.com

I. QUALIFYING INSURERS

All of the insurance companies providing insurance for Contractor shall have, and provide written proof of, an A. M. Best rating of at least A minus 6 (A- VI) or shall be an insurance company of equal financial stability that is approved by the City or its insurance compliance representatives.

AGREEMENT FOR SERVICES
BETWEEN THE
CITY OF SANTA CLARA, CALIFORNIA,
AND
AECOM TECHNICAL SERVICES, INC.

EXHIBIT D
NOTICE OF EXERCISE OF OPTION TO EXTEND AGREEMENT

AGREEMENT TITLE:	
CONTRACTOR:	
DATE:	

(*Date the notice is sent must be consistent with the time for exercise set forth in Agreement*)

Pursuant to Section 2B of the Agreement referenced above, the City of Santa Clara hereby exercises its option to extend the term under the following provisions:

OPTION NO.	# of #

NEW OPTION TERM

Begin date:	
End date:	

☐ **CHANGES IN RATE OF COMPENSATION**

Percentage change in CPI upon which adjustment is based:	

Pursuant to Section ___ of the Agreement the rates of compensation are hereby adjusted as follows:
(use attachment if necessary)

MAXIMUM COMPENSATION for New Option Term:	

For the option term exercised by this Notice, City shall pay Contractor an amount not to exceed the amount set forth above for Contractor's services and reimbursable expenses, if any. The undersigned signing on behalf of the City of Santa Clara hereby certifies that an unexpended appropriation is available for the term exercised by this Notice, and that funds are available as of the date of this signature.

Dated:

Approved as to Form:

BRIAN DOYLE
City Attorney

DEANNA J. SANTANA
City Manager
1500 Warburton Avenue
Santa Clara, CA 95050
Telephone: (408) 615-2210
Fax: (408) 241-6771

AGREEMENT FOR SERVICES
BETWEEN THE
CITY OF SANTA CLARA, CALIFORNIA,
AND
AECOM TECHNICAL SERVICES, INC.

EXHIBIT E – WORK AUTHORIZATION FORM

This Work Authorization Form is issued by the City of Santa Clara acting by and through its **Electric Utility, Silicon Valley Power** (the "Department") to the contractor listed below. This Work Authorization Form shall constitute a binding legal contract between the Department and Contractor pursuant to the terms of the Agreement referenced in this Authorization. All services shall be using the terms and rates included in the Agreement. In the event of any inconsistency between this Work Order and the Terms and Conditions of the Agreement, the Terms and Conditions of the Agreement shall govern and control.

PART A: GENERAL INFORMATION

Work Order No.:		☐ Original ☐ First Revised ☐ Second Revised ☐ Other_____
Contract No.		
Contractor Name/Address:		
Agreement Name:		
Expiration Date of Agreement:		
Contractor's Project Manager:	Name:	Email:
City's Project Manager	Name:	Email:
Period of Performance for this Work Order:	Start Date:	Expected Completion Date:
Maximum Work Order Compensation:		
Previously Committed Contingency Funds		
Available Contingency Funds		
Sufficient funds are available in Fund #: (to be completed by City)		
Contractor Name [Print]:		
Contractor Signature		Date
City Project Manager (Print):		
City Project Manager Signature		Date
Authorized City Representative Name [Print]*:		
Authorized City Representative Signature		Date

** Authorized City Representatives include Electric Utility Assistant Director, Chief Electric Utility Operating Officer, Chief Electric Utility Officer*

PART B: SERVICES TO BE PERFORMED

1. REVISED WORK ORDER

☐ No

☐ If yes, provide a brief description of the change(s).

2. SCOPE OF WORK TO BE PERFORMED

The Contractor shall perform the service(s) described below in accordance with all of the Terms and Conditions of the Agreement. (Insert a detailed scope of work below or attach as a separate file.)

3. COMPENSATION

a. Basis of Compensation: ☐ Time & Materials ☐ Fixed Fee

b. Reimbursable Expenses:

☐ No expenses are reimbursable.

☐ Expenses are separately reimbursable in the maximum amount of:

c. **Payment Schedule:**
☐ Monthly ☐ Completion of Deliverable/Milestone ☐ Completion of Work

d. **Payment Terms.** Provide payment terms below or attach as a separate file.

AGREEMENT FOR SERVICES
BETWEEN THE
CITY OF SANTA CLARA, CALIFORNIA,
AND
AECOM TECHNICAL SERVICES, INC.
EXHIBIT F - LABOR COMPLIANCE ADDENDUM

Agreement Name:	
CONTRACTOR (Supplier) Name and Address	

This Agreement is subject to the requirements of California Labor Code section 1720 et seq. requiring the payment of prevailing wages, the training of apprentices, and compliance with other applicable requirements.

A. PREVAILING WAGE REQUIREMENTS

1. Contractor shall be obligated to pay not less than the General Prevailing Wage Rate, which can be found at www.dir.ca.gov, which shall be available to any interested party upon request. Contractor is also required to have a copy of the applicable wage determination posted and/or available at each job site.

2. Specifically, contractors are reminded of the need for compliance with Labor Code Section 1774-1775 (the payment of prevailing wages and documentation of such), Section 1776 (the keeping and submission of accurate certified payrolls) and 1777.5 in the employment of apprentices on public works projects. Further, overtime must be paid for work in excess of 8 hours per day or 40 hours per week pursuant to Labor Code Section 1811-1813.

3. Special prevailing wage rates generally apply to work performed on weekends, holidays and for certain shift work. Depending on the location of the project and the amount of travel incurred by workers on the project, certain travel and subsistence payments may also be required. Contractors and subcontractors are on notice that information about such special rates, holidays, premium pay, shift work and travel and subsistence requirements can be found at www.dir.ca.gov.

4. Only bona fide apprentices actively enrolled in a California Division of Apprenticeship Standards approved program may be employed on the

project as an apprentice and receive the applicable apprenticeship prevailing wage rates. Apprentices who are not properly supervised and employed in the appropriate ratio shall be paid the full journeyman wages for the classification of work performed.

5. As a condition to receiving progress payments, final payment and payment of retention on any and all projects on which the payment of prevailing wages is required, Contractor agrees to present to City, along with its request for payment, all applicable and necessary certified payrolls (for itself and all applicable subcontractors) for the time period covering such payment request. The term "certified payroll" shall include all required documentation to comply with the mandates set forth in Labor Code Section 1720 et seq, as well as any additional documentation requested by the City or its designee including, but not limited to: certified payroll, fringe benefit statements and backup documentation such as monthly benefit statements, employee timecards, copies of wage statements and cancelled checks, proof of training contributions (CAC2 if applicable), and apprenticeship forms such as DAS-140 and DAS-142.

6. In addition to submitting the certified payrolls and related documentation to City, Contractor and all subcontractors shall be required to submit certified payroll records and related documents electronically to the California Department of Industrial Relations. Failure to submit payrolls to the DIR when mandated by the project parameters shall also result in the withholding of progress, retention and/or final payment.

7. No contractor or subcontractor may be listed on a bid proposal for a public works project unless registered with the Department of Industrial Relations pursuant to Labor Code section 1725.5 [with limited exceptions from this requirement for bid purposes only under Labor Code section 1771.1(a)].

8. No contractor or subcontractor may be awarded a contract for public work on a public works project, unless registered with the Department of Industrial Relations pursuant to Labor Code section 1725.5. Contractors MUST be a registered "public works contractor" with the DIR AT THE TIME OF BID. Where the prime contract is less than $15,000 for maintenance work or less than $25,000 for construction alternation, demolition or repair work, registration is not required.

9. All contractors/subcontractors and related construction services subject to prevailing wage, including but not limited to: trucking, surveying and inspection work must be registered with the Department of Industrial Relations as a "public works contractor". Those who fail to register and maintain their status as a public works contractor shall not be permitted to perform work on the project.

10. Should any contractor or subcontractors not be a registered public works contractor and perform work on the project, Contractor agrees to fully indemnify the City for any fines assessed by the California Department of Industrial Relations against the City for such violation, including all staff costs and attorney's fee relating to such fine.

11. This project is subject to compliance monitoring and enforcement by the Department of Industrial Relations.

B. AUDIT RIGHTS

All records or documents required to be kept pursuant to this Agreement to verify compliance with this Addendum shall be made available for audit at no cost to City, at any time during regular business hours, upon written request by the City Attorney, City Auditor, City Manager, or a designated representative of any of these officers. Copies of such records or documents shall be provided to City for audit at City Hall when it is practical to do so. Otherwise, unless an alternative is mutually agreed upon, the records or documents shall be made available at Contractor's address indicated for receipt of notices in this Agreement.

C. ENFORCEMENT

1. City shall withhold any portion of a payment; including the entire payment amount, until certified payroll forms and related documentation are properly submitted, reviewed and found to be in full compliance. In the event that certified payroll forms do not comply with the requirements of Labor Code Section 1720 et seq., City may continue to hold sufficient funds to cover estimated wages and penalties under the Agreement.

2. Based on State funding sources, this project may be subject to special labor compliance requirements of Proposition 84.

3. The City is not obligated to make any payment due to Contractor until Contractor has performed all of its obligations under these provisions. This provision means that City can withhold all or part of a payment to Contractor until all required documentation is submitted. Any payment by the City despite Contractor's failure to fully perform its obligations under these provisions shall not be deemed to be a waiver of any other term or condition contained in this Agreement or a waiver of the right to withhold payment for any subsequent breach of this Addendum.

City or the California Department of Industrial Relations may impose penalties upon contractors and subcontractors for failure to comply with prevailing wage requirements. These penalties are up to $200 per day per worker for each wage

violation identified; $100 per day per worker for failure to provide the required paperwork and documentation requested within a 10-day window; and $25 per day per worker for any overtime violation.

City	Contractor (Supplier)
By_____	By_____
Name:	Name:
Title:	Title:
Date:	Date:

AMENDMENT NO. 1
TO THE AGREEMENT FOR SERVICES
BETWEEN THE
CITY OF SANTA CLARA, CALIFORNIA,
AND
AECOM TECHNICAL SERVICES, INC.

PREAMBLE

This agreement ("Amendment No. 1") is entered into between the City of Santa Clara, California, a chartered California municipal corporation (City) and AECOM Technical Services, Inc., a California corporation, (Contractor). City and Contractor may be referred to individually as a "Party" or collectively as the "Parties" or the "Parties to this Agreement."

RECITALS

A. The Parties previously entered into an agreement entitled "Agreement for Services by and Between the City of Santa Clara, California, and AECOM Technical Services, Inc.," dated June 3, 2021 (Agreement); and

B. The Parties entered into the Agreement for the purpose of having Contractor provide renewable energy microgrid feasibility study and design services, and the Parties now wish to amend the Agreement to extend the term of the agreement until April 30, 2024.

NOW, THEREFORE, the Parties agree as follows:

AMENDMENT TERMS AND CONDITIONS

1. Section 2 of the Agreement, entitled "TERM OF AGREEMENT" is amended to read as follows:

   A. Unless otherwise set forth in this Agreement or unless this paragraph is subsequently modified by a written amendment to this Agreement, the term of this Agreement shall begin on May 1, 2021 and expire on April 30, 2024.

   B. After the Initial Term, the City reserves the right, at its sole discretion, to extend the term of the Agreement for up to one (1) year through April 30, 2025.

2. Except as set forth herein, all other terms and conditions of the Agreement shall remain in full force and effect. In case of a conflict in the terms of the Agreement and this Amendment No. 1, the provisions of this Amendment No. 1 shall control.

The Parties acknowledge and accept the terms and conditions of this Amendment No. 1 as evidenced by the following signatures of their duly authorized representatives.

CITY OF SANTA CLARA, CALIFORNIA
a chartered California municipal corporation

Approved as to Form:

Office of the City Attorney
City of Santa Clara

Dated: 2/13/2023

Office of the City Manager
City of Santa Clara
1500 Warburton Avenue
Santa Clara, CA 95050
Telephone: (408) 615-2210
Fax: (408) 241-6771

"CITY"

AECOM TECHNICAL SERVICES, INC.
a California corporation

Dated: February 7, 2023

By (Signature):
Name: Robert K. Turley
Title: Vice President
Principal Place of Business Address: 4 N. Second Street, Suite 675
San Jose, CA 95113
Email Address: Bob.turley@aecom.com
Telephone: (408) 297-9585

"CONTRACTOR"

AMENDMENT NO. 2
TO THE AGREEMENT FOR SERVICES
BETWEEN THE
CITY OF SANTA CLARA, CALIFORNIA,
AND
AECOM TECHNICAL SERVICES, INC.

PREAMBLE

This agreement ("Amendment No. 2") is entered into between the City of Santa Clara, California, a chartered California municipal corporation (City) and AECOM Technical Services, Inc., a California corporation, (Contractor). City and Contractor may be referred to individually as a "Party" or collectively as the "Parties."

RECITALS

A. The Parties previously entered into an agreement entitled "Agreement for Services by and Between the City of Santa Clara, California, and AECOM Technical Services, Inc." dated June 3, 2021 (Agreement) for the purpose of having Contractor provide renewable energy microgrid feasibility study and design services; and

B. The Agreement was previously amended by Amendment No. 1, dated February 13, 2023, to extend the term until April 30, 2024. The Agreement and all previous amendments are collectively referred to herein as the "Agreement as Amended"; and

C. The Parties now wish to amend the Agreement as Amended to extend the term until April 30, 2025.

NOW, THEREFORE, the Parties agree as follows:

AMENDMENT TERMS AND CONDITIONS

1. Section 2 of the Agreement, entitled "TERM OF AGREEMENT" is deleted in its entirety and replaced with the following:

   "Unless otherwise set forth in this Agreement or unless this paragraph is subsequently modified by a written amendment to this Agreement, the term of this Agreement shall begin on May 1, 2021, and expire on April 30, 2025."

2. Except as set forth herein, all other terms and conditions of the Agreement as Amended shall remain in full force and effect. In case of a conflict in the terms of the Agreement as Amended and this Amendment No. 2, the provisions of this Amendment No. 2 shall control.

The Parties acknowledge and accept the terms and conditions of this Amendment No. 2 as evidenced by the following signatures of their duly authorized representatives.

CITY OF SANTA CLARA, CALIFORNIA
a chartered California municipal corporation

Approved as to Form:

Daniel Ballin
Daniel Ballin (Jan 17, 2024 18:00 PST)

GLEN R. GOOGINS
City Attorney

Dated: 1/22/24

JŌVAN D. GROGAN
City Manager
City of Santa Clara
1500 Warburton Avenue
Santa Clara, CA 95050
Telephone: (408) 615-2210
Fax: (408) 241-6771

"CITY"

AECOM TECHNICAL SERVICES, INC.
a California corporation

Dated: January 16, 2024
By (Signature):
Name: Robert K. Turley
Title: Vice President
Principal Place of Business Address: 4 N. Second Street, Suite 675
San Jose, CA 95113
Email Address: Bob.turley@aecom.com
Telephone: (408) 297-9585

"CONTRACTOR"

25-139 Agenda Date: 4/8/2025

REPORT TO COUNCIL

SUBJECT
Action on Authorizing the City Manager to Negotiate and Execute Amendments to the Agreement with N. Harris Computer Corporation for the NorthStar CIS Utility Billing System

COUNCIL PILLAR
Deliver and Enhance High Quality Efficient Services and Infrastructure

BACKGROUND
The City of Santa Clara (City) originally selected N. Harris Computer Corporation (Harris) in 1998 through a competitive solicitation process and entered into an agreement for the NorthStar Customer Information System (NorthStar CIS). This integrated system serves as the backbone of the City's utility billing system and supports various utility-related services. Key examples include the (i) mCare Legacy module for service requests and meter reading data and the (ii) CustomerConnect module, a public-facing portal for account access and bill payment.

In 2017, the City Council authorized the City Manager to execute a new agreement with Harris (2017 Agreement) to upgrade NorthStar CIS from version 6.3 to version 6.4, with a maximum compensation of $276,648.

On November 10, 2020 (RTC# 20-714), the City Council authorized the City Manager to (i) execute Amendment No. 1 to extend the term of the 2017 Agreement through December 31, 2023, with no change to the maximum compensation and (ii) negotiate and execute future amendments for additional work related to the transition of the customer payment system from NorthStar CIS to the City's Smart Energy Water (SEW) platform for compliance with Payment Card Industry Data Security Standard (PCI DSS). The PCI DSS is a set of security requirements designed to protect cardholder data and reduce payment card fraud, applicable to any entity that stores, processes, or transmits cardholder data.

On December 16, 2020, the City executed Amendment No. 2 to increase compensation by $189,551 for a revised maximum compensation not to exceed $466,199 for the work related to the SEW project, as authorized under RTC# 20-714.

On January 2, 2024, the City executed Amendment No. 3 to the 2017 Agreement to extend the term through December 31, 2025 to accommodate additional time needed to complete the SEW project, as authorized under RTC# 20-714.

On March 19, 2024 (RTC# 24-168), City Council authorized the City Manager to negotiate and execute Amendment No. 4 to modify the scope of services to include work needed to ensure ongoing compatibility between the NorthStar CIS and Silicon Valley Power's updated meter data management

system. Additionally, the City Council granted the City Manager authority to increase the maximum compensation of the agreement by $70,857 to a revised not-to-exceed amount of $537,056 in support of this additional work.

The purpose of this report is to request City Council authorization for additional services required for the NorthStar CIS system.

DISCUSSION

Since the execution of the 2017 Agreement with Harris, the system has undergone various updates and modifications to maintain compliance with industry standards and ensure seamless operations with evolving City technologies and needs, as discussed above. Currently, two new work efforts have been identified.

NorthStar CIS Upgrade

The version of Northstar CIS currently in use is outdated and no longer supported by Harris. To improve performance, security, and compliance and to, the City staff desires to upgrade the NorthStar CIS to the latest version. This upgrade will improve prove performance and security, and it will also ensure the City benefits from new and updated features including updating the outdated 2012 Microsoft infrastructure and software with the latest releases (currently Microsoft Windows 2022 and Microsoft SQL Server 2022).

The project scope includes four weeks of user acceptance testing, 45 days of post go-live support, and training. The total cost for this upgrade is $112,174.

mCare Legacy Replacement

The mCare application, a component of the NorthStar CIS system used for customer service functions, is at end-of-life. Harris has recommended replacing it with ServiceLink, which is Harris' new product that is fully compatible with the NorthStar CIS system. This cloud-hosted solution offers significant advantages over mCare's on-premise infrastructure, including improved mobility, scalability, and increased efficiency through customized modules for electric, trash, water and sewer services. ServiceLink also provides expanded user licensing, allowing the City to scale as needed.

To facilitate this transition, staff is requesting City Council authorization to negotiate and execute a future amendment to implement ServiceLink for an additional not-to-exceed amount of $100,000. This request is in accordance with the Santa Clara City Code (City Code). Specifically, Section 2.105.280(b)(2) of the City Code permits procurement exemptions from the City Code's competitive requirements when required to ensure operation or function to match other products with respect to the repair, expansion or completion of a system, existing structure or program currently in use by the City.

Continuing with Harris for this critical utility billing system component will ensure continued seamless integration and functionality. Implementation of ServiceLink will begin after the completion of the NorthStar upgrade, which is a prerequisite.

The annual recurring maintenance fee for ServiceLink will be $54,375, an increase of $39,825.41 from mCare's current annual maintenance cost of $14,549.59 annually. This recurring fee will be

added to the existing software license/subscription agreement, already authorized under RTC 20-714.

ENVIRONMENTAL REVIEW

The action being considered does not constitute a “project” within the meaning of a California Environmental Quality Act (“CEQA”) pursuant to pursuant to section 15061(b)(3) of Title 14 of the California Code of Regulations in that it can be seen with certainty that there is no possibility that these upgrades and modifications may have a significant effect on the environment .

FISCAL IMPACT

The proposed Amendment No. 5 adds $112,174 to support the NorthStar CIS server migration and upgrade project with funding available through the Utility Management Information System (UMIS) Enhancements Project in the General Government Capital Fund (Project 6103).

Future amendments to support the mCare replacement are estimated to add $100,000 in implementation costs, funded by the Utility Management Information System (UMIS) Enhancements project. To ensure a smooth transition and maintain compliance, a 10% contingency amount of $21,217 is recommended, bringing the revised not-to-exceed amount to $770,447. This contingency accounts for additional work that may arise during implementation, such as at least two data refresh cycles, unforeseen integration issues with existing systems, configuration refinements to align with operational needs, and potential adjustments based on user acceptance testing feedback. Given the complexity of migrating to ServiceLink, this buffer provides a safeguard against unexpected challenges, ensuring that the system meets operational and compliance requirements effectively.

An estimated increase of $39,825 in annual subscription fees for ServiceLink for a total of $54,375 in annual subscription fees is anticipated for the Utility Billing Budget and will be incorporated into the budget as part the budget process.

COORDINATION

This report has been coordinated with the Information Technology Department and City Attorney’s Office.

PUBLIC CONTACT

Public contact was made by posting the Council agenda on the City’s official-notice bulletin board outside City Hall Council Chambers. A complete agenda packet is available on the City’s website and in the City Clerk’s Office at least 72 hours prior to a Regular Meeting and 24 hours prior to a Special Meeting. A hard copy of any agenda report may be requested by contacting the City Clerk’s Office at (408) 615-2220, email clerk@santaclaraca.gov or at the public information desk at any City of Santa Clara public library.

RECOMMENDATION

1. Authorize the City Manager or designee to negotiate and execute amendments to the agreement with N. Harris Computer Corporation (Agreement) for the NorthStar Customer Information System (NorthStar CIS) Utility Billing System to implement the NorthStar server migration and upgrade and replace mCare with ServiceLink, and to increase the maximum compensation by $212,174, plus a 10% contingency amount of $21,217 for a revised not-to-exceed amount of $770,447, subject to the appropriation of funds and review and approval as to form by the City Attorney; and
2. Authorize the City Manager or designee to take any actions necessary to implement and

administer the Agreement and execute future amendment(s) to (1) add or delete services, (2) adjust future rates based on market conditions, (3) make de minimis revisions, and (4) extend the term as needed to complete the projects, subject to review and approval as to form by the City Attorney.

Reviewed by: Kenn Lee, Director of Finance
Approved by: Jovan D. Grogan, City Manager

ATTACHMENTS
1. Amendment No. 4
2. Amendment No. 3
3. Amendment No. 2
4. Amendment No. 1
5. 2017 Harris Agreement

AMENDMENT NO. 4
TO THE AGREEMENT FOR THE PERFORMANCE OF SERVICES
BETWEEN THE
CITY OF SANTA CLARA, CALIFORNIA,
AND
N. HARRIS COMPUTER CORPORATION

PREAMBLE

This agreement ("Amendment No. 4") is entered into between the City of Santa Clara, California, a chartered California municipal corporation (City) and N. Harris Computer Corporation, a Canadian corporation (Contractor). City and Contractor may be referred to individually as a "Party" or collectively as the "Parties."

RECITALS

A. The Parties previously entered into an agreement, entitled "Agreement for the Performance of Services by and between the City of Santa Clara, California, and Northstar Utilities Solutions", dated December 7, 2017 (Agreement) for the purpose of having Contractor provide professional services and software related to the Northstar Customer Information System;

B. The Agreement was previously amended by Amendment No. 1, dated December 1, 2020, Amendment No. 2, dated December 16, 2020, and Amendment No. 3, dated January 1, 2024. The Agreement and all previous amendments are collectively referred to herein as the "Agreement as Amended"; and

C. The Parties now wish to amend the Agreement as Amended to increase the maximum compensation for additional work related to the integration of the utility billing system with Siemens Energy IP to facilitate Advanced Metering Infrastructure (AMI).

NOW, THEREFORE, the Parties agree as follows:

AMENDMENT TERMS AND CONDITIONS

1. First Revised Exhibit A of the Agreement as Amended, entitled "Scope of Services," is hereby replaced with Second Revised Exhibit A, attached hereto and incorporated into the Agreement as Amended.
2. First Revised Exhibit B of the Agreement as Amended, entitled "Fee Schedule", is hereby deleted in its entirety and replaced with Second Revised Exhibit B, attached hereto and incorporated into the Agreement as Amended.
3. The Agreement as Amended is hereby amended by adding Exhibit E, entitled "Task Order Form," attached hereto and incorporated into the Agreement as Amended.
4. Except as set forth herein, all other terms and conditions of the Agreement as Amended shall remain in full force and effect. In case of a conflict in the terms of the Agreement as Amended and this Amendment No. 4, the provisions of this Amendment No. 4 shall control.

The Parties acknowledge and accept the terms and conditions of this Amendment No. 4 as evidenced by the following signatures of their duly authorized representatives.

CITY OF SANTA CLARA, CALIFORNIA
a chartered California municipal corporation

Approved as to Form:

GLEN R. GOOGINS
City Attorney

Dated: 5/1/24

JOVAN D. GROGAN
City Manager
City of Santa Clara
1500 Warburton Avenue
Santa Clara, CA 95050
Telephone: (408) 615-2210
Fax: (408) 241-6771

"CITY"

N. HARRIS COMPUTER CORPORATION
a Canadian corporation

Dated: 03.15.2024
By (Signature): Jerry Rahon
Name: Jerry Rahon
Title: VP, Sales & Marketing
Principal Place of Business Address: (to be filled in by City staff)
Email Address: jrahon@harriscomputer.com
Telephone: ( ) 714-335-9700

SECOND REVISED EXHIBIT A
SCOPE OF SERVICES

The Services to be performed for the City by the Contractor under this Agreement are more fully described in the Statements of Work referenced below. These statements of work are hereby incorporated into this Second Revised Exhibit A.

1. "Statement of Work, City of Santa Clara, Northstar Version 6.4 Upgrade" dated August 17, 2017, version 2.1, attached and incorporated into the Agreement executed on December 7, 2017;
2. "Statement of Work, City of Sant Clara, Core Automation Suite Subscription" dated August 17, 2017, version 2.1, attached and incorporated into the Agreement executed on December 7, 2017;
3. "Statement of Work: City of Santa Clara, Smart Energy Water Integration" dated July 13, 2020, version 1.5, attached and incorporated into Amendment No. 2; and
4. "Statement of Work: Discovery Engagement to Discuss and Redesign the Energy IP (EIP) Integration" dated March 1, 2024, attached and incorporated into this Amendment No. 4.

STATEMENT OF WORK:
DISCOVERY ENGAGEMENT TO DISCUSS AND REDESIGN THE ENERGY IP (EIP) INTEGRATION

Date: March 1, 2024
Customer: City of Santa Clara
Attention: Tim Lynch

Support Call: 2078639
Department: NS-PS
Fixed Price: $10,857

Services Description: **City of Santa Clara ("Santa Clara") has requested a Discovery engagement to discuss and redesign the Energy IP ("EIP") integration. The objective of the discovery will be to identify and evaluate the business and technical parameters that are necessary to achieve the integration of EIP with the Customer Information System (CIS) including planned upgrades to the CIS.**

The purpose of the discovery will be to engage in meaningful conversation, deliberation and discussion that will help guide a path forward to set technical and business parameters which will be developed and documented.

This engagement will include but not be limited to:

- Reviewing the business requirements, exploration on the optional methods available to Santa Clara to move forward with post discovery, discussion on the possible pros and cons of different methods and document what possible technical paradigms that may exist, costs and timelines for the potential options.
- Defining the business rules for processing information coming from Santa Clara's EIP system
- Defining the interaction points between Santa Clara's EIP system and the CIS
- Defining the communication interface between Santa Clara's EIP system and the CIS
- This Discovery engagement will involve remote meetings with a NorthStar Project Manager and Solution Architect and involve power users and/or managers from Santa Clara.

Scope of Work:

- Participate in technical meetings with Santa Clara, and EIP team to understand technical requirements and explore possible options to meet integration requirements
- Review current Java Message Service (JMS) based integration to meet new requirements
- Discuss and confirm an approach method for migrating the current integration
- Review current integration to understand effort to make necessary changes to support the decided approach
- **Deliverable: Present EIP integration design recommendation and level of effort to Santa Clara for costing and signoff.**

- Consultant shall provide schedule, and status updates on Services performed during the Term.

Assumptions:

- Santa Clara will ensure the appropriate staff is available to work with NorthStar resources remotely. It is expected that the individuals identified will have experience in the day-to-day operations and will work closely with the consultants to resolve issues, requests or questions as required and will be actively engaged in the discovery process.

- Quote is based on a standard 8-hour workday. If there are any changes to the hours required, scope or our understanding of the scope, the price is subject to change.

- Additional follow up or support for remote activities once site visit is complete will be submitted for approval pursuant to the terms under Additional Services in this Scope of Work.

- The consultants will work remotely and virtually with Santa Clara and will have ready access to appropriate personnel in the user departments and to the technical documentation associated with the systems.

Acceptance Terms:

Except as otherwise expressly set forth herein, this SOW is governed by the terms and conditions of Santa Clara and NorthStar Master Services Agreement dated August 22, 2017.

The work contained within this document is deemed completed and accepted once remote activity is completed and the Discovery document has been received by Santa Clara.

Price:

This is a fixed price quote of **$10,857** based on the scope described above. If there are material changes to the scope, the price is subject to change.

Any additional scope will be submitted for authorization pursuant to the Additional Services section below and charged at a rate of $235/hr.

Price excludes any applicable taxes.

Payment Terms:

Contractor will invoice payment milestones as follows:

- 60% on Effective Date (Deposit)
- 25% on delivery of remote Discovery Review
- 15% on delivery of Discovery Document

Invoices are due within 30 days of the receipt of invoice.
Contractor will not initiate any work until the Deposit is received.

Termination:

The City may terminate this scope of work with ten (10) days prior written notice to NorthStar. In such event, NorthStar shall have no further rights hereunder, except that NorthStar shall be paid for all Services adequately rendered prior to such termination.

Additional Services:

Any other services identified during the discovery shall be at additional cost. The City has set aside the amount of $60,000 for such additional services associated with this scope of work. For additional services associated with this project, Contractor shall submit a scope of work in substantially the same format as Exhibit E. If approved by City, additional services that do not exceed $60,000 will be authorized by a written Task Order in substantially the same format as Exhibit E. Additional services that exceed $60,000 will require an amendment to this Agreement in advance of initiating work.

SECOND REVISED EXHIBIT B
FEE SCHEDULE

1. MAXIMUM COMPENSATION

Contractor shall bill at the rates and upon the schedules set forth in the three "Statement of Work" documents attached to Second Revised Exhibit A, and such payment are expressly subject to section 34 of the Agreement, entitled "Retention."

In no event shall the amount billed to City by Contractor for services under this Agreement exceed Five Hundred Thirty-Seven Thousand and Fifty-Six Dollars ($537,056), subject to budget appropriations.

Statement of Work	**Total**
Statement of Work, City of Santa Clara, Northstar Version 6.4 Upgrade" dated August 17, 2017, version 2.1	$230,055
"Statement of Work, City of Sant Clara, Core Automation Suite Subscription" dated August 17, 2017, version 2.1.	$46,593
Statement of Work for Smart Energy Water Integration" dated July 13, 2020 version 1.5.	$189,551
Statement of Work: Discovery Engagement to Discuss and Redesign the Energy IP (EIP) Integration $10,857 Authorized by this Amendment No. 4 Up to $60,000 may be authorized using Task Order as specified in Amendment No. 4	$70,857
Maximum Compensation	**$537,056**

EXHIBIT E
TASK ORDER FORM

[TITLE]

Date:
Customer: City of Santa Clara
Attention: Tim Lynch

Support Call:
Department:
Not to Exceed Price:

Services Description:

Scope of Work:

Approach:

Assumptions:

Acceptance Terms:

Except as otherwise expressly set forth herein, this SOW is governed by the terms and conditions of Santa Clara and NorthStar Master Services Agreement dated August 22, 2017.

Price:

Payment Terms:

Payment milestones to be invoiced as follows:

Termination:

Additional Services:

AMENDMENT NO. 3
TO THE AGREEMENT FOR PERFORMANCE OF SERVICES
BETWEEN THE
CITY OF SANTA CLARA, CALIFORNIA,
AND
N. HARRIS COMPUTER CORPORATION

PREAMBLE

This amendment ("Amendment No. 3") is entered into between the City of Santa Clara, California, a chartered California municipal corporation (City) and N. Harris Computer Corporation, a Canadian corporation (Contractor). City and Contractor may be referred to individually as a "Party" or collectively as the "Parties."

RECITALS

A. The Parties previously entered into an agreement entitled "Agreement for the Performance of Services by and between the City of Santa Clara, California, and NorthStar Utilities Solutions", dated December 7, 2017 (Agreement) for the purpose of having Contractor provide professional services and software related to the NorthStar Customer Information System; and

B. The Agreement was amended by Amendment No. 1, dated December 1, 2020, and Amendment No. 2, dated December 16, 2020. The agreement as amended by all previous amendments are collectively referred to herein as the "Agreement as Amended"; and

C. The Parties now wish to amend the Agreement as Amended to extend the term to December 31, 2025.

NOW, THEREFORE, the Parties agree as follows:

AMENDMENT TERMS AND CONDITIONS

1. Section 5 of the Agreement as Amended, entitled "Term of Agreement", is amended to read as follows:

   "Unless otherwise set forth in this Agreement or unless this paragraph is subsequently modified by a written amendment to this Agreement, the term of this Agreement shall begin on the Effective Date of this Agreement and terminate on December 31, 2025."

2. Except as set forth herein, all other terms and conditions of the Agreement as Amended shall remain in full force and effect. In case of a conflict in the terms of

the Agreement as Amended and this Amendment No. 3, the provisions of this Amendment No. 3 shall control.

The Parties acknowledge and accept the terms and conditions of this Amendment No. 3 as evidenced by the following signatures of their duly authorized representatives.

CITY OF SANTA CLARA, CALIFORNIA
a chartered California municipal corporation

Approved as to Form:

Daniel Ballin Digitally signed by Daniel Ballin Date: 2023.12.19 16:27:30 -08'00'

GLEN R. GOOGINS
City Attorney

Dated: 1/2/24

JOVAN D. GROGAN
City Manager
City of Santa Clara
1500 Warburton Avenue
Santa Clara, CA 95050
Telephone: (408) 615-2210
Fax: (408) 241-6771

"CITY"

N. HARRIS COMPUTER CORPORATION
a Canadian corporation

Dated: 12/12/23
By (Signature): Jerry Rahon
Name: Jerry Rahon
Title: Vice President, Sales & Marketing
Principal Place of Business Address: 1 Antares Dr., Nepean, ON, K2E 8C4 Canada
Email Address: jrahon@harriscomputer.com
Telephone: (714) 335-9700
Fax: ( )

"CONTRACTOR"

AMENDMENT NO. 2
TO THE AGREEMENT FOR PERFORMANCE OF SERVICES
BETWEEN THE
CITY OF SANTA CLARA, CALIFORNIA,
AND
N. HARRIS COMPUTER CORPORATION

PREAMBLE

This agreement ("Amendment No. 2") is entered into between the City of Santa Clara, California, a chartered California municipal corporation (City) and N. Harris Computer Corporation, a Canadian corporation (Contractor). City and Contractor may be referred to individually as a "Party" or collectively as the "Parties" or the "Parties to this Agreement."

RECITALS

A. The Parties previously entered into an agreement entitled "Agreement for the Performance of Services by and between the City of Santa Clara, California, and NorthStar Utilities Solutions", dated December 7, 2017 (Agreement); and

B. The Agreement was previously amended by Amendment No. 1, dated December 1, 2020, and is again amended by this Amendment No. 2. The Agreement and all previous amendments are collectively referred to herein as the "Agreement as Amended"; and

C. The Parties entered into the Agreement as Amended for the purpose of having Contractor provide professional services and software related to the NorthStar Customer Information System, and the Parties now wish to amend the Agreement as Amended to increase compensation by One Hundred Eighty-Nine Thousand Five Hundred Fifty-One Dollars ($189,551) for a revised not-to-exceed amount of Four Hundred Sixty-Six Thousand One Hundred Ninety-Nine Dollars ($466,199) for additional work related to the Smart Energy Water integration.

NOW, THEREFORE, the Parties agree as follows:

AMENDMENT TERMS AND CONDITIONS

1. Exhibit A of the Agreement, entitled "Scope of Services", is hereby amended to read as shown in First Revised Exhibit A to add services designated as "Statement of Work: Smart Energy Water Integration," attached and incorporated into this Amendment No. 2.

2. Exhibit B of the Agreement, entitled "Schedule of Fees", is hereby amended to read as shown in First Revised Exhibit B.

3. Except as set forth herein, all other terms and conditions of the Agreement as Amended shall remain in full force and effect. In case of a conflict in the terms of the Agreement as Amended and this Amendment No. 2, the provisions of this Amendment No. 2 shall control.

The Parties acknowledge and accept the terms and conditions of this Amendment No. 2 as evidenced by the following signatures of their duly authorized representatives.

CITY OF SANTA CLARA, CALIFORNIA
a chartered California municipal corporation

Approved as to Form:

BRIAN DOYLE
City Attorney

Dated: 12/14/2020

DEANNA J. SANTANA
City Manager
1500 Warburton Avenue
Santa Clara, CA 95050
Telephone: (408) 615-2210
Fax: (408) 241-6771

"CITY"

N. HARRIS COMPUTER CORPORATION
a Canadian corporation

Dated: 11/24/2020
By (Signature):
Name: Sean Sykes
Title: Vice President, Sales & Marketing
Principal Place of Business Address: 1 Antares Dr., Nepean, ON, K2E 8C4 Canada
Email Address: ssykes2@harriscomputer.com
Telephone: (613) 226-5511
Fax: ( )

"CONTRACTOR"

FIRST REVISED EXHIBIT A
SCOPE OF SERVICES

The Services to be performed for the City by the Contractor under this Agreement are more fully described in the Contractor's proposal entitled:

1. "Statement of Work, City of Santa Clara, Northstar Version 6.4 Upgrade" dated August 17, 2017, version 2.1;
2. "Statement of Work, City of Sant Clara, Core Automation Suite Subscription" dated August 17, 2017, version 2.1; and
3. "Statement of Work: City of Santa Clara, Smart Energy Water Integration" dated July 13, 2020, version 1.5, attached and incorporated into this Amendment No. 2.

NORTH|STAR™
UTILITIES SOLUTIONS

STATEMENT OF WORK:

SMART ENERGY WATER INTEGRATION

CITY OF SANTA CLARA, CA

July 13, 2020
Version 1.5

SOW VALID UNTIL: December 30, 2020

Revision Control

Document Title: City of Santa Clara – Smart Energy Water Integration SOW
Author: NorthStar Professional Services

Version	Date	Author	Details / Comments
Version 1.0	2020-07-13	Pav Sekhon	Initial version of the document.
Version 1.1	2020-08-11	Pav Sekhon	REST API only SOW, removed flat files.
Version 1.2	2020-10-06	Pav Sekhon	Inputted revisions from Santa Clara
Version 1.3	2020-10-15	Pav Sekhon	Updated to 3 weeks of UAT & removed incorrect services maintenance
Version 1.4	2020-10-28	Pav Sekhon	Revised payment milestones & added language around data refreshes.
Version 1.5	2020-11-02	Pav Sekhon	Revised license payment milestone

TABLE OF CONTENTS

1 Introduction 7
1.1 Objective 7
2 Service Description 8
2.1 Areas within Scope 8
2.2 Areas Out of Scope 13
3 Estimated Timeline 14
4 Change Management Process 15
5 Fees & Payment Schedule 16
5.1 Fees 16
5.2 Payment Schedule 16
5.3 Travel and Living Expenses 17
6 Termination 17
7 Project Assumptions 17
8 Document Acceptance and Signoff 20

1 INTRODUCTION

The City of Santa Clara, hereafter referred to as "*Santa Clara*", requires an integration between the NorthStar CIS and the Smart Energy Water (SEW) customer portal. NorthStar has performed a discovery of the NorthStar requirements to integrate with SEW. The results of this discovery are documented within the *NorthStar SEW Discovery Report.*

The purpose of this document is to provide information on the level of effort associated with the design, development and implementation of the NorthStar SEW integration.

1.1 Objective

This Statement of Work (SOW) defines the work to be performed by NorthStar, an unincorporated division of N. Harris Computer Corporation, for the NorthStar SEW integration implementation. This SOW includes a high-level timeline, fees, and other terms and conditions specific to the services requested by Santa Clara. Any additional requests for services that are not defined within this SOW will result in change orders with applicable fees.

Changes to this document shall be made through a change management process as described later in this SOW.

2 SERVICE DESCRIPTION

2.1 Areas within Scope

2.1.1 Implementation Scope

All implementation activities to be performed remotely, unless otherwise requested.

The scope of this statement of work is to integrate the CIS with Santa Clara's Smart Energy Water customer portal.

The integration will include:

- A data migration process to support cutover from CustomerConnect 2 to SEW, including customer/account, user, and payment information from NorthStar CIS.
- Support of SEW during their integration development with NorthStar REST API.
- Removing data from NorthStar
- Decommissioning CustomerConnect

2.1.2 Implementation Approach

A NorthStar Project Manager (PM) will be the primary point of contact for Santa Clara on the NorthStar SEW Integration implementation. The PM has the overall accountability to successfully deliver the services required for a successful implementation within agreed upon timeframe and budget. The project team will directly report to the PM and the PM will have the authority and support to manage the project team in the best interest of the project. The PM is also accountable for the following high-level project activities:

- Interface with Santa Clara assigned PM.
- Conduct regular internal project meetings to ensure that all aspects of the project are understood by the team and that progress and risks are properly reported.
- Conduct regular project meetings with Santa Clara.
- Review of project status, schedule, risks (i.e. rate of support hour consumption), resources with the City as well as any other issues that may affect the success the project.
- Regular project schedule updates as required.

2.1.3 Design & Development

2.1.3.1 Data Migration Process

- NorthStar will develop a process to migrate customer data from Santa Clara's current customer portal, NorthStar CustomerConnect 2, to SEW to populate the SEW system with an initial set of account, customer, and payment information. Four files will be provided:
    - Customer Data Migration File from NorthStar CIS
    - User Migration File from Customer Connect
    - Autopay Migration File from NorthStar CIS
    - Payment Method Migration File from NorthStar

  These files will be generated from the NorthStar CIS and uploaded to Santa Clara's FTP site for processing. The two payment detail files will be encrypted before being upload to SEW's server.

- NorthStar will perform the initial data migration for validation purposes.

- NorthStar will provide user documentation to allow Santa Clara to run the data migration process on an as needed basis once the initial migration is complete.

2.1.3.2 Real-Time REST API's

The NorthStar REST API will be the vehicle by which SEW will perform the majority of interactions with the NorthStar CIS. The following APIs will be utilized for this integration:

- Query and update Account information
- Query and update Customer information
- Query Meter information
- Query Account Billing information
- Query Account Payment information
- Posting Payment information for an Account
- Query and create Service Order information for an Account

The full documentation of the NorthStar REST API will be provided in a companion document.

Collaborate with SEW and Santa Clara to define the networking infrastructure necessary for the integration to be implemented.

2.1.3.3 Removing data from NorthStar

- Removal of Banking and Credit Card details from NorthStar CIS.

2.1.3.4 Decommissioning CustomerConnect

- Stop all CustomerConnect services
- Remove all CustomerConnect code, including log files

2.1.4 NorthStar Consulting Services

- NorthStar will configure the NorthStar server to run under HTTPS using a self-signed SSL certificate. Santa Clara will secure a certificate issued by a trusted authority if it chooses.
- NorthStar will provide Santa Clara with up to 80 hours of consulting services to assist SEW with integration to the NorthStar CIS, including the documentation detailed above. If additional effort is required to assist Santa Clara and SEW with the integration design and development, Santa Clara will be notified and asked for approval in advance of NorthStar completing the incremental work.

2.1.5 Deployment

- NorthStar will deploy these migration scripts to Santa Clara's NorthStar TEST or DEV environment for data validation and acceptance testing.

2.1.6 SEW Testing and Validation

- NorthStar will provide Santa Clara with documentation on the initial execution of the data migration scripts. NorthStar will provide Santa Clara with documentation on the initial execution of the data migration scripts. NorthStar shall be involved through to production to ensure the migration scripts work and are fully documented.
- Starting with the first week through the end of Go Live activities, Contractor shall submit a document as part of the regularly scheduled touchpoints, showing status of outstanding issues, regardless of severity, including the action log with steps to resolution and a targeted completion date for all P1 issues.
- Santa Clara will have six (6) weeks to complete the initial round of data validation and solution validation testing while NorthStar remediates all priority 1 issues. After the initial round of validation testing, Santa Clara will provide sign off. NorthStar will perform a code freeze and Santa Clara will then have three (3) weeks of final User Acceptance Testing (UAT) prior to scheduling Go LIVE.

- If a project delay is encountered due to external factors outside of NorthStar's control, and testing needs to extend beyond the initial six (6) week window for UAT and subsequent three (3) week window for final remediation testing NorthStar and Santa Clara will analyze the results of this external factor on the project timeline to determine if there is a need for a change request to reflect a substantial change to the project plan, budget, or timeline.

2.1.7 Data Refreshes

- NorthStar will perform 2 data refreshes of the NorthStar TEST or DEV instance throughout the integration project. The initial data refresh will be performed prior to the start of data migration validation. The second data refresh will be performed upon receipt of Solution Validation Testing sign off in preparation for final User Acceptance Testing. Any requests for additional data refreshes will be considered at an additional cost/schedule impact to the project. Any requests for additional data refreshes will be considered at an additional cost/schedule impact to the project. NorthStar to ensure none of the configuration is overwritten in error. All configuration will be updated to reflect test/dev on each refresh

- Should Santa Clara choose to perform additional refreshes without NorthStar's assistance, they will need to coordinate the refresh with NorthStar to ensure none of the configuration work is overwritten in error. If a refresh occurs without NorthStar's prior knowledge and set ups need to be restored a change order will be issued for the additional effort to do so.

2.1.8 NorthStar Go LIVE Preparation

- Upon Santa Clara Acceptance sign off, NorthStar shall support SEW and Santa Clara to migrate their production data to the SEW environment.

2.1.9 NorthStar Post LIVE Support

- Provide dedicated remote support twenty (20) business days Post LIVE before transitioning Santa Clara back to NorthStar Support Services.

2.1.10 Santa Clara Responsibilities

Following are the key responsibilities of Santa Clara under this agreement:

1. Ensuring NorthStar has direct, dedicated remote technical connection capabilities with administration access to any server that the NorthStar applications reside on for the duration of the implementation project.
2. Conducting User Acceptance testing.
3. Leading Go LIVE activities:

    a. Creating a web page announcing that the web portal is unavailable during the final Go LIVE data migration and disabling the page once the migration activity is complete. No payments will be posted during the maintenance window.

    b. Performing a second data migration of customer data from CustomerConnect 2 to SEW to update the SEW system with a current set of account, customer, and payment information.

    c. Disabling the page once the migration activity is complete. No payments will be posted during the maintenance window.

4. Santa Clara shall be responsible for providing the FTP server to be the repository of the files passed between the NorthStar CIS and SEW portal.

2.1.11 Project Completion Criteria

The Project is deemed completed once the NorthStar SEW integration has been deployed to the live environment for twenty (20) business days and that any Priority 1 items raised during that period have been resolved. NorthStar has the exclusive right to classify call types according the definitions below.

In the event that the parties are not aligned on the issue priority designation related to P1 vs P2 issues, an escalation between NorthStar's PM and Santa Clara's PM will be scheduled before the end of the following business day.

Call Type	Definition
Priority 1 – Urgent or High Priority	• System Down (Software Application, Hardware, Operating System, Database) • Impacts Critical Business Function without a workaround • Performance issues of severe nature impacting critical processes.

Priority 2 – Medium Priority	• System errors that have workarounds
	• Impact to business function is not critical:
	  • Performance issues not impacting critical processes
	  • Usability issues
	  • Workstation connectivity issues (Workstation specific)

Priority 3 – Low Priority	• Minimal or no impact to critical business function • Report formatting issues

	• Training questions, how to, or implementing new processes • Aesthetic issues • Issues with workarounds for large majority of accounts • Recommendations for enhancements on system changes • Questions on documentation

2.2 Areas Out of Scope

Anything in this section and not listed in the above "Areas within Scope" is considered out of scope for this SOW. Specific items that are currently out of scope of this project include:

- Adding any new APIs that have not been identified in the *SEW Integration Discovery.*

3 ESTIMATED TIMELINE

The estimated duration of this project is approximately 5 months upon commencement of project work. Project start dates are assigned at the earliest available period upon receipt of fully executed contracts. The possibility and feasibility of a reduced duration will be evaluated during the Customer Preparation phase as it will depend on availability of resources and involvement of Santa Clara and SEW. Adherence to the project plan and timeline is critical. NorthStar will prepare a formal project plan and timeline. Santa Clara will review, provide comments on, and provide NorthStar with approval of the project plan and timeline.

Timeline	Phase Activities
Month 1	• *Project Kick Off* • *NorthStar Integration Design* • *NorthStar Data Migration Script Development*
Month 2	• *Initial Data Refresh of non-production instance* • *NorthStar Data Migration Script Development & Deployment* • *Data Migration Validation Testing* • *SEW Development Support*
Month 3	• *SEW Development Support* • *Second Data Refresh of non-production instance* • *User Acceptance Testing*
Month 4	• *User Acceptance Testing* • *Go LIVE Preparation* • *Go LIVE Data Migration* • *Post Go LIVE Support*
Month 5	• *Post Go LIVE Support*

There are a number of factors to be considered that will have an associated un-planned increase in effort and will therefore impact the project schedule. These factors are typically not determined until project kick-off and will be a key input into the final Go LIVE date and may result in additional cost. NorthStar will notify Santa Clara of any increase in effort and will provide Santa Clara with a Change Order according to section 4 Change Management Process. These factors include:

- Project Resourcing:
    - In the event that Santa Clara staff is unable to be dedicated to the agreed upon project plan, resulting in an extension of the timeline, NorthStar will evaluate the need for a Change Order for additional Project Management and dedicated support services to extend the project timeframe.

4 CHANGE MANAGEMENT PROCESS

NorthStar will maintain the SOW with formal documentation denoting agreed upon changes. Santa Clara and NorthStar may propose changes to this SOW addressing services falling outside the scope of services described in this SOW ("Change"). The Change Order form must be used for all change requests. NorthStar shall have no obligation to commence work in connection with any change until the fee and schedule impact of the change is agreed upon in a written Change Order form signed by the designated representatives from both parties.

Upon identifying the need for a change, NorthStar shall submit the change on our standard Change Order form describing the change, including the impact of the change on the schedule, fees and expenses.

Within 5 consecutive business days of receipt of the change order form, Customer shall either indicate acceptance or rejection of the proposed change by signing the Change Order form or any other period of time mutually agreed to by the parties. If NorthStar is advised not to perform the change, then NorthStar shall proceed only with the original services. In the absence of Customer acceptance or rejection of the Change Order, NorthStar will not perform the proposed change.

5 FEES & PAYMENT SCHEDULE

5.1 Fees

NorthStar shall perform the services set forth herein on a firm fixed cost basis as set forth in this SOW.

NorthStar SEW Integration Implementation		
Licenses		***Maintenance****
REST API Enterprise License for SEW Integration	$67,410	$16,900
Professional Services		
- Project Management - Design & Development - Installation & Configuration - Acceptance Testing Support - Go LIVE Cut Over - Post LIVE Support	$97,020	-
Technology, Communication, Administration	$8,221	-
Project Total	**$172,651**	***$16,900***

*Maintenance is in addition to annual reoccurring fees.

5.2 Payment Schedule

Any mutually agreed upon change controls will be billed at $220/hour when incurred. An additional amount equal of 5% of the total fees billed has been included in the fee charged to cover technology, communication and administrative costs. Price excludes any applicable taxes.

The NorthStar fees for the scope of services described in this Statement of Work, including the 5% technology, communication and administrative fee, is $172,651 USD based on fixed price plus any travel and logistics (T&L) which may be required.

Licenses

1. 100% upon provision to the City

Services

2. 40% on delivery of data migration scripts within Santa Clara's non-production environment (referenced in 2.1.3.1)
3. 40% on delivery of data files (referenced in 2.1.3.1)
4. 15% on Go LIVE of data migration to production environment (referenced in 2.1.8)
5. 5% on Implementation Project Acceptance (referenced in 2.1.8)

* ***Maintenance:***

- *100% is due 30 days after software installation to non-production environment. NorthStar will prorate the maintenance based on Santa Clara's maintenance renewal term.*

Invoices are payable upon receipt.

Quote is valid for 60 days from date of delivery. After 60 days the quote will be considered expired and would need to be reassessed and re-quoted if still required.

5.3 Travel and Living Expenses

The above mentioned fees do not include any travel and per diem expenses incurred for on-site visits required for this project.

Any travel time will be billed at $75/hour. Santa Clara shall also pay or reimburse travel expenses plus a per diem reasonably incurred in furtherance of NorthStar duties hereunder.

6 TERMINATION

Termination of this SOW is pursuant to the Agreement between the parties entered into on or about 12/07/2017.

Under no circumstances shall NorthStar be liable for any special, indirect, consequential, punitive or incidental damages of any kind and shall not be liable for loss of profits, works stoppage, system failure or malfunction, loss of data or any other damages or losses in connection with this statement of work, even if NorthStar has been advised of the possibility of such damages. In any event, NorthStar shall not be liable to pay any amount, in the aggregate, that is greater than the fees received by NorthStar under this statement of work.

7 PROJECT ASSUMPTIONS

The services, fees and delivery schedule for this project are based upon the following assumptions:

- Any items not explicitly identified within this document are considered out of scope. Any changes to those responsibilities and/or deliverables will be considered a change in scope for the project. Any proposed change to the project scope must be put into written format and be submitted to NorthStar during this project for review and consideration.

- This project currently has, and will continue to have, the support of senior Santa Clara management and will be assigned sufficient priority with respect to other projects to ensure its success.
- Santa Clara will assign a project lead to act as an internal resource and guide throughout this project.
- Santa Clara will secure the appropriate staff in a timely fashion in order to discuss or review the various materials produced when required. It is expected that the individuals involved will have experience in Santa Clara's day-to-day operations and will work closely with the NorthStar Consultants to resolve issues as required. The main purpose of this interaction is to provide a quick and consistent response to procedural issues.
- Santa Clara will provide access and support from the IT group and any other stakeholder, as deemed necessary by NorthStar throughout this project.
- Santa Clara agrees to facilitate any required corporate logistics for the fulfillment of this agreement.
- Santa Clara will provide the appropriate remote access to its network, facilities, and systems as may be required to perform activities from one of NorthStar's locations. NorthStar shall abide by all rules and directions of Santa Clara when accessing the Santa Clara's network, facilities or systems.
- NorthStar will require local administrator rights or root access to the NorthStar servers throughout the integration project.
- Santa Clara will provide a training room complete with workstations for their staff for any required NorthStar onsite activity. This is to allow the NorthStar Consultant and Santa Clara Team members to focus on the implementation activity without any external interruptions.
- All documentation provided by Santa Clara shall be up-to-date and accurate or if that is not the case, advise NorthStar as such.
- All hardware, software, and network components supplied by Santa Clara are working properly and are free of defects and will meet minimum hardware standards provided during the project.
- Ensure all third-party software and hardware products are performing correctly in Santa Clara's environment, in accordance with the appropriate third-party vendor's specifications.
- To minimize project costs, majority of project work will be performed at one of the NorthStar's locations except for project activities where face-to-face is deemed more effective.
- Price does not include Santa Clara approved travel and living expenses that may be required as part of the delivery of the project. (i.e. air fare, car rental, gas, per diem and hotel) NorthStar will work with Santa Clara to identify most cost-effective accommodations for Santa Clara's onsite activities that are mutually agreed upon.
- Price for this proposal is based upon Santa Clara obtaining all hardware and associated operating/database systems.

- The number and complexity of the custom modifications included in Santa Clara's current system must be fully assessed before the project schedule can be finalized as this will affect the effort in the User Acceptance Testing phase. This assessment will take place during the Implementation Preparation phase of the project.
- Ensure Santa Clara data provided is complete and clean. It is Santa Clara's responsibility to clean data if deemed required due to the identification of inaccurate entries.
- All data refreshes will be performed during regular business hours, 8:00 a.m.-5:00 p.m. EST.
- Santa Clara is responsible for preparing the underlying IT infrastructure (hardware installation, operating system, and network connectivity) and supplying the required servers based on the minimum server specifications. This must be in-place per agreed upon project plan.
- Santa Clara is responsible to provide the Testing and Production environment.

8 DOCUMENT ACCEPTANCE AND SIGNOFF

Please sign and return this to Pav Sekhon at PSekhon@harriscomputer.com.

Accepted on this day by:

City of Santa Clara, CA	NorthStar Utilities Solutions
By: _____	By: _____
Name: _____	Name: Sean Sykes
Title: _____	Title: Vice President, Sales & Marketing
Date: _____	Date: 11/24/2020

FIRST REVISED EXHIBIT B
FEE SCHEDULE

1. MAXIMUM COMPENSATION

Contractor shall bill at the rates and upon the schedules set forth in the three "Statement of Work" documents attached to Exhibit A, and such payment are expressly subject to section 34 of the Agreement, entitled "Retention."

In no event shall the amount billed to City by Contractor for services under this Agreement exceed Four Hundred Sixty-Six Thousand One Hundred Ninety-Nine Dollars (466,199), subject to budget appropriations.

Statement of Work	**Total**
Statement of Work, City of Santa Clara, Northstar Version 6.4 Upgrade" dated August 17, 2017, version 2.1	$230,055
"Statement of Work, City of Sant Clara, Core Automation Suite Subscription" dated August 17, 2017, version 2.1.	$46,593
Statement of Work for Smart Energy Water Integration" dated July 13, 2020 version 1.5.	$189,551
Maximum Compensation	**$466,199**

AMENDMENT NO. 1
TO THE AGREEMENT FOR SERVICES
BETWEEN THE
CITY OF SANTA CLARA, CALIFORNIA,
AND
N. HARRIS COMPUTER CORPORATION

PREAMBLE

This agreement ("Amendment No. 1") is entered into between the City of Santa Clara, California, a chartered California municipal corporation (City) and N. Harris Computer Corporation, a Canadian corporation (Contractor). City and Contractor may be referred to individually as a "Party" or collectively as the "Parties" or the "Parties to this Agreement."

RECITALS

A. The Parties previously entered into an agreement entitled "Agreement for the Performance of Services by and between the City of Santa Clara, California, and NorthStar Utilities Solutions", dated December 7, 2017 (Agreement); and

B. The Parties entered into the Agreement for the purpose of having Contractor provide professional services and software related to the NorthStar Customer Information System, and the Parties now wish to amend the Agreement to assign the agreement to N. Harris Computer Corporation and extend the term of the agreement through December 31, 2023.

NOW, THEREFORE, the Parties agree as follows:

AMENDMENT TERMS AND CONDITIONS

1. All references to "NorthStar Utilities Solution" in this Agreement shall be replaced with "N. Harris Computer Corporation." All rights and obligations of the City and of the Contractor under this Agreement are unaffected by this assignment.

2. Section 5 of the Agreement, entitled "Term of Agreement" is amended to read as follows:

   Unless otherwise set forth in this Agreement or unless this paragraph is subsequently modified by a written amendment to this Agreement, the term of this Agreement shall begin on the Effective Date of this Agreement and terminate on December 31, 2023.

3. Except as set forth herein, all other terms and conditions of the Agreement shall remain in full force and effect. In case of a conflict in the terms of the Agreement and this Amendment No. 1, the provisions of this Amendment No. 1 shall control.

The Parties acknowledge and accept the terms and conditions of this Amendment No. 1 as evidenced by the following signatures of their duly authorized representatives.

CITY OF SANTA CLARA, CALIFORNIA
a chartered California municipal corporation

Approved as to Form:

Dated: 12/1/2020

for BRIAN DOYLE
City Attorney

or DEANNA J. SANTANA
City Manager
1500 Warburton Avenue
Santa Clara, CA 95050
Telephone: (408) 615-2210
Fax: (408) 241-6771

"CITY"

N. HARRIS COMPUTER CORPORATION
a Canadian corporation

Dated: November 16, 2020

By (Signature):

Name: Sean Sykes

Title: Vice President, Sales & Marketing

Principal Place of Business Address: 1 Antares Drive, Nepean, ON K2E 8C4 Canada

Email Address: Ssykes2@harriscomputer.com

Telephone: (613) 240-8668

Fax: ( )

"CONTRACTOR"

EBIX Insurance No. S200002211

AGREEMENT FOR THE PERFORMANCE OF SERVICES BY AND BETWEEN THE CITY OF SANTA CLARA, CALIFORNIA, AND NORTHSTAR UTILITIES SOLUTIONS

PREAMBLE

This agreement for the performance of services ("Agreement") is by and between NorthStar Utilites Solutions, an Ontario Corporation with its principal place of Business located at 1 Antares Dr., Suite 400, Ottawa, Ontario K2E 8C4 ("Contractor"), and the City of Santa Clara, California, a chartered
California municipal corporation with its primary business address at 1500 Warburton Avenue, Santa Clara, California 95050 ("City"). City and Contractor may be referred to individually as a "Party" or collectively as the "Parties" or the "Parties to this Agreement."

RECITALS

A. City desires to secure professional services more fully described in this Agreement, at Exhibit A, entitled "Scope of Services"; and

B. Contractor has the professional qualifications, expertise, necessary licenses and desire to provide certain goods and/or required services of the quality and type which meet objectives and requirements of City; and,

C. The Parties have specified herein the terms and conditions under which such services will be provided and paid for.

The Parties agree as follows:

AGREEMENT PROVISIONS

1. EMPLOYMENT OF CONTRACTOR.

City hereby employs Contractor to perform services set forth in this Agreement. To accomplish that, City may assign a Project Manager to personally direct the Services to be provided by Contractor and will notify Contractor in writing of City's choice. City shall pay for all such materials and services provided which are consistent with the terms of this Agreement.

2. SERVICES TO BE PROVIDED.

Except as specified in this Agreement, Contractor shall furnish all technical and professional services, including labor, material, equipment, transportation, supervision and expertise (collectively referred to as "Services") to satisfactorily complete the work

required by City at his/her own risk and expense. Services to be provided to City are more fully described in Exhibit A entitled "SCOPE OF SERVICES." All of the exhibits referenced in this Agreement are attached and are incorporated by this reference. If any terms in Exhibits, or attachments to Exhibits, contradict terms of this Agreement, then the terms of this Agreement shall be controlling.

3. COMMENCEMENT AND COMPLETION OF SERVICES.

A. Contractor shall begin providing the services under the requirements of this Agreement upon receipt of written Notice to Proceed from City. Such notice shall be deemed to have occurred three (3) calendar days after it has been deposited in the regular United States mail. Contractor shall complete the Services within the time limits set forth in the Scope of Services or as mutually determined in writing by the Parties.

B. When City determines that Contractor has satisfactorily completed the Services, City shall give Contractor written Notice of Final Acceptance. Upon receipt of such notice, Contractor shall not incur any further costs under this Agreement. Contractor may request this determination of completion be made when, in its opinion, the Services have been satisfactorily completed. If so requested by the contractor, City shall make this determination within fourteen (14) days of its receipt of such request.

4. QUALIFICATIONS OF CONTRACTOR - STANDARD OF WORKMANSHIP.

Contractor shall perform such services and duties in conformance to and consistent with the professional standards of a specialist in the same discipline in the State of California.

The plans, designs, specifications, estimates, calculations, reports and other documents furnished under Exhibit A shall be of a quality acceptable to City. The criteria for acceptance of the work provided under this Agreement shall be a product of neat appearance, well organized, that is technically and grammatically correct, checked and having the maker and checker identified. The minimum standard of appearance, organization and content of the drawings shall be that used by City for similar projects.

5. TERM OF AGREEMENT.

Unless otherwise set forth in this Agreement or unless this paragraph is subsequently modified by a written amendment to this Agreement, the term of this Agreement shall begin on the Effective Date of this Agreement and terminate three years from that date.

6. MONITORING OF SERVICES.

City may monitor the Services performed under this Agreement to determine whether Contractor's operation conforms to City policy and to the terms of this Agreement. City

may also monitor the Services to be performed to determine whether all operations are conducted in accord with applicable City, county, state, and federal requirements. Contractor's conformance with applicable City policies and City, county, state and federal requirements is a material term of this Agreement.

7. WARRANTY.

Contractor warrants that the Services will be performed in a professional and diligent manner by personnel who are competent in performing their individual tasks.

Contractor makes no representation or warranty, and City so acknowledges, regarding the merchantability of the Services, or their fitness for a particular purpose.

8. BUSINESS TAX LICENSE REQUIRED.

Contractor must comply with Santa Clara City Code section 3.40.060, as that section may be amended from time to time or renumbered, which requires that any person who transacts or carries on any business in the City of Santa Clara pay business license tax to the City. A business tax certificate may be obtained by completing the Business Tax Affidavit Form and paying the applicable fee at the Santa Clara City Hall Municipal Services Division.

9. RESPONSIBILITY OF CONTRACTOR.

Contractor shall be responsible for the professional quality, technical accuracy and coordination of the Services furnished by it under this Agreement. Neither City's review, acceptance, nor payments for any of the Services required under this Agreement shall be construed to operate as a waiver of any rights under this Agreement or of any cause of action arising out of the performance of this Agreement.

Any acceptance by City of plans, specifications, construction contract documents, reports, diagrams, maps and other material prepared by Contractor shall not in any respect absolve Contractor from the responsibility Contractor has in accordance with customary standards of good professional practice in compliance with applicable federal, state, county, and/or municipal laws, ordinances, regulations, rules and orders.

10. COMPENSATION AND PAYMENT.

In consideration for Contractor's complete performance of Services, City shall pay Contractor for all materials provided and services rendered by Contractor as outlined in Exhibit B, entitled "SCHEDULE OF FEES."

Contractor will bill City on a monthly basis for Services provided by Contractor during the preceding month, subject to verification by City. City will pay Contractor within thirty (30) days of City's receipt of invoice.

11. TERMINATION OF AGREEMENT.

Either Party may terminate this Agreement without cause by giving the other Party written notice ("Notice of Termination") which clearly expresses that Party's intent to terminate the Agreement. Notice of Termination shall become effective no less than ninety (90) calendar days after a Party receives such notice. After either Party terminates the Agreement, Contractor shall discontinue further services as of the effective date of termination, and City shall pay Contractor for all Services satisfactorily performed up to such date.

If Contractor should neglect to perform the Services properly or otherwise fail to comply with any term of this Agreement, the City must notify Contractor in writing of such default (a "Default Notice"). Upon receipt of a Default Notice, Contractor must either correct the default at no additional cost to the City, or issue a written notice of its own disputing the alleged default, in either case within thirty (30) days immediately following receipt of a Default Notice. If Contractor fails to correct the default, or issue a notice disputing the alleged default, in either case within ninety (90) days following receipt of the Default Notice, the City may terminate the whole of this Agreement or the part of this Agreement relating to the provision of Services and in such case will be responsible for payment to Contractor of only that part of the fee earned by Contractor for those Services performed up to the time of communication of such notice of termination to Contractor that is not disputed by City.

If the City should fail to comply with its obligations under this Agreement, Contractor must notify the City in writing of such default (a "Default Notice"). Upon receipt of a Default Notice, the City must correct the default at no additional cost to Contractor, or issue a written notice of its own disputing the alleged default, in either case within thirty (30) days immediately following receipt of a Default Notice. If the City fails to correct the default, or issue a notice disputing the alleged default, in either case within ninety (90) days following receipt of the Default Notice, Contractor may terminate the whole of this Agreement and in such case the City will be responsible for payment to Contractor of only that part of the fee earned by Contractor for that part of the Services performed in accordance with this Agreement up to the time of communication of such notice of termination to the City that is not disputed by City.

12. NO ASSIGNMENT OR SUBCONTRACTING OF AGREEMENT.

Contractor shall not hire subcontractors without express written permission from City. Contractor shall be as fully responsible to the City for acts and omissions of its subcontractors, and persons directly or indirectly employed by its subcontractors, as it is for persons directly or indirectly employed by Contractor.

Neither party may assign any of its rights or duties under this Agreement without the prior written consent of the other party, such consent not to be unreasonably withheld, except that either party may assign to a successor entity in the event of its dissolution, acquisition, sale of substantially all of its assets, merger or other change in legal status.

The Agreement shall inure to the benefit of and be binding upon the parties to this Agreement and their respective successors and permitted assigns.

13. NO THIRD PARTY BENEFICIARY.

This Agreement shall not be construed to be an agreement for the benefit of any third party or parties and no third party or parties shall have any claim or right of action under this Agreement for any cause whatsoever.

14. INDEPENDENT CONTRACTOR.

Contractor and all person(s) employed by or contracted with Contractor to furnish labor and/or materials under this Agreement are independent contractors and do not act as agent(s) or employee(s) of City. Contractor has full rights, however, to manage its employees in their performance of Services under this Agreement. Contractor is not authorized to bind City to any contracts or other obligations.

15. NO PLEDGING OF CITY'S CREDIT.

Under no circumstances shall Contractor have the authority or power to pledge the credit of City or incur any obligation in the name of City. Contractor shall save and hold harmless the City, its City Council, its officers, employees, boards and commissions for expenses arising out of any unauthorized pledges of City's credit by Contractor under this Agreement.

16. CONFIDENTIALITY OF MATERIAL.

All ideas, memoranda, specifications, plans, manufacturing procedures, data, drawings, descriptions, documents, discussions or other information developed or received by or for Contractor and all other written information submitted to Contractor in connection with the performance of this Agreement shall be held confidential by Contractor and shall not, without the prior written consent of City, be used for any purposes other than the performance of the Services nor be disclosed to an entity not connected with performance of the Services. Nothing furnished to Contractor which is otherwise known to Contractor or becomes generally known to the related industry shall be deemed confidential.

17. USE OF CITY NAME OR EMBLEM.

Contractor shall not use City's name, insignia, or emblem, or distribute any information related to services under this Agreement in any magazine, trade paper, newspaper or other medium without express written consent of City.

18. OWNERSHIP OF MATERIAL.

(a) The parties agree that no materials or documents are being created for the City by Contractor under this Agreement. All materials and documents which

were developed or prepared by Contractor for general use and which are not the copyright of any other party or publicly available, including educational materials, shall continue to be the property of Contractor.

(b) Where the City requests custom materials or documents, the parties shall enter into a separate written agreement which shall include a duly executed statement of work and such other provisions as are typically found in an agreement of that nature, including without limitation, provisions regarding the ownership of such customer materials or documents.

19. RIGHT OF CITY TO INSPECT RECORDS OF CONTRACTOR.

City, through its authorized employees, representatives or agents shall have the right the term of this Agreement and for three (3) years from the date of final payment for goods or services provided under this Agreement, to audit the books and records of Contractor for the purpose of verifying any and all charges made by Contractor in connection with Contractor compensation under this Agreement, including termination of Contractor. Contractor agrees to maintain sufficient books and records in accordance with generally accepted accounting principles to establish the correctness of all charges submitted to City. Any expenses not so recorded shall be disallowed by City.

Contractor shall submit to City any and all reports concerning its performance under this Agreement that may be requested by City in writing. Contractor agrees to assist City in meeting City's reporting requirements to the State and other agencies with respect to Contractor's Services hereunder.

20. FORCE MAJEURE

Neither party shall be liable for delay or failure in performance resulting from acts beyond the control of such party including, but not limited to, acts of God, acts of war or of the public enemy, riots, fire, flood, or other natural disaster, acts of government (other than City), strike, walkout, communication line or power failure, failure in operability or destruction of the City's computer (unless by reason of the negligence of a party to this Agreement), or failure or inoperability of any software other than software provided by Contractor (unless by reason of the negligence of a party to this Agreement). Any applicable delivery schedule shall be extended by a period of time equal to the time lost because of any such delay.

21. FAIR EMPLOYMENT.

Contractor shall not discriminate against any employee or applicant for employment because of race, color, creed, national origin, gender, sexual orientation, age, disability, religion, ethnic background, or marital status, in violation of state or federal law.

22. HOLD HARMLESS/INDEMNIFICATION/LIMITATION OF LIABILITY.

a. Contractor shall indemnify, defend and hold harmless CITY, its officers, officials,

employees and agents, from and against any and all third-party losses, liabilities, damages, costs, assessments, expenses (including, without limitation, interest, penalties, fines, expert fees and reasonable attorneys' fees), incurred in connection with any and all third-party causes of action, claims, demands, actions, suits, proceedings, settlements and judgments (collectively, "Claims") which CITY may incur or suffer or be put to by reason of or in connection with or arising directly or indirectly from any breach, violation or non-performance by Contractor of any obligation contained in this Agreement to be observed by Contractor, or any negligent acts or omissions of Contractor, or any wrongful act or willful misconduct of CONTRACTOR, its officers, employees, agents or subcontractors which relates to this Agreement, however arising. This indemnity is only effective where (i) CITY has provided prompt notice of the claim, action or demand to Contractor; (ii) CITY has not made any admissions of liability or settlement offers either prior to or after providing notice to Contractor of the applicable claim except with Contractor's prior written consent, except to the extent required by applicable law, (iii) Contractor has sole control of the defense of any claim or proceeding and all negotiations for its compromise or settlement; (iv) CITY provides reasonable assistance to Contractor, at Contractor's expense throughout the action or proceeding, and (v) CITY may, at CITY's sole cost and expense, retain counsel of its own choosing who shall be permitted to attend settlement conferences and hearings or other court appearances and hearings (except where the court has specifically ordered otherwise) related to the proceeding.

b. The City and Contractor recognize that circumstances may arise entitling the City to damages for breach or other fault on the part of Contractor arising from this Agreement. The parties agree that in all such circumstances the City's remedies and Contractor's liabilities will be limited as set forth below and that these provisions will survive notwithstanding the termination or other discharge of the obligations of the parties under this Agreement.

    i. EXCEPT FOR DAMAGES ARISING OUT OF (a) EITHER PARTY'S BREACH OF ITS CONFIDENTIALITY OBLIGATIONS, (b) CONTRACTOR'S INTENTIONAL MISREPRESENTATION, GROSS NEGLIGENCE OR WILLFUL MISCONDUCT, (c) INJURY OR DEATH TO PERSONS OR (d) DAMAGE TO TANGIBLE OR REAL PROPERTY, BOTH PARTIES AGREE THAT CONTRACTOR'S ENTIRE LIABILITY (UNDER CONTRACT OR IN TORT INCLUDING FUNDAMENTAL BREACH, NEGLIGENCE, STRICT LIABILITY OR OTHERWISE), IF ANY, FOR ANY DAMAGES RELATING TO THIS AGREEMENT SHALL NOT EXCEED THREE HUNDRED

AND FIFTY THOUSAND DOLLARS $350,000.00.

ii. IN ADDITION TO THE FOREGOING, EXCEPT FOR DAMAGES ARISING OUT OF (a) INJURY OR DEATH TO PERSONS OR (b) DAMAGE TO TANGIBLE OR REAL PROPERTY, NEITHER PARTY SHALL BE LIABLE FOR ANY CONSEQUENTIAL, INCIDENTAL, INDIRECT, EXEMPLARY, PUNITIVE, OR SPECIAL DAMAGES, LOST REVENUE, LOSS OF DATA OR LOSS OF PROFITS, EVEN IF SUCH OTHER PARTY HAS BEEN ADVISED OF THE LIKELIHOOD OF THE OCCURRENCE OF SUCH LOSS OR DAMAGES AND NOTWITHSTANDING ANY FAILURE OF ESSENTIAL PURPOSE OF ANY LIMITED REMEDY.

iii. CLAUSES (i) AND (ii) SHALL APPLY IN RESPECT OF ANY CLAIM, DEMAND OR ACTION BY A PARTY IRRESPECTIVE OF THE NATURE OF THE CAUSE OF ACTION UNDERLYING SUCH CLAIM, DEMAND OR ACTION, INCLUDING, BUT NOT LIMITED TO, BREACH OF CONTRACT, RESCISSION OF CONTRACT, OR TORT.

23. INSURANCE REQUIREMENTS.

During the term of this Agreement, and/or any time period set forth in Exhibit C, Contractor shall provide and maintain in full force and effect, at no cost to City insurance policies with respect to employees and vehicles assigned to the Performance of Services under this Agreement with coverage amounts, required endorsements, certificates of insurance, and coverage verifications as defined in Exhibit C.

24. AMENDMENTS.

This Agreement may be amended only with the written consent of both Parties.

25. INTEGRATED DOCUMENT.

This Agreement represents the entire agreement between City and Contractor. No other understanding, agreements, conversations, or otherwise, with any representative of City prior to execution of this Agreement shall affect or modify any of the terms or obligations of this Agreement. Any verbal agreement shall be considered unofficial information and is not binding upon City.

26. SEVERABILITY CLAUSE.

In case any one or more of the provisions in this Agreement shall, for any reason, be held invalid, illegal or unenforceable in any respect, it shall not affect the validity of the other provisions, which shall remain in full force and effect.

27. WAIVER.

Contractor agrees that waiver by City of any one or more of the conditions of performance under this Agreement shall not be construed as waiver(s) of any other condition of performance under this Agreement.

28. NOTICES.

All notices to the Parties shall, unless otherwise requested in writing, be sent to City addressed as follows:
City of Santa Clara
Attention: Finance Department
1500 Warburton Avenue
Santa Clara, California 95050
or by facsimile at (408) 243-8687

And to Contractor addressed as follows:

Name: NorthStar Utilities Solutions
Address: 1 Antares Dr., Suite 400., Ottawa, ON K2E 8C4

or by facsimile at 613-226-3377

If notice is sent via facsimile, a hard copy of the material shall also be mailed. The workday the facsimile was sent shall control the date notice was deemed given if there is a facsimile machine generated document on the date of transmission. A facsimile transmitted after 1:00 p.m. on a Friday shall be deemed to have been transmitted on the following Monday.

29. CAPTIONS.

The captions of the various sections, paragraphs and subparagraphs of this Agreement are for convenience only and shall not be considered or referred to in resolving questions of interpretation.

30. LAW GOVERNING CONTRACT AND VENUE.

This Agreement shall be governed and construed in accordance with the statutes and laws of the State of California. The venue of any suit filed by either Party shall be vested in the state courts of the County of Santa Clara, or if appropriate, in the United States District Court, Northern District of California, San Jose, California.

31. DISPUTE RESOLUTION.

A. Unless otherwise mutually agreed to by the Parties, any controversies between Contractor and City regarding the construction or application of this Agreement, and claims arising out of this Agreement or its breach, shall be submitted to mediation within thirty (30) days of the written request of one Party after the service of that request on the other

Party.

B. The Parties may agree on one mediator. If they cannot agree on one mediator, the Party demanding mediation shall request the Superior Court of Santa Clara County to appoint a mediator. The mediation meeting shall not exceed one day (eight (8) hours). The Parties may agree to extend the time allowed for mediation under this Agreement.

C. The costs of mediation shall be borne by the Parties equally.

D. For any contract dispute, mediation under this section is a condition precedent to filing an action in any court. In the event of mediation which arises out of any dispute related to this Agreement, the Parties shall each pay their respective attorney's fees, expert witness costs and cost of suit through mediation only. If mediation does not resolve the dispute, the Parties agree that the matter shall be litigated in a court of law, and not subject to the arbitration provisions of the Public Contracts Code.

32. COMPLIANCE WITH ETHICAL STANDARDS.

Contractor shall:

A. Read Exhibit D, entitled "ETHICAL STANDARDS FOR CONTRACTORS SEEKING TO ENTER INTO AN AGREEMENT WITH THE CITY OF SANTA CLARA, CALIFORNIA"; and,

B. Execute Exhibit E, entitled "AFFIDAVIT OF COMPLIANCE WITH ETHICAL STANDARDS."

33. AFFORDABLE CARE ACT OBLIGATIONS

To the extent Contractor is obligated to provide health insurance coverage to its employees pursuant to the Affordable Care Act ("Act") and/or any other similar federal or state law, Contractor warrants that it is meeting its obligations under the Act and will fully indemnify and hold harmless City for any penalties, fines, adverse rulings, or tax payments associated with Contractor's responsibilities under the Act.

34. RETENTION.

As set forth in Exhibit B, City will pay Contractor on its invoice(s) an amount equal to 90 percent (90%) of the amount otherwise due to Contractor, and City shall withhold the remaining 10 percent (10%) as retention. When City determines that Contractor has satisfactorily completed the Services, City shall give Contractor written Notice of Final Acceptance; within thirty (30) days after issuance of said Notice of Final Acceptance, City shall release to Contractor the amounts held in retention. In the event of a good faith dispute between City and Contractor as to satisfactory completion of the Services, City

shall continue to hold the retained funds in a segregated account until such time as the dispute is resolved, whether by means of formalized settlement or adjudication. Funds held in retention may be used to offset monies otherwise due to City by Contractor.

35. CONFLICT OF INTERESTS.

This Agreement does not prevent either Party from entering into similar agreements with other parties. To prevent a conflict of interest, Contractor certifies that to the best of its knowledge, no City officer, employee or authorized representative has any financial interest in the business of Contractor and that no person associated with Contractor has any interest, direct or indirect, which could conflict with the faithful performance of this Agreement. Contractor is familiar with the provisions of California Government Code Section 87100 and following, and certifies that it does not know of any facts which would violate these code provisions. Contractor will advise City if a conflict arises.

36. PROGRESS SCHEDULE.

The Progress Schedule will be as set forth in the attached Exhibit F, entitled "MILESTONE SCHEDULE" if applicable.

This Agreement may be executed in counterparts, each of which shall be deemed to be an original, but both of which shall constitute one and the same instrument; and, the Parties agree that signatures on this Agreement, including those transmitted by facsimile, shall be sufficient to bind the Parties.

The Parties acknowledge and accept the terms and conditions of this Agreement as evidenced by the following signatures of their duly authorized representatives. The Effective Date is the date that the final signatory executes the Agreement. It is the intent of the Parties that this Agreement shall become operative on the Effective Date.

CITY OF SANTA CLARA, CALIFORNIA
a chartered California municipal corporation

APPROVED AS TO FORM:

For BRIAN DOYLE
Interim City Attorney

ATTEST:

For ROD DIRIDON, JR.
City Clerk

Dated: 12/7/17

DEANNA J. SANTANA
City Manager
1500 Warburton Avenue
Santa Clara, CA 95050
Telephone: (408) 615-2210
Fax: (408) 241-6771

"CITY"

NORTHSTAR UTILITIES SOLUTIONS
An Ontario corporation

Dated: August 22, 2017

By: _____
(Signature of Person executing the Agreement on behalf of Contractor)

Name: Steve Morris

Title: VP, Sales and Marketing

Local Address: 1 Antares Dr., Suite 400, Ottawa, ON K2E 6C4

Email Address: smorris@harriscomputer.com

Telephone: 613-226-5511 extension 2157

"CONTRACTOR"

AGREEMENT FOR THE PERFORMANCE OF SERVICES BY AND BETWEEN THE CITY OF SANTA CLARA, CALIFORNIA, AND NORTHSTAR UTILITIES SOLUTIONS

EXHIBIT A

SCOPE OF SERVICES

The Services to be performed for the City by the Contractor under this Agreement are more fully described in the Contractor's proposals entitled:

1. "Statement of Work, City of Santa Clara, Northstar Version 6.4 Upgrade" dated August 17, 2017, version 2.1; and
2. "Statement of Work, City of Santa Clara, Core Automation Suite Subscription" dated August 17, 2017, version 2.1.

Statement of Work

City of Santa Clara

NorthStar Version 6.4 Upgrade

NORTH|STAR™
UTILITIES SOLUTIONS

Prepared for:
City of Santa Clara, CA
August 17, 2017
Version 2.1

SOW VALID UNTIL: November 17, 2017

Revision Control

Document Title: City of Santa Clara – Harris NorthStar – Version 6.4 Upgrade SOW
Author: NorthStar Professional Services
File Reference: City Santa Clara - Harris NorthStar - Version 6.4 Upgrade SOW.Docx

Version	Date	Author	Details / Comments
Version 1.0	2016-06-01	Mac Campbell	Initial version of the document.
Version 1.1	2016-08-17	Mac Campbell	Addition of purge services, Utilization Review & Core Automation Suite
Version 1.2	2016-11-11	ML Whitehead	Condense project timeline & increase onsite Consulting time.
Version 1.3	2017-01-24	ML Whitehead	Removing MDM upgrade effort, adjusting AP subscription terms & effort, reducing onsite time & upgrade effort.
Version 1.4	2017-04-06	ML Whitehead	Revisions as per Santa Clara feedback
Version 1.5	2017-05-02	ML Whitehead	Revisions as per review with Santa Clara
Version 1.6	2017-05-06	KV Cressman	Incorporate definition of success from City of Santa Clara
Version 1.7	2017-06-13	KV Cressman	Incorporate SC's comments regarding scope, milestones and update technical items
Version 1.8	2017-06-19	ML Whitehead	Updates as per June 16th SOW review with SC Team
Version 1.9	2017-06-28	KV Cressman	Updates from Santa Clara and inclusion of Santa Clara T's & C's
Version 2.0	2017-08-08	L Faulkner	Inclusion of Santa Clara's Terms and Conditions
Version 2.1	2017-08-17	L. Faulkner	Change of Format. City Exhibit A and NS Sow moved per Santa Clara's instruction. Milestone page removed. Version # and dates updated.

1 NORTHSTAR INTRODUCTION

The City of Santa Clara, here after referred to as "Santa Clara", requires an upgrade of their billing system from NorthStar version 6.3.1 to NorthStar version 6.4. NorthStar 6.3.1 and NorthStar 6.4 share the same core business logic and leverage the years of investment both Santa Clara and NorthStar have made in your current CIS/billing system.

The purpose of this document is to provide information on the features and value of NorthStar 6.4, along with the level of effort associated with the upgrade, for those customers upgrading from NorthStar 6.3.1.

1.1 Objective

This Statement of Work (SOW) defines the work to be performed by NorthStar, an unincorporated division of N. Harris Computer Corporation, for Santa Clara CIS NorthStar 6.3.1 to NorthStar 6.4 upgrade, and concurrently upgrading CustomerConnect to Maintenance Release 5.1 in addition to implementing the NorthStar Core Automation Suite.

This SOW includes a high level timeline, fees, and other terms and conditions specific to the services requested by Santa Clara. Any additional requests for services that are not defined within this SOW will result in change orders with applicable fees.

2 SERVICE DESCRIPTION

2.1 Project Approach

A NorthStar Project Manager (PM) will be the primary point of contact for Santa Clara on the NorthStar project. The PM has the overall accountability to successfully deliver the services required for a successful implementation within agreed upon timeframe and budget. The project team will directly report to the PM and the PM will have the authority and support to manage the NorthStar project team in the best interest of the project. The PM is also accountable for the following high-level project activities:

- Interface with Santa Clara assigned PM.
- Conduct regular internal project meetings to ensure that all aspects of the project are understood by the team and that progress and risks are properly reported.
- Conduct regular project meetings with Santa Clara.
- Review of project status, schedule, risks, resources as well as any other issues that may affect the success the project.

The NorthStar Implementation Methodology that will be leveraged for this engagement consists of 2 main areas: **Project Management** and **Upgrade Management** where each has associated (where applicable):

- Processes / Checklists / Matrices that define how to operate;
- Deliverables that are formal outputs that require City of Santa Clara sign-off;
- Work Products that are outputs produced as part of the work required to achieve the desired engagement goals; and
- Tools / Assets that are leveraged to produce defined outputs.

The **Project Management** area defines how Engagements are managed. It includes:

- **Communication/Status Management** aimed at establishing internal and external communications as well as monitoring and communicating engagement status and effort spent;

- **Escalation Matrix:**
  Level 1:
  NorthStar Project Manager TBD

  Level 2:
  Vice President, Professional Services Brad Robeson brobeson@northstarutilities.com 888 847 7747 ext. 2171

  Level 3:
  Executive Vice President, NorthStar
  Patrick Shaughnessy
  pshaughnessy@northstarutilities.com 888 847 7747 ext. 2151

- Relationship Management aimed at measuring the pulse of Customers and partners;
- Work Management aimed at capturing and monitoring effort, cost and work to be performed;
- Scope Management aimed at defining and controlling project scope;
- Risk Management aimed at planning, mitigating, tracking and monitoring risks;
- Deliverable/Acceptance Management aimed at ensuring that expected deliverables are delivered and accepted; and

- ***Financial/Contract Management aimed at monitoring project financial health.***

NorthStar proposes two (2) site visits by the NorthStar Project Manager throughout the NorthStar 6.4 upgrade/ Automation Platform Core Suites implementation project. The first site visit will be at Project Kick Off. The second site visit will be at Go LIVE Rehearsal.

3 AREAS WITHIN SCOPE

3.1 Utilization Review

The objective of the Utilization Review is to assess the City's current business processes, custom modifications and interfaces developed for the City, and identify areas where process change, reporting, automation, new add-ons or integrations could be implemented to maximize both software and resource utilization. This session will involve power users and/or managers working through the identified processes and documenting opportunities for improvement.

During a 5 day onsite review the NorthStar Business Consultant will work with Subject Matter Experts (SME) from each functional area reviewing current resourcing, responsibilities and business processes. Each will be documented and discussed in detail to allow for further evaluation and efficiency improvement recommendation. Efficiency recommendations may come in the form of process improvement, automation, configuration, report development, integration or application development or task reallocation between functional areas.

3.1.1 Utilization Review Documentation

The NorthStar Business Consultant will document discussions held during the 5 day onsite session. Upon completion of the onsite the Business Consultant will prepare a Utilization Review document detailing recommended process improvements and potential automation opportunities. Recommendations are fully documented under each functional area, and an Executive Summary is provided which serves to identify the items which will have the greatest value for the City. Results and recommendations of the Utilization Review will be provided to the City in a timely manner as mutually agreed upon during the Utilization Review. Harris will not unreasonably delay providing those results.

3.1.2 Utilization Review Follow Up

Upon delivery of the Utilization Review document the NorthStar Business Consultant will conduct a follow up discussion to review the document and recommended changes with the City. The Consultant will assist in determining what changes the City will implement and discuss all timelines around such implementation. NorthStar will provide estimates for any associated implementation services such as; additional training, additional automation programming, modification and integration development, report development and configuration assistance.

Recommended business process changes will not be implemented as part of this statement of work. If Santa Clara chooses to move forward with implementing any of the recommendations, a change order will be issued to assess the increase in effort, scope, duration, schedule impact, and pricing, as applicable.

3.2 Data Purging

Santa Clara will proceed with purging data on their NorthStar 6.3.1 SQL database in preparation for their upgrade to NorthStar 6.4.

3.2.1 Purge Process

- Install the standard purge scripts NorthStar has developed for SQL Server.
- Run the purge scripts against the NorthStar TEST instance Provide Santa Clara with pre and post purge reports for validation purposes.
- Provide testing support during Customer validation of data purge.
- Upon Customer approval run the purge scripts against NorthStar production.
- Create User documentation to allow Santa Clara to execute the purge process on an as needed basis.

3.2.2 User Acceptance Testing

- Upon completion of the initial purge processes in NorthStar TEST, Santa Clara will have 30 business days for acceptance testing, during which time issues reported within the 30 days will be resolved at no charge provided they are part of the original scope of work. At that time the purge processes will be executed in the production environment on agreement from Santa Clara. NorthStar will not unreasonably delay testing. NorthStar and the City will review any time lost and mutually agree to a resolution. If the testing period extends past 30 business days, there will be an additional charge to execute the purge scripts in production unless a prior arrangement or extension has been agreed upon.

3.2.3 Engagement Completion Criteria

- The purge implementation is deemed completed and accepted if the following criteria is met:
    - The purge processes are completed within the production environment upon Santa Clara's approval.
    - 30 business days have elapsed from completion of the purge process in Santa Clara's LIVE environment.
    - There are no mutually agreed upon outstanding critical issues.
    - 9.2 See Appendix B for details (Page 29)

3.3 NorthStar 6.4 Upgrade

- ***All upgrade activities to be performed remotely, unless otherwise requested.***

The scope of this statement of work is to upgrade Santa Clara's CIS NorthStar 6.3.1 to NorthStar 6.4.

Current integration/interfaces points that will be ported to the NorthStar 6.4 environment are:

- Itron Meter Reading System
- PeopleSoft FHRMS Financial System
- Infosend Bill Print

- Shoretel ECC Customer Contact Center
- Siemens MDMS
- Bank of America – Home Banking
- NorthStar eCARe Web Portal
- NorthStar Executive Information System
- NorthStar mCARe Paperless
- Bank Up Remittance Processing
- My Utilities Account or Harris NorthStar Customer Connect suite.
- NorthStar Reports Anywhere
- Metaviewer
- Meter Exchange
- PAP (BOA)
- ACC
- Cybersource
- Net Metering & Net Metering Phase 2 including credit control.
- Cybersecurity updates
- Summary Billing (if in place).

Hardware:
Epson 6000 III & IV printers.

PCI Compliance:
Screen Audit and Form Audit screens within NorthStar 6.4 do not, at any point, store or display sensitive data; ex: credit card numbers in clear text as it did in version 6.3.1.

CustomerConnect MR 5.1 Update:
Santa Clara's CustomerConnect will be updated to CC MR5.1 as part of the NorthStar 6.4 upgrade project. Testing of the maintenance release will be incorporated into the upgrade test plan and Go LIVE cut over activities. *See Appendix B below for list of Santa Clara enhancements ported to MR5.1.*

3.3.1 NorthStar 6.4 Upgrade & CustomerConnect MR5.1 Update Preparation

- Perform a review of Santa Clara's custom modifications and integration to ensure all applicable code has been merged into NorthStar 6.4.

- Work with Santa Clara to develop a site-specific test scripts for User and System Acceptance testing.

- Upon completion of the NorthStar 6.4 installation and CustomerConnect update perform internal validation testing on the new instance to ensure it is ready for training and testing. NorthStar be

testing core functionality. Santa Clara-specific processes will be tested as part of the System and User Acceptance testing phases.

3.3.2 NorthStar 6.4 Installation & Add Ons Migration

- Prior to creating the NorthStar 6.4 TEST environment NorthStar will provide a detailed installation checklist; configuration changes, tasks needed to be done, processes to be run, patches to be applied, etc.
- Install NorthStar 6.4 application and database on new TEST server(s).
- Upgrade NorthStar database from 6.3.1 to 6.4 (will be on new 2012 DB server)
- Migrate, eCARe, mCARe, Meter Exchange, EIS and Reports Anywhere to TEST new server(s) and redirect to the NorthStar 6.4 TEST instance.
- Install NorthStar Navs and configure access to the NorthStar Add Ons TEST servers where applicable.
- Update CustomerConnect TEST to MR5.1 and point to NorthStar 6.4 TEST
- Deploy Core Suite workflow templates to Santa Clara's NorthStar TEST environment.
- Provide a detailed checklist of all steps to deployment.
- Review the AP Workflow Implementation Checklist with the Santa Clara Team.
- Santa Clara will have two weeks to review and revise the Implementation Checklist as required.
- Configure each automated process based on Santa Clara's Implementation Checklist.

3.3.3 NorthStar Payeezy Integration

- *NorthStar will develop an integration with Bank of America Payeezy software that will allow all credit card encrypted numbers to be tokenized. This will then be used in the NorthStar PAP File Create process which will result in the file being created with no credit card numbers in clear text*
- NorthStar will obtain tokens from Payeezy to map to existing pre-authorized accounts within the NorthStar database.

- NorthStar will utilize the Payeezy API to automatically obtain tokens through new pre-authorized registration from within NorthStar or CustomerConnect.

- NorthStar will modify the PAP File Create process to create the file with tokens instead of credit card numbers.

- Process documentation to be provided as a project deliverable.

3.3.4 NorthStar 6.4 Training Provided

NorthStar Product Orientation Session:
The Product Orientation session is held, via WebEx sessions, with the Core user group as the first stage of the setup portion of the upgrade implementation project. The objective of the orientation session is to introduce the users that have been working on the NorthStar 6.3.1 software to the new version of the product, NorthStar 6.4. There will be time spent on initiation to the navigation of the application, as well as reviewing the business processes specific to the City.

End User Training:
Santa Clara is using a train the trainer approach for the NorthStar 6.4 upgrade. As such, Santa Clara's Subject Matter Experts are expected to provide any End User training on the product as required.

3.3.5 NorthStar 6.4 & CustomerConnect System Acceptance Testing (SAT)

- NorthStar will work with Santa Clara to develop a site-specific upgrade test script for System Acceptance testing. Upon completion of testing Santa Clara will submit a signed copy of the SAT script confirming all areas of NorthStar 6.4 and CustomerConnect MR5.1 have been successfully reviewed as a prerequisite for NorthStar to schedule the User Acceptance testing activities.
    - The following criteria will be used to evaluate whether the upgrade has been successful.
        1. A check of row counts and balances will be done for example a count of rows in each table in the source and target can be compared considering any expected differences. Certain reports can be run in each environment to help ensure all records have been migrated.
        2. Basic testing of the environment performed by the City's SME's to check all major functionality
            a. Can we see expected data in the screens of each module
            b. Run major programs/ reports in each module
        3. Check customizations are in place
        4. Check all interfaces/integrations
        5. Review all key values

6. The refresh was done according to checklist without any major deviations.

- This testing is not intended to be major system testing, but quick verification to make sure all major components are in place.

- Review the findings after the verification and if there are major issues with the refresh – critical components not included in the checklist make the decision to run the refresh again. This should not be counted as an additional refresh. A NorthStar Application Consultant will provide one week of onsite assistance during System Acceptance testing. Santa Clara will have four weeks to complete the initial round of System Acceptance Testing. NorthStar will have two weeks of remediation for all priority 1 issues. Santa Clara will then have two weeks of remediation testing prior to scheduling User Acceptance testing and End User training activities. *Note that any delays caused by NorthStar will not be included in the 6 week SAT testing window.*

- There should be no outstanding critical issues, as mutually agreed upon, upon complete of SAT.

- For Automation Platform provide System Acceptance testing support up to a maximum of 14 hours. If Santa Clara needs to extend the testing efforts, NorthStar will provide a change order for the extended testing services. *Note that any delays caused by NorthStar will not be included in the UAT testing window.*

- Workflows will be provided for testing in an iterative manner, as configuration is completed. Santa Clara will have 2 business days, per workflow, to complete testing.

- Once all SAT has been completed NorthStar will have 10 days to execute any configuration changes required.

- If a project delay is encountered due to external factors outside of NorthStar's control, and System Acceptance Testing needs to extend beyond the initial four week and subsequent two week windows for SAT remediation testing NorthStar and Santa Clara will analyze the results of this external factor on the project timeline to determine if there is a need for a change request to reflect a substantial change to the project plan, budget, or timeline.

3.3.6 NorthStar 6.4 & CustomerConnect User Acceptance Testing (UAT)

- NorthStar will work with Santa Clara to develop a site-specific upgrade test script for User Acceptance testing. Upon completion of testing Santa Clara will submit a signed copy of the UAT script confirming all areas of NorthStar 6.4 and CustomerConnect MR5.1 have been successfully reviewed as a prerequisite for scheduling Go Live activities.

- A NorthStar Application Consultant will provide 1 week of onsite assistance during User Acceptance testing Santa Clara will have four weeks to complete the initial round of User Acceptance Testing. NorthStar will have two weeks of remediation for all priority 1 issues. Santa Clara will then have two weeks of remediation testing prior to scheduling End User Training and Go LIVE. *Note that any delays caused by NorthStar will not be included in the 6 week UAT testing window.*

- Upon completion of User Acceptance testing of all applicable workflows NorthStar will redeploy all workflows to NorthStar *To Be Live* environment.

- For Automation Platform, provide a detailed checklist of all steps to deployment.

- Upon completion of User Acceptance testing of all applicable workflows NorthStar will redeploy all workflows to NorthStar *To Be Live* environment.

- Export configured rules from NorthStar TEST and import to NorthStar *To Be Live* environment.

- Perform internal sanity testing on deployment and configuration from NorthStar TEST to *To Be Live* environment.

- Santa Clara will have 2 days, per workflow, to complete User Acceptance testing.

- If a project delay is encountered due to external factors outside of NorthStar's control, and User Acceptance Testing needs to extend beyond the initial four week and subsequent two week windows for UAT remediation testing NorthStar and Santa Clara will analyze the results of this external factor on the project timeline to determine if there is a need for a change request to reflect a substantial change to the project plan, budget, or timeline.

3.3.7 NorthStar 6.4 Data Refreshes

- NorthStar will perform four successful data refreshes throughout the 6.4 upgrade and CustomerConnect update project:
  - Initial data refresh will be included with the installation of NorthStar 6.4 and update of CustomerConnect for SAT.
  - Second data refresh will be performed upon completion of SAT, in preparation for UAT.
  - Third data refresh will be performed as part of the Go LIVE rehearsal and End User training.
  - Final data refresh will be performed upon Go LIVE cutover. Any requests for additional data refreshes will be considered at an additional cost/schedule impact to the project.
- A detailed checklist will be created by NorthStar and the City, to include all tasks needed to accomplish the data refresh/database upgrade. This checklist will be monitored for errors and

updated by NorthStar as required. Criteria will be developed for what is a successful data refresh (i.e. no errors when accessing the system, all components work successfully, all customizations in place.

3.3.8 NorthStar 6.4 Go LIVE Rehearsal

- Produce a full checklist of all activities to upgrade NorthStar and update CustomerConnect, with dependencies and training.
- Install NorthStar 6.4 application on *To Be* LIVE environment.
- Upgrade database from 6.3.1 to 6.4.
- Migrate, eCARe, mCARe, Meter Exchange, EIS and Reports Anywhere to new *To Be Live* server(s) *and redirect to the NorthStar 6.4 To Be LIVE instance.*
- Refresh CustomerConnect TEST from production and walk through checklist to update to MR5.1.
- Provide a detailed checklist of all steps to deployment of AP workflows.
- Upon completion of System Acceptance testing deploy Core Suite workflow templates to Santa Clara's NorthStar *To Be* LIVE environment environment.
- Export configured rules from NorthStar TEST and import to NorthStar *To Be* LIVE environment.
- Perform internal sanity testing on deployment and configuration from NorthStar TEST to *To Be LIVE* instance.

3.3.9 NorthStar 6.4 & CustomerConnect Go LIVE Cut Over

- Produce an updated full checklist of all activities with dependencies and expected things
- Upgrade Production database from 6.3.1 to 6.4.
- Update CustomerConnect production to MR5.1 and redirect to NorthStar 6.4 LIVE.

3.3.10 NorthStar 6.4 & CustomerConnect Post LIVE

- Provide dedicated post LIVE support for forty five business days prior to transition back to NorthStar Support Services.

- Refresh NorthStar TEST database from Production.
- Create NorthStar 6.4 DEV environment.
    - Install NorthStar 6.4 application on DEV environment.
    - Install NorthStar Navs and configure access to the NorthStar Add Ons DEV servers where applicable.
    - Upon creation of 6.4 DEV environment redeploy all workflows from NorthStar TEST environment.
    - Perform internal sanity testing on deployment and configuration from NorthStar TEST to NorthStar DEV.
- Migrate, eCARe, mCARe, Meter Exchange, EIS and Reports Anywhere to new DEV server(s) and redirect to the NorthStar 6.4 DEV instance.
- Update CustomerConnect DEV to MR5.1 and redirect to NorthStar 6.4 DEV.

3.3.11 Santa Clara Responsibilities

Following are the key responsibilities of Santa Clara under this agreement:

1. Manage the project overall.
2. Ensuring NorthStar has direct, dedicated remote technical connection capabilities with administration access to any non-production server that the NorthStar applications reside on for the duration of the upgrade project.
3. Santa Clara cannot allow access to the working production system during business hours except to view and even then by arrangement. Changes to the production environment will go through change control. NorthStar will abide by the City's change processes.
4. Ensuring that underlying infrastructure for NorthStar 6.4 is acquired and installed by the required time per agreed upon project plan (Note: Minimum specifications for servers and workstations should be discussed and agreed upon at commencement of project).
5. Installing server(s) with appropriate network connectivity.
6. Installing operating system and partitioning disk space.
7. Installing database software.
8. Installing NorthStar 6.3.1 database for all 4 data refreshes.
9. Creating users at the operating system level.
10. Configuring peripheral devices (printers, scanners, cash drawers, etc.).
11. Installing VPN connection.
12. Configuring back up and maintenance routines for new database.
13. Installing Java 8 on Client workstations.

14. Testing hardware components and environment.
15. Securing of the communication between NorthStar and the Payeezy API; Payeezy and Santa Clara will chose a security methodology conbsistent with their requirements and policies. It is understood that they require security that is in line with TLS 1.2. NorthStar will be calling their API and it is the Santa Clara's responsibility to advise NorthStar how to connect securely.
16. Conducting upgrade testing, including integration and interface testing.
17. Conducting User Acceptance testing.
18. Conducting with End User Training.
19. Leading Go LIVE activities

3.3.12 Engagement Completion Criteria

NorthStar 6.4 Upgrade & Customer Connect Update

The Upgrade Engagement is deemed completed once upgraded application has been deployed to the live environment for forty five business days and that any Priority 1 items raised during that period have been resolved. NorthStar has the exclusive right to classify call types according the definitions below.

Call Type	Definition
Priority 1 – Urgent or High Priority	• System Down (Software Application, Hardware, Operating System, Database) • Impacts Critical Business Function without a workaround • Performance issues of severe nature impacting critical processes.

Priority 2 – Medium Priority	• System errors that have workarounds
	• Impact to business function is not critical:
	  • Performance issues not impacting critical processes
	  • Usability issues
	  • Workstation connectivity issues (Workstation specific)
	• Minimal or no impact to critical business function

Priority 3 – Low Priority	• Report formatting issues • Training questions, how to, or implementing new processes • Aesthetic issues • Issues with workarounds for large majority of accounts • Recommendations for enhancements on system changes • Questions on documentation

3.4 Areas Out of Scope

Anything in this section and not listed in the above "Areas within Scope" is considered out of scope for this SOW. Specific items that are currently out of scope of this engagement include:

- Business Process Review

- Additional User training if required above End-User training.
- Post Live NorthStar Refresher training if deemed required following Go LIVE.
- Migrating automated scheduled tasks – scripts generated by City of Santa Clara
- Automation Platform User training on the NorthStar workflow editor
- Customized rules or workflows
- Rules development of workflow bundles not considered within the Core Automation Suite

4 ESTIMATED TIMELINE

The estimated duration of this engagement is approximately five months. The assumption is that the Purge project, Utilization Review project, NorthStar 6.4 Upgrade project and Core Automation Suite project will kick off simultaneously. In order to accommodate this approach Santa Clara will assign Project Leads for each engagement, and each Lead will have experience in the day-to-day operations and will work closely with the NorthStar Consultants to resolve issues as required. Adherence to the project plan and timeline is critical. NorthStar will prepare a formal project plan and timeline upon acceptance of this statement of work. Santa Clara will review, provide comments on, and provide NorthStar with approval of the project plan and timeline. *See Appendix B below for sample Implementation Project Plan.*

There are a number of factors to be considered that will have an associated un-planned increase in effort and will therefore impact the project schedule. These factors are typically not determined until project kick-off and will be a key input into the final Go LIVE date and may result in additional cost. NorthStar will notify Santa Clara of any increase in effort and will provide Santa Clara with a Change Order according to section 5 Change Management Process. These factors include:

- Data:
  - Data clean-up (if required) by Santa Clara.
  - Amount of data – consideration needs to be given to the amount of historical data required and how long it will take to obtain the data.
- Peripherals:
  - An increase or replacement of equipment with the upgrade (i.e. cash drawer).

5 CHANGE MANAGEMENT PROCESS

NorthStar will maintain the SOW with formal documentation denoting agreed upon changes. Santa Clara and NorthStar may propose changes to this SOW addressing services falling outside the scope of services described in this SOW ("Change"). The Change Order form must be used for all change requests. NorthStar shall have no obligation to commence work in connection with any change until the fee and schedule impact of the change is agreed upon in a written Change Order form signed by the designated representatives from both parties.

Upon identifying the need for a change, NorthStar shall submit the change on our standard Change Order form describing the change, including the impact of the change on the schedule, fees and expenses.

Within 5 consecutive business days of receipt of the change order form, Santa Clara shall either indicate acceptance or rejection of the proposed change by signing the Change Order form or any other period of time mutually agreed to by the parties. If NorthStar is advised not to perform the change, then NorthStar shall proceed only with the original services. In the absence of Santa Clara acceptance or rejection of the Change Order, NorthStar will not perform the proposed change.

With respect to any proposed changes to the Services defined by this Agreement that do not materially impact the scope of either party's work effort required under this Agreement, the parties will cooperate in good faith to execute Change Orders in respect thereof, and will not unreasonably withhold approval of such proposed changes. If either party causes or requests a change that, in the reasonable opinion of the other party, materially impacts the scope of the parties' work effort required under this Agreement, such as, but not limited to, changes in the allocation of the resources of the Organization and of Harris applied to a task, changes in completion schedules for individual tasks or for overall implementation, and changes in staffing that require a party to provide additional work hours, the other party may propose a change to cover the additional work effort required of it. Approval of any such proposed changes will not be unreasonably withheld (it being acknowledged that any such material changes may require modifications to the consideration paid, and timelines governing, the Services), and any disputes regarding changes shall be handled initially by discussions between the parties which will be convened in good faith by the parties to resolve any such matters in dispute. Organization shall not be charged for any delays to the project schedule or changes in effort for delays that are attributable solely to the actions or inactions of NorthStar. Where delays are caused by both parties, any additional costs shall be shared in proportion to each party's contribution to the cost of those delays. A sample change order is presented in Appendix "C"

6 FEES & PAYMENT SCHEDULE

6.1 Fees

Utilization Review, Data Purge, Automation Platform & Upgrade Services			
Description	Estimated Effort (Hours)	Hourly Rate	Total
Project Management	270	$200	$54,000
Utilization Review Session	40	$200	$8,000
Utilization Review Documentation	32	$200	$6,400
Utilization Review Follow Up	8	$200	$1,600
Create Install Purge Scripts	2	$200	$400
Execute Purge Script (TEST)	6	$200	$1,200
Purge Validation Testing Support	7	$200	$1,400
*Execute Purge Scripts (production)**	5	$300	$1,500
Upgrade Preparation	24	$200	$4,800
NorthStar 6.4 Installation	40	$200	$8,000
NorthStar Add Ons Installation	20	$200	$4,000
Payeezy Integration Development	96	$200	$19,200
Payeezy Integration Validation Testing	18	$200	$3,600
NorthStar Internal Validation Testing	24	$200	$4,800
NorthStar 6.4 Product Orientation Training	12	$200	$2,400
User Acceptance Testing Support (Onsite & Remote)	140	$200	$28,000
System Acceptance Testing Support (Onsite & Remote)	100	$200	$20,000
Go LIVE Rehearsal	40	$200	$8,000
*Go LIVE Cut Over**	36	$300	$10,800
Upgrade Post LIVE Support	80	$200	$16,000
AP Core Suite Implementation	75	$200	$15,000
5% Technology, Administration& Communication Fee			$10,955
Project Total	1075		$230,055

**As this work must be performed over a weekend an after-hours premium applies to this service*

6.2 Payment Schedule

Any mutually agreed upon change controls will be billed at $200/hour when incurred. An additional amount equal of 5% of the total fees billed has been included in the fee charged to cover technology, communication and administrative costs. Price excludes any applicable taxes.

The NorthStar fees for the scope of services described in this Statement of Work, including the 5% technology, communication and administrative fee, is $230,055 USD based on fixed price plus any travel and logistics (T&L) which may be required.

Milestones & Payment Schedule

1. Contract signing – 35%, $80,519.25
2. Base solution installed within Santa Clara's non-production environment, 15%, $34,508.25
3. Completion of purge process within production environment, 10%, $23,005.50
4. User Acceptance Testing sign off received, 15%, $34,508.25
5. NorthStar 6.4 Go LIVE cut over, 15%, $34,508.25
6. Upgrade Project Acceptance (45 days post go live), 10%, $23,005.50
7. This is expressly subject to section 34 of the Agreement entitled "Retention."

Invoices are payable upon receipt.

Quote is valid for 60 days from date of delivery. After 60 days the quote will be considered expired and would need to be reassessed and re-quoted if still required.

6.3 Travel & Living Expenses

The above mentioned fees do not include any travel and per diem expenses incurred for on-site visits required for this engagement. NorthStar will adhere to the City's travel policies. All travel to be approved prior to booking. NorthStar estimates five site visits during this implementation:

- Project Kick Off with NorthStar PM (5 days), as per section 3.1 *Project Approach*
- Utilization Review Session with Application Consultant (5 days), as per section 3.2. *Areas Within Scope*
- NorthStar 6.4 Upgrade User Acceptance Testing with Application Consultant (5 days), as per section 3.2. *Areas Within Scope*
- NorthStar 6.4 System Acceptance Testing with Application Consultant (5 days), as per section 3.2. *Areas Within Scope*
- Go LIVE Rehearsal with NorthStar PM (5 days), as per section 3.1 *Project Approach*

7 TERMINATION

Unless NorthStar and/or the City of Santa Clara exercises its right to terminate this SOW due to material breach or default, NorthStar must provide, and Santa Clara must purchase, services from NorthStar for the items defined within this SOW.

If Santa Clara and/or NorthStar exercises its right to terminate this SOW due to material breach or default, or Santa Clara and/or NorthStar terminates this SOW without cause,

Santa Clara's obligation includes the following:

1. Provide notice of 10 business days for termination without cause;
2. Return the software to NorthStar and certify, under the hand of a duly authorized officer of the Organization, that all copies of the software or any part thereof, in any form, within the possession or control of the Organization have been returned to NorthStar. (if applicable)
3. Complete payment for services performed and expenses incurred prior to termination including:
    a. Any amounts previously invoiced but unpaid;
    b. Fees for services performed through the termination date which has not been invoiced; and
    c. Any approved travel and living costs.

NorthStar's obligation includes the following:

1. Provide notice of 10 business days for termination without cause;
2. Refund to Santa Clara any fees that have not been earned under this SOW through the termination date.

Under no circumstances shall NorthStar be liable for any special, indirect, consequential, punitive or incidental damages of any kind and shall not be liable for loss of profits, works stoppage, system failure or malfunction, loss of data or any other damages or losses in connection with this statement of work, even if NorthStar has been advised of the possibility of such damages. In any event, NorthStar shall not be liable to pay any amount, in the aggregate, that is greater than the fees received by NorthStar under this statement of work.

8 PROJECT ASSUMPTIONS

The services, fees and delivery schedule for this engagement are based upon the following assumptions:

8.1 General Assumptions:

- Any items not explicitly identified within this document are considered out of scope. Any changes to those responsibilities and/or deliverables will be considered a change in scope for the engagement. Any proposed change to the engagement scope must be put into written format and be submitted to NorthStar during this engagement for review and consideration.
- This engagement currently has, and will continue to have, the support of senior Santa Clara management and will be assigned sufficient priority with respect to other projects to ensure its success.
- Santa Clara will assign a Lead to act as an internal resource and guide throughout this engagement.
- Santa Clara will secure the appropriate staff in a timely fashion in order to discuss or review the various materials produced when required. It is expected that the individuals involved will have experience in Santa Clara's day-to-day operations and will work closely with the NorthStar Consultants to resolve issues as required. The main purpose of this interaction is to provide a quick and consistent response to procedural issues.
- Santa Clara will provide access and support from the IT group and any other stakeholder, as deemed necessary by NorthStar throughout this engagement.
- Santa Clara agrees to facilitate any required corporate logistics for the fulfillment of this agreement.
- Santa Clara will provide the appropriate remote access to its network, facilities, and systems as may be required to perform activities from one of NorthStar's locations. NorthStar shall abide by all rules and directions of Santa Clara when accessing the Santa Clara's network, facilities or systems.
- Santa Clara to ensure the appropriate staff are available to work with the NorthStar resources while onsite for the Utilization Review. It is expected that the individuals identified will have experience in the day-to-day operations and will work closely with the Consultants to resolve issues, requests or questions as required.

- NorthStar will not change staffing without consulting Santa Clara.
- Should Santa Clara have concerns with regards to any of the NorthStar resources assigned to their engagement they will advise the NorthStar VP of Professional Services, who will work with them to mutually resolve staffing concerns
- Santa Clara can request key NorthStar resources to be assigned to their engagement and NorthStar will take these requests into consideration when resourcing the Santa Clara project.
- Santa Clara will provide a training room complete with workstations for their staff for the NorthStar onsite activity. This is to allow the NorthStar Consultant and Santa Clara Team members to focus on the implementation activity without any external interruptions.
- All documentation provided by Santa Clara shall be up-to-date and accurate or if that is not the case, advise NorthStar as such.
- All hardware, software, and network components supplied by Santa Clara are working properly and are free of defects and will meet minimum hardware standards provided during the engagement.
- All third-party software and hardware products are assumed to perform correctly in Santa Clara's environment, in accordance with the appropriate third-party vendor's specifications.
- To minimize project costs, majority of project work will be performed at one of the NorthStar's locations. NorthStar will determine the project activities requiring performance onsite.
- Price does not include Santa Clara approved travel and living expenses that may be required as part of the delivery of the engagement. (i.e. air fare, car rental, gas, per diem and hotel) NorthStar will work with Santa Clara to identify most cost effective accommodations for Santa Clara's onsite activities that are mutually agreed upon.
- Any new NorthStar add-ons currently not within the North Star 6.3.1 environment will be considered at an additional cost and effort.

8.2 Purging Assumptions:

- NorthStar 6.3.1 LIVE, TEST & DEV 6.3.1 applications have identical code base and configurations.
- The Purge process for the LIVE instance will need to be run over a weekend to ensure there is no impact on in the production environment.
- Santa Clara will not perform any data refreshes of the NorthStar TEST system during the Purge validation testing phase. Should a data refresh be required there will be an additional charge for NorthStar to execute the purge scripts.

8.3 NorthStar 6.4 Upgrade Project Assumptions

- NorthStar LIVE, TEST & DEV instances are at the same release level. NorthStar MDM will require a code merge of the applicable MDM programs to the NorthStar 6.4 base code. MDM specific work, such as the code merge mentioned above, will be funded by the City's MDM project. The City agrees to pay for the code merge effort as part of their MDM project. *MDM activity will not be part of the NorthStar 6.4 upgrade project, but will be scoped separately at a later date.*

- Santa Clara data provided will be complete and clean. It is the responsibility of Santa Clara to clean data if deemed required due to the identification of inaccurate entries. However if there are issues in the 6.3.1 software that have allowed invalid data to be entered into system unknowingly to Santa Clara – NorthStar will address these issues.
- All data refreshes will be performed during regular business hours, 8:00 a.m.-5:00 p.m. PST, with the exception of Live cut-over which will be performed over a weekend
- For the Payeezy integration development NorthStar NorthStar will have access to a functioning Payeezy API accessible from the NorthStar Development environment.
- Santa Clara has no special print handling requirements; ex: paper source, special commands, etc.

8.4 NorthStar Core Automation Suite Project Assumptions

- The Core Automation suite consists of 19 workflows. NorthStar will configure up to a maximum of 30 business processes using the core 19, should multiple iterations of a workflow be required. If additional instances of a workflow are requested or required a change order will be provided by NorthStar.
- NorthStar Core Suite deployment, configuration and testing services will be completed remotely. NorthStar will make sure the version of 6.4 they install is appropriate for this complete SOW. As they are being developed simultaneously.
- Santa Clara resources will be available as required. It is expected that the individuals identified will have experience in the day-to-day operations and will work closely with the technical consultant to resolve implementation issues and answer checklist questions as required. The main purpose for this interaction is to provide a quick and consistent response to issues so that the technical consultant is not required to contact a large number of users. Any delays in the project due to Santa Clara's resource availability will be subject to a CO.
- Santa Clara's staff will perform acceptance testing as per the timelines provided in the project plan.
- If a project delay is encountered due to external factors outside of NorthStar's control, NorthStar and Santa Clara will analyze the results of this external factor on the project timeline to determine if there is a need for a Change Request to reflect a substantial change to the project plan, budget, or timeline.

9 APPENDIX A – NORTHSTAR 6.4 – TYPICAL HARDWARE RECOMMENDATIONS

Optimal Hardware	Optimal Software
NorthStar CIS 6.4 Application & Database Server • Quad Xeon Processor (required) • 2 x Quad Xeon Processor (recommended) • 64GB Memory • 1000GB 15K (minimum) • 1000GB 15K SSD or SSHD (recommended)	NorthStar CIS 6.4 Application & Database Server • Windows 2012 64 Bit • Wildfly • Java 8.0 • SQL Server 2012
NorthStar CIS Production Extension Server (Reports Anywhere, eDocs) • Dual Xeon Processor • 16GB Memory • 2 X 72GB 15K SAS Drives	NorthStar CIS Production Extension Server • Windows 2012 Standard 64 bit
NorthStar CIS Production Extension Server (CustomerConnect) • Dual Xeon Processor • 32GB Memory • 500GB 15K SAS Drives	•
NorthStar CIS 6.4 Client Computer • Quad Core CPU (Intel Core2, AMD Phenom...) • 40GB hard drive (orhigher) • 4GB Memory (minimum) • 8GB Memory (recommended) • Minimal resolution: 1360 x 786	NorthStar CIS 6.4 Client Computer • Windows 10 (32 or 64) • Windows 7 (32 or 64) • JRE 6.0 or latest • Microsoft Office 365 or Pro Plus

10 APPENDIX B – SANTA CLARA CUSTOMERCONNECT MODIFICATIONS

Issue Type	Key	Summary
Enhancement	CCS-2241	Add HSTS support
Enhancement	CCS-2205	Create an audit trail of all emails sent out of CustomerConnect
Enhancement	CCS-2186	Generate temporary passwords so Admin/Csr's can assist customers in resetting passwords
Enhancement	CCS-2184	Replace 'X' as logoff
Enhancement	CCS-2183	Credit card expiration should not be a calendar
Enhancement	CCS-2181	Pre-populate customer info in one-time payment
Enhancement	CCS-2144	Provide a viewable audit trail for one-time payments
Enhancement	CCS-2095	Move in registration form note should be configurable
Enhancement	CCS-2091	Ability to mask account number and occupant code and not print user ID in emails
Enhancement	CCS-2015	Convert all text to uppercase when transferring to CIS
Enhancement	CCS-2013	Information Viewable when Transferring Service Orders
Enhancement	CCS-2009	Text on Create service order page should be configurable
Enhancement	CCS-1962	Customer portal links customizable
Enhancement	CCS-1951	Registered Move in: should be able to create a move in that does not generate a move out
Enhancement	CCS-1945	Hide bank name label
Enhancement	CCS-1941	Refine the look of the external move-in questionnaire form
Enhancement	CCS-1940	Have the ability to change the link label for 'Click Me'
Enhancement	CCS-1936	Search by email address in Search Service Orders in CustomerConnect returns no result
Enhancement	CCS-1884	Payments made through Cybersource do not send email receipt
Enhancement	CCS-1872	Add a custom note to explain the selected service order
Enhancement	CCS-1871	Provide support for iPad and other mobile devices.
Enhancement	CCS-1870	Notification alerts amount does not include a sum total from all services
Enhancement	CCS-1868	Print from print analyzer
Enhancement	CCS-1866	Allow for 'Payment Plan' tab name to be configurable

Enhancement	CCS-1857	Review and adjust Login form to enhance usability
Enhancement	CCS-1856	Auto-tab when entering the phone number, in between sets of numbers
Enhancement	CCS-1854	No reading history should show N/A instead of blank
Enhancement	CCS-1853	When NorthStar is not available, CustomerConnect should display a message
Enhancement	CCS-1852	Filter by Date Range Calendar month drop down
Enhancement	CCS-1851	Payment plan disclaimer should be different after signup
Enhancement	CCS-1849	Allow past due notices to also be displayed as one for all services
Enhancement	CCS-1838	CC - Need ability to disable CC footer (since we already have a marketing footer
Enhancement	CCS-1805	Various Issues on the bill pay screen
Enhancement	CCS-1804	Pay My Bill Screen Issues
Enhancement	CCS-1780	Various items for bill pay screen
Enhancement	CCS-1757	creating a service order - have a mouseover text over the '+' sign as an indication to create service order
Enhancement	CCS-1622	CustomerConnect should pull Stat holidays from Holidays when choosing a service date
Enhancement	CCS-1612	Make legacy user registration message configurable
Enhancement	CCS-1534	Need to provide integration to Cybersource for credit card processing

11 APPENDIX C – PURGE FOR SQL SERVER

Objective

The purpose of this document is to outline the steps for using the purge process developed for NorthStar SQL Server environments.

The purge process has been grouped into like lists of tables. Billing history, for example groups the balance history, cashiering history and journal history tables. When running the purge users can select as many or as few groups as they wish. An additional benefit of running by groups is that it allows the option of selecting different dates to be used for different groups. For example, billing history can by purged for '2008-12-31' and reading history can be purged for '2007-01-01'

Three stored procedures have been developed. They do not need to be run together and all three will operate separately. The first procedure is ***sp_PurgeData*** that will allow the user to select which table grouping they wish to purge, a destination database and a purge date, then delete those tables from the source database (depending on which database the procedure is running) .. The user will tell the program which table grouping should be purged. More detail is given below in the examples. The third procedure, ***sp_PurgeFinals***, is to purge "finalled" accounts that have no balance and a zero balance on any deposits.

The five groupings are:

Billing History

pu_balance_hist
pu_balance_his_d
puusgbld
pu_defer_ard
pucrscore
pu_misc_bill
pujhaccd
pujhstat
pujhmtrd
pujhcrbd
pu_pay_arrangh
pu_pay_arrange
ichrecpt
ichtrand
ichmiscd
ichpaymd
ichappld
ichinvoice

Reading History

pu_elec_hist
pu_water_hist
pu_gas_hist

Call History

csrletrd
csr_acct-addr
csr_acct_info
csr_contacts
csraccount
csraccount_pay
csracssah
csrcalld
csrcchgd
csrcglref
csrcmpld
csrcustr
csrhours
csrletrh
csrpypln
csrsched
csrstatd

Comment History

pu_pcb_comments

Alerts

tick_list

Audit Events History

audit_evnts

Purge Process

The purge process has been broken out by module and allows the user to control which sets of tables are purged.

Arguments:

1. Database name
2. Table grouping, the names of the groups are as follows:

call_hist
billing_hist
reading_hist
comment_hist
audit_events
ticklers

3. Purge date

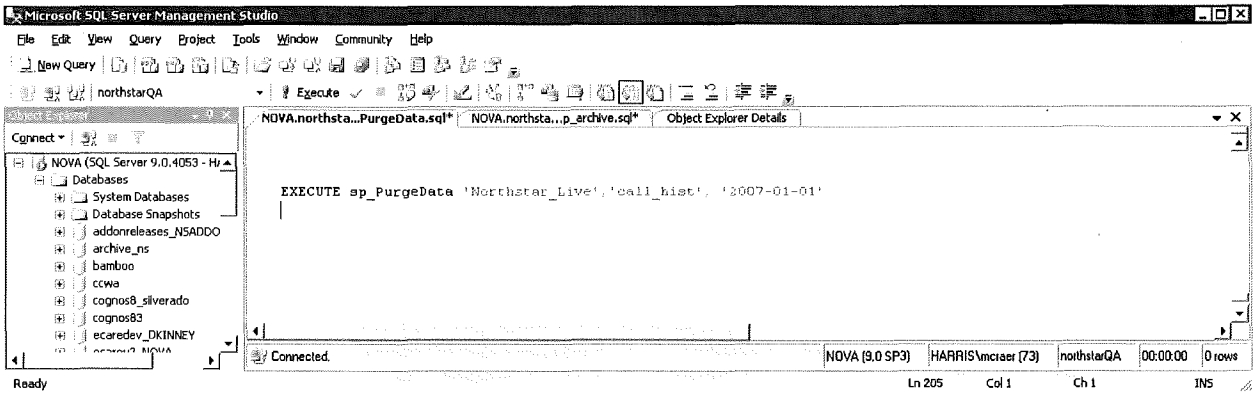

In the example above all tables in the call history group will be purged on the NorthStar_Live database prior or equal to 2007-01-01. You don't need to be running the procedure from the database where you are purging, as long as it is on the same server you are currently connected to.

Purge Finalled Accounts

This stored procedure will delete all accounts, services and history from any accounts that meet **ALL** of the following criteria:

1. All services on the account are finalled
2. All services on the account have a zero balance
3. The account has a zero balance on deposits (if any)

For those accounts that pass the above tests the stored procedure will remove all history , deposit, payment plan, service and account information for that account, occupant combination.

This procedure should only be run after the above purge procedure has been run.

There is only one argument that needs to be passed in, the name of the database.



12 APPENDIX D – SAMPLE CHANGE ORDER

ORGANIZATION NAME: CITY OF SANTA CLARA, CA

Vendor: NorthStar Utilities Solutions; a Division of Harris Computer Systems

Date:

Change Order Number: XX

Project Description: NorthStar Upgrade Project

Requested By: City of Santa Clara, CA Project Manager

Scope of Change Requested:

-

Assumptions and Other Requirements:

-

Reason for Change Request:

-

Start Date:

Cost Impact ☐ No Cost Impact

☐ Cost Increase of

☐ Cost Decrease of

Schedule Impact

QUOTATION & PAYMENT TERMS	NOTES AND ATTACHMENTS
- XX % due on signing -	

A signature below will serve as authorization to proceed with this quotation. Please sign and return this by fax to: 613-482-4874.

Approval (signature and date):

City of Santa Clara Approval _____

City of Santa Clara Project Manager _____

NorthStar Project Manager _____

Change is ☐ ***Approved*** ☐ ***Denied*** ***Date*** _____

Statement of Work

City of Santa Clara

Core Automation Suite Subscription

NORTH|STAR™
UTILITIES SOLUTIONS

Prepared for:
City of Santa Clara, CA
August 17, 2017
Version 2.1

SOW VALID UNTIL: November 17, 2017

Revision Control

Document Title: City of Santa Clara – Harris NorthStar – Core Automation Suite Subscription SOW
Author: NorthStar Professional Services
File Reference: City of Santa Clara - Harris NorthStar - **Core Automation Suite Subscription SOW**.Docx

Version	Date	Author	Details / Comments
Version 1.0	2016/02/09	Carrie Lawlor	Version 1
Version 1.1	2016/06/13	Mary Lee Whitehead	Edits as per Santa Clara review
Version 1.2	2017/08/08	L Faulker	Inclusion of Terms and Conditions
Version 2.1	2017-08-17	L. Faulkner	Change of Format. City Exhibit A and NS Sow moved per Santa Clara's instruction. Milestone page removed. Version # and dates updated.

1 LICENSE – CORE AUTOMATION SUITE

1.1.1 Grant of Licenses

a. Subject to the terms and conditions herein, NorthStar hereby grants to Santa Clara a Corporate, non-exclusive, non-transferable and limited right and license to use the Software in object code format on the NorthStar CIS computer system (the "License") in consideration for the payment of the License fees. All Releases installed by Santa Clara are subject to this License. This License and the other terms and conditions related to this License do not apply to Third Party Software.

b. Santa Clara may duplicate Documentation, at no additional charge, for Santa Clara's permitted uses so long as all required proprietary markings are retained on all duplicated copies.

c. As between NorthStar and Santa Clara, NorthStar reserves all rights, title and interest in and to the Software not expressly granted herein and the License specifically excludes all such reserved rights, title and interest.

d. Any Software furnished by NorthStar in machine-readable form may be copied in whole or in part by Santa Clara for use on the Designated Computer System, access to which by Users can be from any computer terminal, whether internal to or external to Santa Clara's facility incorporating the Designated Computer System. To the extent that any temporary files associated with the Software are created during such use on terminals those temporary files are permitted under this License but only for such time that the temporary files are actually required. Santa Clara agrees that the original copy of all Software furnished by NorthStar and all copies thereof made by Santa Clara are and at all times remain the sole property of NorthStar.

e. Any License granted under this SOW permits Santa Clara to: (i) use the Software for its City billing and related purposes including, but not limited to, performing testing, disaster recovery, disaster testing, training, archival and backup as Santa Clara deems necessary, and (ii) use, copy and modify the Documentation for the purpose of creating and using training materials relating to the Software. Access to and use of the Software by independent contractors of Santa Clara shall be considered authorized use under this Section so long as any such independent contractors are bound by obligations of confidentiality and have been approved by NorthStar in advance of the independent contractors' access to the Software. Santa Clara shall be responsible for (i) all of the actions of and (ii) any misuse of the Software by any independent contractor.

f. Software is licensed for use by the current number of NorthStar CIS users and on the current operations of Santa Clara. Any change in the number of users of NorthStar CIS or a material increase in the Santa Clara's business, such as through acquisition of another City, would require additional licensing.

g. Santa Clara may purchase additional Software Licenses at the time such Licenses become necessary at NorthStar's then current prices and terms.

1.1.2 Term of License

The Subscription license commences at completion of milestone 4, User Acceptance Testing sign off. The initial term of this SOW is 3 years and Santa Clara cannot terminate the subscription within the 3 year term. The Subscription may be renewed annually thereafter.

1.1.3 Restrictions on Use

a. Santa Clara shall not, and will not allow, direct or authorize (directly or indirectly) any other party to: (i) use the Software for any purpose other than in connection with Santa Clara's primary business or operations; (ii) disassemble, de-compile, reverse engineer, defeat license encryption mechanisms, or translate any part of the Software, or otherwise attempt to reconstruct or discover the source code of the Software except and only to the extent that applicable law expressly permits, despite this limitation; (iii) modify or create derivate works of the Software; (iv) rent, lease, lend, license, sell or use the Software for timesharing or bureau use or to publish or host the Software for others to use; or (v) take any actions that would cause the Software to become subject to any open source or quasi-open source license agreement. Santa Clara shall be wholly liable to NorthStar for any misuse of the Software and these restrictions are absolute except as and only to the extent that this SOW may expressly permit Santa Clara to do otherwise

b. The Software and related materials supplied by NorthStar are protected by copyright and trademark laws. The Software is licensed and may not be resold by Santa Clara. Any rights not expressly granted herein are reserved. Santa Clara may not obscure, remove or otherwise alter any copyright, trademark or other proprietary notices from the Software and related materials supplied by NorthStar.

1.1.4 Ownership of Software & Confidential Information

a. Santa Clara acknowledges that the Software contains proprietary information and Confidential Information of NorthStar which shall, at all times, remain the property of NorthStar.

b. Santa Clara will take the same care to safeguard the Software as it takes to safeguard its own Confidential Information of a like nature and such care shall not be any less than would be taken by a reasonable person to safeguard its own confidential information.

c. In order to assist NorthStar with the protection of its proprietary information and Confidential Information and to enable NorthStar to ensure that Santa Clara is complying with its obligations, Santa Clara shall permit NorthStar to visit during normal business hours any premises at which the Software is used or installed and shall provide NorthStar with access to its Software. NorthStar shall provide Santa Clara with reasonable notice of any such audit.

1.1.5 Ownership & Disposition of Documents

b. All materials and documents which were developed or prepared by NorthStar for general use and which are not the copyright of any other party or publicly available, including educational materials, the Software and any other computer applications, shall continue to be the property of NorthStar. The parties agree that no materials or documents are being created for Santa Clara by NorthStar under this SOW as of the effective date.

2 CORE AUTOMATION SUITES WORKFLOW

GL Archive Workflow

- NorthStar's GL Archive workflow is designed to run the full GL Archive process from Load and File Create through to running the GL Report and Interface Posting Archive. The workflow can be scheduled to run at night, eliminating the need to coordinate running the Archive process with resources performing live activities. The integration file to the financial system is available automatically and users begin balancing activities immediately upon open of day. Users can spend more time analyzing GL transactions rather than waiting for them to process.

AP Archive Workflow

- NorthStar's AP Archive workflow is designed to run the full AP Archive process from Load and File Create through to running the AP Report and AP Archive. The workflow is scheduled to run at night, eliminating the need to coordinate running the Archive process with resources running Refund Journals during daily processing. The integration file to the Accounts Payable system is available automatically and Accounts Payable Clerks can begin processing customer refunds immediately at start of day.

Financial Reporting Bundle

- NorthStar's Financial Reporting Bundle includes the following NorthStar reports:
    - Trial Balance By Service/Trial Balance By Account
    - Summary Trial Balance By Account
    - Accounts Deposit Listing
    - Customer Deposit Listing
    - Aging Report
    - A/R Aging Report By Service/A/R Aging Summary
- The reporting bundle is scheduled to run at night, eliminating the need to coordinate running financial reports and processes with resources performing live activities. Users begin balancing activities immediately upon open of day, freeing up several hours of time wasted waiting for the processes to run. Users can spend more time analyzing Financial reports rather than waiting for them to process

Meter Reading Workflow

- NorthStar's Meter Reading Automation workflow automatically runs the Reading Load based on a Customer's predefined reading requirements, as generally defined in NorthStar's Meter Reading Schedule. The Import File Creation and Export file Translation are automatically processed, allowing the Automation Platform to generate the Meter Reading Verification report, saving the report for exceptions handling. Scheduling meter readings in advance and allowing NorthStar to load the meters and create the Import file(s) can increase reliability and decrease dependence on individuals. Files can be processed overnight so meter readers can begin reading their routes first thing in the morning. Once the reads have been completed, let the workflow bring the reads back into NorthStar and have the verification reports ready and waiting at the earliest possible moment. No wasted time and issues resolved more quickly leads to more efficient billing!

Billing Workflow

- NorthStar's Billing workflow automates the processing tasks associated with billing. This includes calculating the bills upon transferring to billing and generating the Verification Listing as well as completing the final steps of Journal Print and Post. Automating the various steps of a batch can result in less load on NorthStar during business hours as well as more appropriate use of the Billing Department's time. Calculation and verification listings can be completed automatically and be made available for review upon completion. Journal print and post can be sequenced to run prior to G/L automation to ensure that the day's activity is included in the correct G/L interface file. Automating these processes results in billers being able to concentrate on exceptions processing rather than waiting for processes to run.

Pre-Authorized Payment Workflow

- NorthStar's Pre-Authorized Payment Automation workflow automatically processes your pending Pre-Authorized payments by transferring them to cash, printing and archiving your Cashiering Journal Print and posting payments to customer's accounts on the applicable payment date. Automating the processing of Pre-Authorized payments ensures payments are posted directly to customer's accounts on the due date without having to maintain external schedules or calendar reminders to manually post. The process can be scheduled to run at night so the payments are posted immediately at start of day. This reduces conflicts with Collection activities as well as the incidence of incorrectly applied interest charges or late fees, and the resulting reversals.

Lockbox Payment Workflow

- NorthStar's Lockbox Payment workflow automatically processes your Lockbox Import. The import is then followed by printing and archiving the Pre-Transfer Listing, transferring the payments to cash, printing and archiving the Cashiering Journal and Posting payments to customer's accounts. Automating the Lockbox process ensures payments are posted to accounts in a timely fashion. The process can be configured to run at night and throughout the day ensuring payments are posted prior to Credit Control loads running, reducing conflicts with Collection activities as well as the incidence of incorrectly applied interest charges or late fees, and the resulting reversals. Automating this process also frees up users to handle Lockbox Transfer exceptions and contact customers who may be using incorrect banking information on their payments.

Web Payment Workflow

- NorthStar's Web Payment workflow automatically processes your Web Payment Transfer to Cashiering. The transfer is then followed by printing and archiving the Cashiering Journal and Posting payments to customer's accounts. Automating the Web Payment process ensures payments are posted to accounts in a timely fashion. The process can be configured to run at night ensuring payments are posted prior to Credit Control loads running, reducing conflicts with Collection activities as well as the incidence of incorrectly applied interest charges or late fees, and the resulting reversals. Automating this process also frees up users to concentrate on walk in customer traffic and handling exceptions such as misapplied payments.

Credit Control Workflow

- NorthStar's Credit Control Automation workflow creates Credit Control batches and runs the Aging or Auto Load within Credit Control, loading delinquent accounts into the Credit Control Batch for exceptions and collections processing. By running the process at night, users are unaffected by the load and conflicts with payment processing are avoided. Credit resources can immediately begin exceptions and collections handling upon open of business day resulting in earlier Notice delivery and/or disconnections. Best of all,

the Credit Department will be freed up to concentrate on Customer Service rather than monitoring the process.

Write Off Workflow

- NorthStar's Write Off workflow includes the automation of the Write Off process. Creation of the Write Off batch, loading the accounts, creating and saving the journal and posting the transactions are all available with this workflow. The Write Off process can be configured to run at a predefined time such as at month end, and for various scenarios such as credit balances, small balances write off etc.. The Write Off workflow allows Utilities to define the required parameters and load the accounts with no manual intervention required. The remaining tasks, the Journal Print and Post processes are also included in this workflow. By automating the Write Off process users spend less time completing this manual process and can be more proactive in their collection efforts to minimize bad receivables moving forward.

Reverse Write Off Workflow

- NorthStar's Reverse Write Off workflow includes the automation of the Reverse Write Off process. Creation of the Reverse Write Off batch, loading the accounts, creating and saving the journal and posting the transactions are all available with this workflow. By configuring the Reverse Write Off workflow to automatically run on a predefined schedule you eliminate the need to track and communicate bad debt payments manually. Payments through Lockbox or the Web are identified for reversal automatically with no manual intervention. Automate your write off reversals to ensure you are recovering your bad debt expense in a timely fashion.

Balance Transfer Workflow

- NorthStar's Balance Transfer Workflow creates Balance Transfer batches, loading accounts using the Filtered Method. The process identifies accounts with like Debtor Numbers to move balances between. Final steps of the rule include generating and saving the Journal and Posting the transactions to the individual accounts. This workflow is typically configured to run for credit balance transfers after posting Final Billing and once per month for debit balance transfers. Automating this process frees up both system and human resources to other tasks that require human intervention and allows NorthStar to handle the process outside of normal business hours.

Late Payment Journal Workflow

- NorthStar's Late Payment Workflow automatically loads accounts for Late Payment processing. The workflow loads accounts and is followed by generating and archiving the Late Payment Journal and Posting Late Payment to customer's accounts. The process can be configured to run over night to ensure Late Payment appears on accounts immediately at start of business day, providing accurate cash and collections balance amounts.

Overdue Interest Journal Workflow

- NorthStar's Overdue Interest Workflow automatically loads accounts for Overdue Interest processing. The workflow loads accounts and is followed by generating and archiving the Overdue Interest Journal and Posting Overdue Interest to customer's accounts. The process can be configured to run over night to ensure Overdue Interest appears on accounts immediately at start of business day, providing accurate cash and collections balance amounts.

Deposit Interest Workflow

- NorthStar's Deposit Interest Workflow automatically loads accounts into the Refund Journal for Deposit Interest processing. The workflow loads accounts and is followed by generating and archiving the Deposit Interest Refund Journal and Posting Deposit Interest to customer's accounts. This workflow is scheduled to run at night at month/year end eliminating the need to wait for the interest to be posted prior to beginning balancing activities. It also frees up time wasted waiting for the processes to run allowing users to spend more time on analyzing month/year end financial reports and results.

Deposit Refund Workflow

- NorthStar's Deposit Refund Workflow automatically loads accounts into the Refund Journal for Deposit Refund processing based on predefined refund requirements. The workflow loads accounts and is followed by generating and archiving the Deposit Refund Journal and Posting Deposit Refunds to customer's accounts. The workflow can run on a predefined schedule and will load and process accounts that are eligible for refund based on the Utility's refund rules. Automating this process frees up reps to concentrate on collection of deposits from poor paying customers and other collection processes requiring much more manual intervention and attention.

Credit Refund Workflow

- NorthStar's Credit Refund Workflow automatically loads accounts into the Refund Journal for Credit Refund processing. The workflow loads credit balance accounts for refund and is followed by generating and archiving the Credit Refund Journal and Posting the refunds to customer's accounts. The Credit Refund workflow is typically configured to automatically run after Final Billing post and the Balance Transfer Program has been run. The process is configured to locate final accounts with a remaining credit to be refunded through Accounts Payable. Automating this process frees up both system and human resources to other tasks that require human intervention and allows NorthStar to handle the process outside of normal business hours.

Reverse from Balance History Workflow

- NorthStar's Reverse from Balance History Workflow allows users to select Late Payment, Overdue Interest (from OI Journal) or Extra Charges to reverse from a customer's account. The process automatically loads the reversing entry into the Extra Charge Journal and can run the process through to post. The Reverse from Balance History workflow allows users to perform on demand reversals of Late Payment, Overdue Interest (from OI Journal) or Extra Charge entries. The process immediately updates the customer's account, ensuring an accurate balance for cash and collection purposes. The process is easy and streamlined, allowing CSRs to process the adjustment with a simple right click of the mouse.

Automation Platform Maintenance Workflow

- NorthStar's Automation Platform Maintenance workflow purges and archives the Event and Payload data that is used by and/or generated through the various rules in use by the Automation Platform. The Automation Platform Maintenance workflow ensures the automation tables maintain a reasonable size and that remaining data is easily accessible to the rules and workflows that require it. Regular maintenance minimizes performance issues due to volume of data ensuring workflows run smoothly and without interruption.

3 FEES & PAYMENT SCHEDULE

3.1 Subscription Fees

Core Automation Suite Subscription			
Year 1 subscription fee		$15,000	$15,000
Year 2 subscription fee		$15,525	$15,525
Year 3 subscription fee		$16,068	$16,068

The Subscription license commences at completion of milestone 4, User Acceptance Testing sign off. The initial term of this SOW is 3 years and Santa Clara cannot terminate the subscription within the 3 year term. The Subscription may be renewed annually thereafter.

4 TERMINATION

Unless NorthStar and/or Santa Clara exercises its right to terminate this SOW during the implementation stage due to material breach or default, NorthStar must provide, and Santa Clara must purchase, services from NorthStar for the items defined within this SOW.

If Santa Clara and/or NorthStar exercises its right to terminate this SOW during implementation stage due to material breach or default

Santa Clara's obligation includes the following:

1. Return the software to NorthStar and certify, under the hand of a duly authorized officer of Santa Clara, that all copies of the software or any part thereof, in any form, within the possession or control of Santa Clara have been returned to NorthStar. (if applicable)
2. Complete payment for services performed and expenses incurred prior to termination including:
    a. Any amounts previously invoiced but unpaid;
    b. Fees for services performed through the termination date which has not been invoiced; and
    c. Any approved travel and living costs.

NorthStar's obligation includes the following:

1. Refund to Santa Clara any fees that have not been earned under this SOW through the termination date.

Under no circumstances shall NorthStar be liable for any special, indirect, consequential, punitive or incidental damages of any kind and shall not be liable for loss of profits, works stoppage, system failure or malfunction, loss of data or any other damages or losses in connection with this statement of work, even if NorthStar has been

advised of the possibility of such damages. In any event, NorthStar shall not be liable to pay any amount, in the aggregate, that is greater than the fees received by NorthStar under this statement of work.

APPENDIX E – SAMPLE IMPLEMENTATION PROJECT PLAN

ID	Task Name	Duration	Start	Finish
1	**Santa Clara NS Upgrade & Core Automation Suite**	**123 days**	**Jan 2 '17**	**Jun 21 '17**
2	General PM and oversight	123 days	Jan 2 '17	Jun 21 '17
3	**Archive & Purge Project**	**60 days**	**Jan 2 '17**	**Mar 24 '17**
4	**Archive**	**15 days**	**Jan 2 '17**	**Jan 20 '17**
5	Plan, install & run in TEST	1 wk	Jan 2 '17	Jan 6 '17
6	Customer review & approval	1 wk	Jan 9 '17	Jan 13 '17
7	Install & run in Production	1 wk	Jan 16 '17	Jan 20 '17
8	**Purge**	**15 days**	**Jan 23 '17**	**Feb 10 '17**
9	Plan, install & run in TEST	1 wk	Jan 23 '17	Jan 27 '17
10	Customer review & approval	1 wk	Jan 30 '17	Feb 3 '17
11	Install & run in Production	1 wk	Feb 6 '17	Feb 10 '17
12	User Acceptance	30 days	Feb 13 '17	Mar 24 '17
13	Archive & purge project complete	0 days	Mar 24 '17	Mar 24 '17
14	**Utilization Review Project**	**16 days**	**Jan 2 '17**	**Jan 23 '17**
15	Preparation	1 wk	Jan 2 '17	Jan 6 '17
16	Onsite review	1 wk	Jan 9 '17	Jan 13 '17
17	Produce document	1 wk	Jan 16 '17	Jan 20 '17
18	Remote follow-up session	1 day	Jan 23 '17	Jan 23 '17
19	Utilization review project complete	0 days	Jan 23 '17	Jan 23 '17
20	**Upgrade Project**	**110 days**	**Jan 2 '17**	**Jun 2 '17**
21	**Test and Live Instance**	**110 days**	**Jan 2 '17**	**Jun 2 '17**
22	**Preparation**	**40 days**	**Jan 2 '17**	**Feb 24 '17**
23	Install NS and add-ons	1 wk	Jan 2 '17	Jan 6 '17
24	Review custom mods & integrations	3 wks	Jan 9 '17	Jan 27 '17
25	Develop site-specific tests scripts	3 wks	Jan 30 '17	Feb 17 '17
26	Confirm solution is ready for UAT	1 wk	Feb 20 '17	Feb 24 '17
27	**System acceptance testing**	**20 days**	**Feb 27 '17**	**Mar 24 '17**
28	NS orientation session	1 day	Feb 27 '17	Feb 27 '17
29	Onsite testing support	2 wks	Feb 27 '17	Mar 10 '17
30	User acceptance testing	4 wks	Feb 27 '17	Mar 24 '17
31	**User Acceptance testing**	**20 days**	**Mar 27 '17**	**Apr 21 '17**
32	Onsite testing support	2 wks	Mar 27 '17	Apr 7 '17
33	System acceptance testing	4 wks	Mar 27 '17	Apr 21 '17
34	**Go-live**	**30 days**	**Apr 24 '17**	**Jun 2 '17**
35	Go-live rehearsal	1 wk	Apr 24 '17	Apr 28 '17
36	Go-live cutover	1 wk	May 1 '17	May 5 '17
37	Post go-live support	20 days	May 8 '17	Jun 2 '17
38	**Dev Instance**	**20 days**	**Apr 24 '17**	**May 19 '17**
39	Install NS and add-ons	1 wk	Apr 24 '17	Apr 28 '17
40	UAT	3 wks	May 1 '17	May 19 '17
41	Upgrade project complete	0 days	Jun 2 '17	Jun 2 '17
42	**Automation Platform Project**	**110 days**	**Jan 2 '17**	**Jun 2 '17**
43	**Install & configure**	**25 days**	**Jan 2 '17**	**Feb 3 '17**

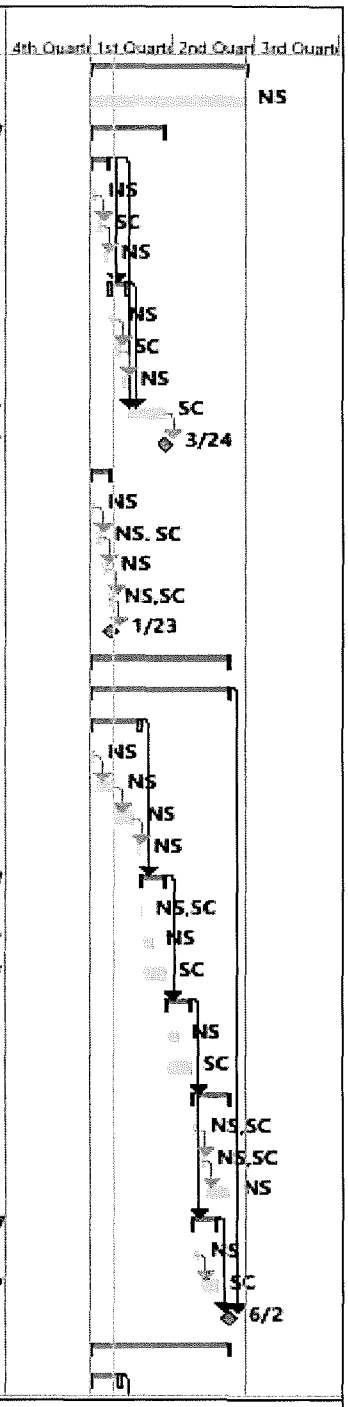

Page 1

ID	Task Name	Duration	Start	Finish
44	Deploy to Dev environment	1 wk	Jan 2 '17	Jan 6 '17
45	Review & complete checklists	2 wks	Jan 9 '17	Jan 20 '17
46	Configure per checklists	2 wks	Jan 23 '17	Feb 3 '17
47	**User acceptance testing**	**25 days**	**Feb 6 '17**	**Mar 10 '17**
48	User acceptance testing	3 wks	Feb 6 '17	Feb 24 '17
49	Refinements and changes	5 wks	Feb 6 '17	Mar 10 '17
50	**System acceptance testing**	**45 days**	**Mar 13 '17**	**May 12 '17**
51	Install & configure API's in Test environment	1 wk	Mar 13 '17	Mar 17 '17
52	System acceptance testing	3 wks	Mar 20 '17	Apr 7 '17
53	Refinements and changes	5 wks	Apr 10 '17	May 12 '17
54	**Go-live**	**15 days**	**May 12 '17**	**Jun 2 '17**
55	Install & configure in Live environment	1 wk	May 15 '17	May 19 '17
56	Post go-live support	2 wks	May 22 '17	Jun 2 '17
57	Automation platform project complete	0 days	May 12 '17	May 12 '17

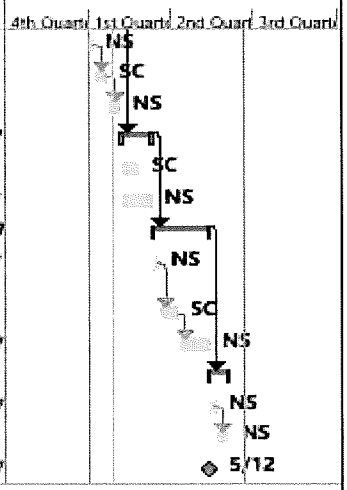

Page 2

AGREEMENT FOR THE PERFORMANCE OF SERVICES BY AND BETWEEN THE CITY OF SANTA CLARA, CALIFORNIA, AND NORTHSTAR UTILITIES SOLUTIONS

EXHIBIT B

FEE SCHEDULE

Contractor shall bill at the rates and upon the schedules set forth in the two "Statement of Work" documents attached to Exhibit A, and such payment are expressly subject to section 34 of the Agreement, entitled "Retention."

In no event shall the amount billed to City by Contractor for services under this Agreement exceed two hundred seventy-six thousand six hundred forty eight ($276,648.00), subject to budget appropriations.

AGREEMENT FOR THE PERFORMANCE OF SERVICES BY AND BETWEEN THE CITY OF SANTA CLARA, CALIFORNIA, AND NORTHSTAR UTILITIES SOLUTIONS

EXHIBIT C

INSURANCE REQUIREMENTS

Without limiting the Contractor's indemnification of the City, prior to commencing any of the Services required under this Agreement, the Contractor shall provide and maintain in full force and effect, at its sole cost and expense, the following insurance policies with at least the indicated coverages, provisions and endorsements:

A. COMMERCIAL GENERAL LIABILITY INSURANCE

1. Commercial General Liability Insurance policy which provides coverage at least as broad as Insurance Services Office form CG 00 01. Policy limits are subject to review, but shall in no event be less than, the following:

   $1,000,000 Each Occurrence
   $2,000,000 General Aggregate
   $2,000,000 Products/Completed Operations Aggregate
   $1,000,000 Personal Injury

2. Exact structure and layering of the coverage shall be left to the discretion of Contractor; however, any excess or umbrella policies used to meet the required limits shall be at least as broad as the underlying coverage and shall otherwise follow form.

3. The following provisions shall apply to the Commercial Liability policy as well as any umbrella policy maintained by the Contractor to comply with the insurance requirements of this Agreement:

   a. Coverage shall be on a "pay on behalf" basis with defense costs payable in addition to policy limits;

   b. There shall be no cross liability exclusion which precludes coverage for claims or suits by one insured against another; and

   c. Coverage shall apply separately to each insured against whom a claim is made or a suit is brought, except with respect to the limits of liability.

B. BUSINESS AUTOMOBILE LIABILITY INSURANCE

Business automobile liability insurance policy which provides coverage at least as broad as ISO form CA 00 01 with policy limits a minimum limit of not less than one million dollars ($1,000,000) each accident using, or providing coverage at least as broad as, Insurance Services Office form CA 00 01. Liability coverage shall apply to all owned, non-owned and hired autos.

In the event that the Work being performed under this Agreement involves transporting of hazardous or regulated substances, hazardous or regulated wastes and/or hazardous or regulated materials, Contractor and/or its subcontractors involved in such activities shall provide coverage with a limit of two million dollars ($2,000,000) per accident covering transportation of such materials by the addition to the Business Auto Coverage Policy of Environmental Impairment Endorsement MCS90 or Insurance Services Office endorsement form CA 99 48, which amends the pollution exclusion in the standard Business Automobile Policy to cover pollutants that are in or upon, being transported or towed by, being loaded onto, or being unloaded from a covered auto.

C. WORKERS' COMPENSATION

1. Workers' Compensation Insurance Policy as required by statute and employer's liability with limits of at least one million dollars ($1,000,000) policy limit Bodily Injury by disease, one million dollars ($1,000,000) each accident/Bodily Injury and one million dollars ($1,000,000) each employee Bodily Injury by disease.

2. The indemnification and hold harmless obligations of Contractor included in this Agreement shall not be limited in any way by any limitation on the amount or type of damage, compensation or benefit payable by or for Contractor or any subcontractor under any Workers' Compensation Act(s), Disability Benefits Act(s) or other employee benefits act(s).

3. This policy must contain a Waiver of Subrogation in favor of the City of Santa Clara, its City Council, commissions, officers, employees, volunteers and agents.

D. COMPLIANCE WITH REQUIREMENTS

All of the following clauses and/or endorsements, or similar provisions, must be part of each commercial general liability policy, and each umbrella or excess policy.

1. Additional Insureds (General Liability and Auto Liability policies only). City of Santa Clara, its City Council, commissions, officers, employees, volunteers and agents are hereby added as additional insureds in respect to liability arising out of Contractor's work for City, using Insurance Services Office (ISO) Endorsement CG 20 10 11 85 or the combination of CG 20 10 03 97 and CG 20 37 10 01, or its equivalent.

2. Primary and non-contributing (General Liability and Auto Liability policies only). Each insurance policy provided by Contractor shall contain language or be

endorsed to contain wording making it primary insurance as respects to, and not requiring contribution from, any other insurance which the Indemnities may possess, including any self-insurance or self-insured retention they may have. Any other insurance Indemnities may possess shall be considered excess insurance only and shall not be called upon to contribute with Contractor's insurance.

3. Cancellation. The Commercial General Liability policy shall contain language or be endorsed to reflect that, in the event of cancellation, thirty (30) days written notice will be given to City.

4. Other Endorsements. Other endorsements may be required for policies other than the commercial general liability policy if specified in the description of required insurance set forth in Sections A through D of this Exhibit C, above.

E. ADDITIONAL INSURANCE RELATED PROVISIONS

Contractor and City agree as follows:

1. Contractor agrees to ensure that subcontractors, and any other party involved with the Services who is brought onto or involved in the performance of the Services by Contractor, provide the same minimum insurance coverage required of Contractor, except as with respect to limits. Contractor agrees to monitor and review all such coverage and assumes all responsibility for ensuring that such coverage provided in conformity with the requirements of this Agreement. Contractor agrees that upon request by City, all agreements with, and insurance compliance documents provided by, such subcontractors and others engaged in the project will be submitted to City for review.

2. Contractor agrees to be responsible for ensuring that no contract used by any party involved in any way with the project reserves the right to charge City or Contractor for the cost of additional insurance coverage required by this Agreement. Any such provisions are to be deleted with reference to City. It is not the intent of City to reimburse any third party for the cost of complying with these requirements. There shall be no recourse against City for payment of premiums or other amounts with respect thereto.

3. The City reserves the right to withhold payments from the Contractor in the event of material noncompliance with the insurance requirements set forth in this Agreement.

F. EVIDENCE OF COVERAGE

Prior to commencement of any Services under this Agreement, Contractor, and each and every subcontractor (of every tier) shall, at its sole cost and expense, provide and maintain not less than the minimum insurance coverage with the endorsements and deductibles indicated in this Agreement. Such insurance coverage shall be maintained with insurers, and under forms of policies, satisfactory to City and as described in this Agreement. Contractor shall file with the City all certificates and endorsements for the required insurance policies for City's approval as to adequacy of the insurance protection.

G. EVIDENCE OF COMPLIANCE

Contractor or its insurance broker shall provide the required proof of insurance compliance, consisting of Insurance Services Office (ISO) endorsement forms or their equivalent and the ACORD form 25-S certificate of insurance (or its equivalent), evidencing all required coverage shall be delivered to City, or its representative as set forth below, at or prior to execution of this Agreement. Unless otherwise required by the terms of this Agreement, all certificates, endorsements, coverage verifications and other items required to be delivered to City pursuant to this Agreement shall be mailed to:

EBIX Inc.
City of Santa Clara Finance Department
P.O. Box 100085 – S2 or 1 Ebix Way
Duluth, GA 30096 John's Creek, GA 30097

Telephone number: 951-766-2280
Fax number: 770-325-0409
Email address: ctsantaclara@ebix.com

H. QUALIFYING INSURERS

All of the insurance companies providing insurance for Contractor shall have, and provide written proof of, an A. M. Best rating of at least A minus 6 (A- VI) or shall be an insurance company of equal financial stability that is approved by the City or its insurance compliance representatives.

AGREEMENT FOR THE PERFORMANCE OF SERVICES BY AND BETWEEN THE CITY OF SANTA CLARA, CALIFORNIA, AND NORTHSTAR UTILITIES SOLUTIONS

EXHIBIT D

ETHICAL STANDARDS FOR CONTRACTORS SEEKING TO ENTER INTO AN AGREEMENT WITH THE CITY OF SANTA CLARA, CALIFORNIA

Termination of Agreement for Certain Acts.

A. The City may, at its sole discretion, terminate this Agreement in the event any one or more of the following occurs:

1. If a Contractor[1] does any of the following:

   a. Is convicted[2] of operating a business in violation of any Federal, State or local law or regulation;

   b. Is convicted of a crime punishable as a felony involving dishonesty[3];

   c. Is convicted of an offense involving dishonesty or is convicted of fraud or a criminal offense in connection with: (1) obtaining; (2) attempting to obtain; or, (3) performing a public contract or subcontract;

   d. Is convicted of any offense which indicates a lack of business integrity or business honesty which seriously and directly affects the present responsibility of a City contractor or subcontractor; and/or,

   e. Made (or akes) any false statement(s) or representation(s) with respect to this Agreement.

[1] For purposes of this Agreement, the word "Consultant" (whether a person or a legal entity) also refers to "Contractor" and means any the following: an owner or co-owner of a sole proprietorship; a person who controls or who has the power to control a business entity; a general partner of a partnership; a principal in a joint venture; or a primary corporate stockholder [i.e., a person who owns more than ten percent (10%) of the outstanding stock of a corporation] and who is active in the day to day operations of that corporation.

[2] For purposes of this Agreement, the words "convicted" or "conviction" mean a judgment or conviction of a criminal offense by any court of competent jurisdiction, whether entered upon a verdict or a plea, and includes a conviction entered upon a plea of nolo contendere within the past five (5) years.

[3] As used herein, "dishonesty" includes, but is not limited to, embezzlement, theft, forgery, bribery, falsification or destruction of records, making false statements, failure to pay tax obligations, receiving stolen property, collusion or conspiracy.

2. If fraudulent, criminal or other seriously improper conduct of any officer, director, shareholder, partner, employee or other individual associated with the Contractor can be imputed to the Contractor when the conduct occurred in connection with the individual's performance of duties for or on behalf of the Contractor, with the Contractor's knowledge, approval or acquiescence, the Contractor's acceptance of the benefits derived from the conduct shall be evidence of such knowledge, approval or acquiescence.

B. The City may also terminate this Agreement in the event any one or more of the following occurs:

1. The City determines that Contractor no longer has the financial capability[4] or business experience[5] to perform the terms of, or operate under, this Agreement; or,

2. If City determines that the Contractor fails to submit information, or submits false information, which is required to perform or be awarded a contract with City, including, but not limited to, Contractor's failure to maintain a required State issued license, failure to obtain a City business license (if applicable) or failure to provide and maintain bonds and/or insurance policies required under this Agreement.

C. In the event a prospective Contractor (or bidder) is ruled ineligible (debarred) to participate in a contract award process or a contract is terminated pursuant to these provisions, Contractor may appeal the City's action to the City Council by filing a written request with the City Clerk within ten (10) days of the notice given by City to have the matter heard. The matter will be heard within thirty (30) days of the filing of the appeal request with the City Clerk. The Contractor will have the burden of proof on the appeal. The Contractor shall have the opportunity to present evidence, both oral and documentary, and argument.

---

[4] Contractor becomes insolvent, transfers assets in fraud of creditors, makes an assignment for the benefit of creditors, files a petition under any section or chapter of the federal Bankruptcy Code (11 U.S.C.), as amended, or under any similar law or statute of the United States or any state thereof, is adjudged bankrupt or insolvent in proceedings under such laws, or a receiver or trustee is appointed for all or substantially all of the assets of Contractor.

[5] Loss of personnel deemed essential by the City for the successful performance of the obligations of the Contractor to the City.

AGREEMENT FOR THE PERFORMANCE OF SERVICES BY AND BETWEEN THE CITY OF SANTA CLARA, CALIFORNIA, AND NorthStar Utilities Solutions

EXHIBIT E

AFFIDAVIT OF COMPLIANCE WITH ETHICAL STANDARDS

I hereby state that I have read and understand the language, entitled "Ethical Standards" set forth in Exhibit D. I have the authority to make these representations on my own behalf or on behalf of the legal entity identified herein. I have examined appropriate business records, and I have made appropriate inquiry of those individuals potentially included within the definition of "Contractor" contained in Ethical Standards at footnote 1.

Based on my review of the appropriate documents and my good-faith review of the necessary inquiry responses, I hereby state that neither the business entity nor any individual(s) belonging to said "Contractor" category [i.e., owner or co-owner of a sole proprietorship, general partner, person who controls or has power to control a business entity, etc.] has been convicted of any one or more of the crimes identified in the Ethical Standards within the past five (5) years.

The above assertions are true and correct and are made under penalty of perjury under the laws of the State of California.

NorthStar Utilities Solutions
An Ontario Corporation

By: NorthStar Utilities Solutions, a division of N. Harris Computer Corporation

Signature of Authorized Person or Representative
Name: Julie Geoffroy
Title: Commercial Counsel

NOTARY'S ACKNOWLEDGMENT TO BE ATTACHED

Please execute the affidavit and attach a notary public's acknowledgment of execution of the affidavit by the signatory. If the affidavit is on behalf of a corporation, partnership, or other legal entity, the entity's complete legal name and the title of the person signing on behalf of the legal entity shall appear above. Written evidence of the authority of the person executing this affidavit on behalf of a corporation, partnership, joint venture, or any other legal entity, other than a sole proprietorship, shall be attached.

25-255 Agenda Date: 4/8/2025

REPORT TO COUNCIL

SUBJECT
Action on an Award of Contract for the Streetlight Replacement - Tasman Drive Contract No. 2875A-9662 Project, to Bear Electrical Solutions LLC

COUNCIL PILLAR
Deliver and Enhance High Quality Efficient Services and Infrastructure

BACKGROUND
The City of Santa Clara's Electric Department, Silicon Valley Power (SVP), issued a public works bid packet in support of the Electric Department Capital Improvement Program (CIP) Streetlight Replacement - Tasman Drive Contract No. 2875A-9662 (Project). The proposed Project will replace Approximately 110 aged steel square street light poles and luminaires along Tasman Drive with new aluminum round tapered street light poles and LED luminaires.

DISCUSSION
On February 19th, 2025, a competitive Request for Bid (RFB) was published on the City's bid notification system, BidNet Direct, for this Project. On March 13, 2025, the Project bids were opened electronically through BidNet Direct. The City received two bids, one from Bear Electrical Solutions LLC and the other Tennyson Electric LLC, ranging from $2,854,991.50 to $4,426,951.48. The Bid Summary is included as Attachment 1.

At the bid opening, Bear Electrical Solutions LLC was declared the lowest apparent bidder with a submitted bid in the amount of $2,854,991.50, which is 9% more than the City's Engineer's Estimate of $2,615,310.79.

Bear Electrical Solutions LLC's bid was reviewed by SVP staff for compliance with the terms and conditions of the bid documents, and staff has determined Bear Electrical Solutions LLC to be the lowest responsive and responsible bid. Staff recommend awarding the contract for the Project to Bear Electrical Solutions LLC.

Award of the contract will allow construction to commence in order to complete the Project. The contract includes prevailing wage requirements.

ENVIRONMENTAL REVIEW
Staff recommends that the City Council determine that the action being considered is exempt from the California Environmental Quality Act ("CEQA") pursuant to the section 15302 (Class2-Replacement or Reconstruction) of Title 14 of the California code of Regulations as the proposed work involves the replacement or reconstruction of existing utility systems and/or facilities involving negligible expansion of capacity.

FISCAL IMPACT

The cost of the contract is $2,854,991.50 plus a 25% contingency, or $713,747.88, for any potential change orders for a total maximum compensation amount of $3,568,739.38. Funding for the contract is available in SVP's Street Lighting Capital Fund in the Great America Street Light Replacement Project (Streetlight Replacement - Tasman Drive, 2875A-9662).

COORDINATION

The report has been coordinated with the Finance Department and the City Attorney's Office.

PUBLIC CONTACT

Public contact was made by posting the Council agenda on the City's official-notice bulletin board outside City Hall Council Chambers. A complete agenda packet is available on the City's website and in the City Clerk's Office at least 72 hours prior to a Regular Meeting and 24 hours prior to a Special Meeting. A hard copy of any agenda report may be requested by contacting the City Clerk's Office at (408) 615-2220, email clerk@santaclaraca.gov or at the public information desk at any City of Santa Clara public library.

RECOMMENDATION

1. Determine the proposed actions are exempt from CEQA pursuant to section 15302 section 15302 (Class2 - Replacement or Reconstruction) of Title 14 of the California Code of Regulations; and
2. Award the Public Works Contract for Streetlight Replacement - Tasman Drive Project to the lowest responsive and responsible bidder, Bear Electrical Solutions LLC in the amount of $2,854,991.50, and authorize the City Manager to execute any and all documents associated with, and necessary for the award, completion, and acceptance of this Project, and
3. Authorize the City Manager to execute change orders up to approximately 25 percent of the original contract price, or $713,747.88, for a total amount not to exceed $3,568,739.38, and to take any other actions necessary to implement and administer the Agreement, subject to the appropriation of funds and the review and approval as to form by the City Attorney.

Reviewed by: Manuel Pineda, Chief Electric Utility Officer
Approved by: Jovan D. Grogan, City Manager

ATTACHMENTS

1. Bid Summary

EXHIBIT A

CITY OF SANTA CLARA

BID OPENING DATE: THURSDAY, March 13, 2025

TIME: 3:00 PM

PROJECT NAME: **Tasman Drive Streetlight Replacement Project**

PROJECT NO. **Contract No. 2875A-9662**

DEPARTMENT: Silicon Valley Power

PROJECT ENGINEER: Joseph Bruzzone x6638

COMPANY/CITY/STATE	REC'D BY	TIME REC'D	APPARENT LOW BID ORDER	BID AMOUNT
Bear Electrical Solutions, LLC			1	2,854,991.50
Henkels & McCoy West, LLC				N/A
Tennyson Electric, LLC			2	4,426,951.48

ENGINEER'S ESTIMATE 2,615,310.79

25-109 Agenda Date: 4/8/2025

REPORT TO COUNCIL

SUBJECT
Action on a Resolution of Intention for Parking Maintenance District No. 122 - Franklin Square

COUNCIL PILLAR
Deliver and Enhance High Quality Efficient Services and Infrastructure

BACKGROUND
Parking Maintenance District No. 122 (PMD 122) was formed in 1965 for the parking lots, arcades, fountains, sidewalks, landscaping, irrigation, lights, and utilities within Franklin Square, which is bounded by Benton Street, Homestead Road (formerly known as Liberty Street), Monroe Street, and Jackson Street. There have been several changes in how maintenance and operation costs have been collected over the years. In 2002, the City Council passed a motion at a public hearing in which the City assumed all future costs for operation and maintenance and in May 2003 adopted Resolution 7026. Under the collection method contained in Resolution 7026, the property owners contribute annually to pay for capital repairs of the parking lot and associated walkways. The fixed annual contribution from the property owners totals $14,200, less the earned interest on the accumulating balance. The City, through the General Fund, is responsible for covering the costs for annual maintenance and operations of PMD 122 and that has continued to be the arrangement through the present day. The City Council did not approve a Resolution Approving the Levy of Benefit Assessment upon the City of Santa Clara Parking Maintenance District No. 122 - Franklin Square in FY 2024/25, so contributions from the property owners were not collected. As such, other than interest accrual, no other money was deposited into the fund for future capital repairs.

DISCUSSION
Adoption of the proposed resolution is the initial step necessary to set the annual budget for PMD 122. The approval process requires the preparation of a Director's Report (Attachment 1) explaining the preparation and basis of assessments; publication and posting of a Notice of Public Hearing (Attachment 2); and holding a public hearing on the annual assessments. Following approval of the subject Resolution of Intention (Attachment 3), each property owner will be sent a letter containing the proposed FY 2025/26 assessment and details on a June 10, 2025, public hearing to approve the assessments.

Last year, the City Council elected not to make the FY 2024/25 annual assessment on the property owners and, as a result, the property owners did not pay any contributions towards future capital repairs for PMD 122. Per prior communications with the City Council, City Attorney and City Manager regarding options for implementing paid parking at Franklin Square, staff from the Department of Public Works (DPW), City Attorney's Office and City Manager's Office have been coordinating and working through several logistical items associated with initiating a paid parking program at these facilities. DPW staff is currently developing an RFP, and based on the current schedule, it is

anticipated that it could be distributed by early summer. Since PMD 122 is still active and has not been dissolved, the assessments will continue to be brought forward to the City Council annually. The proposed FY 2025/26 assessment to property owners totals $10,673. Accrued interest earned in FY 2023/24 in the amount of $3,527 will be used to reach the $14,200 annual requirement. These funds are placed into an account that generates interest income and are used to pay for capital repair projects as needed. At the close of FY 2023/24, the interest-bearing account contained $187,056.

The proposed FY 2025/26 expenditure budget for PMD 122 routine maintenance and operation is $144,647, which is $8,021 above the FY 2024/25 expenditure budget. The full-time equivalent (FTE) position allocated to PMD remains unchanged at 0.50 FTE. The primary reason for the increased expenditure budget in FY 2025/26 is due to increased labor and contractual costs.

The operating budget includes funding for routine maintenance and operation performed by the Department of Public Works as well as contractors, which is all funded by the General Fund. This includes regular maintenance for landscaping, trees, public litter cans, and parking lot/walkway sweeping. Routine maintenance and operation of PMD 122 is funded by the General Fund. There are no planned expenditures for capital repairs funded by property owner contributions for PMD 122 in FY 2025/26.

Pursuant to the 2002 City Council action, staff is recommending the adoption of the subject Resolution of Intention; setting a public hearing date of June 10, 2025, to approve the Director's Report for FY 2025/26; and the authorization of the publication and posting of the public hearing. The assessments to the property owners cannot be sent out until the Director's Report is approved at a public hearing. A conference call with the property owners to discuss these requirements has been scheduled for May 12, 2025. Notices for the public hearing will be sent out following adoption of the subject Resolution of Intention.

Staff has previously provided responses to Council questions about the procedures for modifying and dissolving PMD 122 as well as paid parking. Those reports are included as Attachments 4 and 5.

ENVIRONMENTAL REVIEW

The action being considered does not constitute a "project" within the meaning of the California Environmental Quality Act ("CEQA") pursuant to CEQA Guidelines section 15378(b)(4) in that it is a fiscal activity that does not involve any commitment to any specific project which may result in a potential significant impact on the environment.

FISCAL IMPACT

Approval of the proposed assessment maintains the funding source for future capital repairs to parking lots and walkways located within Franklin Square. The City's General Fund remains as the funding source for routine maintenance and operating costs for the Downtown Parking Maintenance District. The preliminary proposed FY 2025/26 expenditure budget for Parking Maintenance District No. 122 is $144,647 subject to appropriation of funds. If the City Council does not approve charging property owners their portion of the proposed FY 2025/26 assessment of $10,673 as per PMD 22, the property owners will be relieved of this requirement for the fiscal year and will not make any contributions towards future capital repairs.

COORDINATION

This report has been coordinated with the Finance Department and the City Attorney's Office.

powered by Legistar™

PUBLIC CONTACT

Public contact was made by posting the Council agenda on the City's official-notice bulletin board outside City Hall Council Chambers. A complete agenda packet is available on the City's website and in the City Clerk's Office at least 72 hours prior to a Regular Meeting and 24 hours prior to a Special Meeting. A hard copy of any agenda report may be requested by contacting the City Clerk's Office at (408) 615-2220, email clerk@santaclaraca.gov or at the public information desk at any City of Santa Clara public library.

RECOMMENDATION

1. Adopt a Resolution of Intention to order that the alternative method for the levy of benefit assessment be made applicable to the City of Santa Clara Parking Maintenance District No. 122;
2. Set a hearing date of June 10, 2025, to approve the Director's Report FY 2025/26; and
3. Authorize the publication, mailing, and posting of the Notice of Public Hearing as stated in the Resolution of Intention.

Reviewed by: Craig Mobeck, Director of Public Works
Approved by: Jovan Grogan, City Manager

ATTACHMENTS

1. Director's Report FY 2025/26
2. Notice of Public Hearing
3. Resolution of Intention
4. Agenda Report 22-1672 from January 25, 2022
5. Agenda Report 22-713 from June 21, 2022

DIRECTOR'S REPORT

CITY OF SANTA CLARA

PARKING MAINTENANCE DISTRICT NO. 122

FISCAL YEAR 2025/26

April 8, 2025

ASSESSMENT FORMULA

Fiscal Year 2025/26
City of Santa Clara, California

Parking Maintenance District No. 122

The formula upon which the annual assessment levy, for the payment of the costs and expenses of maintaining and operating the improvements, and providing funds for future parking lots and associated walkways, exceptional maintenance and improvements, within Parking Maintenance District No. 122, including the costs and expenses incidental thereto, will be apportioned according to benefits among the several lots or parcels of property within the Maintenance District for the Fiscal Year 2025/26 is as follows:

- Costs and expenses are to be shared between the City and property owners as below:

  a. City shall pay for the operation and maintenance cost on a 100% basis.

  b. Property owners shall pay $14,200 annually, less interest from prior years' property owners operation and maintenance assessments as of June 30, 2002, to be kept in a fund to be used towards future exceptional maintenance and improvements of parking lots and associated walkways and appurtenances.

- Each assessment shall be determined on the basis of the gross floor area of the building located upon the lot or parcel of property assessed.

- For the purposes of the formula herein, gross floor area shall mean that area computed from the outside dimensions of the building and not excluding corridors and other design features and aggregated for each additional story or mezzanine floor and any basement area.

DIRECTOR'S REPORT

ASSESSMENT for Fiscal Year 2025/26 City of Santa Clara, California

Parking Maintenance District No. 122

I, Craig Mobeck, Director of Public Works for the City of Santa Clara, California, pursuant to the provisions of Section 16.10.490 of the Code of the City of Santa Clara, hereby make this report and following benefit assessment to cover the costs and expenses of maintaining and operating the improvement within Parking Maintenance District No. 122 of said City, including the costs and expenses incidental thereto, to be paid by said Maintenance District.

The amount to be paid therefor by said Maintenance District for the Fiscal Year 2025/26 is as follows:

Expenditures	**As Preliminarily Approved**	**As Finally Approved**
Routine Maintenance & Operation	$144,647.00	$
Exceptional Maintenance and Repairs	$0.00	$
TOTAL COST	**$144,647.00**	**$**
Funding for FY 2025/26 Expenditures		
Exceptional Maintenance & Improvement From Fund Balance Reserve	$0.00	$
Contribution from City General Fund (001)	$144,647.00	$
TOTAL	**$144,647.00**	**$**
Property Owner Assessment		
Owner's Annual Assessment	$14,200.00	$
Less Accrued Interest of Owner’s Fund Balance	[$3,527.00]	$
TOTAL NET ASSESSMENT *(Goes to Fund Balance Reserve)*	**$10,673.00**	**$**

And I do hereby assess and apportion the amount said costs and expenses, including the costs and expenses incidental thereto, upon the several lots or parcels of property liable therefor and benefited thereby, in proportion to the benefits to be received by such lots or parcels of property, from the maintenance and operation thereof and more particularly set forth in the list hereto attached and by reference made a part hereof.

Each lot or parcel of land is described in the assessment list by reference to its parcel number as shown on the assessor's maps of the County of Santa Clara for the Fiscal Year 2025/26 to the right of the parcel numbers and include all of such parcel.

Dated:_____

_____
Craig Mobeck, Director of Public Works

BUDGET

Fiscal Year 2025/26
City of Santa Clara, California

Parking Maintenance District No. 122

Expenditures	As Preliminarily Approved	As Finally Approved	
Maintenance & Operation:	$144,647.00	$	Labor, materials, supplies, and equipment to maintain Parking Maintenance District No. 122 including, but not limited to water, sewer, and electrical costs, sweeping of parking lots and mall area, maintenance of pavement, striping, landscaping, mall fountains, City supervision (50% of labor and fringe benefits of Street Maintenance Worker I).
Exceptional Maintenance and Improvements of Parking Lots and Associated Walkways	$0.00	$	Repairs to concrete walkways at multiple locations throughout the property.
TOTAL COST	**$144,647.00**	**$**	

Funding for FY 2025/26 Expenditure

Owner's Reserve for Exceptional Maintenance & Improvement Fund Balance:	[$0.00]	$
Contribution from City General Fund (001):	[$144,647.00]	$
Owner's Annual Assessment	**$14,200.00**	**$**
Less Accrued Interest on Owners' Fund Balance:	[$3,527.00]	$
Total Net Assessment:	**$10,673.00**	**$**

ASSESSMENT

Fiscal Year 2025/26
City of Santa Clara, California

Parking Maintenance District No. 122

Name & Address of Owner	Assessor's Parcel Number	(2) As Finally Confirmed	(1) As Preliminarily Approved	Gross Floor Area (sq. ft.)	% of Total Floor Area
Green Valley Corporation 777 N. First Street, 5th Floor San Jose, CA 95112	269-22-111	$	$2,231.40	13,305.22	20.907
Ramiro Hermosillo Trust 3121 Riddle Rd. San Jose, CA 95117	269-22-110	$	$1,179.69	7,034.13	11.053
John DeMartini Trustee & Et al. 477 9th Avenue Ste 107 San Mateo, CA 94402	269-22-108	$	$1,427.83	8,513.76	13.378
David DeLozier Trustee 1162 Carmel Way Santa Clara, CA 95050	269-22-098	$	$1,248.74	7,445.88	11.700
T & I Real Estate Solutions 364 Appian Way Union City, CA 94587	269-22-103	$	$ 232.67	1,387.35	2.180
Alice May-Wan Chan 20015 Bella Vista Saratoga, CA 95070	269-22-102	$	$ 134.27	800.59	1.258
Ross L. Peterson Et al. 822 Comstock Drive Folsom, CA 95630	269-22-105	$	$ 336.09	2,004.02	3.149

ASSESSMENT

Fiscal Year 2025/26
City of Santa Clara, California

Parking Maintenance District No. 122

Name & Address of Owner	Assessor's Parcel Number	(2) As Finally Confirmed	(1) As Preliminarily Approved	Gross Floor Area (sq. ft.)	% of Total Floor Area
Robert Freitas Et al. 255 Washington Street Milpitas, CA 95035	269-22-104	$	$ 279.21	1,664.82	2.616
Gillmor Properties LLC 1201 Franklin Mall Santa Clara, CA 95050	269-22-113	$	$ 360.85	2,151.67	3.381
Thomas Mitchell Trustee & Et al. 16200 Greenwood Lane Monte Sereno, CA 95030	269-22-106	$	$1,337.65	7,976.00	12.533
Vitarelli Family LP 925 Circle Drive Santa Clara, CA 95050	269-22-101	$	$ 369.82	2,205.13	3.465
Vitarelli Family LP 925 Circle Drive Santa Clara, CA 95050	269-22-100	$	$ 206.84	1,233.34	1.938
Gillmor Properties LLC 1201 Franklin Mall Santa Clara, CA 95050	269-22-115	$	$1,010.63	6,026.07	9.469
Gillmor Properties LLC 1201 Franklin Mall Santa Clara, CA 95050	269-22-114	$	$ 317.31	1,892.02	2.973
TOTAL		**$**	**$10,673.00**	**63,640.00**	**100%**

I, the Assistant City Clerk of the City of Santa Clara, hereby certify that the foregoing assessment in the amounts set forth in Column (2) unless Column (2) is blank, in which event the amounts in Column (1) apply, was approved and confirmed by the City Council of said City on _____, 2025.

_____
Nora Pimentel, MMC
Assistant City Clerk
City of Santa Clara

City of Santa Clara

Notice of Public Hearing Regarding the Levy of Benefit Assessment Applicable to the Santa Clara Parking Maintenance District No. 122, and Approval of Distribution of Director's Report Fiscal Year 2025/26

NOTICE IS HEREBY GIVEN that the Director of Public Works has requested a report, in writing, to be prepared and filed with the City Clerk, which provides the basis for the levy of benefit assessments for the costs of maintenance and operation on all lots or parcels of property within said maintenance district. Said report sets forth the amounts to be provided in the budget for maintenance and operation; a description of each lot or parcel of property in the maintenance district, by a legal description, assessor's parcel number or other description sufficient to identify the same; and the amount of assessment to be levied for the fiscal year 2025/26 against each lot or parcel of property. Said report is open to public inspection.

Said report will be heard by the City Council at its meeting to be held on Tuesday, June 10, 2025, at 7:00 p.m. or as soon thereafter as the matter may be heard in chambers and virtually, at which time said Council will examine said report and hear all persons interested therein. The City Council meeting will be held both in person in the Council Chambers at 1500 Warburton Avenue and by teleconference. We are providing alternatives to in person attendance for viewing and participating in the hearing. The methods for the public to participate remotely are listed below:

The City of Santa Clara is conducting City Council meetings in a hybrid manner (in-person and continues to have methods for the public to participate remotely).

- Via Zoom:
  - https://santaclaraca.zoom.us/j/99706759306
    Meeting ID: 997-0675-9306

How to Submit Written Public Comment Before City Council Meeting:

1. Use the eComment tab located on the City Council Agenda page https://santaclara.legistar.com/Calendar.aspx. eComments are directly sent to the iLegislate application used by City Council and staff, and become part of the public record. eComment closes 15 minutes before the start of a meeting.
2. By email to clerk@santaclaraca.gov by 12 p.m. the day of the meeting. Those emails will be forwarded to the Council and will be uploaded to the City Council Agenda as supplemental meeting material. Emails received after the 12 p.m. cutoff time up through the end of the meeting will form part of the meeting record. Please identify the Agenda Item Number in the subject line of your email.

As always, the public may view the meetings on SantaClaraCA.gov, Santa Clara City Television (Comcast cable channel 15 or AT&T U-verse channel 99), or the livestream on the City's YouTube channel or Facebook page.

Any interested owner, objecting to the amount of the assessment on any lot or parcel of property owned by him, may file with the City Clerk at or before the hour fixed for hearing a protest, in writing, signed by him, describing the lot or parcel of property so that it may be identified, and stating the grounds of his/her protest, and may appear at said hearing and be heard in regard thereto.

Americans with Disabilities Act (ADA): In accordance with the requirements of Title II of the Americans with Disabilities Act of 1990 ("ADA"), the City of Santa Clara will not discriminate against qualified individuals with disabilities on the basis of disability in its services, programs, or activities, and will ensure that all existing facilities will be made accessible to the maximum extent feasible. The City of Santa Clara will generally, upon request, provide appropriate aids and services leading to effective communication for qualified persons with disabilities including those with speech, hearing, or vision impairments so they can participate equally in the City's programs, services, and activities. The City of Santa Clara will make all reasonable modifications to policies and programs to ensure that people with disabilities have an equal opportunity to enjoy all of its programs, services, and activities.

Agendas and other written materials distributed during a public meeting that are public record will be made available by the City in an appropriate alternative format. Contact the City Clerk's Office at 1-408-615-2220 with your request for an alternative format copy of the agenda or other written materials.

Individuals who require an auxiliary aid or service for effective communication, or any other disability-related modification of policies or procedures, or other accommodation, in order to participate in a program, service, or activity of the City of Santa Clara, should contact the City's ADA Coordinator at 408-615-3000 as soon as possible but no later than 48 hours before the scheduled event.

Please see the above-mentioned options citizens may participate in the upcoming hearing. Submit written and/or oral comments directly to the City Clerk, 1500 Warburton Avenue, Santa Clara, California, 95050; telephone 408-615-2220.

RESOLUTION NO. _____

A RESOLUTION OF THE CITY OF SANTA CLARA, CALIFORNIA, OF INTENTION TO ORDER THAT THE ALTERNATIVE METHOD FOR THE LEVY OF BENEFIT ASSESSMENT BE MADE APPLICABLE TO CITY OF SANTA CLARA PARKING MAINTENANCE DISTRICT NO. 122, PROVIDING FOR NOTICE OF HEARING THEREON, APPROVING THE DIRECTOR'S REPORT FOR DISTRIBUTION, AND PROVIDING FOR NOTICE OF HEARING ON DIRECTOR'S REPORT FOR FISCAL YEAR 2025/26

WHEREAS, pursuant to Sections 10107 and 10108 of Chapter 2, Division 12 of the Streets and Highways Code of the State of California, and Chapter 26 of Part 3 of Division 7 of said Code, all as provided in Chapter 16.10 of the Code of the City of Santa Clara, on the 30th day of March, 1965, this Council adopted its Resolution No. 1581, a Resolution creating "City of Santa Clara Parking Maintenance District No. 122" ("Parking Maintenance District") in the City for the purpose of paying the costs and expenses of acquiring, constructing, reconstructing, installing, extending, enlarging, repairing, improving, maintaining and operating public automobile parking places, covered pedestrian lanes and walkways, fountains, and landscaping therein then existing or thereafter to be constructed in and for the Parking Maintenance District, and of benefit to said maintenance district, but not of benefit to the City of Santa Clara as a whole, including the cost of necessary repairs, replacements, water, fuel, power, gas, electric current, care, supervision and any and all other items necessary for the proper maintenance and operation thereof, and all additions, improvements and enlargements thereto which may thereafter be made;

WHEREAS, said proceedings provided that this Council shall, in addition to all other taxes, annually fix and levy a special assessment tax upon the real property (land and improvements) within the Parking Maintenance District as therein provided, sufficient to raise a determined amount of money to pay all or part of said costs of maintenance and operation;

WHEREAS, the Council shall decide whether or not the costs of maintenance and operation of said public improvements shall be borne wholly or partially by the property owners within said

Parking Maintenance District;

WHEREAS, on the 8th day of April, 1980, this Council adopted its Ordinance No. 1401 providing for an alternative method for annually fixing and levying a special benefit assessment within maintenance districts within the City for said purpose;

WHEREAS, on the 16th day of January, 1996, this Council adopted its Resolution No. 6105 ordering that seventy-five (75%) percent of the costs and expenses of maintaining and operating said public improvements beginning with fiscal year 1996-97, within the Parking Maintenance District, including the cost of necessary repairs, replacements, water, fuel, power, gas, electric current, care, supervision and any and all other items necessary for the proper maintenance and operation thereof shall annually be assessed either partly or wholly upon the lots and parcels of property within the Parking Maintenance District benefited thereby in accordance with the formula set forth, and that the City shall be responsible for the balance of the costs and expenses;

WHEREAS, on June 26, 1996, sufficient Ballots were received to approve the continuation of the Parking Maintenance District;

WHEREAS, on the 9th day of July, 2002, this Council, after a public hearing on the determination of the allocation of maintenance and operation costs and annual assessments, passed a motion wherein, due to the benefit to the public and the City of the improvements, the City assumed all future costs for operation and maintenance of Parking Maintenance District No. 122 and the property owners would contribute $14,200 annually, less earned interest on the accumulating balance, to pay for capital repairs of the parking lots and associated walkways;

WHEREAS, procedures of approval require the preparation of a Report on how the assessments were prepared and based, notice of hearing, and public hearing on the annual assessments;

WHEREAS, this Council intends to order an alternative method by which annual assessment levies for the payment of said costs and expenses will be apportioned according to special

benefits among the several lots or parcels of property within the Parking Maintenance District pursuant to Section 16.10.490 and 16.10.500 of the Code of the City of Santa Clara;

WHEREAS, the City's Director of Public Works has made and filed with the City Clerk a written report ("Report") setting forth the budget, the formula for the annual assessment levy, a description of each lot or parcel of property to be assessed and the amount of the assessment to be levied against each lot or parcel of property in accordance with said formula; and

WHEREAS, said Council has duly considered said report and each and every part thereof, and finds that each and every part of said report is sufficient, and that neither said report, nor any part thereof requires or should be modified in any respect.

NOW THEREFORE, BE IT RESOLVED BY THE CITY OF SANTA CLARA AS FOLLOWS:

1. That this Council hereby determines that the costs and expenses of the maintenance and operation of the public automobile parking places, covered pedestrian lanes and walkways, fountains and landscaping within the City of Santa Clara Parking Maintenance District No. 122 cannot be appropriately financed pursuant to Sections 10107 and 10108 of Chapter 2, Division 12 of said Streets and Highways Code, and Chapter 26 of Part 3 of Division 7 of said Code, all as provided in Section 16.05.050 of the Code of the City of Santa Clara. This Resolution is therefore adopted and proceedings are being taken pursuant to Section 16.10.490 and Section 16.10.500 of said Code of the City of Santa Clara to provide for an alternative method for the levy of benefit assessments for said purposes.

2. That it is the intent of this Council to order that an amount of $14,200 less any earned interest on accumulated balance, is needed annually to be assessed towards the costs of capital repairs of the parking lots and associated walkways and thereof shall annually be assessed either partly or wholly upon the lots and parcels of property within said maintenance district benefited thereby in accordance with the formula set forth, and that the City shall be responsible for the costs and expenses of maintaining and operating said public improvements within the Parking Maintenance District, including the cost of necessary repairs, replacements, water, fuel,

power, gas, electric current, care, supervision and any and all other items necessary for the proper maintenance and operation.

3. That a statement of the formula upon and by which annual assessment levies for the payment of said costs and expenses will be apportioned according to benefits among the several lots or parcels of property within said maintenance district is as follows:

A. Each assessment shall be determined on the basis of the gross floor area of the building located upon the lot or parcel of property assessed.

B. For the purposes of the formula herein, gross floor area shall mean that area computed from the outside dimensions of the building and not excluding corridors and other design features and aggregated for each additional story or mezzanine floor and any basement area.

4. That the City's Director of Public Works has caused to be prepared and filed with the City Clerk a written report, which provides the basis for the levy of benefit assessments for said capital repairs of the parking lots and associated walkways, and the cost of maintenance and operation on all lots or parcels or property within the Parking Maintenance District. Said report sets forth the amounts to be provided in the budget for maintenance and operation, a description of each lot or parcel of property in the maintenance district, by a legal description, assessor's parcel number or other description sufficient to identify the same, and the amount of assessment to be levied for the fiscal year 2025/26 against each lot or parcel of property. The City Council directs the City Clerk to make the report open to public inspection.

5. NOTICE IS HEREBY GIVEN that Tuesday the 10th day of June, 2025 at the hour of 7:00 p.m. at the regular meeting place of the City Council in the Council Chambers at City Hall, 1500 Warburton Avenue, Santa Clara, California, be fixed as the time and place when and where this Council will hear any and all objections in relation to said alternative method for the levy of benefit assessments and said formula and when and where this Council will examine said report and hear all persons' interest therein. Any interested owner objecting to said alternative method

for the levy of benefit assessments or to said formula or to the amount of the assessment on any lot or parcel of property owned may file with the City Clerk at or before the hour fixed for hearing an objection, describing the lot or parcel of property owned so that it may be identified, and stating the grounds of objection, and may appear at said hearing and be heard with regard thereto.

6. NOTICE IS HEREBY GIVEN that Monday, the 12th day of May, 2025 at the hour of 4:00 p.m. through 4:30 p.m. a teleconference meeting will be hosted by Dave Staub, Department of Public Works Deputy Director to present and discuss the Director's Report.

7. No written ballots are required to be completed and returned.

8. The City Clerk is hereby authorized and directed to a) post a copy of notice of hearing on or near the Council Chamber door or any bulletin board in or adjacent to the City Hall, and b) publish once in a newspaper of general circulation, and c) mail notice to all property owners located within the District.

9. Effective date. This resolution shall become effective immediately.

I HEREBY CERTIFY THE FOREGOING TO BE A TRUE COPY OF A RESOLUTION PASSED AND ADOPTED BY THE CITY OF SANTA CLARA, CALIFORNIA, AT A REGULAR MEETING THEREOF HELD ON THE ___ DAY OF _____, 2025, BY THE FOLLOWING VOTE:

AYES: COUNCILORS:

NOES: COUNCILORS:

ABSENT: COUNCILORS:

ABSTAINED: COUNCILORS:

ATTEST: _____
NORA PIMENTEL, MMC
ASSISTANT CITY CLERK
CITY OF SANTA CLARA

Attachments incorporated by reference:
1. Director's Report FY 2025/26

22-1672 Agenda Date: 1/25/2022

REPORT TO COUNCIL

SUBJECT
Update on Discussions with Parking Maintenance District No. 122 - Franklin Square (PMD 122) Property Owners Regarding Council's Request to Explore Increased Contributions for Operations and Maintenance Costs

COUNCIL PILLAR
Deliver and Enhance High Quality Efficient Services and Infrastructure

BACKGROUND
Parking Maintenance District No. 122 (PMD 122) was formed in 1965 for the parking lots, arcades, fountains, sidewalks, landscaping, irrigation, lights, and utilities within Franklin Square, which is bounded by Benton Street, Homestead Road (formerly known as Liberty Street), Monroe Street, and Jackson Street. There have been several changes in how maintenance and operations costs have been collected over the years and in 2002 the City Council passed a motion at a public hearing in which the City assumed all future costs for operation and maintenance and in May 2003 adopted Resolution 7026. Under the collection method contained in Resolution 7026, the property owners contribute annually to pay for capital repairs of the parking lot and associated walkways. The fixed annual contribution from the property owners totals $14,200, less the earned interest on the accumulating balance. The accumulated balance in the account is $144,887 as of October 2021.

The City, through the General Fund, is responsible for covering the costs for annual maintenance and operations of PMD 122 and that has continued to be the arrangement through the present day. In FY 2021/22, the City budgeted $138,163 to cover the day-to-day maintenance of PMD 122.

On several occasions Council has discussed the allocation of PMD 122 costs because the City pays for all of the day-to-day maintenance and there was sentiment by some members of the Council that the property owners should pay some of these costs, similar to how PMD 122 was funded prior to 2003. On May 4, 2021, Council directed staff to engage PMD 122 property owners and discuss opportunities for reallocating operations and maintenance costs more equitably between the City and property owners since costs have increased since 2003. Later in this report, the State law process for administering PMD 122 is provided but, in short, any change requires a favorable voter outcome of those impacted by the assessment. It should be noted that regardless of changes to the funding allocations in the PMD, the City is responsible for the upkeep and maintenance of the City-owned improvements at Franklin Square. Absent changes to the funding allocations, only changes to the level of service of upkeep and maintenance could reduce the City's share of the annual maintenance cost.

DISCUSSION
Staff developed a plan to implement this request which included property owner coordination and

engagement, a survey, and follow up with Council.

Property Owner Engagement July 2021
All PMD 122 property owners were contacted and invited to a virtual meeting on July 12, 2021. At this meeting, staff summarized the background of the past and current PMD 122 cost sharing arrangements and the direction from the Council to engage property owners to see if they are amenable to paying a portion of the operations and maintenance costs which have risen over the last 19 years. The property owners conveyed some of their concerns about PMD 122 and were encouraged to propose funding alternatives for consideration and ask questions. A copy of the minutes from the July 12 meeting was distributed to all the property owners following the meeting and can be viewed in Attachment 1.

Survey
Following the meeting, staff developed a series of survey questions designed to gauge property owners' amenability to contributing to the annual maintenance. In general, the purpose of the survey was to gauge the property owners' willingness to shift a portion of the PMD 122 operations and maintenance costs to the property owners. A virtual meeting was scheduled for October 21, 2021 to review the draft survey questions with the property owners to ensure that everyone understood the questions and to receive suggestions prior to finalizing the survey and sending it out. Prior to the meeting, the City was contacted by David DeLozier who indicated that the property owners had been discussing this item and were not in support of changing the current cost allocations included in PMD 122. Mr. DeLozier indicated that the property owners would be submitting a petition that would also include the merchants.

Property Owner and Merchant Petition
The property owners and merchants circulated a petition for no changes to PMD 122, which was signed by all the property owners and most of the merchants. The signed petition (Attachment 2) was submitted to staff on October 19, 2021 which made it clear that a survey was not necessary to gauge PMD property owners' interest in financially contributing to operations and maintenance.

Property Owner Engagement October 2021
All PMD 122 property owners were contacted and invited to a virtual meeting on October 21, 2021. The initial purpose of the meeting was to review proposed survey questions developed by staff to ensure that the property owners understood the questions and to get their input to see if any of the language needed to be modified to make the questions more clear. At the end of the meeting it was determined that due to the petition from the property owners, there was no need to proceed with the survey. Staff discussed next steps with the property owners in attendance and indicated a report would be prepared for Council at a meeting to take place in early 2022. A copy of the minutes from the October 21 meeting can be viewed in Attachment 3.

During prior meetings, Council had raised questions about the procedures for modifying and dissolving PMD 122. Staff has included the information on both of those processes below.

Process for Modifications to PMD 122
Any decision by the Council to increase the assessment (e.g., to increase the property owners' share of operation, maintenance, and capital costs or to modify the formula used to calculate the amount of the assessment levied on any individual parcel) must follow the assessment balloting procedure required by Proposition 218. That procedure consists of three basic steps:

(1) Notice to Property Owners - Mailed notice of the proposed modification to the 11 property owners within PMD 122. The notice must contain the following information: the total amount to be assessed across PMD 122; the amount chargeable to each parcel individually; the duration of the payments; the basis upon which the assessment was calculated; the date, time, and location of the public hearing on the proposed modification; and a ballot on which the owner can indicate support for or opposition to the proposed modification.
(2) Public Hearing - At least 45 days after the date of the mailed notice, the Council must hold a public hearing to consider protests and tabulate the ballots on the proposed assessment.
(3) Ballot Tabulation - Ballots are weighted according to the proportional financial obligation of the affected property. For PMD 122, the assessments are calculated based on the gross floor area of the building(s) on each parcel and therefore the ballots would be weighted accordingly. If the ballots submitted in opposition exceed the ballots submitted in support, then the City may not impose the modified assessment.

Process for Dissolving PMD 122

Proposition 218 does not govern the dissolution of PMD 122 because dissolution has the effect of eliminating, rather than increasing, the assessment. Therefore, only the City Code and Streets and Highways Code would apply. Under those laws, dissolution is not subject to the approval of property owners within the district. The Council can dissolve the maintenance district by: (1) adopting a resolution of intention to dissolve the district; (2) between 10 and 30 days later, conducting a public hearing on the dissolution; and, (3) adopting a resolution dissolving the district. A resolution dissolving the district would only need a simple Council majority to pass. If Council votes to dissolve PMD 122, extraordinary maintenance activities can continue to utilize PMD 122 assessment funds until the balance is exhausted. After the funds are exhausted the City would be required to fund the extraordinary maintenance in its entirety.

Staff notes that as a practical matter, dissolution would merely eliminate the property owners' assessments as a funding source for capital improvement costs. Dissolution would not relieve the City's responsibility for upkeep and maintenance of the City-owned improvements at the Franklin Square Mall. As such, the Council direction to determine how property owners pay more for services offered through PMD 122 would not be achieved.

ENVIRONMENTAL REVIEW

The action being considered does not constitute a "project" within the meaning of the California Environmental Quality Act ("CEQA") pursuant to CEQA Guidelines section 15378(a) as it has no potential for resulting in either a direct physical change in the environment, or a reasonably foreseeable indirect physical change in the environment.

FISCAL IMPACT

There is no fiscal impact associated with this report.

COORDINATION

This report has been coordinated with the City Attorney's Office.

PUBLIC CONTACT

Public contact was made by posting the Council agenda on the City's official-notice bulletin board outside City Hall Council Chambers. A complete agenda packet is available on the City's website

and in the City Clerk's Office at least 72 hours prior to a Regular Meeting and 24 hours prior to a Special Meeting. A hard copy of any agenda report may be requested by contacting the City Clerk's Office at (408) 615-2220, email clerk@santaclaraca.gov <mailto:clerk@santaclaraca.gov>.

RECOMMENDATION
Note and file this informational report.

Reviewed by: Craig Mobeck, Director of Public Works
Approved by: Deanna J. Santana, City Manager

ATTACHMENTS
1. July 12, 2021 minutes from meeting with PMD 122 property owners
2. Signed petition
3. October 21, 2021 minutes for meeting with PMD 122 property owners

22-713 Agenda Date: 6/21/2022

REPORT TO COUNCIL

SUBJECT
Informational Report Regarding Council's Request to Explore Alternatives to Fund Operations and Maintenance Costs for Parking Maintenance District No. 122 - Franklin Square

COUNCIL PILLAR
Deliver and Enhance High Quality Efficient Services and Infrastructure

BACKGROUND
Parking Maintenance District No. 122 (PMD 122) was formed in 1965 for the parking lots, arcades, fountains, sidewalks, landscaping, irrigation, lights, and utilities within Franklin Square, which is bounded by Benton Street, Homestead Road (formerly known as Liberty Street), Monroe Street, and Jackson Street. There have been several changes in how maintenance and operations costs have been collected over the years and in 2002 the City Council passed a motion at a public hearing in which the City assumed all future costs for operation and maintenance and in May 2003 adopted Resolution 7026. Under the collection method contained in Resolution 7026, the property owners contribute annually to pay for capital repairs of the parking lot and associated walkways. The fixed annual contribution from the property owners totals $14,200, less the earned interest on the accumulating balance. As of December 31, 2021, the interest-bearing account contained $145,305.

The City, through the General Fund, is responsible for covering the costs for annual maintenance and operations of PMD 122 and that has continued to be the arrangement through the present day. In FY 2022/23, the City proposed a budget of $137,521 to cover the day-to-day maintenance of PMD 122.

On several occasions Council has discussed the allocation of PMD 122 costs because the City pays for all of the day-to-day maintenance and there was sentiment by some members of the Council that the property owners should pay some of these costs, similar to how PMD 122 was funded prior to 2003. On May 4, 2021, Council directed staff to engage PMD 122 property owners and discuss opportunities for reallocating operations and maintenance costs more equitably between the City and property owners since costs have increased since 2003. Staff completed that request and on January 25, 2022, a summary report was provided to Council, (RTC 22-1672, Attachment 1), explaining that the property owners were not in favor of changing the cost allocations of PMD 122.

DISCUSSION
At the Council Meeting on April 19, 2022, there was additional discussion on the topic of increasing PMD 122 costs, so the property owners contribute towards the annual operation and maintenance costs of Franklin Square. Council requested that staff explore alternative funding mechanisms that may assist the City in recovering money for annual maintenance and operations and return to Council with that information. As discussed in the background section staff already spent time working with the property owners over the course of several months. There are no additional options

to increase contributions since the property owners already expressed to the City that they are not interested in an increase, and increases cannot be assessed unless the property owners agree by ballot. One other option that came up during the April 19, 2022 Council meeting involved the concept of implementing paid parking at Franklin Square.

Currently, the City of Santa Clara does not operate paid parking areas and any consideration of changing to paid parking at Franklin Square would require a study that includes items such as:

- Evaluating on street parking and parking lots that are part of Franklin Square
- Obtaining parking counts
- Conducting outreach events with business owners, tenants, adjacent neighborhoods and public
- Evaluating different paid parking strategies and cost ranges
- Analyzing options for designing, installing, and maintaining paid parking equipment
- Reviewing enforcement strategies and potential costs
- Preparing a financial analysis of improvement costs, maintenance costs, paid parking revenues and potential profits
- Assessing potential impacts to on street parking in adjacent neighborhoods

Staff estimates a study like the effort described above could cost up to $150,000 and could take approximately 18 months to complete. The funding source for this effort would be the General Fund so if there is a Council desire to move forward with this type of study then it should be discussed and prioritized during the City's Priority Setting Session.

ENVIRONMENTAL REVIEW

The action being considered does not constitute a "project" within the meaning of the California Environmental Quality Act ("CEQA") pursuant to CEQA Guidelines section 15378(a) as it has no potential for resulting in either a direct physical change in the environment, or a reasonably foreseeable indirect physical change in the environment.

FISCAL IMPACT

There is no fiscal impact associated with this report.

COORDINATION

This report has been coordinated with the City Attorney's Office.

PUBLIC CONTACT

Public contact was made by posting the Council agenda on the City's official-notice bulletin board outside City Hall Council Chambers. A complete agenda packet is available on the City's website and in the City Clerk's Office at least 72 hours prior to a Regular Meeting and 24 hours prior to a Special Meeting. A hard copy of any agenda report may be requested by contacting the City Clerk's Office at (408) 615-2220, email clerk@santaclaraca.gov <mailto:clerk@santaclaraca.gov> or at the public information desk at any City of Santa Clara public library.

RECOMMENDATION

Note and file this informational report.

Reviewed by: Craig Mobeck, Director of Public Works
Approved by: Rajeev Batra, City Manager

ATTACHMENTS
1. Agenda Report 22-1672 from January 25, 2022

25-110 Agenda Date: 4/8/2025

REPORT TO COUNCIL

SUBJECT
Adoption of a Resolution of Intention for Maintenance District No. 183 - Santa Clara Convention Center Complex

COUNCIL PILLAR
Deliver and Enhance High Quality Efficient Services and Infrastructure

BACKGROUND
In April 1980, the City Council adopted an ordinance providing an alternative method for annually fixing and levying a special benefit assessment for the maintenance districts in the City of Santa Clara. That ordinance (SCCC Section 16.10.490) was required because Proposition 13 prohibited the City from continuing its prior practice of assessing maintenance costs based upon assessed value. The ordinance requires that an annual report is prepared for each maintenance district, which would set the budget for the ensuing year and the formula for the annual assessment levy, and provide a description of each property, including the amount of assessment to be levied against each lot.

The original lease agreements between the Redevelopment Agency of the City of Santa Clara, Santa Clara Convention Hotel Limited Partnership (Hotel), and SCCC Associates II (Techmart) provided for the formation of the District. These agreements also served to apportion the funds necessary to maintain and operate the common improvements serving the Convention Center, Hotel, and Techmart. Hudson Techmart Commerce Center L.L.C. currently owns Techmart, Hyatt Regency Santa Clara is the current Hotel owner, and the Convention Center building is owned by the City of Santa Clara. Each of these three parties are responsible for a share of the FY 2025/26 maintenance assessment, which is set by the annual budget.

In June 1986, Council Adopted Resolution 5081 that formed the Santa Clara Convention Center Complex - Maintenance District 183 (MD 183) and established the mechanism for funding maintenance and operations on an annual basis. There are three components of this annual funding. The first component is the overall cost of maintaining and operating the general infrastructure consisting of things such as pavement, sidewalk, walkways, covered walkways, signs, landscaping etc. The cost for maintaining these items is allocated as follows: 39.64 percent to the City of Santa Clara (City), 22.94 percent to the Hyatt Regency Hotel (Hyatt) and 37.42 percent to Hudson Techmart Commerce Center LLC (Techmart). The second component includes the cost of maintaining and operating permanent parking controls such as fixed signage, electronic signage and other parking related equipment. The costs for these items are allocated 30.04 percent to the City, 22.12 percent to the Hyatt, and 47.84 percent to Techmart.

The third and final component includes the overall costs for maintaining and operating temporary parking controls such as movable barriers, temporary parking attendants and guards, adjustable

gates, and signage. The costs for these items are allocated 78.72 percent to the City, 10.64 percent to the Hyatt, and 10.64 percent to Techmart.

DISCUSSION

The annual assessment for MD 183 maintains common improvements including, but not limited to, surface and structural parking areas (parking garage), landscaping, roadway, pedestrian bridges, space frames, fountains, and exterior lighting. In addition to the costs of maintaining and operating the common improvements, the proposed total cost includes expenses related to the City's cost to administer the District, insurance, and utilities.

City staff prepared a draft Director's Report for FY 2025/26 (Attachment 1), which shows the formula for the annual assessment levy, parcel descriptions, and amount of assessment to be levied against each parcel. Based on that report, the total FY 2025/26 annual budget for MD 183 is $1,993,225 which will be funded through the City ($940,109), Hyatt ($409,460), and Techmart ($643,656). The report has been delivered to each property owner in the District, and a copy has been filed with the City Clerk's Office. Discussions between staff, property owners and all interested tenants were conducted via email correspondence and at a meeting held on March 5, 2025. A second meeting was held to continue discussions about the Director's Report on April 2, 2025.

In conjunction with preparing the report, the Council is required to hold a public hearing, prior to which a Notice of Public Hearing (Attachment 2) will be posted and published in the Santa Clara Weekly. As recommended in this report, a Resolution of Intention for Maintenance District No. 183 FY 2025/26 (Attachment 3) has been prepared and sets June 10, 2025 as the public hearing date. If the Council approves the budget on June 10, the confirmed assessments will be sent out by the City for collection.

ENVIRONMENTAL REVIEW

The action being considered does not constitute a "project" within the meaning of the California Environmental Quality Act ("CEQA") pursuant to CEQA Guidelines section 15378(b)(4) in that it is a fiscal activity that does not involve any commitment to any specific project which may result in a potential significant impact on the environment.

FISCAL IMPACT

The total FY 2025/26 maintenance cost for Maintenance District No. 183 is estimated at $1,993,225 which will be funded by the MD 183 partners. Approval of the assessment would result in the City collecting $1,053,116 in revenue from the Hotel and Techmart to fund the maintenance of common improvements at the Convention Center Complex. The balance of the cost $940,109, would be funded by the City's General Fund as the owner of the Convention Center building. The funding will be included in the FY 2025/26 Proposed Operating Budget.

COORDINATION

This report has been coordinated with the Finance Department and the City Attorney's Office.

PUBLIC CONTACT

Public contact was made by posting the Council agenda on the City's official-notice bulletin board outside City Hall Council Chambers. A complete agenda packet is available on the City's website and in the City Clerk's Office at least 72 hours prior to a Regular Meeting and 24 hours prior to a

Special Meeting. A hard copy of any agenda report may be requested by contacting the City Clerk's Office at (408) 615-2220, email clerk@santaclaraca.gov or at the public information desk at any City of Santa Clara public library.

On April 23, 2025, the Notice of Public Hearing for the June 10, 2025 Council meeting will be published in the Santa Clara Weekly. In addition, the notice will be posted at the City Clerk's Office and mailed to all property owners within the District.

RECOMMENDATION

1. Adopt a Resolution of Intention to order that the alternative method for the levy of benefit assessment be made applicable to the Santa Clara Convention Center Complex Maintenance District No. 183;
2. Set a hearing date of June 10, 2025 to approve the Director's Report FY 2025/26; and
3. Authorize the publication, mailing, and posting of the Notice of Public Hearing as stated in the Resolution of Intention.

Reviewed by: Craig Mobeck, Director of Public Works
Approved by: Jovan D. Grogan, City Manager

ATTACHMENTS

1. Director's Report FY 2025/26
2. Notice of Public Hearing
3. Resolution of Intention
4. Proposed Assessment FY 2025/26

DIRECTOR'S REPORT

CITY OF SANTA CLARA

SANTA CLARA CONVENTION CENTER COMPLEX

MAINTENANCE DISTRICT NO. 183

FISCAL YEAR 2025/2026

4/8/25

COUNCIL APPROVED: (proposed June 10, 2025)

Director of Public Works/City Engineer

SANTA CLARA CONVENTION CENTER COMPLEX
MAINTENANCE DISTRICT NO. 183
City of Santa Clara, California
SPECIAL BENEFIT ASSESSMENT for Fiscal Year 2025/2026
DIRECTOR'S REPORT

The Director of Public Works/City Engineer of the City of Santa Clara, California, pursuant to the provisions of Section 16.10.490 of the Code of the City of Santa Clara, hereby makes this report and the following special benefit assessment to cover the costs and expenses of maintaining and operating the improvements within Santa Clara Convention Center Complex Maintenance District No. 183 of said City, including the costs and expenses incidental thereto, to be paid by said Maintenance District. The amount to be paid therefore by said Maintenance District for the Fiscal Year 2025-26 is as follows:

	As Finally Confirmed
Maintenance and Operations	**$1,590,725**
Permanent Parking Controls	$15,000
Reserve for Dynamic Parking Controls	$387,500
Exceptional Improvements	$0
Funds Advanced by and to be Repaid to City	$0
TOTAL COST	**$1,993,225**
Less Amount of Surplus From Prior Years:	
Convention Center	$0
Hyatt Corporation - A Delaware Limited Liability Corporation	$0
Hudson Techmart Commerce Center L.L.C	$0
Amount of Reserves:	$0
Amount of Contribution:	$0
BALANCE OF ASSESSMENT	**$1,993,225**

And I do thereby assess and apportion the amount of said costs and expenses, including the costs and expenses incidental thereto, upon the several lots or parcels of property liable therefore and specially benefited thereby, in proportion to the benefits to be received by each lot or parcel of property, from the maintenance and operation thereof and more particularly set forth in the list hereto attached and by reference made a part hereof.

Each lot or parcel of land is described in the assessment list by reference to its parcel number as shown on the assessor's maps of the County of Santa Clara for Effective Roll Year 2025-26 to the right of the parcel numbers and include all of such parcel.

I hereby certify to the best of my professional knowledge and experience that each of the identified benefiting properties located within the District receives a special benefit over and above the benefits conferred to the public at large and that the amount of the assessment is proportional to the benefits specially received or enjoyed by each parcel or property within the District.

Date: _____ _____ _____

Director of Public Works
City of Santa Clara

SANTA CLARA CONVENTION CENTER COMPLEX
MAINTENANCE DISTRICT NO. 183
City of Santa Clara, California
SPECIAL BENEFIT ASSESSMENT for Fiscal Year 2025-26

DIRECTOR'S REPORT

TABLE 1. BUDGET

Category	Estimated Cost	Description Of Category
Maintenance and Operation	$1,590,725	Labor, materials, supplies and equipment to maintain and operate Maintenance District No. 183 including, but not limited to water, sewer, electrical and other utility costs, sweeping of parking lots, maintenance of pavement and sidewalks, pavement striping, signs, fountains, landscaping, storm drains, lighting, space frames, parking structure, bridges, other common improvements, City supervision and management of maintenance district, insurance, contingencies, and incidental expenses.
Permanent Parking Controls	$15,000	Labor, materials, supplies and equipment to maintain and operate fixed directional signs, electronic signs, automatic vehicle counting devices, cashiering stations, ticket printer, dispensers, card readers, cashier booths, including regularly scheduled parking attendants and guards.
Dynamic Parking Controls	$387,500	Labor, materials, supplies and equipment to maintain and operate movable barriers and barrier placement, special parking attendants and guards, implementation of adjustable gates, special directional signs, and implementation of electronic signs.
Exceptional Improvements	$0	Special improvement project benefiting special parcel.
Funds Advanced by and to be Repaid to City	$0	For deficits which occurred in prior years
TOTAL COST	**$1,993,225**	

Less	Amount of Surplus From Prior Years:	
	City of Santa Clara	$0
	Hyatt Regency Hotel Santa Clara	$0
	Hudson Techmart Commerce Center L.L.C	$0
	Amount of Reserves:	$0
	Amount of Contribution:	$0
	BALANCE OF ASSESSMENT	**$1,993,225**

SANTA CLARA CONVENTION CENTER COMPLEX
MAINTENANCE DISTRICT NO. 183
City of Santa Clara, California

SPECIAL BENEFIT ASSESSMENT for Fiscal Year 2025-26
DIRECTOR'S REPORT

TABLE 2. PROPERTY OWNERS TO BE ASSESSED

Name & Address of Owner	Assessor's Parcel Number		As Preliminarily Approved
City of Santa Clara 1500 Warburton Avenue Santa Clara, CA 95050 Santa Clara Convention Center (Convention Center)	104-55-017		**$940,109**
Hyatt Corporation as agent of IA Lodging Santa Clara TRS, L.L.C dba Hyatt Regency Santa Clara Erin Henry – General Manager 5101 Great America Parkway Santa Clara, CA 95054 (Hotel)	104-55-005 104-55-012		**$409,460**
Hudson Techmart Commerce Center L.L.C Rebecca Agbuya, Senior Director 2055 Gateway Place, Suite 200 San Jose, CA 95110 (Techmart)	104-55-013		**$643,656**
TOTAL			**$1,993,225**

Also Send Copy of Director's Report To:

Hyatt Regency Santa Clara
Erin Henry – General Manager
5101 Great America Parkway
Santa Clara, CA 95054

Hudson Techmart Commerce Center L.L.C
Rebecca Agbuya, Senior Director
2055 Gateway Place, Suite 200
San Jose, CA 95110

SANTA CLARA CONVENTION CENTER COMPLEX
MAINTENANCE DISTRICT NO. 183
City of Santa Clara, California

SPECIAL BENEFIT ASSESSMENT for Fiscal Year 2025-2026

DIRECTOR'S REPORT

TABLE 3. BUDGET/ASSESSMENT COMPARISON

	Budget for Fiscal Year 2024-2025			Budget for Fiscal Year 2025-2026		
	Total Assessment	**Reduced by Proportion From Prior Year's Surplus**	**Net Assessment**	**Total Assessment**	**Reduced by Proportion From Prior Year's Surplus**	**Net Assessment**
City of Santa Clara (Convention Center)	$840,546	$0	$840,546	$940,109	$0	$940,109
Hyatt Regency Hotel Santa Clara	$394,614	$0	$394,614	$409,460	$0	$409,460
Hudson Techmart Commerce Center L.L.C	$627,665	$0	$627,665	$643,656	$0	$643,656
TOTAL	**$1,862,825**	**$0**	**$1,862,825**	**$1,993,225**	**$0**	**$1,993,225**

SANTA CLARA CONVENTION CENTER COMPLEX
MAINTENANCE DISTRICT NO. 183
City of Santa Clara, California

SPECIAL BENEFIT ASSESSMENT for Fiscal Year 2025-2026
DIRECTOR'S REPORT

TABLE 4. FORMULA FOR ASSESSMENT LEVY

	Category	Estimated Expenditure	City of Santa Clara (Conv. Center)	Hyatt Regency Hotel Santa Clara	Hudson Techmart Commerce Center
			39.64%	22.94%	37.42%
I.	Maintenance and Operations	$1,590,725	$630,563	$364,912	$595,250
			30.04%	22.12%	47.84%
II.	Permanent Parking Controls	$15,000	$4,506	$3,318	$7,176
			78.72%	10.64%	10.64%
III.	Dynamic Parking Controls	$387,500	$305,040	$41,230	$41,230
IV.	Exceptional Improvements	$0	$0	$0	$0
V.	Funds Advanced by/to be Repaid to City	$0	$0	$0	$0
VI.	Surplus Funds from Prior Year	$0	$0	$0	$0
	TOTAL ASSESSMENT	**$1,993,225**	**$940,109**	**$409,460**	**$643,656**

4I:\MD #183 Convention Center\Assessments\2025April\MD#183 Director's Report 25-26Apr.doc

City of Santa Clara
Notice of Public Hearing Regarding the Levy of Benefit Assessments Applicable to the Santa Clara Convention Center Maintenance District No. 183, and Approval of Distribution of Director's Report Fiscal Year 2025-26

NOTICE IS HEREBY GIVEN that the City Council of the City of Santa Clara has determined and fixed its regularly scheduled meeting of June 10, 2025 at 7:00 p.m., or as soon thereafter as the matter may be heard in chambers and virtually as the location, date and time to conduct a public hearing to consider the passage of a resolution as follows: "a Resolution of the City of Santa Clara, California, approving the levy of benefit assessment upon the Santa Clara Convention Center Complex Maintenance District No. 183, and approving, confirming and adopting Director's Report for Fiscal Year 2025-2026."

The purpose of the public hearing is to provide City staff with an opportunity to present the City Council and the public with information concerning the proposed assessments ($1,053,116 total) to the property operators, to pay towards maintenance repairs of the Santa Clara Convention Maintenance District No. 183 and the proposed determination of the City to pay all of the remaining costs ($940,109) for routine maintenance and operation of the property and improvements of the Santa Clara Maintenance District No. 183. A total of 3 operators pay for the assessments. The public may submit written comments prior to, or make oral presentations, at the public meeting.

The City of Santa Clara is conducting City Council meetings in a hybrid manner (in-person and continues to have methods for the public to participate remotely).

- Via Zoom:
  - o https://santaclaraca.zoom.us/j/99706759306

    Meeting ID: 997-0675-9306

  - o Phone 1(669) 900-6833

How to Submit Written Public Comment Before City Council Meeting:
1. Use the eComment tab located on the City Council Agenda page https://santaclara.legistar.com/Calendar.aspx). eComments are directly sent to the iLegislate application used by City Council and staff, and become part of the public record. eComment closes 15 minutes before the start of a meeting.
2. By email to clerk@santaclaraca.gov by 12 p.m. the day of the meeting. Those emails will be forwarded to the Council and will be uploaded to the City Council Agenda as supplemental meeting material. Emails received after the 12 p.m. cutoff time up through the end of the meeting will form part of the meeting record. Please identify the Agenda Item Number in the subject line of your email. **NOTE**: Please note eComments and Emails received as public comment will not be read aloud during the meeting.

Americans with Disabilities Act (ADA): In accordance with the requirements of Title II of the Americans with Disabilities Act of 1990 ("ADA"), the City of Santa Clara will not discriminate against qualified individuals with disabilities on the basis of disability in its services, programs, or activities, and will ensure that all existing facilities will be made accessible to the maximum extent feasible. The City of Santa Clara will generally, upon request, provide appropriate aids and services leading to effective communication for qualified persons with disabilities including those with speech, hearing, or vision impairments so they can participate equally in the City's programs, services, and activities. The City of Santa Clara will make all reasonable modifications to policies and programs to ensure that people with disabilities have an equal opportunity to enjoy all of its programs, services, and activities.

Agendas and other written materials distributed during a public meeting that are public record will be made available by the City in an appropriate alternative format. Contact the City Clerk's Office at 1-408-615-2220 with your request for an alternative format copy of the agenda or other written materials.

Individuals who require an auxiliary aid or service for effective communication, or any other disability-related modification of policies or procedures, or other accommodation, in order to participate in a program, service, or activity of the City of Santa Clara, should contact the City's ADA Coordinator at 408-615-3000 as soon as possible but no later than 48 hours before the scheduled event.

Please see the above-mentioned options citizens may participate in the upcoming hearing. Submit written and/or oral comments directly to the City Clerk, 1500 Warburton Avenue, Santa Clara, California, 95050; telephone 408-615-2220.

Nora Pimentel, Assistant City Clerk

RESOLUTION NO. _____

A RESOLUTION OF THE CITY OF SANTA CLARA, CALIFORNIA OF INTENTION TO ORDER THAT THE ALTERNATIVE METHOD FOR THE LEVY OF BENEFIT ASSESSMENT BE MADE APPLICABLE TO CITY OF SANTA CLARA CONVENTION CENTER COMPLEX MAINTENANCE DISTRICT NO. 183, PROVIDING FOR NOTICE OF HEARING THEREON, APPROVING THE DISTRIBUTION OF THE DIRECTOR'S REPORT, AND PROVIDING FOR NOTICE OF HEARING ON DIRECTOR'S REPORT FOR FISCAL YEAR 2025-26

WHEREAS, pursuant to Chapter 16.10 of "The Code of the City of Santa Clara, California" ("City Code"), the City Council of the City of Santa Clara, California ("Council") adopted Resolution No. 5081 on June 3, 1986, creating "City of Santa Clara Convention Center Complex Maintenance District No. 183" ("District") in the City of Santa Clara, California ("City"). Resolution No. 5081 also ordered that the costs and expenses of maintaining and operating the on-site public improvements ("Public Improvements") on the property within the District, including the cost of necessary repairs, replacements, fuel, power, electrical current, care, supervision and any and all other items necessary for the proper maintenance and operation of the Public Improvements be raised by the levy of an annual special benefit assessment apportioned according to special benefits conferred among the parcels of property within the District in accordance with a formula set forth in Resolution No. 5081, and in accordance with and pursuant to the provisions for the alternative method for the levy of benefit assessments in maintenance districts in the City as provided in the City Code;

WHEREAS, the Council adopted Ordinance No. 1401 on April 8, 1980, which provided for an alternative method for annually fixing and levying a special benefit assessment within maintenance districts located in the City for said purpose;

WHEREAS, in the opinion of this Council, the annual costs of maintenance and operation of the Public Improvements shall be appropriately financed pursuant to the provisions of Ordinance No. 1401 and Resolution No. 5081 and related provisions of the City Code;

WHEREAS, pursuant to the provisions of Resolution No. 5081, the City's Director of Public Works has made and filed with the City Clerk a written report ("Director's Report") setting forth the budget, the formula for the annual assessment levy, a description of each lot or parcel of property to be assessed and the amount of the assessment to be levied against each lot or parcel of property in accordance with said formula for Fiscal Year 2025-26. The costs of operation, maintenance, and servicing of improvements to be funded by the District are apportioned to each parcel in proportion to the special benefit it receives;

WHEREAS, City Staff met with the affected property owners on March 5 and April 2, 2025 to discuss the Director's Report;

WHEREAS, Articles XIIIC and XIIID of the California Constitution (Proposition 218) requires majority approval of the property owners within the District for any increase in the rate used to calculate the assessment or changes in the methodology by which the assessment is calculated, if that change increases the amount of the assessment imposed on any person or parcel;

WHEREAS, the Director's Report, Ballot, and public hearing notice are to be sent out at least 45 days in advance of the public hearing to all property owners, and any tenants within the District who are responsible for paying each assessment;

WHEREAS, in the event of an assessment that is greater than any previous assessment, a majority weighted vote of the Ballots (weighting determined by an amount of assessment paid), must be received in order to approve any proposed increase in assessment;

WHEREAS, for Fiscal Year 2025-26, the assessments are increasing and therefore, Proposition 218 requirements do apply; and

WHEREAS, the Council has duly considered the Director's Report and finds that it is sufficient and does not require modification.

NOW THEREFORE, BE IT RESOLVED BY THE CITY OF SANTA CLARA AS FOLLOWS:

1. That the recitals set forth above are true and correct and by this reference, the Council makes them a part hereof.

2. That the public interest and convenience require and this Council hereby orders that the costs and expenses of acquiring, constructing, reconstructing, installing, extending, enlarging, repairing, improving, maintaining and operating the Public Improvements now existing or hereafter to be constructed in and for the District which benefit the District as a whole, including the cost of necessary repairs, replacements, water, fuel, power, gas, electric current, care, supervision and any and all other items necessary for the proper maintenance and operation thereof, and of all additions, improvements and enlargements thereto which may hereafter be made, be raised by an annual special benefit assessment in accordance with and pursuant to the provisions for the alternative method for the levy of benefit assessments in maintenance districts in the City, as provided in Section 16.10.490 and Section 16.10.500 of the City Code, on all lots or parcels of property within the District.

3. That the costs and expenses of maintaining and operating the Public Improvements within the District shall annually be assessed, either partly or wholly, upon the benefited lots and parcels of property within the District by apportioning the costs and expenses according to benefits in proportion to the special benefits received by each lot or parcel of property within the District in accordance with the formula set forth in EXHIBIT "B" of Resolution No. 5081.

4. That the City Manager caused a budget to be prepared for the costs of the expenses of maintaining and operating the Public Improvements during fiscal year 2025-26 and the Director of Public Works prepared and filed a Director's Report with the City Clerk which provides the basis for the levy of benefit assessments for the cost of maintenance and operation on all lots or parcels of property within the District.

5. NOTICE IS HEREBY GIVEN that on Tuesday, June 10, 2025 at 7:00 p.m., at its regular meeting place in the Council Chambers at City Hall, 1500 Warburton Avenue, Santa Clara, California, the Council will hold a public hearing during which it will hear any and all evidence

and protests relating to said alternative method for the levy of benefit assessments and said formula for the District, and if the assessment is greater than any previous assessment, certify any ballots received and determine any weighted vote necessary, examine said Director's Report and hear all persons interested therein. Any interested property owner, who objects to the alternative method for the levy of benefit assessments, the formula, or to the amount of the assessment on any lot or parcel of property owned by him/her, may file a signed written protest with the City Clerk before the commencement of the Council meeting during which the public hearing will be held, describing the lot or parcel of property owned by him/her so that it may be identified and stating the grounds of his/her protest. The property owner may appear at the hearing and be heard with regard to his/her protest.

6. The City Clerk is hereby authorized and directed to a) post a copy of notice of hearing on or near the Council Chamber door or any bulletin board in or adjacent to the City Hall and b) publish a copy of notice of hearing at least once in a newspaper of general circulation, pursuant to City Code Section 16.10.490(p).

7. The Director of Public Works is hereby authorized and directed to give notice of said hearing by mailing a copy of this Resolution of Intention and Director's Report, postage prepaid to record owners of any lot or parcel of property subject to a benefit assessment to pay said costs of maintenance and operation, as determined by the last assessment roll. This Resolution will be available for public inspection in the City Clerk's office; and said mailing shall be done at least forty-five (45) days, and posting and publication shall be completed not less than ten (10) days, prior to the date fixed (June 10, 2025) for the hearing.

8. Effective date. This resolution shall become effective immediately.

I HEREBY CERTIFY THE FOREGOING TO BE A TRUE COPY OF A RESOLUTION PASSED AND ADOPTED BY THE CITY OF SANTA CLARA, CALIFORNIA, AT A REGULAR MEETING THEREOF HELD ON THE ___ DAY OF _____, 2025, BY THE FOLLOWING VOTE:

AYES: COUNCILORS:

NOES: COUNCILORS:

ABSENT: COUNCILORS:

ABSTAINED: COUNCILORS:

ATTEST: _____

NORA PIMENTEL, MMC
ASSISTANT CITY CLERK
CITY OF SANTA CLARA

Attachments incorporated by reference:
1. Director's Report

City of Santa Clara

Proposed FY 2025-26
Assessment

RTC #25-110

REPORT TO COUNCIL

SUBJECT

Proposed Assessment for the Santa Clara Convention Center Complex, Maintenance District No.183

Entity	**Proposed FY 2025-26 Assessment**		
	Amount	Less Prior Years' Surplus	Total
City of Santa Clara (Convention Center):	$940,109	(0)	$940,109
Hyatt Regency Hotel Santa Clara:	$409,460	(0)	$409,460
Hudson Techmart Commerce Center LLC	$643,656	(0)	$643,656
TOTAL	**$1,993,225**		**$1,993,225**

25-295 Agenda Date: 4/8/2025

REPORT TO COUNCIL

SUBJECT
Action to Restructure the Neighborhood University Relations Committee from a Committee comprised of three City Councilmembers to a seven member Committee, to be comprised of two City Councilmembers; two members of Santa Clara University staff, one Santa Clara University student, one neighborhood resident; and one property owner representative.

COUNCIL PILLAR
Enhance Community Engagement and Transparency

BACKGROUND
The current Neighborhood University Relations Committee was formed in 2006 when the Santa Clara University/City Liaison Committee and the Neighborhood University Relations Committee (NURC) were combined because of their overlapping subject areas. The re-formed NURC was envisioned as a forum for on-going communication and problem solving among the three appointed Councilmembers, supporting City staff, neighborhood residents, property owners and Santa Clara University officials and students.

On June 23, 2009, former Mayor Mahan requested three NURC meetings per year (October/November, February, and April) as it was agreed that more time was needed for dialogue between the residents and the students.

At the October 16, 2023 NURC, City Council Committee members and the one community member present discussed their interest to change NURC meetings in order for it to be a more effective forum. At the July 11, 2024 NURC meeting, staff provided background regarding the formation and purpose of NURC as a body.

At the December 2, 2024 NURC meeting, staff shared formats other communities use for coordination and partnership between universities, neighborhoods and residents. Each of the models were more inclusive than NURC's current structure, which is comprised only of City Councilmembers. While Santa Clara University staff and residents regularly attend, they do not have representation as Committee members. The Committee discussed the benefits of having a more inclusive structure with added membership to include University staff, student, property owner, and neighborhood representation.

At the February 24, 2025 NURC, staff proposed restructuring the Committee to include seven Committee members.

DISCUSSION
In alignment with the goal of a more inclusive Committee structure that would reflect the diverse

interests and topics of collaboration that arise in the community, at their February 24, 2025 meeting, NURC recommended that the City Council change the current structure of the NURC from three Committee members who are City Councilmembers to a structure that would be comprised of seven Committee members including:

- Two City Councilmembers
- Two Santa Clara University staff
- One Santa Clara University student
- One Resident from the Old Quad neighborhood (Attachment #2), which is adjacent to the University
- One property owner/landlord representative

As further recommended by NURC, the City Council would continue to make its appointments of Councilmembers to this Committee annually, as occurs with all Committees. Additionally, Santa Clara University would designate its two staff members and student representatives and they would then be formally appointed by the City Council. After a recruitment process, the neighborhood resident and property owner/landlord representative would be selected and appointed by the City Council. All Committee members would serve four-year terms. Recognizing that student and other Committee members may not be able to serve four years, recruitment and re-appointment for replacement Committee members may occur with greater frequency as needed.

A restructuring of the NURC requires the approval of the City Council, and action on this item would formalize the proposed restructure.

Should the City Council approve the restructure as proposed, recruitments for the neighborhood representative and property owner/landlord representative would occur in the May/June timeframe with City Council appointments occurring in the late summer/early Fall in order to seat the new Committee members before the Fall NURC meeting on October 20, 2025.

ENVIRONMENTAL REVIEW

The action being considered does not constitute a “project” within the meaning of the California Environmental Quality Act (“CEQA”) pursuant to CEQA Guidelines section 15378(a) as it has no potential for resulting in either a direct physical change in the environment, or a reasonably foreseeable indirect physical change in the environment.

FISCAL IMPACT

There is no fiscal impact to the City other than staff time.

COORDINATION

This report has been coordinated with the Community Development Department and City Manager’s Office.

PUBLIC CONTACT

Public contact was made by posting the Council agenda on the City's official-notice bulletin board outside City Hall Council Chambers. A complete agenda packet is available on the City's website and in the City Clerk's Office at least 72 hours prior to a Regular Meeting and 24 hours prior to a Special Meeting. A hard copy of any agenda report may be requested by contacting the City Clerk's Office at (408) 615-2220, email clerk@santaclaraca.gov or at the public information desk at any City of Santa Clara public library.

RECOMMENDATION

Approve the restructuring of the Neighborhood University Relations Committee from a Committee comprised of three City Councilmembers to a seven member Committee, to be comprised of two City Councilmembers; two members of Santa Clara University staff, one Santa Clara University student, one neighborhood resident; and one property owner representative and authorize and direct staff to take all necessary and appropriate actions to implement the restructuring.

Reviewed by: Reena Brilliot, Director of Economic Development and Sustainability
Approved by: Jovan Grogan, City Manager

ATTACHMENTS

1. Resolution to Restructure Neighborhood University Relations Committee
2. Map of Old Quad Neighborhood

RESOLUTION NO. _____

A RESOLUTION OF THE CITY OF SANTA CLARA, CALIFORNIA TO RESTRUCTURE THE NEIGHBORHOOD UNIVERSITY RELATIONS COMMITTEE (NURC) FROM A COMMITTEE COMPRISED OF THREE CITY COUNCILMEMBERS TO A SEVEN MEMBER COMMITTEE, TO BE COMPRISED OF TWO CITY COUNCILMEMBERS; TWO MEMBERS OF SANTA CLARA UNIVERSITY STAFF AND ONE STUDENT, ONE NEIGHBORHOOD RESIDENT; AND ONE PROPERTY OWNER REPRESENTATIVE

WHEREAS, The current Neighborhood University Relations Committee was formed in 2006 when the Santa Clara University/City Liaison Committee and the Neighborhood University Relations Committee (NURC) were combined because of their overlapping subject areas. The re-formed NURC was envisioned as a forum for on-going communication and problem solving among the three appointed Councilmembers, supporting City staff, neighborhood residents, property owners and Santa Clara University officials and students;

WHEREAS, On June 23, 2009, former Mayor Mahan requested three NURC meetings per year (October/November, February, and April);

WHEREAS, at the October 16, 2023 NURC, City Council Committee members and the one community member present discussed their interest to change NURC meetings in order for it to be a more effective forum;

WHEREAS, at the December 2, 2024 NURC meeting, staff shared formats other communities use for coordination and partnership between universities, neighborhoods and residents. Each of the models were more inclusive than NURC's current structure, which includes three City Councilmember participants. While Santa Clara University staff and residents regularly attend, they do not have representation as Committee members. The Committee discussed the benefits of having a more inclusive structure with added membership to include University staff, student, property owner, and neighborhood representation; and

WHEREAS, at their February 24, 2025 meeting, NURC recommended that the City Council change the current structure of the NURC to be more inclusive of stakeholders and restructure NURC from three Committee members who are City Councilmembers to a structure that would be comprised of seven Committee members including two City Councilmembers, two Santa Clara University staff, one Santa Clara University student, one resident from the Old Quad neighborhood, and one property owner/landlord representative. NURC recommended that the Santa Clara University staff and student be designated by Santa Clara University and that the neighborhood representative and property owner/landlord representative Committee members be selected by the City Council, with all Committee members appointed by the City Council.

NOW THEREFORE, BE IT RESOLVED BY THE CITY OF SANTA CLARA AS FOLLOWS:

1. That ...

A. The NURC be restructured from a Committee comprised of three City Councilmembers to a seven member Committee, to be comprised of two City Councilmembers; two members of Santa Clara University staff and one Santa Clara University student, one neighborhood resident from the Old Quad neighborhood; and one property owner representative.

B. The Santa Clara University staff and student participating in NURC will be designated by Santa Clara University and the neighborhood representative and property owner/landlord representative participating in NURC will be selected by the City Council. All Committee members will be appointed by the City Council.

C. All Committee members would serve four-year terms. Recognizing that student and other Committee members may not be able to serve four years, recruitment and re-appointment for replacement Committee members may occur with greater frequency as needed.

2. Effective date. This resolution shall become effective immediately.

I HEREBY CERTIFY THE FOREGOING TO BE A TRUE COPY OF A RESOLUTION PASSED AND ADOPTED BY THE CITY OF SANTA CLARA, CALIFORNIA, AT A REGULAR MEETING THEREOF HELD ON THE ___ DAY OF _____, 2025, BY THE FOLLOWING VOTE:

AYES: COUNCILORS:

NOES: COUNCILORS:

ABSENT: COUNCILORS:

ABSTAINED: COUNCILORS:

ATTEST: _____
NORA PIMENTEL, MMC
ASSISTANT CITY CLERK
CITY OF SANTA CLARA

Attachments incorporated by reference:
1. OLD QUAD NEIGHBORHOOD MAP

S:\Attorney\RESOLUTIONS\Form Resolution-City.doc

City of Santa Clara
Old Quad Map

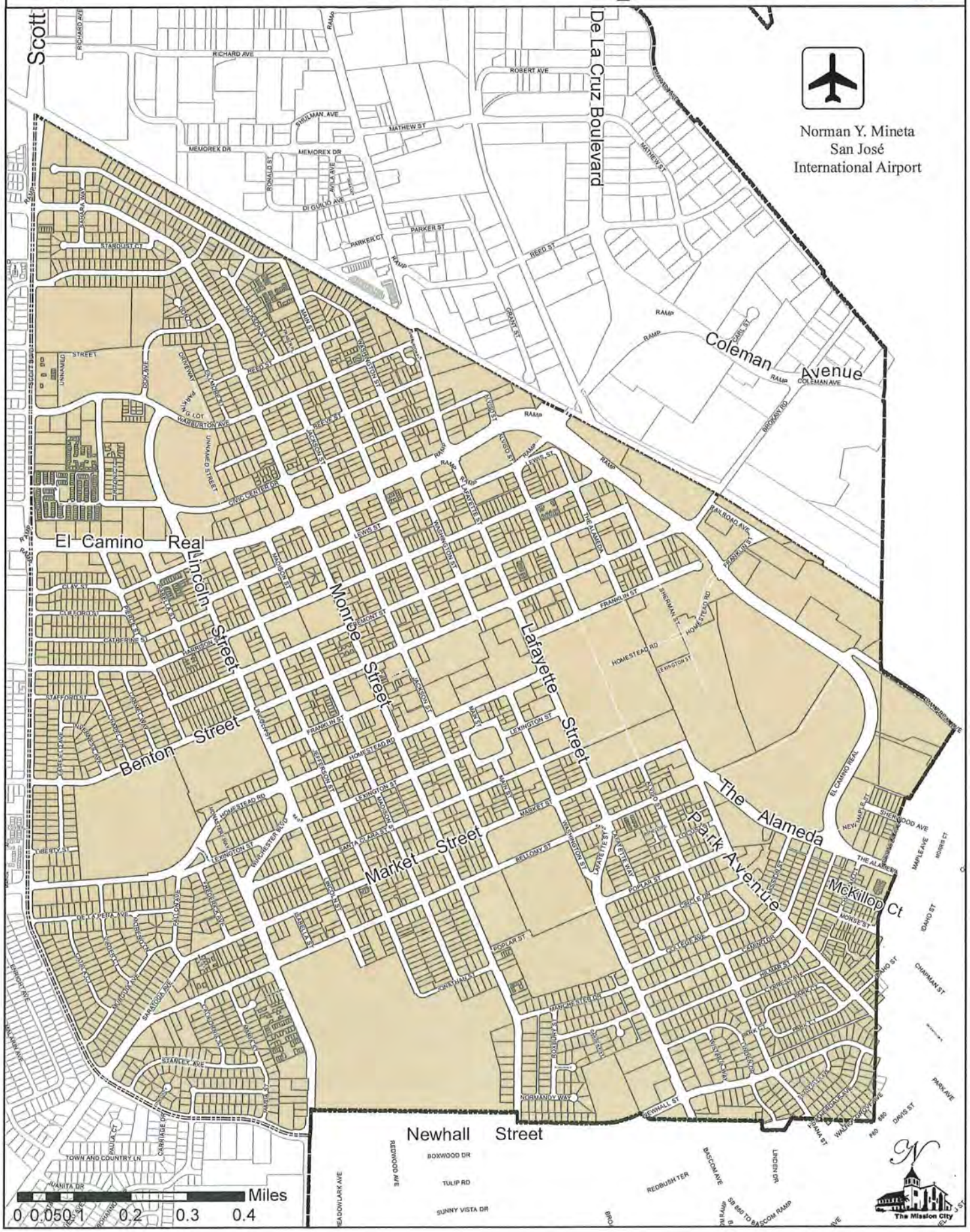

25-303 Agenda Date: 4/8/2025

REPORT TO COUNCIL

SUBJECT
Action on Authorizing the City Manager to Negotiate and Execute the Transmission Owner Rate Case Program Agreement with the Northern California Power Agency to Provide Support Services in Transmission Owner Rate Cases on behalf of Silicon Valley Power

COUNCIL PILLAR
Deliver and Enhance High Quality Efficient Services and Infrastructure

BACKGROUND
The City of Santa Clara's electric utility, Silicon Valley Power (SVP), is connected to the California Independent System Operator (CAISO) grid. In California, while the flow of energy on the transmission grid is controlled by the CAISO, three investor-owned utilities (IOUs) own a majority of the transmission grid: Pacific Gas and Electric (PG&E), Southern California Edison (SCE), and San Diego Gas & Electric (SDG&E). Transmission owners, like PG&E, SCE, and SDG&E, are required to develop and file Transmission Owner Tariffs (TO Tariff), which describe the terms and conditions for wholesale customers to access the transmission system at the Federal Energy Regulatory Commission (FERC). In addition, transmission owners are required to file a Transmission Revenue Requirement (TRR) at the FERC demonstrating the transmission owner is providing transmission services at just and reasonable rates. The TRR is the total cost of construction, maintenance, and operation of the transmission system, including the return on investment and depreciation. The TO Tariff and TRR must be approved by the FERC. The collective TRRs from participating transmission owners in the CAISO region sets the CAISO Transmission Access Charge (TAC), which is charged to load-serving entities such as SVP.

SVP, along with other CAISO stakeholders, can intervene as a party in the FERC transmission owner's rate cases to ensure the TRR filed by the transmission owner is just and reasonable. These rate cases typically require significant amounts of time and involve legal representation, forensic accountants to review transmission revenue requirements, and expert witnesses at rate hearings. Historically, SVP has relied on joint action agencies such as the Transmission Agency of Northern California (TANC) and the Northern California Power Agency (NCPA) to participate as a stakeholder in the rate cases because of their expertise and resources to manage transmission rate cases and their ability to share the cost of such participation among their members.

In March 2024, the NCPA formally created a Transmission Owner Rate Case Program to formalize NCPA's participation in transmission owner rate cases and for the NCPA members to reimburse the NCPA for costs incurred.

DISCUSSION
As the TANC is no longer participating as a stakeholder in transmission owner rate cases, SVP

desires to participate in the NCPA Transmission Owner Rate Case Program to take advantage of NCPA's resources and subject matter expertise to manage transmission owner rate cases. The NCPA will also assist with the coordination efforts with other stakeholders such as the California Public Utilities Commission and Six Cities (six Southern California publicly owned utilities (POUs) that are also part of the CAISO grid).

Services provided under the Transmission Owner Rate Case Program include but are not limited to: (i) representing the interests of the participants by monitoring, analyzing, and participating in transmission owner rate cases before the FERC, including any appeals, (ii) engaging in other related filings and industry developments that affect the cost or provision of transmission services under the Transmission Owner Rate Case Program, and (iii) engaging in other transmission cost related activities as may be approved by the participants.

On August 22, 2024, the FERC approved a settlement of 3 PG&E transmission owner rate cases. This settlement will result in a refund of nearly $1 billion plus interest to transmission customers, including SVP. The refund will be distributed over time through CAISO and will offset a portion of SVP's transmission access charges. Without the intervention in transmission owner rate cases, these refunds would not occur.

Under the agreement, each participant who elects to join the program will be obligated to pay its equitable share of costs associated with NCPA's provision of services. This equitable share is based on each participating member's share of the total program participant load. In this case, SVP's program participant percentage will be 63.55%. The Transmission Owner Rate Case Program Agreement may be amended from time to time if new participants are added to the program or when existing participants withdraw participation. In such cases, SVP's cost share may also be adjusted.

ENVIRONMENTAL REVIEW

The action being considered does not constitute a "project" within the meaning of the California Environmental Quality Act ("CEQA") pursuant to section 15378(b)(5) of Title 14 of the California Code of Regulations in that it is an administrative activity that will not result in direct or indirect physical changes in the environment.

FISCAL IMPACT

The annual cost will be based on the estimated level of effort anticipated for the year and included as part of the annual NCPA budget development process. The estimated cost will be included in the annual NCPA budget which will be approved by the NCPA Commission. SVP's share of the NCPA budget will be included in SVP's recommended budget.

COORDINATION

This report has been coordinated with the Finance Department and City Attorney's Office.

PUBLIC CONTACT

Public contact was made by posting the Council agenda on the City's official-notice bulletin board outside City Hall Council Chambers. A complete agenda packet is available on the City's website and in the City Clerk's Office at least 72 hours prior to a Regular Meeting and 24 hours prior to a Special Meeting. A hard copy of any agenda report may be requested by contacting the City Clerk's Office at (408) 615-2220, email clerk@santaclaraca.gov or at the public information desk at any City of Santa Clara public library.

RECOMMENDATION

1. Authorize the City Manager or designee to negotiate and execute the Transmission Owner Rate Case Program Agreement (Agreement) with the Northern California Power Agency, subject to the review and approval as to form by the City Attorney; and
2. Authorize the City Manager or designee to take any actions as necessary to implement and administer the Agreement and to negotiate and execute amendments to those agreements to allow for program changes and changes in participation, subject to the review and approval as to form by the City Attorney.

Reviewed by: Manuel Pineda, Chief Electric Utility Officer
Approved by: Jovan D. Grogan, City Manager

25-276 Agenda Date: 4/8/2025

REPORT TO COUNCIL

SUBJECT
Informational Report on the City's Annual Earth Day/Arbor Day Celebration

COUNCIL PILLAR
Promote Sustainability and Environmental Protection

BACKGROUND
The Arbor Day Foundation is a nonprofit conservation and education organization with a mission to inspire people to plant, celebrate and nurture trees. It was founded in 1972 to celebrate the 100th anniversary of the first Arbor Day. Through its Tree City USA program, over 3,600 cities and towns are honored as Tree City USA communities for their commitment to planting and nurturing trees. The Growth Award was created to recognize those communities that demonstrate higher levels of tree care and environmental stewardship. This award recognizes innovative programs and projects as well as increased commitment of resources for urban forestry.

DISCUSSION
Since the inception of the Municipal Tree Program in 1960, Santa Clara has maintained a commitment to manage, preserve, and expand trees in our urban forest. The City of Santa Clara has been designated a Tree City USA community for 37 consecutive years. In addition, through various annual activities aimed at supporting and maintaining our sustainable municipal forestry program, the City has been presented with the Growth Award 24 times. Towns and cities who have been recognized as a Tree City USA or with the Growth Award take great pride in this distinction.

In 2024, the City of Santa Clara met all criteria to maintain Tree City USA status and receive another Growth Award for our municipal tree maintenance and preservation program. The Department of Public Works (DPW) expects to receive this important recognition once again and is awaiting official confirmation from the Arbor Day Foundation.

Each year on Earth Day and Arbor Day, people across the country show their support for environmental protection and reflect on the important role that trees play in our world. Trees help clean our air, reduce the effects of climate change, provide habitat for wildlife, and help save energy. DPW is organizing its annual Earth Day/Arbor Day Celebration which will take place at the Central Park Pavilion on Thursday, April 10, 2025, from 10 a.m. - 2 p.m. This community event will feature a stage performance and various youth activities aimed at increasing environmental awareness efforts and celebrating our earth and our community’s commitment to protecting it.

ENVIRONMENTAL REVIEW
This is an information report only and no action is being taken by the City Council and no environmental review under the California Environmental Quality (“CEQA”) is required.

FISCAL IMPACT
There is no fiscal impact other than staff time for preparing this report.

PUBLIC CONTACT
Public contact was made by posting the Council agenda on the City's official-notice bulletin board outside City Hall Council Chambers. A complete agenda packet is available on the City's website and in the City Clerk's Office at least 72 hours prior to a Regular Meeting and 24 hours prior to a Special Meeting. A hard copy of any agenda report may be requested by contacting the City Clerk's Office at (408) 615-2220, email clerk@santaclaraca.gov or at the public information desk at any City of Santa Clara public library.

RECOMMENDATION
Note and File the Informational Report on the City's Annual Earth Day/Arbor Day Celebration

Reviewed by: Craig Mobeck, Director of Public Works
Approved by: Jovan Grogan, City Manager

25-405 Agenda Date: 4/8/2025

REPORT TO COUNCIL

SUBJECT
Informational Report on 2025 Q1 Legislative Updates

COUNCIL PILLAR
Enhance Community Engagement and Transparency

BACKGROUND
On October 9, 2018, the City Council adopted Resolution No. 18-8611 to approve a Legislative Advocacy Position (LAP) Policy. The LAP Policy establishes guidelines for advancing City goals and positions through legislative review and advocacy at the regional, state, and federal levels of government. The policy also provides guidance for City officials who serve on regional, State, and national boards, committees, and commissions when they are asked to review public policy matters and issues.

The Council is required to annually adopt or update LAPs at the beginning of the calendar year to identify specific legislative priorities outside of the LAP Policy's legislative guiding principles. On February 25, 2025, the City Council adopted eleven (11) LAPs that were updated for 2025 on the following key issues:

- Broadband, Cable Services, and Wireless Facilities
- Community Services
- Emergency Management
- Energy Legislation, Regulations and Issues
- Housing
- Human Resources and Public Sector Employment
- Public Safety
- Regional Issues and Collaboration
- Sustainability and Environmental Protection
- Transportation Issues
- Water Supply and Conservation

The LAP Policy includes the following procedures that streamline the City's legislative review and advocacy process:

- If the City Council has previously adopted a policy directly relevant to the legislation or the proposed legislation is generally consistent with the City's overall guiding principles for legislative advocacy or LAP, the Mayor or City Manager may sign a letter supporting or opposing legislation on behalf of the City.

- In order to keep the City Council informed of all City communications on legislation, copies of the letter or summary of actions will be distributed to the City Council as information items in the Council Meeting Agendas.
- Staff will provide and/or coordinate quarterly legislative updates on public policy items of interest to the City Council and departments.

In coordination with staff, the City's legislative advocacy consultant, Townsend Public Affairs, Inc. (Townsend), tracks and monitors legislation and advocates the City's position on various legislation at the State and federal levels of government. This report provides an update on such efforts.

DISCUSSION

A 2025 Q1 Legislative Update prepared by Townsend summarizes key State and federal updates that have occurred recently (Attachment 1). Townsend has also provided a 2025 Q1 Legislative Bill Matrix that outlines key State legislation that staff and Townsend are tracking (Attachment 2). The bills are grouped under their respective LAP and a summary has been provided for each bill.

City action on legislative items for the quarter is documented in the 2025 Q1 Legislative Action Summary (Attachment 3), along with copies of legislative letters, in accordance with the LAP Policy requirement to provide copies of the letters or a summary of actions to City Council.

ENVIRONMENTAL REVIEW

The action being considered does not constitute a "project" within the meaning of the California Environmental Quality Act ("CEQA") pursuant to CEQA Guidelines section 15378(b)(5) in that it is a governmental organizational or administrative activity that will not result in direct or indirect changes in the environment.

FISCAL IMPACT

The City has an existing agreement with Townsend Public Affairs for State and federal legislative advocacy services. Townsend's services which are described in this report are included in the consultant's monthly service fee.

COORDINATION

This report has been coordinated with Townsend Public Affairs and the City Attorney's Office.

PUBLIC CONTACT

Public contact was made by posting the Council agenda on the City's official-notice bulletin board outside City Hall Council Chambers. A complete agenda packet is available on the City's website and in the City Clerk's Office at least 72 hours prior to a Regular Meeting and 24 hours prior to a Special Meeting. A hard copy of any agenda report may be requested by contacting the City Clerk's Office at (408) 615-2220, email clerk@santaclaraca.gov or at the public information desk at any City of Santa Clara public library.

RECOMMENDATION

Note and file the informational report on 2025 Q1 legislative updates.

Reviewed by: Christine Jung, Deputy City Manager

Approved by: Jovan D. Grogan, City Manager

ATTACHMENTS

1. 2025 Q1 Legislative Update by Townsend Public Affairs
2. 2025 Q1 Legislative Bill Matrix
3. 2025 Q1 Legislative Action Summary

TOWNSEND
PUBLIC AFFAIRS
EST TPA 1998

MEMORANDUM

To: **City of Santa Clara**

From: **Townsend Public Affairs**
Casey Elliott, Vice President

Date: March 25, 2025

Subject: **Q1 Legislative Update**

February 21 marked the deadline for introducing new bills in the Legislature, officially concluding the 2025 bill introduction period. Over the course of two months, lawmakers submitted a total of 2,350 measures for consideration—850 bills from the Senate and 1,500 from the Assembly.

This year, legislators are operating under new bill limits aimed at streamlining the legislative process. The Senate and Assembly have reduced their respective caps to 35 bills per member, over the course of the two-year session, down from previous limits of 40 in the Senate and 50 in the Assembly. These adjustments are intended to promote a more focused set of policy priorities and enhance the efficiency of the legislative process.

With the introduction period now closed, the Legislature shifts its attention to the next phase: policy committee hearings, where bills will undergo their first formal review. In the coming weeks, hundreds of measures will be examined in policy and fiscal committees, helping shape the year's legislative agenda. Committees have already begun holding informational and oversight hearings in preparation for evaluating the newly introduced proposals.

Update on State Revenues and Budget Implications

The Legislative Analyst's Office (LAO) reported potential higher-than-expected revenues for 2024-25, with estimates suggesting $4.4 billion above the Governor's Budget projections for 2024-25 and $2.4 billion above for 2025-26. This increase is primarily driven by stock market gains boosting high-income tax collections, though corporate and sales tax revenues remain weaker.

Despite this, the net budget impact may be limited. Much of the additional revenue must go to schools and reserves, and higher revenues in 2025-26 could reduce planned rainy-day fund withdrawals.

The LAO warns that stock market sustainability and inflation risks remain uncertain and advises policymakers to interpret revenue forecasts with caution. Their new forecasting guidelines emphasize:

- Expect multi-billion-dollar variances in state revenue forecasts.
- Focus on larger trends rather than smaller differences in projections.
- Weigh upside and downside risks when planning.

- Be cautious in interpreting early-year tax collection trends.
- Recognize that revenues and the economy do not always align.

Reinforcing the LAO's findings, in their most recent monthly Finance Bulletin, the Department of Finance indicated that February's General Fund cash receipts were $2.3 billion, or 24.9%, above the Governor's Budget forecast. This brings year-to-date revenues $4.6 billion, or 3.8%, above estimates despite the Governor's Budget being crafted before the tax filing deadline was extended for Los Angeles County taxpayers impacted by the recent wildfires.

Personal income tax and corporation tax receipts drove February's performance at $1 billion and $296 million above projections, respectively, while sales and use tax receipts dropped $167 million below estimates. With just a couple months until the Governor's May Revise, the Senate and Assembly Budget Committees are busy holding Subcommittee hearings soliciting updates and proposals from state departments, but most items are held open until a later date pending action before the adoption of a final budget bill.

STATE LEGISLATURE

As the bill introduction deadline steadily approached in the month of February, Speaker Robert Rivas released his legislative priorities, particularly on affordability—a central theme that has taken shape after the Los Angeles-area wildfires and a special session focused on countering federal policies dominated the first weeks of the legislative year. His strategy includes:

1. **Fast-Tracking Housing Legislation** – A package of bills will be introduced to expedite housing construction, especially in fire-ravaged coastal areas. These measures will require local governments and state agencies to accelerate permit approvals, freeze building standards, and enhance tenant protections for displaced residents. Speaker Rivas plans to add urgency clauses, ensuring the bills take effect immediately.

2. **Committee Hearings on Affordability** – On February 26, the Assembly's Economic Development, Growth, and Household Impact Committee began a series of hearings on key cost-of-living challenges, including LA fire recovery, grocery prices, transportation, child care, and health care costs.

3. **Assessing Additional Affordability Legislation** – As lawmakers introduced bills before the deadline, Speaker Rivas began to evaluate which proposals could become part of a second round of affordability legislation, expected to be announced this spring. He previously stated that all legislation this session should be evaluated based on its impact on working families.

Several affordability-focused bills are already in play, addressing student loan debt forgiveness, tax breaks on essential goods, lower utility bills, and expanded child tax credits. However, housing remains the top priority, especially after the devastating LA wildfires, which destroyed over 16,000 homes and structures in a region already struggling with one of the nation's worst housing shortages.

In addition to the focus on affordability, notable upcoming hearings include an informational hearing on Proposition 36 implementation—which deals with sentencing reforms for nonviolent drug offenders—and a hearing on the state's cap-and-trade program and plans for its impending reauthorization. These discussions will be key in shaping California's approach to criminal justice and environmental policy moving forward.

Joint Public Safety Committee Hearing on Proposition 36 Implementation

In late February, the Assembly and Senate Public Safety Committees held a joint informational hearing to assess the statewide implementation of Proposition 36, the voter-approved measure reinstating felony charges for certain drug and theft crimes. The discussion focused on funding challenges, the impact on state prisons and local jails, and the need for mental health and substance use treatment resources.

Key takeaways from the hearing:

- Funding Gaps & Legislative Response: Prop 36 did not include a dedicated funding mechanism, leaving it to lawmakers and the Governor to determine how to cover the estimated 4,000 additional state prison inmates and increased caseloads in local courts and jails. Senator Jesse Arreguin, Chair of the Senate Public Safety Committee, reiterated that lawmakers are committed to ensuring funding aligns with voter intent.
- Judicial & Law Enforcement Perspectives: The Judicial Council of California reported an estimated 30,000–40,000 new felony cases statewide, with more than 56% involving drug-related offenses. Some law enforcement officials supported the measure as a tool to address retail theft and drug-related crime, while others raised concerns about the lack of treatment capacity for individuals opting for mandated rehabilitation.
- Legislative Analyst's Office (LAO) Findings: The LAO challenged the Newsom Administration's prison population projections, claiming they were overstated and should be revised in May. The office also urged increased legislative oversight to determine proper funding for local courts.
- Equity & Rehabilitation Concerns: Public defenders from Alameda and Stanislaus Counties raised concerns over racial disparities in felony filings and the lack of available treatment options, which has left some individuals waiting in jail without access to services.

The hearing underscored the need for a comprehensive funding plan to support courts, jails, and rehabilitation programs. Further legislative hearings are expected as budget negotiations continue and lawmakers work to balance public safety with effective rehabilitation strategies.

Proposition 4 Implementation Update: Wildfire Prevention Funding and New Fire Regulations

With the passage of Proposition 4 in November 2024, California voters approved a $10 billion Climate Resilience Bond, directing significant funding toward wildfire prevention, water infrastructure, coastal protection, and climate adaptation projects. Of this, $1.5 billion is earmarked for wildfire prevention and forest resilience over the next five years, with $325 million proposed for the FY25/26 cycle. Given the increasing severity of wildfires, rising insurance costs, and the need for stronger fire mitigation efforts, these funds are being expedited to support fire-prone communities ahead of the 2025 fire season.

On February 26, the Assembly Budget Subcommittee convened to discuss the allocation of these wildfire prevention funds. Key proposals include:

- $9 million to CalOES for the Wildfire Mitigation Grant Program
- $6 million to the Department of Conservation's Regional Forest and Fire Capacity Program
- $11 million for forest and vegetative waste removal
- $80 million to CalFire and the Sierra Nevada Conservancy for regional wildfire prevention projects

- $82 million for the Forest Health Program
- $59 million for local fire prevention grants
- $10 million for fuel reduction, structure hardening, reforestation, and land acquisitions, with 50% prioritized for low-income households

A major priority in the funding plan is ensuring at least 40% of funds benefit disadvantaged communities. CalFire noted that this goal is typically met, though adjustments may be made as needed to ensure equitable distribution. Two pilot projects in Riverside and Siskiyou counties will test localized funding approaches.

While much of the Proposition 4 wildfire funding will be distributed through existing CalFire and CalOES programs, concerns remain over uncertainties in FEMA matching funds and the allocation of the remaining $39 million in uncommitted resources. Moving forward, legislative discussions will focus on ensuring these funds reach the most at-risk communities, strengthening local fire mitigation efforts, and addressing gaps in insurance affordability.

Senate Budget and Fiscal Review Committee: Transit Funding in California

In February, the Senate Budget and Fiscal Review Committee convened an informational hearing on transit funding in California. Committee members received testimony from three panels, which provided an overview of transit funding and operations, examined recent state investments, and shared perspectives from transit operators.

The Legislative Analyst's Office (LAO) presented an overview of the state's transit funding and highlighted its primary revenue sources and recent financial shifts. The COVID-19 pandemic severely impacted transit ridership and agency budgets, with ridership dropping over 50% in 2020. Although recovery is ongoing, 2023 ridership remained 29% below pre-pandemic levels. To address short-term funding gaps, the federal government provided nearly $70 billion nationwide, with California agencies receiving $9.8 billion. These funds helped stabilize operations, prevent layoffs, and maintain essential services. However, as federal relief wanes, some agencies continue to face financial challenges, requiring additional long-term solutions.

Senate Bill 125 (SB 125), passed in 2023, allocated funding to support public transit agencies across the state, providing both short-term relief and long-term investment. SB 125 designated a portion of state transportation funds to help agencies address budget shortfalls, maintain operations, and enhance service reliability. Notably, SB 125 introduced flexibility in the use of certain state transit funds, enabling agencies to cover operating expenses. In addition to this immediate support, the legislation aimed to boost transit ridership and modernize public transportation infrastructure.

A key provision of SB 125 is the creation of a Transit Transformation Task Force (task force). The task force will develop policy recommendations on various issues, including service and fare coordination, land use and housing policies to promote transit use, and improving safety and cleanliness of services. Additionally, it will focus on workforce recruitment and retention, as well as identifying new revenue sources for transit operations and capital projects.

Mark Tollefson, CalSTA Undersecretary, provided an update to the Committee about the task force, and its progress on several key strategies. One of the primary focuses of the task force has been expediting the delivery of transit-supportive projects. Among the recommendations approved by the task force thus far include allowing exemptions or preemptions of local and state permitting requirements for identified priority transit routes and establishing by-right permitting for

transit infrastructure such as bus shelters and transit priority lanes within cities and state right-of-ways. CalSTA, in consultation with the task force, is required to submit its final report with policy recommendations to the Legislature by October 31, 2025.

Key discussion points with Committee Members included the need for long-term, sustainable funding solutions, and Members debated the role of transit subsidies in comparison to road infrastructure investments and the broader public benefits of transit funding. Safety concerns, fare revenue challenges, and public perception of transit were also central to the conversation, with agencies implementing enhanced cleaning, security measures, and fare enforcement to improve the rider experience.

Looking forward, transit agencies will continue refining financial projections and exploring funding solutions to address anticipated budget shortfalls, particularly as SB 125 funding expires in 2026. Lawmakers will assess options for additional state support while considering long-term funding mechanisms, such as potential local tax measures. Meanwhile, agencies will implement key capital projects and service expansions, including rail developments, service restorations, and the transition to zero-emission fleets, while evaluating ridership trends and operational efficiencies. Efforts to enhance public safety and service reliability will also continue, with investments in security personnel, infrastructure, and de-escalation training. Transit leaders and stakeholders will maintain engagement with the Legislature to advocate for sustainable funding solutions, emphasizing the economic, environmental, and equity benefits of public transportation.

Governor Announces New Housing and Homelessness Accountability Website, States Intentions for Future Rounds of Flexible Homeless Funding

In late February, Governor Gavin Newsom launched Accountability.ca.gov, a new statewide platform to track housing and homelessness funding, reinforcing his push for greater accountability and a stronger focus on encampment abatement. The tool provides county-level data on housing production, compliance with state mandates, homelessness trends, and fund allocations.

Alongside this, the Governor signaled a major shift in homelessness funding, prioritizing encampment resolution over broader homelessness initiatives. He announced his intention to add a clawback provision to future rounds of the Homeless Housing, Assistance, and Prevention (HHAP) program, which would allow the state to reclaim funds from jurisdictions that fail to fully utilize their allocations or demonstrate measurable progress.

Additionally, the HHAP Round 6 NOFO was released in February, making $760 million available to local jurisdictions. However, Newsom has excluded additional HHAP funding from the January budget, instead redirecting state resources toward the Encampment Resolution Grant Program, which prioritizes the removal of encampments and the transition of individuals into stable housing. These changes mark a clear shift in the administration's priorities, with a heightened focus on visible reductions in street homelessness and strict accountability for local governments. Jurisdictions should review the Accountability.ca.gov platform and HHAP funding guidelines to ensure compliance with evolving state expectations.

LCFS Amendment Review and Market Response

The California Air Resources Board (CARB) announced that the Office of Administrative Law (OAL) has disapproved the agency's amendments to the Low Carbon Fuel Standard (LCFS) on technical grounds related to clarity requirements. According to CARB, this procedural decision

does not impact the substance of the amendments, and the agency will revise the language accordingly before resubmitting for approval. The LCFS remains in effect in its current form.

Despite CARB's assurances, the announcement triggered significant volatility in the LCFS credit market, with prices dropping from $75 per ton to $57 before rebounding to $66, according to market sources. The amendments in question, which were approved by CARB in November 2023, were designed to increase program stringency and drive up credit prices for lower-carbon fuels. This follows a period of record-low credit prices, largely due to an oversupply of renewable diesel in the market since 2021.

The delay has also reignited policy debates over potential fuel price impacts. Critics, including Senate Minority Leader Brian Jones, framed the development as a pause on what they characterize as a state-imposed gas price increase. Meanwhile, industry groups benefiting from LCFS credits, such as biofuel and hydrogen producers, have urged swift resolution to avoid market uncertainty.

OAL's disapproval of regulatory amendments is not uncommon. Since 2022, OAL has rejected seven CARB regulations on similar clarity grounds, with subsequent approvals following an average resubmission timeline of 130 days, according to industry analysis.

Separately, attention is turning to California's cap-and-trade program, as CARB prepares to release results from the latest quarterly auction. Previous auctions have shown carbon allowance prices hovering just above the state-set price floor, raising concerns about market stability. Legislative discussions on cap-and-trade reauthorization ahead of its 2030 sunset, led by Assemblymember Isaac Bryan and others, are expected to intensify in response to auction outcomes.

The delay in LCFS amendments creates uncertainty for local governments relying on LCFS credit revenues for clean transportation projects. Expected increases in credit values are now on hold, affecting EV infrastructure, fleet electrification, and transit programs. Municipal fleets may see a temporary reprieve from fuel cost increases, but long-term uncertainty remains. Planning and budgeting for state climate goals may require adjustments, and legislative debates over LCFS impacts could shape future funding.

PRIORITY LEGISLATION

Legislative Calendar

Below are the upcoming relevant dates for the Legislature:

May 2nd – Last day for fiscal bills to be passed by policy committees
May 9th – Last day for non-fiscal bills to be passed by policy committees
May 23rd – Last day for bills to be passed by fiscal committees
June 6th – Last day for bills to pass out of their House of Origin

Priority Bill Introductions

AB 306 (Schultz) – Building regulations: state building standards
Effective from June 1, 2025, to June 1, 2031, this measure prohibits cities and counties from modifying building standards, including those related to residential units, unless the California Building Standards Commission (Commission) deems such modifications necessary to protect health and safety as emergency standards. Additionally, AB 306 restricts the Commission from considering, approving, or adopting any new building standards affecting residential units during this period, unless similar emergency conditions are determined to exist. This measure would apply to all cities, including charter cities. Status: This measure was approved by the Assembly Appropriations Committee (14-0) and is currently awaiting consideration on the Assembly Floor.

AB 544 (Davies) – Electric bicycles: required equipment
Current law requires a bicycle operated during darkness on a highway, sidewalk, or bikeway to be equipped with, among other things, a red reflector or a solid or flashing red light with a built-in reflector on the rear that is visible from a distance of 500 feet to the rear when directly in front of lawful upper beams of headlamps on a motor vehicle. Current law defines "bicycle" for these purposes to, among other things, include an electric bicycle. Current law defines an electric bicycle as a bicycle equipped with fully operable pedals and an electric motor that does not exceed 750 watts of power and categorizes electric bicycles into 3 classes. This bill would require an electric bicycle during all hours to be equipped with a red reflector or a solid or flashing red light with a built-in reflector on the rear that is visible from a distance of 500 feet to the rear when directly in front of lawful upper beams of headlamps on a motor vehicle. Status: This measure has been referred to the Assembly Transportation Committee.

AB 712 (Wicks) – Housing reform laws: enforcement actions: fines and penalties
Current law within the Planning and Zoning Law, in certain civil actions or proceedings against a public entity that has issued specified approvals for a housing development, authorizes a court to award all reasonably incurred costs of suit to a prevailing public entity or nonprofit housing corporation that is a real party in interest and the permit applicant of the low- or moderate-income housing if the court makes specified findings. This bill, where the applicant for a housing development is a prevailing party in an action brought by the applicant to enforce a housing reform law against a public agency, would entitle an applicant for a housing development project to reasonable attorney's fees and costs and would require a court to impose fines on a local agency. The bill would prohibit a public agency from requiring the applicant to indemnify, defend, or hold harmless the public agency in any action alleging the public agency violated the applicant's rights or deprived the applicant of the benefits or protection provide by a housing reform law. Status: This measure has been referred to the Assembly Housing and Community Development Committee.

AB 906 (Gonzalez) – Planning and zoning: housing elements
This bill would additionally require the 2nd analysis to demonstrate that the jurisdiction has accommodated a meaningful portion of its share of the regional housing need for lower income households on sites located in higher income, racially exclusive areas to the extent that those areas exist within the jurisdiction. Status: This measure has been referred to the Assembly Housing and Community Development Committee.

AB 956 (Quirk-Silva) – Accessory dwelling units: ministerial approval
Current law requires a local agency to ministerially approve building permit applications within a residential or mixed-use zone to create, among others, one detached, new construction, accessory dwelling unit that does not exceed 4-foot side and rear yard setbacks for a lot with a

proposed or existing single-family dwelling, as specified. This bill would increase the number of detached, new construction, accessory dwelling units that a local agency is required to ministerially approve on lots with a proposed or existing single-family dwelling to 2. Status: This measure has been referred to the Assembly Housing and Community Development Committee.

SB 79 (Wiener) – Planning and zoning: transit-oriented development
Current law defines "surplus land" as land a local agency declares unnecessary for its use. The bill expands the definition of "agency's use" to include land leased for public transit operations and allows districts or public transit operators to use land for commercial or industrial purposes. This bill mandates that any residential development proposed near a transit-oriented development (TOD) stop must be permitted on land zoned for residential, commercial, mixed, or light industrial use if it meets certain requirements. It sets guidelines for height limits, density, and floor area ratio based on proximity to TOD stops. It strengthens the enforcement of housing accountability and requires streamlined approval processes for compliant projects. Under CEQA, certain transportation projects are already exempt from environmental review. The bill extends these exemptions to include residential, commercial, or mixed-use projects on land owned by or with easements in favor of transit agencies, with specific qualifications. However, the construction of new facilities for passenger rail storage at separate locations remains subject to CEQA. Status: This measure has been referred to the Senate Housing Committee.

SB 90 (Seyarto) – Grants: improvement to public evacuation routes: mobile rigid water storage
The Safe Drinking Water, Wildfire Prevention, Drought Preparedness, and Clean Air Bond Act of 2024, known as Proposition 4, allows for $10 billion in bonds to fund projects related to water safety, drought, wildfire resilience, and climate solutions. Approved in the November 2024 election, it allocates $1.5 billion for wildfire prevention. This measure expands the list of fundable projects to include improvements to public evacuation routes, firefighting support facilities like mobile rigid dip tanks and water storage, and enhancements to fire engines and helicopters. Status: This measure was approved by the Senate Governmental Organization Committee (13-0) and has been referred to the Senate Natural Resources and Water Committee.

SB 456 (Ashby) – Contractors: exemptions: muralists
Current law makes it a misdemeanor for a person to engage in the business, or act in the capacity, of a contractor without a license, unless exempted. Current law exempts from the Contractors State License Law, among other things, a nonprofit corporation providing assistance to an owner. This bill would exempt from that law a muralist who produces a mural pursuant to an agreement with a person who could legally authorize the work. Status: This measure has been referred to the Senate Business and Professions Committee and is scheduled to be considered on April 7th.

SB 569 (Blakespear) – Department of Transportation: homeless encampments
The bill would require the Department of Transportation to develop a joint action plan for each district of the department in which homeless encampments are located on department property in collaboration with local governments located in the district. The bill would require the department, upon appropriation by the Legislature, to allocate funds to support collaborative efforts with local governments to address homeless encampments on department property. The bill would require the department to establish an advisory committee in each district for the purpose of providing advice on the implementation of these provisions. The bill would require the department to submit an annual report to the Legislature summarizing specified information and recommendations regarding homeless encampments on department property. Status: This measure has been referred to the Senate Transportation Committee.

SB 707 (Durazo) – Open meetings: meeting and teleconference requirements
This bill would, until January 1, 2030, require a city council or a county board of supervisors to comply with additional meeting requirements, including that all open and public meetings include an opportunity for members of the public to attend via a two-way telephonic option or a two-way audiovisual platform, as defined, that a system is in place for requesting and receiving interpretation services for public meetings, as specified, and that good faith efforts are made to encourage residents to participate in public meetings. Status: This measure has been referred to the Senate Local Government Committee and is scheduled to be considered on April 2nd.

FEDERAL LEGISLATIVE UPDATES

House and Senate Pass a Continuing Resolution to Avert Government Shutdown

On March 11th, the House of Representatives passed the Full-Year Continuing Appropriations and Extensions Act, 2025 (H.R. 1968) to prevent a government shutdown. The bill extends federal funding through September 2025. H.R. 1968 does not include earmarked projects that would have been funded by the FY2025 House and Senate appropriations bills released last year. On March 14th, the Senate voted 62-38 to pass H.R. 1968 sending it to President Trump's desk, where he then signed the legislation thereby averting a government shutdown.

The legislation largely maintains FY2024 spending levels, reallocating funds to decrease non-defense spending by $13 billion and increase defense funding by $6 billion. The bill removes $20.2 billion in IRS funds from the Inflation Reduction Act. It extends expiring health provisions and other programs, including the National Flood Insurance Program and the Temporary Assistance for Needy Families program.

Republicans on the House Ways and Means Committee Begin Drafting Tax Legislation

In March, Republicans on the House Ways and Means Committee began the process of drafting large-scale tax legislation, officially moving to the next step of the budget reconciliation process. Budget reconciliation is a legislative process that allows expedited passage of certain budget-related bills with a simple majority vote in the Senate and only occurs when one party controls the White House, Senate, and House. Republicans on the House Ways and Means Committee seek to extend the expiring provisions of the 2017 Tax Cuts and Jobs Act (2017 TCJA) and incorporate President Trump's favored ideas, like eliminating taxes on tips.

In February, the House and Senate passed dueling budget resolutions to complete the first step of the reconciliation process. The House's resolution is more robust, calling for $4.5 trillion in tax cuts and $1.5 trillion in spending cuts over the next decade. The baseline numbers cannot permanently extend the 2017 TCJA without significant spending cuts or revenue increases. Republicans on the House Ways and Means Committee will discuss how to implement them over the coming weeks.

Republicans on the Senate Finance Committee have not begun drafting their tax legislation. Senate Majority Leader John Thune prefers a two-bill approach, which would deliver President Trump an immediate win and buy more time for negotiations on how to effectively extend the 2017 TCJA. The Senate's resolution is narrower, focusing on immigration and defense policies. They intend to produce a second budget reconciliation package that focuses on cutting taxes.

President Trump has endorsed the House's one-bill approach. The House and the Senate will not be able to proceed with the budget reconciliation process until they reach an agreement on a path forward.

Governor Newsom Requests $40 Billion in Aid for LA Fires

On February 21, Governor Gavin Newsom sent a letter to congressional leaders requesting $40 billion in federal funding to cover the long-term recovery and rebuilding effort for the Los Angeles fires. In the letter, Governor Newsom wrote that as the state continues to assess the damage while conducting active response and recovery efforts, officials expect to identify additional funding needs beyond the $40 billion. Senators Adam Schiff and Alex Padilla came out in support of the Governor's latest request.

Governor Newsom outlined $16.8 billion for public assistance emergency work, $9.9 billion to repair houses and businesses, $5.3 billion for business loans, $4.32 billion for business grants, $2 billion for low-income housing tax credits and hundreds of millions more for transportation, water infrastructure, and other programs.

The letter comes amid weeks of debate centered around whether the anticipated disaster aid for California would come with conditions. President Donald Trump, congressional Republicans and presidential allies contended the money for California should come with strings attached

Department of Transportation Moves to Freeze Some Non-Obligated Federal Funds and Rescinds Two Biden Administration Memos

In March, the Department of Transportation's leadership circulated an internal memo instructing the agency to freeze and review all discretionary grants or cooperative agreements that are not fully obligated and involve bicycles, climate, equity, electric vehicles or charging infrastructure. The memo directs staff to review competitive grants from FY2022-FY2025 that have not been fully obligated to ensure alignment with the Trump administration's priorities, potentially putting those projects' federal funding at risk.

The guidance memo specifically directs DOT offices to:

"Identify programs for which award selections may have included any of the following elements: equity activities, Diversity, Equity, and Inclusion (DEI) activities, climate change activities, environmental justice (EJ) activities, gender-specific activities, when the primary purpose is bicycle infrastructure (i.e., recreational trails and shared-use paths, etc.), electric vehicles (EV), and EV charging infrastructure. Additionally, project-by-project review of selections to identify any project scope elements for potential removal are required for any programs that meet the criteria below:

- Statutory language includes equity requirements, climate considerations, or bicycle infrastructure.
- NOFO mandatory evaluation criteria includes equity and/or climate requirements.
- Eligible activities included bicycle infrastructure, EV and/or EV charging infrastructure."

Department leadership will examine the findings of the review and decide whether to let a specific project proceed, cancel, or revise it.

Department of Transportation Secretary Sean Duffy also rescinded two memos that were issued during the Biden Administration providing instruction for implementing the Infrastructure Investment and Jobs Act, the bipartisan infrastructure law enacted in 2021. The memos encouraged states to address how climate change and equity impact infrastructure projects, and directed federal agencies to maximize the impact of funding for such projects. Secretary Duffy said the memos conflicted with Congress's intent when it passed the Bipartisan Infrastructure Law.

This move aligns with President Trump's broader efforts to scale back electric vehicle policies and diversity, equity, and inclusion efforts. In February, the Department of Transportation's Federal Highway Administration announced it would suspend federal funding for electric vehicle charging stations along U.S. highways.

House Moves to Undo Biden Era Energy Rules

The House recently voted to repeal two key regulations from the Biden administration, leveraging the Congressional Review Act (CRA), which allows Congress to overturn federal rules with a joint resolution of disapproval. The CRA process requires passage in both chambers and is subject to a presidential veto, making it more effective when Congress and the White House are controlled by the same party.

First, the House voted to repeal the methane fee, a provision established under the Inflation Reduction Act that imposes penalties on methane emissions exceeding a set threshold. The fee is scheduled to begin at $900 per metric ton in 2024 and rise to $1,500 by 2026. Republicans and oil industry groups have criticized the fee as a tax on natural gas and have filed lawsuits to block its implementation. Additionally, Republicans have discussed repealing the methane fee as part of a broader reconciliation package.

The House also voted to block a 2024 regulation from the Biden administration requiring higher energy efficiency standards for gas-burning tankless water heaters, set to take effect in December 2029. The rule, issued by the Department of Energy under the Energy Policy and Conservation Act, aims to reduce carbon emissions and lower consumer gas bills. However, opponents argue that it would limit consumer choice and raise prices by eliminating more affordable models. The Trump administration announced a postponement of this rule in February 2025.

Trump Administration Challenges California Over Ban on Gasoline Cars

The Environmental Protection Agency (EPA) will submit air pollution waivers to Congress for review in an initial strike against California car pollution regulations. The regulations compel zero-emission vehicle sales, which the President says limits consumer choice. EPA Administrator Lee Zeldin said he would formally subject EPA's approval of those California rules to congressional scrutiny.

The move empowers congressional Republicans to swiftly repeal the pollution standards using expedited procedures under a law known as the Congressional Review Act. Doing so could effectively wipe away California's Clean Cars II program, which mandates zero-emission vehicles and ultimately bans the sale of gasoline-powered cars in 2035. Carmakers, auto dealers and fuel producers that have called California's standards unachievable. Refiners and biofuel producers have challenged some of the requirements in federal court.

The Congressional Review Act allows Congress to review and repeal federal regulations issued by executive agencies within a specified time frame through a joint resolution of disapproval. It could take months for the agency to justify a reversal. In the meantime, the requirements are already affecting automakers. Under Clean Cars II, automakers in California and others abiding by the regulation must sell at least 35% zero-emission vehicles in 2026.

Trump Administration Halts Program to Expand US EV Chargers

The Department of Transportation's Federal Highway Administration (FHWA) announced in a letter that it is suspending approval of funds intended to be distributed to states from the National Electric Vehicle Infrastructure Formula Program (NEVI). NEVI provides funding to add chargers mostly along the interstate highway system. No new obligations will occur under the program, but reimbursements for existing commitments will continue to avoid disruption.

In the letter, the FHWA stated that most statutory formula programs require the Secretary to make the prescribed apportionments to the States on a specific date and then make the funds available for obligation, but the NEVI oversteps boundaries by requiring the Secretary to approve a plan for each State describing how the State intends to use its NEVI funds. The FHWA aims to have updated draft NEVI Formula Guidance published for public comment in the spring.

The NEVI program was included in the 2021 Bipartisan Infrastructure Law. It allocated $5 billion over five years to install chargers in every state in an effort to jump-start acceptance of the plug-in cars. President Trump has made rescinding President Biden's pro-EV initiatives a key plank of his economic platform. In his address at the Republican National Convention in July, he promised to "end the electric vehicle mandate from day one" of his second administration.

California has led the United States in the number of electric vehicles and charging locations every year since 2016, accounting for 37% of U.S. registered light-duty EVs and 27% of EV charging locations at the end of 2022.

President Trump Signs Executive Order Continuing the Reduction of the Federal Bureaucracy

On March 14, President Donald Trump signed an executive order entitled "Continuing the Reduction of the Federal Bureaucracy" that aims to eliminate seven federal government offices with varying functions. The Trump administration seeks to further decrease the size of the federal government. The Department of Government Efficiency (DOGE) has sought to reduce federal spending by eliminating programs that the administration deems "federal overreach" or "unnecessary."

The affected entities include the:

- United States Interagency Council on Homelessness
- Community Development Financial Institutions Fund
- Federal Mediation and Conciliation Service
- United States Agency for Global Media
- Woodrow Wilson International Center for Scholars
- Institute of Museum and Library Services
- Minority Business Development Agency

As is the case with all executive orders, the actions must be conducted within the bounds of law. As a result, the executive order states that “the non-statutory components and functions of [the named] government entities shall be eliminated to the maximum extent consistent with applicable law, and such entities shall reduce the performance of their statutory functions and associated personnel to the minimum presence and function required by law.” This executive order could be challenged in court, although a case has not been introduced.

TOWNSEND
PUBLIC AFFAIRS
EST TPA 1998

City of Santa Clara

2025 Q1 Legislative Bill Matrix

Broadband, Cable Service and Wireless Telecommunications LAP

AB 353 **Boerner (D)** **HTML** **PDF**

Communications: broadband internet service providers: affordable home internet.

Progress bar

Bill information

Status:	03/25/2025 - Re-referred to Com. on C. & C.		
Summary:	Would require every California internet service provider to offer for purchase to eligible households, as defined, within their California service territory affordable home internet service that meets minimum speed requirements, and to make commercially reasonable efforts to promote and advertise the availability of affordable home internet service for eligible households, as provided. (Based on 03/24/2025 text)		
Location:	03/24/2025 - Assembly C. & C.	**Current Text:**	03/24/2025 - Amended
Introduced:	01/30/2025 (Spot bill)	**Last Amend:**	03/24/2025

AB 470 **McKinnor (D)** **HTML** **PDF**

Telephone corporations: carriers of last resort.

Progress bar

Bill information

Status:	03/18/2025 - Re-referred to Com. on C. & C.
Summary:	Would require a telephone corporation seeking to relinquish its carrier of last resort designation for an eligible area, as defined, to provide a notice to the Public Utilities Commission, as described, and would require the telephone corporation's carrier of last resort designation for the eligible area to be relinquished upon the submission of the notice. The bill would require the telephone corporation to modify its tariff for basic local exchange telephone service, as specified, and would require that the modified tariff be effective upon the submission of the notice. The bill would require the telephone corporation to administer and pay for a customer challenge process for customers who inform the telephone corporation that no alternative voice service, as defined, is available at their location, as specified. The bill would require the

commission, as part of a specified rulemaking, to establish a transition plan that a telephone corporation would be required to follow before its carrier of last resort designation is relinquished for an area within its service territory other than an eligible area. (Based on 03/17/2025 text)

Location:	03/17/2025 - Assembly C. & C.	**Current Text:**	03/17/2025 - Amended
Introduced:	02/06/2025 (Spot bill)	**Last Amend:**	03/17/2025

AB 1399 **Hoover (R)** **HTML** **PDF**

Department of Transportation: encroachment permits: broadband facilities.

Progress bar

Bill information

Status:	03/25/2025 - Re-referred to Com. on TRANS.		
Summary:	Existing law establishes the Department of Transportation and vests it with full possession and control of all state highways and all property and rights in property for state highway purposes. Existing law authorizes the department to issue a written permit to place an encroachment on the state highway. Existing law requires the department to perform certain actions if the encroachment permit application is for a broadband facility.This bill would require the department's application and review process for an encroachment permit application for a broadband facility to be uniform throughout the state. The bill would require the department to expedite review of an encroachment permit application for broadband facilities. (Based on 03/24/2025 text)		
Location:	03/24/2025 - Assembly TRANS.	**Current Text:**	03/24/2025 - Amended
Introduced:	02/21/2025	**Last Amend:**	03/24/2025

Community Services LAP

AB 654 **Caloza (D)** **HTML** **PDF**

Homelessness resource telephone system.

Progress bar

Bill information

Status:	03/17/2025 - Referred to Coms. on H. & C.D. and C. & C.		
Summary:	Would authorize a local public agency to establish a homelessness resource telephone system to receive telephone calls regarding individuals who are experiencing, or at risk of experiencing, homelessness in order to provide those individuals with resources. (Based on 02/13/2025 text)		
Location:	03/17/2025 - Assembly H. & C.D.	**Current Text:**	02/13/2025 - Introduced
Introduced:	02/13/2025		

AB 1185 **Hart (D)** **HTML** **PDF**

California Library Services, Equity in Opportunity Act.

Progress bar

Bill information

Status: 03/19/2025 - In committee: Set, first hearing. Hearing canceled at the request of author.

Summary: Would rename the California Library Services Act as the California Library Services, Equity in Opportunity Act, and would revise and recast the act to, among other things, state the intent of the Legislature to create access to opportunity for all Californians at public libraries, as provided. The bill would rename the California Library Services Board as the California Library Services, Equity in Opportunity Board and would reduce the size of the board to 11 members, appointed as provided. The bill would prescribe the duties of the state board to instead be to, among other things, advise the State Librarian on the adoption of rules, regulations, and general policies for the implementation of the act, as provided. The bill would require the State Librarian to ensure staff support for the state board. (Based on 02/21/2025 text)

Location: 03/13/2025 - Assembly ED.

Current Text: 02/21/2025 - Introduced

Introduced: 02/21/2025

Emergency Management LAP

AB 262 **Caloza (D)** **HTML** **PDF**

California Individual Assistance Act.

Progress bar

Bill information

Status: 02/10/2025 - Referred to Com. on E.M.

Summary: The California Disaster Assistance Act requires the Director of Emergency Services to provide financial assistance to local agencies for their personnel costs, equipment costs, and the cost of supplies and materials used during disaster response activities, incurred as a result of a state of emergency proclaimed by the Governor, subject to specified criteria. The act continuously appropriates moneys in the Disaster Assistance Fund and its subsidiary account, the Earthquake Emergency Investigations Account, without regard to fiscal year, for purposes of the act. This bill would enact the California Individual Assistance Act to establish a grant program to provide financial assistance to local agencies, community-based organizations, and individuals for specified costs related to a disaster, as prescribed. The bill would require the director to allocate from the fund, subject to specified conditions, funds to meet the cost of expenses for those purposes. By authorizing increased expenditure of moneys from a continuously appropriated fund for a new purpose, the bill would make an appropriation. (Based on 01/16/2025 text)

Location: 02/10/2025 - Assembly EMERGENCY MANAGEMENT

Current Text: 01/16/2025 - Introduced

Introduced: 01/16/2025

AB 370 **Carrillo (D)** **HTML** **PDF**

California Public Records Act: cyberattacks.

Progress bar

Bill information

Status: 03/13/2025 - Re-referred to Com. on APPR.

Summary: The California Public Records Act requires state and local agencies to make their records available for public inspection, except as specified. Current law requires each agency, within 10 days of a request for a copy of records, to determine whether the request seeks copies of disclosable public records in possession of the agency and to promptly notify the person of the determination and the reasons therefor. Current law authorizes that time limit to be extended by no more than 14 days under unusual circumstances, and defines "unusual circumstances" to include, among other things, the need to search for, collect, and appropriately examine records during a state of emergency when the state of emergency currently affects the agency's ability to timely respond to requests due to staffing shortages or closure of facilities, as provided. This bill would also expand the definition of unusual circumstances to include the inability of the agency, because of a cyberattack, to access its electronic servers or systems in order to search for and obtain a record that the agency believes is responsive to a request and is maintained on the servers or systems in an electronic format. (Based on 03/12/2025 text)

Location:	03/11/2025 - Assembly APPR.	**Current Text:**	03/12/2025 - Amended
Introduced:	02/03/2025	**Last Amend:**	03/12/2025

AB 591 **Caloza (D)** **HTML** **PDF**

Emergency services: mutual aid: public works.

Progress bar

Bill information

Status: 03/03/2025 - Referred to Com. on E.M.

Summary: The California Emergency Services Act establishes the Office of Emergency Services within the Governor's office under the supervision of the Director of Emergency Services and makes the office responsible for the state's emergency and disaster response services. The office serves as the State Disaster Council for the purposes of the California Disaster and Civil Defense Master Mutual Aid Agreement. Current law states it is the purpose of the Legislature to facilitate the rendering of aid to areas stricken by an emergency and to make unnecessary the execution of written agreements customarily entered into by public agencies exercising joint powers, and that emergency plans duly adopted and approved as provided by the Governor shall be effective as satisfying the requirement for mutual aid operational plans provided in the Master Mutual Aid Agreement. Current law requires outside aid be rendered in accordance with approved emergency plans during any state of war emergency or state of emergency when the need arises in any county, city and county, or city. This bill would additionally state that it is the purpose of the Legislature to facilitate the rendering of public works resources critical for disaster response and recovery to areas stricken by an emergency. The bill would require that outside aid rendered during any state of war emergency or state of emergency includes public works personnel, equipment, and materials. (Based on 02/12/2025 text)

Location:	03/03/2025 - Assembly EMERGENCY MANAGEMENT	**Current Text:**	02/12/2025 - Introduced
Introduced:	02/12/2025		

AB 624 **Dixon (R)** **HTML** **PDF**

Office of Emergency Services: federal grant funding; Community Relief Act.

Progress bar

Bill information

Status: 03/03/2025 - Referred to Com. on E.M.

Summary: The California Emergency Services Act establishes the Office of Emergency Services (OES) within the office of the Governor and sets forth its powers and duties relating to addressing natural, technological, or manmade disasters and emergencies, including responsibility for activities necessary to prevent, respond to, recover from, and mitigate the effects of emergencies and disasters to people and property. This bill would require the OES, to the extent permitted by federal law, to provide to local operational areas and urban areas the maximum local share of federal grant funding administered by the office from the Emergency Management Performance Grant Program. The bill would also require the OES, to the extent permitted by federal law, to provide specified legislative committees with copies of agreements entered into with local governments to spend the state share of federal grant funding administered by the office from specified federal grant programs, including the State Homeland Security Grant Program. (Based on 02/13/2025 text)

Location: 03/03/2025 - Assembly EMERGENCY MANAGEMENT

Current Text: 02/13/2025 - Introduced

Introduced: 02/13/2025

AB 818 **Ávila Farías (D)** **HTML** **PDF**

Permit Streamlining Act: local emergencies.

Progress bar

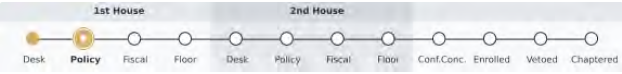

Bill information

Status: 03/10/2025 - Referred to Coms. on L. GOV. and H. & C.D.

Summary: The Permit Streamlining Act requires a public agency to determine whether an application for a development project is complete within specified time periods, as specified. The act requires a public agency that is the lead agency for a development project to approve or disapprove that project within specified time periods. The California Emergency Services Act among other things, authorizes a local emergency to be proclaimed by the governing body of a city, county, or city and county, as specified, and grants political subdivisions various powers and authorities in periods of local emergency. This bill would prohibit, during the period of a local emergency, a local agency from denying an application for a permit necessary to rebuild or repair a residential property affected by a natural disaster unless the permit would result in the property being deemed a substandard building. The bill would require the local agency to approve or disapprove that application within 45 days of receipt of the application, and would require other expedited approvals. (Based on 02/19/2025 text)

Location: 03/10/2025 - Assembly L. GOV.

Current Text: 02/19/2025 - Introduced

Introduced: 02/19/2025

AB 911 **Carrillo (D)** **HTML** **PDF**

Emergency telecommunications medium- and heavy-duty zero-emission vehicles.

Progress bar

Bill information

Status:	03/10/2025 - Referred to Com. on TRANS.		
Summary:	The State Air Resources Board has adopted the Advanced Clean Fleets Regulations, which imposes various requirements for transitioning local, state, and federal government fleets of medium- and heavy-duty trucks, other high-priority fleets of medium- and heavy-duty trucks, and drayage trucks to zero-emission vehicles, as provided. This bill would exempt emergency telecommunications vehicles owned or purchased by emergency telecommunications service providers that are used to participate in the federal Emergency Alert System, to provide access to 911 emergency services, or to provide wireless connectivity during service outages from specified requirements in the above-described regulations. (Based on 02/19/2025 text)		
Location:	03/10/2025 - Assembly TRANS.	**Current Text:**	02/19/2025 - Introduced
Introduced:	02/19/2025		

SB 616 **Rubio (D)** **HTML** **PDF**

Community Hardening Commission: wildfire mitigation program.

Progress bar

Bill information

Status:	03/26/2025 - Set for hearing April 9.		
Summary:	Current law requires the Office of Emergency Services to enter into a joint powers agreement, as specified, with the Department of Forestry and Fire Protection to develop and administer a comprehensive wildfire mitigation program, known as the California wildfire mitigation financial assistance program, that, among other things, encourages cost-effective structure hardening and retrofitting that creates fire-resistant homes, businesses, and public buildings. This bill would require the joint powers authority to revise the wildfire mitigation program in accordance with prescribed community hardening standards and guidelines developed pursuant to the bill's provisions, as specified. (Based on 02/20/2025 text)		
Location:	03/05/2025 - Senate INS.	**Current Text:**	02/20/2025 - Introduced
Introduced:	02/20/2025		

Energy Legislation, Regulations and Issues LAP

AB 615 **Davies (R)** **HTML** **PDF**

Power facilities: emergency response and action plan.

Progress bar

Bill information

Status:	03/13/2025 - Referred to Coms. on E.M and U. & E.

Summary: Current law requires an application to be filed with the State Energy Resources Conservation and Development Commission for certification of a site and related facility which includes an electric transmission line or thermal powerplant, or both. Current law requires the application to contain, among other things, safety and reliability information, including planned provisions for emergency operations and shutdowns, as specified. This bill would require the application to also contain an emergency response and action plan that incorporates impacts to the surrounding areas in the event of an emergency and that would be conducted and coordinated with local emergency management agencies, unified program agencies, and local first response agencies. (Based on 02/13/2025 text)

Location:	03/13/2025 - Assembly EMERGENCY MANAGEMENT	**Current Text:**	02/13/2025 - Introduced
Introduced:	02/13/2025		

AB 1404 **Ortega (D)** **HTML** **PDF**

Electrical corporations: connections: affordable housing projects.

Progress bar

Bill information

Status: 03/13/2025 - Referred to Com. on U. & E.

Summary: Existing law vests the Public Utilities Commission with regulatory authority over public utilities, including electrical corporations. Existing law requires the commission to enforce the rules governing the extension of service by a gas or electrical corporation to new residential, commercial, agricultural, and industrial customers. This bill would require an electrical corporation to connect an affordable housing project, as defined, to the electrical distribution grid within 60 days, except as specified. The bill would require the commission to streamline any necessary review on an affordable housing project that is ready to connect but sitting vacant and that has not been connected by an electrical corporation within the required 60 days. The bill would delay the effective date of a rate increase approved by the commission for the greater of either the amount of time the electrical corporation took, beyond 90 days from receipt of the project building plans, to provide a final contract, or the amount of time the electrical corporation took, beyond the 60 days allowed, to connect the most recently completed affordable housing project within the electrical corporation's service area. This bill contains other related provisions and other existing laws. (Based on 02/21/2025 text)

Location:	03/13/2025 - Assembly U. & E.	**Current Text:**	02/21/2025 - Introduced
Introduced:	02/21/2025		

AB 1408 **Irwin (D)** **HTML** **PDF**

Electricity: rates.

Progress bar

Bill information

Status: 03/13/2025 - Referred to Com. on U. & E.

Summary: Current law authorizes the Public Utilities Commission to require or authorize an electrical corporation to employ default time-of-use rates to residential customers, subject to specified limitations and conditions. Current law prohibits a residential customer from being subject to a

default time-of-use rate schedule unless that residential customer has been provided with not less than one year of interval usage data from an advanced meter and associated customer education and, following the passage of this period, is provided with no less than one year of bill protection during which the total amount paid by the residential customer for electric service shall not exceed the amount that would have been payable by the residential customer under that customer's previous rate schedule. This bill would require that the customer be provided with no less than 2 years, instead of one year, of bill protection during which the total amount paid by the residential customer for electric service is prohibited from exceeding the amount that would have been payable by the residential customer under that customer's previous rate schedule. (Based on 02/21/2025 text)

Location:	03/13/2025 - Assembly U. & E.	**Current Text:**	02/21/2025 - Introduced
Introduced:	02/21/2025		

SB 559 **Stern (D)** **HTML** **PDF**

Electricity: deenergization events: communications.

Progress bar

Bill information

Status: 03/24/2025 - VOTE: Do pass as amended, but first amend, and re-refer to the Committee on [Appropriations] (PASS)

Summary: Existing law requires each electrical corporation to annually prepare a wildfire mitigation plan and to submit the plan to the Office of Energy Infrastructure Safety for review and approval, as specified. Existing law requires a wildfire mitigation plan of an electrical corporation to include, among other things, protocols for deenergizing portions of the electrical distribution system that consider the associated impacts on public safety, and protocols related to mitigating the public safety impacts of those protocols, including impacts on critical first responders and on health and communications infrastructure. Existing law requires a wildfire mitigation plan of an electrical corporation to also include appropriate and feasible procedures for notifying a customer who may be impacted by the deenergizing of electrical lines and requires these procedures to consider the need to notify, as a priority, critical first responders, health care facilities, and operators of telecommunications infrastructure with premises within the footprint of a potential deenergization event. This bill would require, at the start of a deenergization event, an electrical corporation to immediately notify local emergency management organizations and local utility districts about the impacts of the deenergization, as specified. The bill would require detailed status information on restoration efforts to be made available to emergency management organizations, public safety officials, customers, and the public in real-time, with regular progress updates issued at intervals of no more than 12 hours, for all impacted circuits, as specified. The bill would require, at the start of a deenergization event, an electrical corporation to publish and make available real-time weather conditions observed within the affected circuit being considered for deenergization, as provided. Once hazardous weather conditions subside, the bill would require an electrical corporation to prioritize the restoration of electricity and begin efforts to reenergize lines without unnecessary delays. The bill would make electrical corporations responsible for the continual monitoring and eventual restoration of circuits affected by a deenergization event. The bill would require each electrical corporation to submit an annual report to the Public Utilities Commission that details its compliance with the transparency and restoration requirements of these provisions, as provided. This bill contains other related provisions and other existing laws. (Based on 02/20/2025 text)

Location:	03/24/2025 - Senate APPR.	**Current Text:**	02/20/2025 - Introduced
Introduced:	02/20/2025		

Housing LAP

AB 11 **Lee (D)** **HTML** **PDF**

The Social Housing Act.

Progress bar

Bill information

Status:	02/03/2025 - Referred to Com. on H. & C.D.		
Summary:	Current law creates a housing authority in each county or city, which functions upon the adoption of a specified resolution by the relevant governing body. Current law authorizes these housing authorities, within their jurisdictions, to construct, reconstruct, improve, alter, or repair all or part of any housing project. Current law establishes various programs that provide housing assistance. This bill would enact the Social Housing Act and would create the California Housing Authority as an independent state body, the mission of which would be to ensure that social housing developments that are produced and acquired align with the goals of eliminating the gap between housing production and regional housing needs assessment targets and preserving affordable housing. The bill would prescribe a definition of social housing that would describe, in addition to housing owned by the authority, housing owned by other entities, as specified, provided that all social housing developed or authorized by the authority would be owned by the authority. (Based on 12/02/2024 text)		
Location:	02/03/2025 - Assembly H. & C.D.	**Current Text:**	12/02/2024 - Introduced
Introduced:	12/02/2024 (Spot bill)		

AB 253 **Ward (D)** **HTML** **PDF**

California Residential Private Permitting Review Act: residential building permits.

Progress bar

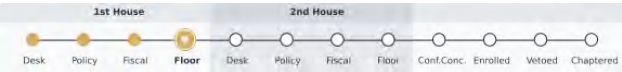

Bill information

Status:	03/20/2025 - Read second time. Ordered to third reading.		
Summary:	Current law authorizes a county's or city's governing body to prescribe fees for permits, certificates, or other forms or documents required or authorized under the State Housing Law. This bill, the California Residential Private Permitting Review Act, would require a county's or city's building department to prepare a residential building permit fee schedule and post the schedule on the county's or city's internet website, if the county or city prescribes residential building permit fees. (Based on 03/13/2025 text)		
Location:	03/20/2025 - Assembly THIRD READING	**Current Text:**	03/13/2025 - Amended
		Last Amend:	03/13/2025
Introduced:	01/15/2025		

AB 306 **Schultz (D)** **HTML** **PDF**

Building regulations: state building standards.

Progress bar

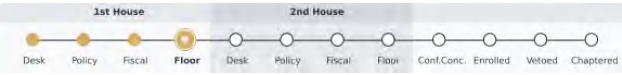

Bill information

Status: 03/20/2025 - Read second time. Ordered to third reading.

Summary: Current law establishes the Department of Housing and Community Development (department) in the Business, Consumer Services, and Housing Agency. The California Building Standards Law establishes the California Building Standards Commission (commission) within the Department of General Services. Current law requires the commission to approve and adopt building standards and to codify those standards in the California Building Standards Code (code). The State Housing Law establishes statewide construction and occupancy standards for buildings used for human habitation. Current law requires, among other things, the building standards adopted and submitted by the department for approval by the commission, as specified, to be adopted by reference, with certain exceptions. Current law authorizes any city or county to make changes in those building standards that are published in the code, including to green building standards. Current law requires the governing body of a city or county, before making modifications or changes to those green building standards, to make an express finding that those modifications or changes are reasonably necessary because of local climatic, geological, or topographical conditions. This bill would, from June 1, 2025, until June 1, 2031, inclusive, prohibit a city or county from making changes that are applicable to residential units to the above-described building standards unless a certain condition is met, including that the commission deems those changes or modifications necessary as emergency standards to protect health and safety. (Based on 03/12/2025 text)

Location:	03/20/2025 - Assembly THIRD READING	**Current Text:**	03/12/2025 - Amended
Introduced:	01/23/2025	**Last Amend:**	03/12/2025

AB 590 **Lee (D)** **HTML** **PDF**

Social Housing Bond Act of 2026.

Progress bar

Bill information

Status: 03/03/2025 - Referred to Com. on H. & C.D.

Summary: Under current law, there are programs providing assistance for, among other things, emergency housing, multifamily housing, farmworker housing, home ownership, and downpayment assistance for first-time home buyers. Current law also authorizes the issuance of bonds in specified amounts pursuant to the State General Obligation Bond Law and requires that proceeds from the sale of these bonds be used to finance various existing housing programs, capital outlay related to infill development, brownfield cleanup that promotes infill development, and housing-related parks. This bill would enact the Social Housing Bond Act of 2026 which, if approved by the voters, would authorize the issuance of bonds in the amount of $950,000,000 pursuant to the State General Obligation Bond Law, to fund social housing programs, as specified. The bill would create the California Housing Authority, which would be governed by the California Housing Authority Board, to ensure that social housing developments that are produced and acquired align with specified goals and would authorize the authority to issue the bonds and, upon appropriation of the Legislature, utilize funds from

other sources to build more low, very low, and extremely low income housing. The bill would create the Social Housing Revolving Loan Fund to be used, upon appropriation of the Legislature, to provide zero-interest loan for the purpose of constructing housing to accommodate a mix of household incomes. (Based on 02/12/2025 text)

Location:	03/03/2025 - Assembly H. & C.D.	**Current Text:**	02/12/2025 - Introduced
Introduced:	02/12/2025 (Spot bill)		

AB 610 **Alvarez (D)** **HTML** **PDF**

Housing element: governmental constraints: disclosure statement.

Progress bar

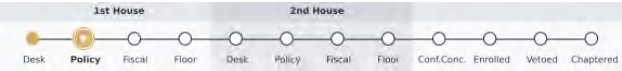

Bill information

Status: 03/18/2025 - In committee: Hearing postponed by committee.

Summary: The Planning and Zoning Law requires a city or county to adopt a general plan for land use development that includes, among other things, a housing element. Current law requires the housing element to include an analysis of potential and actual governmental constraints upon the maintenance, improvement, or development of housing for all income levels, including, among others, locally adopted ordinances that directly impact the cost and supply of residential development. Current law also requires the analysis to demonstrate local efforts to remove governmental constraints that hinder the locality from meeting its share of the regional housing need. This bill would require the housing element to include, in addition to the above-described analysis, a governmental constraints disclosure statement, as specified. The bill would also prohibit any new or amended governmental constraint, or a more stringent revision of a governmental constraint, from being adopted during the planning, unless, among other things, it was both (1) included in the governmental constraints disclosure statement, and (2) the local government has completed all of the housing element program commitments to eliminate or mitigate governmental constraints contained in the prior and current planning periods, or the adoption of the measure is required by state or federal law and the local government has taken specified actions. By imposing new requirements upon local governments submitting a housing element, the bill would impose a state-mandated local program. (Based on 02/13/2025 text)

Location:	03/03/2025 - Assembly H. & C.D.	**Current Text:**	02/13/2025 - Introduced
Introduced:	02/13/2025		

AB 648 **Zbur (D)** **HTML** **PDF**

Community colleges: housing: local zoning regulations: exemption.

Progress bar

Bill information

Status: 03/19/2025 - From committee: Do pass and re-refer to Com. on L. GOV. (Ayes 7. Noes 3.) (March 18). Re-referred to Com. on L. GOV.

Summary: Current law establishes the California Community Colleges, under the administration of the Board of Governors of the California Community Colleges, as one of the segments of postsecondary education in this state. Current law establishes community college districts throughout the state and authorizes them to operate campuses and provide instruction to students. This bill would exempt the construction of faculty and staff housing projects, student housing projects, and university housing development projects, as defined, from local zoning

regulations of any city, county, or city and county when constructed on property owned or leased by a community college district. (Based on 02/13/2025 text)

Location:	03/19/2025 - Assembly L. GOV.	**Current Text:**	02/13/2025 - Introduced
Introduced:	02/13/2025		

AB 650 **Papan (D)** **HTML** **PDF**

Planning and zoning: housing element: regional housing needs allocation.

Progress bar

Bill information

Status:	03/28/2025 - Referred to Coms. on H. & C.D. and L. GOV. From committee chair, with author's amendments: Amend, and re-refer to Com. on H. & C.D. Read second time and amended.		
Summary:	The Planning and Zoning Law requires each county and city to adopt a comprehensive, long-term general plan for the physical development of the county or city, which includes, among other mandatory elements, a housing element. Current law requires a public agency to administer its programs and activities relating to housing and community development in a manner to affirmatively further fair housing, and take no action that is materially inconsistent with its obligation to affirmatively further fair housing. The Planning and Zoning Law requires that a housing element include, among other things, a program that sets forth a schedule of actions during the planning period. Current law requires the Department of Housing and Community Development to develop a standardized reporting format for programs and actions taken pursuant to the requirement to affirmatively further fair housing. This bill would require the department to develop the above-described standardized reporting format on or before December 31, 2026. (Based on 03/28/2025 text)		
Location:	03/28/2025 - Assembly H. & C.D.	**Current Text:**	03/28/2025 - Amended
Introduced:	02/13/2025	**Last Amend:**	03/28/2025

AB 670 **Quirk-Silva (D)** **HTML** **PDF**

Planning and zoning: housing element: converted affordable housing units.

Progress bar

Bill information

Status:	03/28/2025 - Read second time and amended.		
Summary:	The Planning and Zoning Law requires each city, county, and city and county to adopt a general plan that includes, among other things, a housing element. After a legislative body has adopted all or part of a general plan, existing law requires a planning agency among other things, to provide by April 1 of each year an annual report to specified entities that includes prescribed information, including the number of housing development applications received in the prior year, as specified, the number of units of housing demolished and new units of housing, as specified. This bill would require specified information to be included in the report, including additional information regarding units of new housing, the units of housing demolished, and a report on replacement housing units, as specified. (Based on 03/28/2025 text)		
Location:	03/26/2025 - Assembly L. GOV.	**Current Text:**	03/28/2025 - Amended
Introduced:	02/14/2025	**Last Amend:**	03/28/2025

AB 712 **Wicks (D)** **HTML** **PDF**

Housing reform laws: enforcement actions: fines and penalties.

Progress bar

Bill information

Status:	03/11/2025 - Re-referred to Com. on H. & C.D.		
Summary:	Current law within the Planning and Zoning Law describes various reforms and incentives enacted by the Legislature to facilitate and expedite the construction of affordable housing. Current law within the Planning and Zoning Law, in certain civil actions or proceedings against a public entity that has issued specified approvals for a housing development, authorizes a court to award all reasonably incurred costs of suit to a prevailing public entity or nonprofit housing corporation that is a real party in interest and the permit applicant of the low- or moderate-income housing if the court makes specified findings. This bill, where the applicant for a housing development is a prevailing party in an action brought by the applicant to enforce a housing reform law against a public agency, would entitle an applicant for a housing development project to reasonable attorney's fees and costs and would require a court to impose fines on a local agency, as specified. The bill would prohibit a public agency from requiring the applicant to indemnify, defend, or hold harmless the public agency in any action alleging the public agency violated the applicant's rights or deprived the applicant of the benefits or protection provide by a housing reform law. (Based on 03/10/2025 text)		
Location:	03/10/2025 - Assembly H. & C.D.	**Current Text:**	03/10/2025 - Amended
Introduced:	02/14/2025	**Last Amend:**	03/10/2025

AB 726 **Ávila Farías (D)** **HTML** **PDF**

Planning and zoning: annual report: rehabilitated units.

Progress bar

Bill information

Status:	03/26/2025 - From committee: Do pass and re-refer to Com. on L. GOV. with recommendation: To Consent Calendar. (Ayes 10. Noes 0.) (March 26). Re-referred to Com. on L. GOV.		
Summary:	The Planning and Zoning Law requires each county and each city to adopt a comprehensive, long-term general plan for the physical development of the county or city, and specified land outside its boundaries, that includes, among other specified mandatory elements, a housing element. That law requires the planning agency of a city or county to provide by April 1 of each year an annual report to, among other entities, the Office of Land Use and Climate Innovation, formerly known as the Office of Planning and Research, and the Department of Housing and Community Development. Current law requires the annual report to include, among other things, the city's or county's progress in meeting its share of regional housing needs, as specified. This bill would permit a local agency to include in its annual report the number of units of existing deed-restricted affordable housing within a specified affordability threshold that are at least 15 years old and have been substantially rehabilitated with at least sixty thousand dollars per unit in funds awarded from the city or county, as specified. (Based on 02/18/2025 text)		
Location:	03/26/2025 - Assembly L. GOV.	**Current Text:**	02/18/2025 - Introduced
Introduced:	02/18/2025		

AB 736 **Wicks (D)** **HTML** **PDF**

The Affordable Housing Bond Act of 2026.

Progress bar

Bill information

Status:	03/03/2025 - Referred to Com. on H. & C.D.		
Summary:	Would enact the Affordable Housing Bond Act of 2026, which, if adopted, would authorize the issuance of bonds in the amount of $10,000,000,000 pursuant to the State General Obligation Bond Law. Proceeds from the sale of these bonds would be used to finance programs to fund affordable rental housing and home ownership programs, including, among others, the Multifamily Housing Program, the CalHome Program, and the Joe Serna, Jr. Farmworker Housing Grant Program. (Based on 02/18/2025 text)		
Location:	03/03/2025 - Assembly H. & C.D.	**Current Text:**	02/18/2025 - Introduced
Introduced:	02/18/2025		

AB 750 **Quirk-Silva (D)** **HTML** **PDF**

Homeless shelters: safety regulations.

Progress bar

Bill information

Status:	03/27/2025 - Coauthors revised. From committee: Do pass and re-refer to Com. on JUD. (Ayes 10. Noes 0.) (March 26). Re-referred to Com. on JUD.		
Summary:	Current law requires the housing or building department of every city or county, or the health department if there is no building department, to enforce within its jurisdiction the provisions of the State Housing Law, building standards, and the other rules and regulations adopted by the department pertaining to the maintenance, sanitation, ventilation, use, or occupancy of apartment houses, hotels, or dwellings. Current law authorizes an officer, employee, or agent of an enforcement agency to enter and inspect any building or premises whenever necessary to secure compliance with, or prevent a violation of, specified law, including the State Housing Law. A violation of the State Housing Law, or of the building standards or rules and regulations adopted pursuant to that law, is a misdemeanor. Current law requires a city or county that receives a complaint from an occupant of a homeless shelter, as defined, or an agent of an occupant, alleging that a homeless shelter is substandard to inspect the homeless shelter, as specified. Current law requires a city or county that determines a homeless shelter is substandard to issue a notice to correct the violation to the owner or operator of the homeless shelter, as specified. Current law makes the owner or operator of a homeless shelter responsible for correcting any violation cited pursuant to these provisions. This bill would require a city or county to additionally perform an annual inspection of every homeless shelter located in its jurisdiction. The bill would authorize the above-described inspection or annual inspection to be announced or unannounced. The bill would require homeless shelters to prominently display notice of an occupant's rights, the process for reporting a complaint alleging a homeless shelter is substandard, and prescribed information, including specified contact information. The bill would require the homeless shelter to provide the same notice in writing to new occupants upon intake. (Based on 02/18/2025 text)		
Location:	03/26/2025 - Assembly JUD.	**Current Text:**	02/18/2025 - Introduced

Introduced: 02/18/2025

AB 820 **Pellerin (D)** **HTML** **PDF**

Homelessness: transport.

Progress bar

Bill information

Status: 03/10/2025 - Referred to Coms. on H. & C.D. and JUD.

Summary: Current law establishes various programs to assist homeless individuals, including the Homeless Emergency Aid Program, the Homeless Housing, Assistance, and Prevention Program, and the Regionally Coordinated Homelessness Housing, Assistance, and Prevention Program. This bill would prohibit an employee of a local government or law enforcement agency, when acting in their official capacity, from transporting and dropping off, or arranging for or funding the transport and drop off, of a homeless individual within a jurisdiction unless the employee first coordinates shelter or long-term housing for the homeless individual, as defined and specified. This bill would make a local government or law enforcement agency liable for a civil penalty of $10,000 for each violation of these provisions. (Based on 02/19/2025 text)

Location: 03/10/2025 - Assembly H. & C.D. **Current Text:** 02/19/2025 - Introduced

Introduced: 02/19/2025

AB 874 **Ávila Farías (D)** **HTML** **PDF**

Mitigation Fee Act: waiver of fees: affordable rental housing.

Progress bar

Bill information

Status: 03/10/2025 - Referred to Coms. on L. GOV. and H. & C.D.

Summary: The Mitigation Fee Act imposes certain requirements on a local agency that imposes a fee as a condition of approval of a development project that is imposed to provide for an improvement to be constructed to serve the development project, or a fee for public improvements, as specified. The act also regulates fees for development projects and fees for specific purposes, including water and sewer connection fees, among others. The act, among other things, requires local agencies to comply with various conditions when imposing fees, extractions, or charges as a condition of approval of a proposed development or development project. The act prohibits a local agency that imposes fees or charges on a residential development for the construction of public improvements or facilities from requiring the payment of those fees or charges until the date of the final inspection or the date the certificate of occupancy is issued, whichever occurs first, except for utility service fees, as provided. This bill would require a local agency to waive fees or charges that are collected by a local agency to fund the construction of public improvements or facilities for residential developments subject to a regulatory agreement with a public entity, as provided, that includes certain income and affordability requirements. (Based on 02/19/2025 text)

Location: 03/10/2025 - Assembly L. GOV. **Current Text:** 02/19/2025 - Introduced

Introduced: 02/19/2025

AB 906 **González, Mark (D)** **HTML** **PDF**

Planning and zoning: housing elements.

Progress bar

Bill information

Status:	03/10/2025 - Referred to Coms. on H. & C.D. and L. GOV.		
Summary:	The Planning and Zoning Law requires a city or county to adopt a general plan for land use development that includes, among other things, a housing element. Current law requires the housing element to include, among other things, an inventory of land suitable and available for residential development, including specified sites, an analysis of the relationship of zoning and public facilities and services to these sites (first analysis), and an analysis of the relationship of the sites identified in the land inventory to the jurisdiction's duty to affirmatively further fair housing (2nd analysis). If the inventory of sites does not identify adequate sites to accommodate the need for groups of all household income levels, as provided, existing law requires that the local government rezone sites within specified time periods. This bill would additionally require the 2nd analysis to demonstrate that the jurisdiction has accommodated a meaningful portion of its share of the regional housing need for lower income households on sites located in higher income, racially exclusive areas to the extent that those areas exist within the jurisdiction. (Based on 02/19/2025 text)		
Location:	03/10/2025 - Assembly H. & C.D.	**Current Text:**	02/19/2025 - Introduced
Introduced:	02/19/2025		

AB 945 **Fong (D)** **HTML** **PDF**

Density Bonus Law: incentives and concessions: green housing developments.

Progress bar

Bill information

Status:	03/10/2025 - Referred to Coms. on H. & C.D. and L. GOV.
Summary:	The Density Bonus Law requires a city or county to provide a developer that proposes a housing development within the city or county with a density bonus and other incentives or concessions, as specified, if the developer agrees to construct, among other options, specified percentages of units for lower income households or very low income households, and meets other requirements. Under current law, the number of incentives or concessions granted to a development under the Density Bonus Law vary based on the percentage of affordable units within the development, or whether the development serves specified other target populations, as provided. Current law establishes the Department of Housing and Community Development (HCD) in the Business, Consumer Services, and Housing Agency and requires it to administer various programs intended to promote the development of housing. Current law establishes the State Energy Resources Conservation and Development Commission (the commission), consisting of 5 members, and establishes various duties and responsibilities of the commission relating to energy usage in the state. This bill would require a city or county to grant additional incentives or concessions when an applicant proposes to construct a green housing development, as defined. The bill would require that the number of incentives or concessions granted initially be set to 3 and would require HCD, as specified, to evaluate and report on the number and type of units and developments entitled, permitted, and constructed pursuant to these provisions. The bill would require HCD, in this report, to maintain or alter the number of

incentives or concessions granted under these provisions, as prescribed. (Based on 02/19/2025 text)

Location:	03/10/2025 - Assembly H. & C.D.	**Current Text:**	02/19/2025 - Introduced
Introduced:	02/19/2025		

AB 1021 **Wicks (D)** **HTML** **PDF**

Housing: local educational agencies.

Progress bar

Bill information

Status:	03/24/2025 - Referred to Coms. on H. & C.D. and L. GOV.
Summary:	The Planning and Zoning Law requires each county and city to adopt a comprehensive, long-term general plan for its physical development, and the development of certain lands outside its boundaries, that includes, among other mandatory elements, a housing element. That law, until January 1, 2033, deems a housing development project an allowable use on any real property owned by a local educational agency if the housing development satisfies specified conditions, including, among others, consisting of at least 10 housing units, 100% of the units being rented by local educational agency employees, local public employees, and general members of the public pursuant to a specified priority, and a majority of the units being deed restricted for lower income or moderate-income households, as specified. Current law, the Housing Accountability Act, among other things, prohibits a local agency from disapproving a housing development project for very low, low-, or moderate-income households unless the local agency makes written findings as to one of certain sets of conditions, as specified, and describes various procedural requirements applicable to housing development projects. This bill would revise and recast the provisions deeming a housing development project an allowable use on any real property owned by a local educational agency. The bill would require the housing development to satisfy specified conditions, and would apply the specified procedural requirements of the Housing Accountability Act to review of housing development projects subject to these provisions. (Based on 02/20/2025 text)

Location:	03/24/2025 - Assembly H. & C.D.	**Current Text:**	02/20/2025 - Introduced
Introduced:	02/20/2025		

AB 1061 **Quirk-Silva (D)** **HTML** **PDF**

Housing developments: urban lot splits: historical resources.

Progress bar

Bill information

Status:	03/28/2025 - Read second time and amended.
Summary:	Under the Planning and Zoning Law, the legislative body of a county or city may adopt ordinances that, among other things, regulate the use of buildings, structures, and land, as provided. The Subdivision Map Act vests the authority to regulate and control the design and improvement of subdivisions in the legislative body of a local agency and sets forth procedures governing the local agency's processing, approval, conditional approval or disapproval, and filing of tentative, final, and parcel maps. Current law requires a local agency to consider ministerially a specified proposed housing development or to ministerially approve a parcel map for an urban lot split if the development or parcel meets specified requirements, including,

that the development or parcel is not located within a historic district or property included on the State Historic Resources Inventory or within a site that is designated or listed as a city or county landmark or historic property or district pursuant to city or county ordinance, as specified. Current law authorizes a local agency to impose specified objective standards on the development or parcel created by an urban lot split, but prohibits a local agency from, among other things, requiring setback for an existing structure or structure constructed in the same location and to the same dimensions of an existing structure. With respect to ministerial review of a housing development under the above-described provisions, this bill would, if the other specified requirements are met, instead require a local agency to consider ministerially a proposed housing development or that is not located on a parcel individually listed as a historical resource included in the State Historical Resources Inventory, as specified, or within a property individually designated or listed as a city or county landmark under a city or county ordinance. The bill would additionally prohibit the development from demolishing more than 25% of the exterior wall area or affecting the character-defining exterior features of a contributing structure, as specified. (Based on 03/28/2025 text)

Location:	03/26/2025 - Assembly L. GOV.	**Current Text:**	03/28/2025 - Amended
Introduced:	02/20/2025	**Last Amend:**	03/28/2025

AB 1154 **Carrillo (D)** **HTML** **PDF**

Accessory dwelling units: junior accessory dwelling units.

Progress bar

Bill information

Status: 03/26/2025 - From committee: Do pass and re-refer to Com. on L. GOV. with recommendation: To Consent Calendar. (Ayes 10. Noes 0.) (March 26). Re-referred to Com. on L. GOV.

Summary: The Planning and Zoning Law, among other things, provides for the creation of accessory dwelling units by local ordinance, or, if a local agency has not adopted an ordinance, by ministerial approval, in accordance with specified standards and conditions. Existing law prohibits a local agency from imposing parking standards for an accessory dwelling unit under certain circumstances, whether or not the local agency has adopted a local ordinance pursuant to the above provisions. Under existing law, those circumstances include, among others, if the accessory dwelling unit is located within 1/2 of one mile walking distance of public transit or there is a car share vehicle located within one block of the accessory dwelling unit. This bill would additionally prohibit a local agency from imposing any parking standards if the accessory dwelling unit is 500 square feet or smaller. This bill contains other related provisions and other existing laws. (Based on 02/20/2025 text)

Location:	03/26/2025 - Assembly L. GOV.	**Current Text:**	02/20/2025 - Introduced
Introduced:	02/20/2025		

AB 1206 **Harabedian (D)** **HTML** **PDF**

Single-family and multifamily housing units: preapproved plans.

Progress bar

Bill information

Status: 03/28/2025 - Re-referred to Com. on L. GOV.

Summary: Would require each local agency, as defined and by July 1, 2026, to develop a program for the preapproval of single-family and multifamily residential housing plans, whereby the local agency accepts single-family and multifamily plan submissions for preapproval and approves or denies the preapproval applications, as specified. The bill would authorize a local agency to charge a fee to an applicant for the preapproval of a single-family or multifamily residential housing plan, as specified. The bill would require the local agency to post preapproved single-family or multifamily residential housing plans and the contact information of the applicant on the local agency's internet website. The bill would require a local agency to either approve or deny an application for a single-family or multifamily residential housing unit, both as defined, within 30 days if the lot meets certain conditions and the application utilizes either a single-family or multifamily residential housing unit plan preapproved within the current triennial California Building Standards Code rulemaking cycle or a plan that is identical to a plan used in an application for a single-family or multifamily residential housing unit approved by the local agency within the current triennial California Building Standards Code rulemaking cycle. The bill would also provide that its provisions do not prevent a local agency from voluntarily accepting or admitting additional plans at higher densities in additional zoning districts into the preapproved housing plan program, at the local agency's discretion. (Based on 03/27/2025 text)

Location:	03/26/2025 - Assembly L. GOV.	**Current Text:**	03/27/2025 - Amended
Introduced:	02/21/2025	**Last Amend:**	03/27/2025

ACA 4 **Jackson (D)** **HTML** **PDF**

Homelessness and affordable housing.

Progress bar

Bill information

Status: 01/27/2025 - Read first time.

Summary: The California Constitution authorizes the development, construction, or acquisition of developments composed of urban or rural dwellings, apartments, or other living accommodations for persons of low income financed in whole or in part by the federal government or a state public body, or to which the federal government or a state public body extends assistance, if a majority of the qualified electors of the city, town, or county in which the housing is proposed to be located approves the project by voting in favor thereof, as specified. This measure, the Housing Opportunities for Everyone (HOPE) Act, would create an account in the General Fund into which, beginning in the 2027–28 fiscal year, and each fiscal year thereafter until September 30, 2036, a sum would be transferred from the General Fund equal to or greater than 5% of the estimated amount of General Fund revenues for that fiscal year, as specified. The measure would require the moneys in the account to be appropriated by the Legislature to the Business, Consumer Services, and Housing Agency, and would authorize that agency to expend the moneys to fund prescribed matters related to homelessness and affordable housing, including housing and services to prevent and end homelessness. (Based on 01/24/2025 text)

Location:	01/24/2025 - Assembly PRINT	**Current Text:**	01/24/2025 - Introduced
Introduced:	01/24/2025		

SB 79 **Wiener (D)** **HTML** **PDF**

Planning and zoning: housing development: transit-oriented development.

Progress bar

Bill information

Status:	03/12/2025 - Re-referred to Coms. on HOUSING and L. GOV.		
Summary:	Current law prescribes requirements for the disposal of surplus land by a local agency. Existing law defines “surplus land” for these purposes to mean land owned in fee simple by any local agency for which the local agency’s governing body takes formal action declaring that the land is surplus and is not necessary for the agency’s use. Current law defines “agency’s use” for these purposes to include land that is being used for agency work or operations, as provided. Current law exempts from this definition of “agency’s use” certain commercial or industrial uses, except that in the case of a local agency that is a district, except a local agency whose primary purpose or mission is to supply the public with a transportation system, “agency’s use” may include commercial or industrial uses or activities, as specified. This bill would additionally include land leased to support public transit operations in the definition of “agency’s use,” as described above. (Based on 03/05/2025 text)		
Location:	03/12/2025 - Senate HOUSING	**Current Text:**	03/05/2025 - Amended
Introduced:	01/15/2025 (Spot bill)	**Last Amend:**	03/05/2025

SB 92 **Blakespear (D)** **HTML** **PDF**

Housing development: density bonuses: mixed-use developments.

Progress bar

Bill information

Status:	03/24/2025 - Set for hearing April 23.		
Summary:	The Density Bonus Law requires a city or county to provide a developer that proposes a housing development, as defined, within the city or county with a density bonus and other incentives or concessions, as specified, if the developer agrees to construct specified percentages of units for lower income households or very low income households, and meets other requirements. Current law defines “housing development” to mean a development project for 5 or more residential units, including mixed-use developments, as specified. This bill would define “mixed-used developments” to mean mixed-used developments consisting of residential and nonresidential uses that meet specified conditions. (Based on 03/10/2025 text)		
Location:	03/18/2025 - Senate L. GOV.	**Current Text:**	03/10/2025 - Amended
Introduced:	01/22/2025	**Last Amend:**	03/10/2025

SB 336 **Wiener (D)** **HTML** **PDF**

Real property tax: welfare exemption: moderate-income housing.

Progress bar

Bill information

Status:	03/18/2025 - Set for hearing May 14.
Summary:	Current property tax law, pursuant to constitutional authorization, provides for a “welfare exemption” for property used exclusively for religious, hospital, scientific, or charitable purposes and that is owned or operated by certain types of nonprofit entities, if certain

qualifying criteria are met. That law provides a partial welfare exemption in the case of residential rental property used for lower income households, as specified, calculated as that percentage of the value of the property that is equal to the percentage that the number of units serving lower income households represents of the total number of residential units. This bill would provide a partial welfare exemption in the case of residential rental property used for low- and moderate-income households. The partial exemption would be equal to that percentage of the value of the property that is equal to the percentage that the number of units serving low- and moderate-income households represents of the total number of residential units, as provided. (Based on 02/12/2025 text)

Location:	02/19/2025 - Senate REV. & TAX	**Current Text:**	02/12/2025 - Introduced
Introduced:	02/12/2025		

SB 417 **Cabaldon (D)** **HTML** **PDF**

The Affordable Housing Bond Act of 2026.

Progress bar

Bill information

Status: 02/19/2025 - From printer. May be acted upon on or after March 21.

Summary: Would enact the Affordable Housing Bond Act of 2026, which, if adopted, would authorize the issuance of bonds in the amount of $10,000,000,000 pursuant to the State General Obligation Bond Law. Proceeds from the sale of these bonds would be used to finance programs to fund affordable rental housing and home ownership programs, including, among others, the Multifamily Housing Program, the CalHome Program, and the Joe Serna, Jr. Farmworker Housing Grant Program. (Based on 02/18/2025 text)

Location:	02/18/2025 - Senate RLS.	**Current Text:**	02/18/2025 - Introduced
Introduced:	02/18/2025		

SB 486 **Cabaldon (D)** **HTML** **PDF**

Regional housing: public postsecondary education: changes in enrollment levels: California Environmental Quality Act.

Progress bar

Bill information

Status: 03/20/2025 - Set for hearing April 1.

Summary: Current law requires certain transportation planning agencies to prepare and adopt regional transportation plans directed at achieving a coordinated and balanced regional transportation system. Current law requires each regional transportation plan to include a sustainable communities strategy prepared by each metropolitan planning organization in order to, among other things, identify areas within the region sufficient to house all the population of the region, including all economic segments of the population, over the course of the planning period of the regional transportation plan taking into account net migration into the region, population growth, household formation, and employment growth. This bill would require the sustainable communities strategy, in identifying areas within the region sufficient to house all the population of the region, to also take into account changes in enrollment levels at institutions of public higher education, as defined, excluding changes in enrollment levels of nonresident students. (Based on 02/19/2025 text)

Location:	02/26/2025 - Senate HOUSING	**Current Text:**	02/19/2025 - Introduced
Introduced:	02/19/2025		

SB 569 **Blakespear (D)** **HTML** **PDF**

Department of Transportation: homeless encampments.

Progress bar

Bill information

Status: 03/05/2025 - Referred to Com. on TRANS.

Summary: The bill would require the Department of Transportation to develop a joint action plan for each district of the department in which homeless encampments are located on department property in collaboration with local governments located in the district. The bill would require the department, upon appropriation by the Legislature, to allocate funds to support collaborative efforts with local governments to address homeless encampments on department property. The bill would require the department to establish an advisory committee in each district for the purpose of providing advice on the implementation of these provisions. The bill would require the department to submit an annual report to the Legislature summarizing specified information and recommendations regarding homeless encampments on department property. (Based on 02/20/2025 text)

Location:	03/05/2025 - Senate TRANS.	**Current Text:**	02/20/2025 - Introduced
Introduced:	02/20/2025		

SB 607 **Wiener (D)** **HTML** **PDF**

California Environmental Quality Act: categorical exemptions: infill projects.

Progress bar

Bill information

Status: 03/24/2025 - From committee with author's amendments. Read second time and amended. Re-referred to Com. on E.Q.

Summary: The California Environmental Quality Act (CEQA) requires a lead agency, as defined, to prepare, or cause to be prepared, and certify the completion of an environmental impact report (EIR) on a project that it proposes to carry out or approve that may have a significant effect on the environment or to adopt a negative declaration if it finds that the project will not have that effect. CEQA also requires a lead agency to prepare a mitigated negative declaration for a project that may have a significant effect on the environment if revisions in the project would avoid or mitigate that effect and there is no substantial evidence that the project, as revised, would have a significant effect on the environment. Existing law defines “negative declaration” and “mitigated negative declaration” for these purposes.This bill would revise the definition of negative declaration to mean a written statement briefly describing the substantial evidence in the record that the proposed project will not have a significant effect on the environment, as specified. The bill would also revise the definition of mitigated negative declaration to mean that revisions would avoid or mitigate the effects on the environment, as determined by the public agency based upon substantial evidence in the record, as specified, and that there is substantial evidence that the project as revised will not have a significant effect on the environment, as provided. (Based on 03/24/2025 text)

Location:	03/05/2025 - Senate E.Q.	**Current Text:**	03/24/2025 - Amended
Introduced:	02/20/2025	**Last Amend:**	03/24/2025

SB 627 **McGuire (D)** **HTML** **PDF**

Planning and zoning: housing: postentitlement phase permits.

Progress bar

Bill information

Status: 03/24/2025 - Set for hearing April 2.

Summary: Existing law, the Permit Streamlining Act, which is part of the Planning and Zoning Law, requires each public agency to provide a development project applicant with a list that specifies the information that will be required from any applicant for a development project. Specifically, existing law establishes time limits for completing reviews regarding whether an application for a post entitlement phase permit is complete and compliant, and whether to approve or deny an application, as specified. Existing law requires a local agency, if a post entitlement phase permit is determined to be incomplete, denied, or noncompliant, to provide a process for the applicant to appeal that decision in writing to the governing body of the agency or, if there is no governing body, to the director of the agency, as provided by that agency. This bill would delete the provision for the applicant to appeal a decision to the director of the local agency, as described above, and, instead, would require a local agency to provide a process for the applicant to appeal that decision in writing to the governing body of the agency only. (Based on 02/20/2025 text)

Location:	03/05/2025 - Senate L. GOV.	**Current Text:**	02/20/2025 - Introduced
Introduced:	02/20/2025		

SB 677 **Wiener (D)** **HTML** **PDF**

Housing development: streamlined approvals.

Progress bar

Bill information

Status: 03/05/2025 - Referred to Coms. on HOUSING and L. GOV.

Summary: (1)Existing law, the Planning and Zoning Law, requires a proposed housing development containing no more than 2 residential units within a single-family residential zone to be considered ministerially, without discretionary review or hearing, if the proposed housing development meets certain requirements. This bill would require ministerial approval for proposed housing developments containing no more than 2 residential units on any lot hosting a single-family home or zoned for 4 or fewer residential units, notwithstanding any covenant, condition, or restriction imposed by a common interest development association. This bill contains other related provisions and other existing laws. (Based on 02/21/2025 text)

Location:	03/05/2025 - Senate HOUSING	**Current Text:**	02/21/2025 - Introduced
Introduced:	02/21/2025		

SB 733 **Wahab (D)** **HTML** **PDF**

Planning and zoning: annual progress report: Low Barrier Navigation Centers.

Progress bar

Bill information

Status: 03/13/2025 - Set for hearing April 1.

Summary: Existing law, the Planning and Zoning Law, requires each county and each city to adopt a comprehensive, long-term general plan for the physical development of the county or city, and specified land outside its boundaries, that includes, among other specified mandatory elements, a housing element. That law requires the planning agency of a city or county to provide by April 1 of each year an annual report to, among other entities, the Office of Land Use and Climate Innovation, formerly known as the Office of Planning and Research, and the Department of Housing and Community Development that includes, among other specified information, the number of units of housing demolished and new units of housing that have been issued a completed entitlement, a building permit, or a certificate of occupancy, thus far in the housing element cycle. This bill would require a city or county to submit as part of its annual report information on the permitting of any Low Barrier Navigation Centers in its jurisdiction. By increasing the scope of data required to be reported in the annual report, the bill would impose a state-mandated local program. The bill would also make a nonsubstantive change to update a reference to the Office of Land Use and Climate Innovation in these provisions. This bill contains other related provisions and other existing laws. (Based on 02/21/2025 text)

Location:	03/12/2025 - Senate HOUSING	**Current Text:**	02/21/2025 - Introduced
Introduced:	02/21/2025		

SB 748 **Richardson (D)** **HTML** **PDF**

Encampment Resolution Funding program: recreational vehicles: reporting.

Progress bar

Bill information

Status: 03/27/2025 - From committee with author's amendments. Read second time and amended. Re-referred to Com. on HUMAN S.

Summary: Current law establishes the Encampment Resolution Funding program, administered by the Department of Housing and Community Development, to increase collaboration between the department, local jurisdictions, and continuums of care for, among other things, providing encampment resolution grants to local jurisdictions and continuums of care to resolve critical encampment concerns and transition individuals into safe and stable housing. Current law requires the department to report to the chairs of the relevant fiscal and policy committees of the Legislature on the outcomes, learnings, and best practices models identified through the program. This bill would define encampments to include people using recreational vehicles for temporary shelter along public roads. The bill would additionally include assisting specified local jurisdictions with, among other things, removing and storing recreational vehicles, as specified, acquiring property for safe parking sites, and increasing safe parking site hours as purposes of the program. (Based on 03/27/2025 text)

Location:	03/12/2025 - Senate HUM. S.	**Current Text:**	03/27/2025 - Amended
Introduced:	02/21/2025	**Last Amend:**	03/27/2025

SB 808 **Caballero (D)** **HTML** **PDF**

Civil Actions: writs: housing development projects.

Progress bar

Bill information

Status:	03/27/2025 - Set for hearing April 8.
Summary:	Existing law sets forth an expedited procedure for judicial review of decisions by a local public agency regarding the issuance, revocation, suspension, or denial of a permit involving expressive conduct protected by the First Amendment to the United States Constitution, as specified. This bill would provide similar expedited judicial review for denials of permits or other entitlements for housing development projects or residential units at the trial and appellate level, as specified. The bill would require local agencies, upon the request of an applicant for a permit, to compile a record of its proceedings as they occur and to certify the record within 15 days of the service of a writ. The bill would require that a hearing be set no later than 45 days after the filing of the writ and that the court issue a decision no later than 30 days after the matter is submitted or 75 days after the writ was filed, whichever is earlier. The bill would require the temporary assignment of judicial officers to ensure the timelines are met. (Based on 02/21/2025 text)
Location:	03/12/2025 - Senate JUD.
Current Text:	02/21/2025 - Introduced
Introduced:	02/21/2025

Human Resources/Public Sector Employment LAP

AB 339 **Ortega (D)** **HTML** **PDF**

Local public employee organizations: notice requirements.

Progress bar

Bill information

Status:	03/19/2025 - From committee: Do pass and re-refer to Com. on APPR. (Ayes 4. Noes 0.) (March 19). Re-referred to Com. on APPR.
Summary:	The Meyers-Milias-Brown Act contains various provisions that govern collective bargaining of local represented employees and delegates jurisdiction to the Public Employment Relations Board to resolve disputes and enforce the statutory duties and rights of local public agency employers and employees. Current law requires the governing body of a public agency to meet and confer in good faith regarding wages, hours, and other terms and conditions of employment with representatives of recognized employee organizations. Current law requires the governing body of a public agency, and boards and commissions designated by law or by the governing body, to give reasonable written notice, except in cases of emergency, as specified, to each recognized employee organization affected of any ordinance, rule, resolution, or regulation directly relating to matters within the scope of representation proposed to be adopted by the governing body or the designated boards and commissions. This bill would require the governing body of a public agency, and boards and commissions designated by law or by the governing body of a public agency, to give the recognized employee organization no less than 120 days' written notice before issuing a request for proposals, request for quotes, or renewing or extending an existing contract to perform services that are within the scope of work of the job classifications represented by the recognized employee

organization. The bill would require the notice to include specified information, including the anticipated duration of the contract. (Based on 01/28/2025 text)

Location:	03/19/2025 - Assembly APPR.	**Current Text:**	01/28/2025 - Introduced
Introduced:	01/28/2025		

AB 340 **Ahrens (D)** **HTML** **PDF**

Employer-employee relations: confidential communications.

Progress bar

Bill information

Status: 03/19/2025 - From committee: Do pass and re-refer to Com. on APPR. (Ayes 6. Noes 0.) (March 19). Re-referred to Com. on APPR.

Summary: Current law that governs the labor relations of public employees and employers, including, among others, the Meyers-Milias-Brown Act, the Ralph C. Dills Act, provisions relating to public schools, and provisions relating to higher education, prohibits employers from taking certain actions relating to employee organization, including imposing or threatening to impose reprisals on employees, discriminating or threatening to discriminate against employees, or otherwise interfering with, restraining, or coercing employees because of their exercise of their guaranteed rights. Those provisions of current law further prohibit denying to employee organizations the rights guaranteed to them by current law. This bill would prohibit a public employer from questioning a public employee, a representative of a recognized employee organization, or an exclusive representative regarding communications made in confidence between an employee and an employee representative in connection with representation relating to any matter within the scope of the recognized employee organization's representation. (Based on 03/05/2025 text)

Location:	03/19/2025 - Assembly APPR.	**Current Text:**	03/05/2025 - Amended
Introduced:	01/28/2025	**Last Amend:**	03/05/2025

AB 569 **Stefani (D)** **HTML** **PDF**

California Public Employees' Pension Reform Act of 2013: exceptions: supplemental defined benefit plans.

Progress bar

Bill information

Status: 02/24/2025 - Referred to Com. on P. E. & R.

Summary: The California Public Employees' Pension Reform Act of 2013 (PEPRA) prohibits a public employer from offering a defined benefit pension plan exceeding specified retirement formulas, requires new members of public retirement systems to contribute at least a specified amount of the normal cost, as defined, for their defined benefit plans, and prohibits an enhancement of a public employee's retirement formula or benefit adopted after January 1, 2013, from applying to service performed prior to the operative date of the enhancement. PEPRA prohibits a public employer from offering a supplemental defined benefit plan if the public employer did not do so before January 1, 2013, or, if it did, from offering that plan to an additional employee group after that date. This bill would, notwithstanding that prohibition, authorize a public employer, as defined, to bargain over contributions for supplemental retirement benefits administered by, or on behalf of, an exclusive bargaining representative of one or more of the public employer's bargaining units. (Based on 02/12/2025 text)

Location:	02/24/2025 - Assembly P.E. & R.	**Current Text:**	02/12/2025 - Introduced
Introduced:	02/12/2025		

AB 1198 **Haney (D)** **HTML** **PDF**

Public works: prevailing wages.

Progress bar

Bill information

Status: 03/10/2025 - Referred to Com. on L. & E.

Summary: Current law requires that, except as specified, not less than the general prevailing rate of per diem wages, determined by the Director of Industrial Relations, be paid to workers employed on public works projects. Current law requires the body awarding a contract for a public work to obtain from the director the general prevailing rate of per diem wages for work of a similar character in the locality in which the public work is to be performed, and the general prevailing rate of per diem wages for holiday and overtime work, for each craft, classification, or type of worker needed to execute the contract. Under current law, if the director determines during any quarterly period that there has been a change in any prevailing rate of per diem wages in a locality, the director is required to make that change available to the awarding body and their determination is final. Under current law, that determination does not apply to public works contracts for which the notice to bidders has been published. This bill would instead state, commencing July 1, 2026, that if the director determines, within a semiannual period, that there is a change in any prevailing rate of per diem wages in a locality, that determination applies to any public works contract that is awarded or for which notice to bidders is published after July 1, 2026. The bill would authorize any contractor, awarding body, or specified representative affected by a change in rates on a particular contract to, within 20 days, file with the director a verified petition to review the determination of that rate, as specified. (Based on 02/21/2025 text)

Location:	03/10/2025 - Assembly L. & E.	**Current Text:**	02/21/2025 - Introduced
Introduced:	02/21/2025		

SB 456 **Ashby (D)** **HTML** **PDF**

Contractors: exemptions: muralists.

Progress bar

Bill information

Status: 03/18/2025 - Set for hearing April 7.

Summary: Current law makes it a misdemeanor for a person to engage in the business, or act in the capacity, of a contractor without a license, unless exempted. Current law exempts from the Contractors State License Law, among other things, a nonprofit corporation providing assistance to an owner, as specified. This bill would exempt from that law a muralist, as defined, who produces a mural, as defined, pursuant to an agreement with a person who could legally authorize the work. (Based on 02/19/2025 text)

Location:	02/26/2025 - Senate B., P. & E.D.	**Current Text:**	02/19/2025 - Introduced
Introduced:	02/19/2025		

Local Representative Legislation

SB 30 **Cortese (D)** **HTML** **PDF**

Diesel-powered on-track equipment: decommissioning: resale and transfer restrictions.

Progress bar

Bill information

Status:	03/26/2025 - From committee with author's amendments. Read second time and amended. Re-referred to Com. on TRANS.		
Summary:	Would prohibit a public entity that owns diesel-powered on-track equipment from selling, donating, or otherwise transferring that equipment for continued use after the public entity decommissions the equipment. (Based on 03/26/2025 text)		
Location:	02/19/2025 - Senate TRANS.	**Current Text:**	03/26/2025 - Amended
Introduced:	12/02/2024 (Spot bill)	**Last Amend:**	03/26/2025

SB 33 **Cortese (D)** **HTML** **PDF**

Homeless pupils: California Success, Opportunity, and Academic Resilience (SOAR) Guaranteed Income Program.

Progress bar

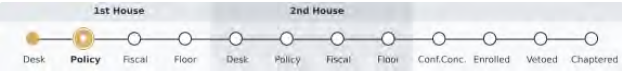

Bill information

Status:	03/19/2025 - From committee: Do pass and re-refer to Com. on HUMAN S. (Ayes 6. Noes 1.) (March 19). Re-referred to Com. on HUMAN S.		
Summary:	Current law establishes various programs to provide assistance to homeless youth, including, among others, homeless youth emergency service pilot projects and the Runaway Youth and Families in Crisis Project. This bill, subject to an appropriation by the Legislature for this purpose, would require the State Department of Social Services to establish the California Success, Opportunity, and Academic Resilience (SOAR) Guaranteed Income Program. The program would award public school pupils who are in grade 12 and are homeless children or youths, as defined, a guaranteed income of $1,000 each month for 4 months from May 1, 2026, to August 1, 2026, inclusive, as provided. (Based on 03/10/2025 text)		
Location:	03/19/2025 - Senate HUM. S.	**Current Text:**	03/10/2025 - Amended
Introduced:	12/02/2024	**Last Amend:**	03/10/2025

SB 61 **Cortese (D)** **HTML** **PDF**

Private works of improvement: retention payments.

Progress bar

Bill information

Status:	03/26/2025 - Set for hearing April 8. From committee with author's amendments. Read second time and amended. Re-referred to Com. on JUD.

Summary: Current law generally governs retention payments withheld with respect to a contract for a private work of improvement, including by requiring an owner that withholds a retention from a direct contractor to, within 45 days after completion of the work of improvement, pay the retention to the contractor. This bill would limit the amount of a retention payment with respect to a contract for a private work of improvement by, among other things, prohibiting a retention payment withheld from a payment by an owner from the direct contractor, by the direct contractor from any subcontractor, and by a subcontractor from any subcontractor thereunder, for a private work of improvement, from exceeding 5% of the payment, subject to certain exceptions. (Based on 03/26/2025 text)

Location:	01/29/2025 - Senate JUD.	**Current Text:**	03/26/2025 - Amended
Introduced:	01/09/2025	**Last Amend:**	03/26/2025

SB 254 **Becker (D)** **HTML** **PDF**

Electricity: Family Electric Rate Assistance program.

Progress bar

Bill information

Status: 03/20/2025 - From committee with author's amendments. Read second time and amended. Re-referred to Com. on RLS.

Summary: Current law requires the Public Utilities Commission to continue a program of assistance to residential customers of the state's 3 largest electrical corporations consisting of households of 3 or more persons with total household annual gross income levels between 200% and 250% of the federal poverty guideline level, which is referred to as the Family Electric Rate Assistance (FERA) program. Current law requires the commission, by March 1, 2025, and each year thereafter, to require the state's 3 largest electrical corporations to report on their efforts to enroll customers in the FERA program. Current law requires the commission, by June 1, 2025, and each year thereafter, to review each electrical corporation's report to ensure it has made reasonable efforts to enroll eligible households in the FERA program commensurate with the proportion of households the commission determines to be eligible within the electrical corporation's service territory. If the commission, in its review of a report, determines an electrical corporation has not made reasonable efforts to enroll eligible households in the FERA program, current law requires the commission to require the electrical corporation to develop a strategy and plan to sufficiently enroll eligible households within 3 years of the adoption of the strategy and plan. This bill would additionally require each electrical corporation's report to provide a breakdown of the number of eligible households and FERA program enrollment by disadvantaged community, as defined by the commission. (Based on 03/20/2025 text)

Location:	02/03/2025 - Senate RLS.	**Current Text:**	03/20/2025 - Amended
Introduced:	02/03/2025	**Last Amend:**	03/20/2025

SB 257 **Wahab (D)** **HTML** **PDF**

Pregnancy As a Recognized Event for Nondiscriminatory Treatment (PARENT) Act.

Progress bar

Bill information

Status: 02/14/2025 - Referred to Com. on HEALTH.

Summary: Current law provides for the regulation of disability insurers by the Department of Insurance. Current law requires a health care service plan or disability insurer to allow an individual to enroll in or change their health benefit plan as a result of a specified triggering event. Current law prohibits a health care service plan contract or disability insurance policy issued, amended, renewed, or delivered on or after July 1, 2003, from imposing a copayment or deductible for specified maternity services that exceeds the most common amount of the copayment or deductible imposed for services provided for other covered medical conditions. This bill, the Pregnancy As a Recognized Event for Nondiscriminatory Treatment (PARENT) Act, would make pregnancy a triggering event for purposes of enrollment or changing a health benefit plan. The bill would prohibit a health care service plan contract or disability insurance policy issued, amended, or renewed on or after January 1, 2026, that provides coverage for maternity services or newborn and pediatric care services from taking specified actions based on the circumstances of conception, including denying, limiting, or seeking reimbursement for maternity services or newborn and pediatric care services because the enrollee or insured is acting as a gestational carrier. (Based on 02/03/2025 text)

Location:	02/14/2025 - Senate HEALTH	**Current Text:**	02/03/2025 - Introduced
Introduced:	02/03/2025		

SB 258 Wahab (D) HTML PDF

Crimes: rape.

Progress bar

Bill information

Status: 02/14/2025 - Referred to Com. on PUB. S.

Summary: Current law defines rape as an act of sexual intercourse accomplished under certain circumstances, including with a person not the spouse of the perpetrator where the person is incapable of giving legal consent because of a mental disorder or developmental or physical disability. This bill would remove the spousal exception from this definition of rape. (Based on 02/03/2025 text)

Location:	02/14/2025 - Senate PUB. S.	**Current Text:**	02/03/2025 - Introduced
Introduced:	02/03/2025		

SB 259 Wahab (D) HTML PDF

Fair Online Pricing Act.

Progress bar

Bill information

Status: 03/24/2025 - From committee with author's amendments. Read second time and amended. Re-referred to Com. on RLS.

Summary: The California Consumer Privacy Act of 2018 grants to a consumer various rights with respect to personal information, as defined, that is collected by a business, as defined, including the right to request that a business delete personal information about the consumer that the business has collected from the consumer and to direct a business that sells or shares personal information about the consumer to third parties not to sell or share the consumer's personal information. This bill, the Fair Online Pricing Act, would prohibit a price, surcharge, or fee displayed on a consumer's online device, as defined, from being generated in whole, or in

part, based on any of certain input data, including the software on the online device. The bill would require, subject to a specified exception for an online device that lacks a physical display, a person to cause to be placed adjacent to any price, surcharge, or fee displayed by the person to a consumer on the consumer's online device a conspicuous link that, among other things, is clickable text that, if clicked, displays or links to a list containing any input data used to generate the price, surcharge, or fee. (Based on 03/24/2025 text)

Location:	02/03/2025 - Senate RLS.	**Current Text:**	03/24/2025 - Amended
Introduced:	02/03/2025 (Spot bill)	**Last Amend:**	03/24/2025

SB 260 **Wahab (D)** **HTML** **PDF**

Unmanned aircraft.

Progress bar

Bill information

Status: 03/20/2025 - From committee with author's amendments. Read second time and amended. Re-referred to Com. on PUB. S.

Summary: Would prohibit an onsite inspection of a home conducted by a remotely operated unmanned aircraft from constituting sufficient evidence for the termination of a home protection contract, unless the findings of the inspection are corroborated, as specified. The bill would require a home protection company intending to inspect a property using an unmanned aircraft to notify the issue of a home protection contract no less than 14 calendar days prior to the inspection, and would prohibit an inspection conducted using an unmanned aircraft without the above-described notice from constituting sufficient reason to modify or terminate the contract. The bill would require a home protection company or its authorized agents to provide to, upon the request of, a property owner, copies of photographic or videographic evidence that are gathered during a prequalification or subsequent inspection and are used in the inspection report. (Based on 03/20/2025 text)

Location:	02/19/2025 - Senate PUB. S.	**Current Text:**	03/20/2025 - Amended
Introduced:	02/03/2025	**Last Amend:**	03/20/2025

SB 261 **Wahab (D)** **HTML** **PDF**

Division of Labor Standards Enforcement: orders, decisions, and awards.

Progress bar

Bill information

Status: 03/27/2025 - Read second time and amended. Re-referred to Com. on JUD.

Summary: Current law establishes the Division of Labor Standards Enforcement, under the direction of the Labor Commissioner, within the Department of Industrial Relations and sets forth its powers and duties regarding the enforcement of labor laws. Current law authorizes the commissioner to investigate employee complaints and to provide for a hearing in any action to recover wages, penalties, and other demands for compensation, as specified. Current law requires the commissioner to provide to the parties, among other things, notice advising the parties of their right to appeal, as specified. This bill would require the commissioner to post a copy of the order, decision, or award on the division's internet website, as specified, no later than 15 days after the time to appeal from the order, decision, or award has expired and no appeal therefrom is pending. The bill would require the division to redact the name, address,

and personal contact information of any employee or other complainant from the order, decision, or award before posting the order, decision, or award on the division's internet website. The bill would require the division to post on its internet website specified information about any employer with an unsatisfied order, decision, or award issued under the above-described provisions, as prescribed. The bill would require the posting pursuant to these provisions to be removed if, among other conditions, the employer has submitted certification, under penalty of perjury, that all violations identified in the posted information have been remedied or abated. (Based on 03/27/2025 text)

Location:	03/26/2025 - Senate JUD.	**Current Text:**	03/27/2025 - Amended
Introduced:	02/03/2025	**Last Amend:**	03/27/2025

SB 262 **Wahab (D)** **HTML** **PDF**

Housing element: prohousing designations: prohousing local policies.

Progress bar

Bill information

Status: 03/28/2025 - Set for hearing April 7.

Summary: The Planning and Zoning Law requires each county and city to adopt a comprehensive, long-term general plan for the physical development of the county or city, and specified land outside its boundaries, that includes, among other specified mandatory elements, a housing element. The Department of Housing and Community Development is required to determine whether the housing element is in substantial compliance with those provisions. Current law requires the department to designate jurisdictions as prohousing pursuant to emergency regulations adopted by the department, as prescribed. Current law requires that jurisdictions that are prohousing and that are in substantial compliance with specified provisions be awarded additional points or preference in the scoring of applications for specified state programs. Current law defines "prohousing local policies" for these purposes and specifies a nonexhaustive list of examples of those policies, including local financial incentives for housing and adoption of zoning allowing for use by right for residential and mixed-use development. This bill would include in the definition of "prohousing local policies" policies that keep people housed, and would specify additional examples of prohousing local policies under the above-described provisions. (Based on 03/19/2025 text)

Location:	03/18/2025 - Senate APPR.	**Current Text:**	03/19/2025 - Amended
Introduced:	02/03/2025	**Last Amend:**	03/19/2025

SB 272 **Becker (D)** **HTML** **PDF**

San Mateo County Transit District: job order contracting: pilot program.

Progress bar

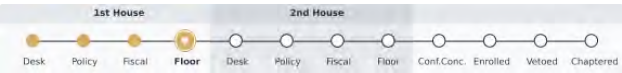

Bill information

Status: 03/27/2025 - Read second time. Ordered to consent calendar.

Summary: Would establish a pilot program to authorize the San Mateo County Transit District to use job order contracting as a procurement method. The bill would impose a $5,000,000 cap on awards under a single job order contract and a $1,000,000 cap on any single job order. The bill would limit the term of an initial contract to a maximum of 12 months, with extensions as prescribed. The bill would establish various procedures and requirements for the use of job

order contracting under the pilot program. The bill would require the district, on or before January 1, 2030, to submit to the appropriate policy and fiscal committees of the Legislature a report on the use of job order contracting under the bill. The pilot program would be repealed on January 1, 2032. This bill would make legislative findings and declarations as to the necessity of a special statute for the San Mateo County Transit District. (Based on 03/18/2025 text)

Location:	03/25/2025 - Senate CONSENT CALENDAR	**Current Text:**	03/18/2025 - Amended
Introduced:	02/04/2025	**Last Amend:**	03/18/2025

SB 285 **Becker (D)** **HTML** **PDF**

Net zero greenhouse gas emissions goal: carbon dioxide removal: regulations.

Progress bar

Bill information

Status: 03/25/2025 - From committee with author's amendments. Read second time and amended. Re-referred to Com. on E.Q.

Summary: The California Global Warming Solutions Act of 2006 requires the State Air Resources Board to prepare and approve a scoping plan for achieving the maximum technologically feasible and cost-effective reductions in greenhouse gas emissions and to update the scoping plan at least once every 5 years. Current law requires the state board, as part of its scoping plan, to establish specified carbon dioxide removal targets for 2030 and beyond. Current law, the California Climate Crisis Act, declares the policy of the state both to achieve net zero greenhouse gas emissions as soon as possible, but no later than 2045, and achieve and maintain net negative greenhouse gas emissions thereafter, and to ensure that by 2045, statewide anthropogenic greenhouse gas emissions are reduced to at least 85% below the 1990 levels. This bill would, for the purpose of meeting, or tracking progress against, any state requirement to achieve net zero emissions of greenhouse gases, authorize only qualified carbon dioxide removal, as defined, to be used to counterbalance the state's or an entity's greenhouse gas emissions and would require qualified carbon dioxide removal used for those purposes to meet certain requirements, as specified. (Based on 03/25/2025 text)

Location:	02/14/2025 - Senate E.Q.	**Current Text:**	03/25/2025 - Amended
Introduced:	02/05/2025	**Last Amend:**	03/25/2025

SB 306 **Becker (D)** **HTML** **PDF**

Health care coverage: prior authorizations.

Progress bar

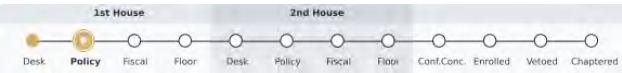

Bill information

Status: 02/19/2025 - Referred to Com. on HEALTH.

Summary: Current law generally authorizes a health care service plan or health insurer to use prior authorization and other utilization review or utilization management functions, under which a licensed physician or a licensed health care professional who is competent to evaluate specific clinical issues may approve, modify, delay, or deny requests for health care services based on medical necessity. Current law requires a health care service plan or health insurer, including those plans or insurers that delegate utilization review or utilization management functions to

medical groups, independent practice associations, or to other contracting providers, to comply with specified requirements and limitations on their utilization review or utilization management functions. Current law requires the criteria or guidelines used to determine whether or not to authorize, modify, or deny health care services to be developed with involvement from actively practicing health care providers. This bill would prohibit a health care service plan or health insurer from imposing prior authorizations, as defined, on a covered health care service for a period of one year beginning on April first of the current calendar year, if specified conditions exist, including that the health care service plan approved 90% or more of the requests for a covered service in the prior calendar year. The bill would also require a health care service plan or health insurer to list any covered services exempted from prior authorization on their internet website by March 15 of each calendar year. The bill would also clarify how to calculate a plan or insurer's approval rate for purposes of determining whether a service may be exempted from prior authorization. (Based on 02/10/2025 text)

Location:	02/19/2025 - Senate HEALTH	**Current Text:**	02/10/2025 - Introduced
Introduced:	02/10/2025		

SB 318 **Becker (D)** **HTML** **PDF**

Air pollution: stationary sources: best available control technology: indirect sources.

Progress bar

Bill information

Status: 03/26/2025 - From committee with author's amendments. Read second time and amended. Re-referred to Com. on RLS.

Summary: Current law generally designates the State Air Resources Board as the state agency with the primary responsibility for the control of vehicular air pollution, and air pollution control districts and air quality management districts with the primary responsibility for the control of air pollution from all sources other than vehicular sources. Current law authorizes air districts to adopt and implement regulations to reduce or mitigate emissions from indirect sources of air pollution. This bill would authorize the state board to adopt and enforce rules and regulations applicable to indirect sources of emissions, as specified. If the state board elects to exercise that authority, the bill would require the state board to establish a schedule of fees on facilities and mobile sources to cover the reasonable costs of implementing and enforcing the regulations and would require the fees to be deposited in the Air Pollution Control Fund and made available to the state board upon appropriation by the Legislature. (Based on 03/26/2025 text)

Location:	02/11/2025 - Senate RLS.	**Current Text:**	03/26/2025 - Amended
Introduced:	02/11/2025	**Last Amend:**	03/26/2025

SB 326 **Becker (D)** **HTML** **PDF**

Wildfire safety: The California Wildfire Mitigation Strategic Planning Act.

Progress bar

Bill information

Status: 03/25/2025 - From committee: Do pass and re-refer to Com. on N.R. & W. with recommendation: To consent calendar. (Ayes 13. Noes 0.) (March 25). Re-referred to Com. on N.R. & W.

Summary: Current law establishes the Office of the State Fire Marshal in the Department of Forestry and Fire Protection and establishes the Deputy Director of Community Wildfire Preparedness and Mitigation within the office. Current law makes the deputy director responsible for fire preparedness and mitigation missions of the department, as provided. This bill would require the deputy director, on or before January 1, 2027, and every 3 years thereafter, to prepare a Wildfire Risk Mitigation Planning Framework sufficient to quantitatively evaluate wildfire risk mitigation actions, as provided. The bill would require the framework to allow for geospatial evaluation and comparison of wildfire risk mitigation actions, as defined, sufficient to direct coordinated mitigation efforts and long-term collaborative mitigation planning. The bill would require the deputy director to, each year the framework is completed, submit a copy of the framework to the Legislature, the Office of Energy Infrastructure Safety, and the Public Utilities Commission for review and consideration. (Based on 02/11/2025 text)

Location:	03/25/2025 - Senate N.R. & W.	**Current Text:**	02/11/2025 - Introduced
Introduced:	02/11/2025		

SB 332 **Wahab (D)** **HTML** **PDF**

Investor-Owned Utilities Accountability Act.

Progress bar

Bill information

Status: 03/19/2025 - Referred to Coms. on E., U & C. and JUD.

Summary: Would require the State Energy Resources Conservation and Development Commission (Energy Commission), in coordination with the public advisor and the Public Utilities Commission (PUC), on or before March 31, 2026, to issue a request for proposals for a team to develop a study. The bill would require the study to (1) conduct a historical energy justice assessment of the investor-owned utility's (IOU) operations and impacts, (2) complete a comparative analysis of the benefits and challenges of transitioning the IOUs to a successor entity in order to identify a recommended model, and, (3) if the study finds that it is in the best long-term interests of the people and ecologies of California to transition away from an investor-owned utility model, create a justice-centered implementation plan for managing the transition. The bill would require the Energy Commission, on or before June 30, 2026, to select the study team that is awarded the contract. The bill would require the Energy Commission to hold a public proceeding and submit a report of the study team's findings and recommendations to the Legislature no later than 24 months after selecting the study team for the feasibility portion of the study, and no later than 36 months after selecting the study team for the implementation plan portion of the study, as specified. (Based on 02/12/2025 text)

Location:	03/19/2025 - Senate E. U., & C.	**Current Text:**	02/12/2025 - Introduced
Introduced:	02/12/2025		

SB 338 **Becker (D)** **HTML** **PDF**

Mobile Health for Rural Communities Pilot Program.

Progress bar

Bill information

Status: 02/19/2025 - Referred to Com. on HEALTH.

Summary: Would establish the Mobile Health for Rural Communities Pilot Program, and require the State Department of Health Care Services to administer the program to expand access to health services for farmworkers in rural communities. The bill would require the department, among other things, to deploy mobile units, as defined, in 2 rural counties based on farmworker population and access to health care. Under the bill, the mobile units would include, at a minimum, computers, Wi-Fi, cubicles for virtual visits, and exam rooms for telemedicine. The bill would require the department, on or before January 1, 2027, to report the outcomes of the program to the Legislature. (Based on 02/12/2025 text)

Location:	02/19/2025 - Senate HEALTH	**Current Text:**	02/12/2025 - Introduced
Introduced:	02/12/2025		

SB 358 **Becker (D)** **HTML** **PDF**

Mitigation Fee Act: mitigating vehicular traffic impacts.

Progress bar

Bill information

Status: 03/24/2025 - Set for hearing April 23.

Summary: The Mitigation Fee Act imposes various requirements with respect to the establishment, increase, or imposition of a fee by a local agency as a condition of approval of a development project. Current law requires a local agency that imposes a fee on a housing development for the purpose of mitigating vehicular traffic impacts to set the rate for that fee to reflect a lower rate of automobile trip generation associated with such housing developments in comparison with housing developments without prescribed characteristics, unless the local agency adopts findings after a public hearing establishing that the housing development, even with those characteristics, would not generate fewer automobile trips than a housing development without those specified characteristics. For purposes of these provisions, current law specifies one of those characteristics is that the housing development provides either the minimum number of parking spaces required by the local ordinance, or no more than one onsite parking space for zero- to 2-bedroom units, and 2 onsite parking spaces for 3 or more bedroom units, whichever is less. For purposes of a local agency setting the rate for a mitigating vehicular traffic impacts fee, this bill would delete the provision about adopting findings after a public hearing and would, instead, require the rate for housing developments that satisfy those specified characteristics be at least 50% less than the rate for housing developments without all of those characteristics. With regard to the above-described characteristic, the bill would, instead, specify that the housing development provides no more than one onsite parking space for zero- to 2-bedroom units, and 2 onsite parking spaces for 3 or more bedroom units. (Based on 02/12/2025 text)

Location:	02/19/2025 - Senate L. GOV.	**Current Text:**	02/12/2025 - Introduced
Introduced:	02/12/2025		

SB 361 **Becker (D)** **HTML** **PDF**

Data broker registration: data collection.

Progress bar

Bill information

Status: 03/24/2025 - From committee with author's amendments. Read second time and amended. Re-referred to Com. on JUD.

Summary: The California Consumer Privacy Act of 2018 (CCPA) grants a consumer various rights with respect to personal information that is collected or sold by a business, including the right to request that a business disclose specified information that has been collected about the consumer, to request that a business delete personal information about the consumer that the business has collected from the consumer, and to direct a business not to sell or share the consumer's personal information, as specified. The CCPA defines various terms for these purposes. The California Privacy Rights Act of 2020 (CPRA), approved by the voters as Proposition 24 at the November 3, 2020, statewide general election, amended, added to, and reenacted the CCPA and establishes the California Privacy Protection Agency (agency) and vests the agency with full administrative power, authority, and jurisdiction to enforce the CCPA.This bill would require a data broker to provide additional information to the agency, including whether the data broker collects consumers' login or account information, various government identification numbers, citizenship data, union membership status, sexual orientation status, gender identity and gender expression data, and biometric data. (Based on 03/24/2025 text)

Location:	02/26/2025 - Senate JUD.	**Current Text:**	03/24/2025 - Amended
Introduced:	02/13/2025	**Last Amend:**	03/24/2025

SB 381 **Wahab (D)** **HTML** **PDF**

Residential rental properties: fees.

Progress bar

Bill information

Status: 02/26/2025 - Referred to Coms. on JUD. and APPR.

Summary: Would enact the Fair Rental Act of 2025. The bill would prohibit a landlord or their agent from charging certain fees, including, any fee that is not specified in the rental agreement, a processing fee, including a convenience fee or a check cashing fee, for the payment of rent or any other fees or deposits, or a fee for a tenant to own a household pet. The bill would also prohibit a landlord or their agent from charging a late fee for the late payment of rent that is more than 2% of the monthly rental rate, and would prohibit the late fee from being charged unless the rent is overdue by 7 days or more. Under the bill, if a landlord or their agent charges and collects a fee from a tenant that is not authorized by law, the landlord or their agent would be liable to the tenant in a civil action for the cost of the fee, plus 5% interest compounded daily from the date the fee was collected. (Based on 02/14/2025 text)

Location:	02/26/2025 - Senate JUD.	**Current Text:**	02/14/2025 - Introduced
Introduced:	02/14/2025		

SB 384 **Wahab (D)** **HTML** **PDF**

Preventing Algorithmic Price Fixing Act: prohibition on price-fixing algorithm use.

Progress bar

Bill information

Status: 02/26/2025 - Referred to Com. on JUD.

Summary: Current law governs various business practices in this state, including certain laws relating to the use of technology. This bill, the Preventing Algorithmic Price Fixing Act, would prohibit a business from using a price-fixing algorithm, as defined, to set a price or supply level of a good or service. (Based on 02/14/2025 text)

Location:	02/26/2025 - Senate JUD.	**Current Text:**	02/14/2025 - Introduced
Introduced:	02/14/2025		

SB 390 **Becker (D)** **HTML** **PDF**

Community facilities district: inclusion or annexation of territory: County of San Mateo.

Progress bar

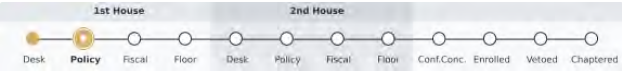

Bill information

Status: 03/24/2025 - Set for hearing May 7.

Summary: The Mello-Roos Community Facilities Act of 1982 authorizes the legislative body of a local agency, as defined, to create a community facilities district to finance specified types of services within an area. Current law prohibits a territory that is dedicated or restricted to agricultural, open-space, or conservation uses from being included within or annexed to a specified community facilities district without the landowner's consent. This bill would, notwithstanding those prohibitions, specify that for territory that is located within the regional shoreline of the County of San Mateo, the consent of a landowner is not required, if specified conditions are met. (Based on 02/14/2025 text)

Location:	02/26/2025 - Senate L. GOV.	**Current Text:**	02/14/2025 - Introduced
Introduced:	02/14/2025		

SB 400 **Cortese (D)** **HTML** **PDF**

Road Maintenance and Rehabilitation Account: University of California: California State University: reports.

Progress bar

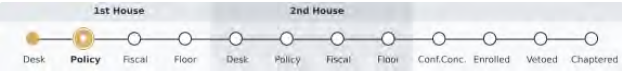

Bill information

Status: 03/27/2025 - From committee with author's amendments. Read second time and amended. Re-referred to Com. on TRANS.

Summary: Current law provides for the deposit of various moneys, including revenues from certain fuel taxes and vehicle fees, for the Road Maintenance and Rehabilitation Program into the Road Maintenance and Rehabilitation Account. Current law, after deducting certain appropriations and allocations, authorizes annual appropriations of $5,000,000 of the moneys available for the program to the University of California to conduct transportation research and of $2,000,000 of the available moneys to the California State University to conduct transportation research and transportation-related workforce education, training, and development, as specified. This bill would require the University of California and the California State University, on or before January 1 of each year, to each submit a report to the Transportation Agency and specified legislative committees detailing its expenditures of those moneys for the previous fiscal year, including, but not limited to, research activities and administration. (Based on 03/27/2025 text)

Location:	02/26/2025 - Senate TRANS.	**Current Text:**	03/27/2025 - Amended
Introduced:	02/14/2025	**Last Amend:**	03/27/2025

SB 429 **Cortese (D)** **HTML** **PDF**

Wildfire Safety and Risk Mitigation Program.

Progress bar

Bill information

Status:	03/26/2025 - From committee with author's amendments. Read second time and amended. Re-referred to Com. on RLS.
Summary:	Current law generally requires an insurer or insurance producer to have underwriting guidelines that establish the criteria and process under which an insurer makes its decision to provide or to deny coverage. Current law requires an admitted insurer with written California premiums totaling $10,000,000 or more, to submit a report, as specified, to the commissioner with specified fire risk information on its residential property policies. Current law requires the Insurance Commissioner to post on the Department of Insurance internet website a report on wildfire risk compiled from data collected from specified insurers. This bill, upon appropriation for these purposes, would establish the Wildfire Safety and Risk Mitigation Program to fund the development, demonstration, and deployment of a public wildfire catastrophe model, as defined, and to provide grant funding to one or more universities for eligible projects with specified criteria for the purpose of creating a research and educational center responsible for developing, demonstrating, and deploying a public wildfire catastrophe model that provides significant wildfire safety benefits to California communities and assists alignment of federal, state, and local wildfire risk reduction efforts. The bill would create the Wildfire Safety and Risk Mitigation Account within the Insurance Fund for these purposes. (Based on 03/26/2025 text)

Location:	02/18/2025 - Senate RLS.	**Current Text:**	03/26/2025 - Amended
Introduced:	02/18/2025	**Last Amend:**	03/26/2025

SB 433 **Wahab (D)** **HTML** **PDF**

Retirement care facilities for the elderly: assisted living waiver rental rate protection.

Progress bar

Bill information

Status:	03/13/2025 - Set for hearing April 7.
Summary:	Current law provides for the Medi–Cal program, administered by the State Department of Health Care Services, under which qualified low-income persons are provided with health care services. The Medi-Cal program is, in part, governed and funded by federal Medicaid Program provisions. Current law requires the department to develop a program that requires a waiver of federal law to test the efficacy of providing an assisted living benefit to beneficiaries under the Medi-Cal program. The waiver requires that eligible participants are those who require a nursing facility level of care and wish to live in a residential care setting, such as a residential care facility for the elderly. Under current law, the State Department of Health Care Services and the State Department of Social Services may waive provisions of the California Residential Care Facilities for the Elderly Act applicable to residential care facilities participating in the program, as necessary and appropriate, including provisions that state that residential care facilities for the elderly are not subject to controls on rent. Current law authorizes a Medi-Cal managed care plan to cover those community supports, as defined, approved by the department as cost effective and medically appropriate in a comprehensive risk contract that are in lieu of applicable Medi-Cal state plan services, including, among others, nursing facility transition or diversion to assisted living facilities, such as residential care facilities for the

elderly. Current law provides for the State Supplementary Program for the Aged, Blind and Disabled (SSP), which requires the State Department of Social Services to contract with the United States Secretary of Health and Human Services to make payments to SSP recipients to supplement Supplemental Security Income payments made available pursuant to the federal Social Security Act. Under current regulation, residential facilities for the elderly are prohibited from charging recipients of SSI payments more than a specific set rate for basic services. This bill would prohibit residential care facilities for the elderly from charging a resident who receives Medi-Cal reimbursed services through the above-described assisted living waiver or nursing facility transition or diversion to assisted living facilities through community supports covered by their Medi-Cal managed care plan a rate exceeding that charged to a resident who is a recipient of SSP. (Based on 02/18/2025 text)

Location:	02/26/2025 - Senate HUM. S.	**Current Text:**	02/18/2025 - Introduced
Introduced:	02/18/2025		

SB 434 **Wahab (D)** **HTML** **PDF**

Residential care facilities for the elderly: housing protections.

Progress bar

Bill information

Status:	03/24/2025 - From committee with author's amendments. Read second time and amended. Re-referred to Com. on HUMAN S.
Summary:	Existing law provides for the licensure and regulation of residential care facilities for the elderly (RCFEs) by the State Department of Social Services. Under existing law, in addition to complying with other applicable regulations, a licensee of an RCFE that sends a notice of eviction to a resident is required to include in that notice specified information, including the effective date of the eviction and resources available to assist the resident in identifying alternative housing. The RCFE is also required to notify, or mail a copy of the notice to quit to, the resident's responsible person. Existing law requires that a licensee of an RCFE provide a resident a 30-day notice of eviction, except where the department has approved the RCFE to provide a 3-day notice. Under existing law, a violation of those provisions is generally a misdemeanor.This bill would extend the length of notice a licensee is required to provide a resident to 30, 60, or 90 days, depending on the length of the resident's residency in the RCFE. The bill would additionally require a licensee of an RCFE to include in a notice of eviction documentation of the licensee's reasonable efforts to create a safe discharge plan, and would require the plan to include a list of the resident's posteviction needs, goals, and preferences, and a list of discharge locations that meet specified criteria, such as being financially practicable for the resident. The bill would require that a copy of the notice be provided to the local long-term care ombudsman. The bill would prohibit an RCFE from refusing entry to a resident or prohibit a resident from residing in the facility until the notice period has elapsed and the eviction process has concluded. The bill would make a violation of these provisions subject to civil and criminal penalties. (Based on 03/24/2025 text)

Location:	02/26/2025 - Senate HUM. S.	**Current Text:**	03/24/2025 - Amended
Introduced:	02/18/2025	**Last Amend:**	03/24/2025

SB 435 **Wahab (D)** **HTML** **PDF**

Residential care facilities for the elderly: emergency backup power source.

Progress bar

Bill information

Status: 03/28/2025 - April 7 set for first hearing canceled at the request of author.

Summary: Existing law provides for the licensure and regulation of residential care facilities for the elderly by the State Department of Social Services. Existing law requires residential care facilities for the elderly to have an emergency and disaster plan and requires the plan to include specified elements, including plans for the facility to be self-reliant for a period of not less than 72 hours immediately following any emergency or disaster, including, but not limited to, a short-term or long-term power failure. A violation of these provisions is punishable as a misdemeanor. This bill, commencing January 1, 2027, would require a residential care facility for the elderly licensed for 16 or more residents to have an alternative source of power, as defined, to protect residents' health and safety for no fewer than 72 hours during any type of power outage. The bill would impose specific compliance requirements based on whether the facility uses a generator as its alternative source of power, or batteries or a combination of batteries in tandem with a renewable electrical generation facility. The bill would require a facility licensed for 16 or more residents to comply with these requirements and include information regarding the alternative source of power within the emergency and disaster plan beginning January 1, 2027. By expanding the scope of an existing crime, the bill would impose a state-mandated local program. This bill contains other related provisions and other existing laws. (Based on 03/24/2025 text)

Location:	02/26/2025 - Senate HUM. S.	**Current Text:**	03/24/2025 - Amended
Introduced:	02/18/2025	**Last Amend:**	03/24/2025

SB 436 **Wahab (D)** **HTML** **PDF**

Unlawful detainer: right to redeem tenancy.

Progress bar

Bill information

Status: 02/26/2025 - Referred to Com. on JUD.

Summary: Current law prescribes summary procedures for actions to obtain possession of real property. Current law authorizes a landlord to serve a notice of termination of tenancy on a tenant who is in default in the payment of rent. The notice must permit the tenant at least 3 days, excluding weekends and judicial holidays, to pay the amount that is in default and due. If the tenant does not pay the amount stated in the 3-day notice to pay rent or quit after its expiration, the landlord may file a complaint for unlawful detainer against the tenant to obtain possession of the premises. In such a summary proceeding, the court has discretion to relieve a tenant against forfeiture of their lease or rental agreement and restore the tenant to their former estate or tenancy. To seek such discretionary relief, the tenant must, among other things, make a showing of hardship and pay the full amount of rent due. This bill would require a court presiding over an unlawful detainer action to restore a residential tenant to their former estate or tenancy if the tenant: (1) pays the full amount of rent in arrears, as specified, or (2) submits documentation of approval for rental assistance funds in an amount that would cover the full amount of rent in arrears. The bill would not require a tenant to make a showing of hardship to obtain this relief. The bill would allow a residential tenant seeking this relief to tender payment or submit required documentation to the landlord, the landlord's designated agent, or the court. If the tenant tenders such payment or submits required documentation before entry of judgment, the bill would require the plaintiff to request dismissal of the action against the tenant

with prejudice. If the plaintiff fails to do so, the bill would require the court to dismiss the action upon receiving evidence that the tenant tendered such payment or submitted the required documentation. If the tenant tenders payment or submits required documentation after entry of judgment, but before restoration of the premises to the landlord, the bill would require the court to relieve the tenant against forfeiture of the lease according to specified procedures, set aside the judgment against all defendants in the action, and restore the tenant to their former estate or tenancy. (Based on 02/18/2025 text)

Location:	02/26/2025 - Senate JUD.	**Current Text:**	02/18/2025 - Introduced
Introduced:	02/18/2025		

SB 457 **Becker (D)** **HTML** **PDF**

Housing element compliance: Housing Accountability Act: housing disapprovals.

Progress bar

Bill information

Status: 03/24/2025 - From committee with author's amendments. Read second time and amended. Re-referred to Com. on HOUSING.

Summary: The Planning and Zoning Law requires each county and each city to adopt a comprehensive, long-term general plan for the physical development of the county or city, and specified land outside its boundaries, that includes, among other specified mandatory elements, a housing element. Existing law, commonly referred to as the housing element law, prescribes requirements for a city's or county's preparation of, and compliance with, its housing element, and requires the Department of Housing and Community Development to review and determine whether the housing element substantially complies with the housing element law, as specified. Existing law within the Planning and Zoning Law, the Housing Accountability Act, among other things, prohibits a local agency from disapproving, or conditioning approval in a manner that renders infeasible, a housing development project for very low, low-, or moderate-income households or an emergency shelter unless the local agency makes written findings, based on a preponderance of the evidence, that one of 6 specified conditions exist. Among these conditions, the act allows a local agency to disapprove a housing development project that is inconsistent with the jurisdiction's zoning ordinances and general plan land use designation as it existed on the date the application was deemed complete, if the jurisdiction has adopted a revised housing element that is in substantial compliance with the housing element law, as specified. The act defines "deemed complete" for purposes of its provisions, until January 1, 2030, to mean that the applicant has submitted a preliminary application, as specified, or if the applicant has not submitted a preliminary application, the submission of a completed application, as specified. This bill, for the purpose of allowing a local agency to disapprove a housing development project that is inconsistent with the jurisdiction's zoning ordinances and general plan land use designation, as described above, would revise the definition of "deemed complete" to mean that the applicant submitted a complete application, as specified. The bill would provide that this definition would apply to an application that as of January 1, 2026 has not (1) received approval from a local agency or (2) incurred substantial liability in good faith reliance upon the local agency approval. Existing law provides that a housing element or amendment is considered substantially compliant with the housing element law when the local agency adopts a housing element or amendment, the department or a court of competent jurisdiction determines the adopted housing element or amendment to be in substantial compliance with the housing element law, and the department's compliance findings have not been superseded by subsequent contrary findings by the department or by a

decision of a court of competent jurisdiction or the court's decision has not been overturned or superseded by a subsequent court decision or by statute, as applicable. This bill would, instead, provide that a housing element or amendment is considered substantially compliant with the housing element law on the date when the governing body of a local agency adopts the housing element or amendment, provided that after the date the housing element or amendment is adopted and without further action by the governing body, the department or a court of competent jurisdiction determines the adopted housing element or amendment to be in substantial compliance with the housing element law, and the department's compliance findings are not superseded by subsequent contrary findings by the department or by a decision of a court of competent jurisdiction or the court's decision is not overturned or superseded by a subsequent court decision or by statute. (Based on 03/24/2025 text)

Location:	02/26/2025 - Senate HOUSING	**Current Text:**	03/24/2025 - Amended
Introduced:	02/19/2025	**Last Amend:**	03/24/2025

SB 462 **Cortese (D)** **HTML** **PDF**

California Farmland Conservancy Program: conservation easements: funding.

Progress bar

Bill information

Status: 03/27/2025 - From committee with author's amendments. Read second time and amended. Re-referred to Com. on N.R. & W.

Summary: Current law establishes the California Farmland Conservancy Program in the Department of Conservation and authorizes the program to offer financial assistance, including grants or contracts, for projects and activities on agricultural lands that support agricultural conservation and sustainable land management. Current law creates the California Farmland Conservancy Program Fund and requires moneys in the fund, upon appropriation by the Legislature in the annual Budget Act, to be used for purposes of the program. Notwithstanding that provision, current law continuously appropriates moneys in the fund from federal grants and gifts and donations to the department for purposes of the program. This bill would require the Controller to transfer $20,000,000 on July 1 of each fiscal year, commencing with the 2025–26 fiscal year, from the General Fund to the California Farmland Conservancy Program Funding Account, which the bill would create within the California Farmland Conservancy Program Fund. (Based on 03/27/2025 text)

Location:	02/26/2025 - Senate N.R. & W.	**Current Text:**	03/27/2025 - Amended
Introduced:	02/19/2025	**Last Amend:**	03/27/2025

SB 468 **Becker (D)** **HTML** **PDF**

High-risk artificial intelligence systems: duty to protect personal information.

Progress bar

Bill information

Status: 03/25/2025 - Set for hearing April 22.

Summary: The California Consumer Privacy Act of 2018 (CCPA) grants a consumer various rights with respect to personal information that is collected or sold by a business. The CCPA defines various terms for these purposes. The California Privacy Rights Act of 2020 (CPRA), approved by the voters as Proposition 24 at the November 3, 2020, statewide general election,

amended, added to, and reenacted the CCPA and establishes the California Privacy Protection Agency (agency) and vests the agency with full administrative power, authority, and jurisdiction to enforce the CCPA. Current law requires, on or before January 1, 2026, and before each time thereafter that a generative artificial intelligence system or service, as defined, or a substantial modification to a generative artificial intelligence system or service, released on or after January 1, 2022, is made available to Californians for use, regardless of whether the terms of that use include compensation, a developer of the system or service to post on the developer's internet website documentation, as specified, regarding the data used to train the generative artificial intelligence system or service. This bill would impose a duty on a covered deployer, defined as a business that deploys a high-risk artificial intelligence system that processes personal information, to protect personal information held by the covered deployer, subject to certain requirements. In this regard, the bill would require a covered deployer whose high-risk artificial intelligence systems process personal information to develop, implement, and maintain a comprehensive information security program, as specified, that contains administrative, technical, and physical safeguards that are appropriate for, among other things, the covered deployer's size, scope, and type of business. (Based on 02/19/2025 text)

Location:	02/26/2025 - Senate JUD.	**Current Text:**	02/19/2025 - Introduced
Introduced:	02/19/2025		

SB 493 **Becker (D)** **HTML** **PDF**

District agricultural associations: secretary-managers: compensation.

Progress bar

Bill information

Status: 03/28/2025 - Set for hearing April 29.

Summary: Current law authorizes consideration of the classification of a California fair seeking an apportionment of state funds when determining compensation for the fair's manager. Current law requires the Department of Food and Agriculture to annually review and maintain a separate and accurate job description for each fair manager, solicit information from each fair board of directors that will accurately describe the fair manager's performance and responsibilities in regard to merit salary increases for its fair manager, and report its findings to fair directors and fair managers. This bill would revise and recast the determination of the compensation for fair managers by, among other things, doing all of the following: (1) recharacterizing those fair managers as secretary-managers of district agricultural associations; (2) transferring the duty to fix the compensation for a secretary-manager, in an amount that is reasonably appropriate, to the Secretary of Food and Agriculture; (3) requiring the secretary to set a single salary range for the compensation of a secretary-manager and, in determining the salary range, on or before January 1, 2027, and every 3 years thereafter, to conduct a salary survey of other federal, state, regional and local positions in similar industries and other relevant labor pools; (4) until the first survey, requiring the compensation for a secretary-manager to remain within certain existing ranges, regardless of fair classification; and (5) after the first survey, prohibiting the maximum salary limit of the salary range for a secretary-manager from exceeding the highest salary for a position comparable to a secretary-manager, as determined by the most recent survey, except for specifically required cost-of-living increases and authorized merit increases and increases for secretary-managers managing multiple districts. (Based on 02/19/2025 text)

Location:	02/26/2025 - Senate AGRI.	**Current Text:**	02/19/2025 - Introduced
Introduced:	02/19/2025		

SB 494 **Cortese (D)** **HTML** **PDF**

Classified school and community college employees: disciplinary hearings: appeals: contracted administrative law judges.

Progress bar

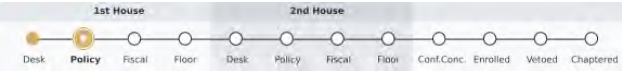

Bill information

Status:	03/26/2025 - From committee: Do pass and re-refer to Com. on ED. (Ayes 4. Noes 1.) (March 26). Re-referred to Com. on ED.
Summary:	Current law subjects a permanent classified employee to disciplinary action only for cause, as prescribed by rule or regulation of the governing board of the school district or community college district. Existing law requires the governing board of a school district or community college district to adopt rules of procedure for disciplinary proceedings that contain a provision for informing the employee by written notice of the specific charges against the employee, a statement of the employee's right to a hearing on those charges, and the time within which the hearing may be requested that shall not be less than 5 days after service of notice to the employee, as provided. This bill would instead require the governing board of a school district or community college district to adopt rules of procedure for disciplinary proceedings authorizing the employee to request a hearing within a minimum of 30 days after service of notice of the specific charges to the employee, as provided. (Based on 02/19/2025 text)
Location:	03/26/2025 - Senate ED.
Current Text:	02/19/2025 - Introduced
Introduced:	02/19/2025

SB 498 **Becker (D)** **HTML** **PDF**

County detention: commissary.

Progress bar

Bill information

Status:	03/28/2025 - Set for hearing April 7.
Summary:	This bill would require that indigent incarcerated persons and indigent wards or detainees be provided basic hygiene products free of charge and require that those individuals have guaranteed access to hygiene products, upon their request. The bill would prohibit an indigent incarcerated person or an indigent ward or detainee from being denied access to hygiene products as a disciplinary measure. The bill would prohibit debt from being accrued as a result of the provision of hygiene products to indigent inmates and indigent wards or detainees and would require any debt accrued for the provision of hygiene products prior to January 1, 2026, to be discharged. By expanding the duties of local sheriffs and probation officers, this bill would impose a state-mandated local program. (Based on 02/19/2025 text)
Location:	03/25/2025 - Senate APPR.
Current Text:	02/19/2025 - Introduced
Introduced:	02/19/2025

SB 522 **Wahab (D)** **HTML** **PDF**

Housing: tenant protections.

Progress bar

Bill information

Status:	03/28/2025 - From committee with author's amendments. Read second time and amended. Re-referred to Com. on JUD.		
Summary:	The Tenant Protection Act of 2019 prohibits, until January 1, 2030, an owner of residential real property from terminating the tenancy of certain tenants without just cause, either at-fault or no-fault of the tenant. The act exempts certain types of residential real properties from that prohibition, including, among others, housing that has been issued a certificate of occupancy within the previous 15 years. This bill would exclude housing built to replace a previous housing unit that was subject to the Tenant Protection Act of 2019, was substantially damaged or destroyed by a disaster, as defined, and was issued a certificate of occupancy before that housing unit was substantially damaged or destroyed, from the above-described exemption from the just cause requirements and rental increase limits. (Based on 03/28/2025 text)		
Location:	03/19/2025 - Senate JUD.	**Current Text:**	03/28/2025 - Amended
Introduced:	02/19/2025	**Last Amend:**	03/28/2025

SB 540 Becker (D) HTML PDF

Independent System Operator: independent regional organization.

Progress bar

Bill information

Status:	03/24/2025 - From committee with author's amendments. Read second time and amended. Re-referred to Com. on E., U & C.		
Summary:	Existing law provides for the establishment of an Independent System Operator (ISO) as a nonprofit public benefit corporation and requires the ISO to ensure efficient use and reliable operation of the electrical transmission grid consistent with achieving planning and operating reserve criteria no less stringent than those established by the Western Electricity Coordinating Council and the North American Electric Reliability Council. Existing law, the Clean Energy and Pollution Reduction Act of 2015, provides for the transformation of the ISO into a regional organization, with the approval of the Legislature, pursuant to a specified process. That process provides that modifications to the ISO's governance structure, through changes to its bylaws or other corporate governance documents, will not become effective until the ISO, the Public Utilities Commission, the State Energy Resources Conservation and Development Commission, the State Air Resources Board (state board), the Governor, and the Legislature take specified actions on or before January 1, 2019. This bill would delete the above-described provisions providing for the transformation of the ISO into a regional organization. The bill would authorize the ISO and the electrical corporations that are participating transmission owners whose transmission systems are operated by the ISO, in lieu of the ISO managing related energy markets, as provided, to use voluntary energy markets governed by an independent regional organization, provided that specified requirements are satisfied. (Based on 03/24/2025 text)		
Location:	03/05/2025 - Senate E. U., & C.	**Current Text:**	03/24/2025 - Amended
Introduced:	02/20/2025	**Last Amend:**	03/24/2025

SB 541 Becker (D) HTML PDF

Electricity: load shifting: dynamic pricing.

Progress bar

Bill information

Status:	03/24/2025 - From committee with author's amendments. Read second time and amended. Re-referred to Com. on RLS.		
Summary:	Existing law requires the State Energy Resources Conservation and Development Commission (Energy Commission), in consultation with the specified entities, to adopt a biennial integrated energy policy report containing certain information in a specified format. Existing law requires the Energy Commission, in consultation with the Public Utilities Commission (PUC) and the Independent System Operator, to adopt a goal for load shifting to reduce net peak electrical demand and adjust this target in each biennial integrated energy policy report thereafter. This bill would require the Energy Commission, as part of each integrated energy policy report, to allocate the incremental load shifting needed to reach the above-described load-shifting goal, including biennial adjustments to the goal, to each retail supplier, as defined, based on the relative share of statewide load of each retail supplier, as specified. The bill would require the Energy Commission to establish rules for evaluating the effectiveness of the various load-shifting strategies for the purpose of determining how much credit a retail supplier should get for each type of load flexibility effort it undertakes, as specified. This bill contains other related provisions and other existing laws. (Based on 03/24/2025 text)		
Location:	02/20/2025 - Senate RLS.	**Current Text:**	03/24/2025 - Amended
Introduced:	02/20/2025	**Last Amend:**	03/24/2025

SB 545 **Cortese (D)** **HTML** **PDF**

High-speed rail: economic opportunities.

Progress bar

Bill information

Status:	03/25/2025 - Set for hearing April 8.		
Summary:	Would require the Office of Land Use and Climate Innovation, on or before July 1, 2026, to commission a study on economic opportunities along the high-speed rail alignment, as provided. The bill would require an infrastructure district established in support of the high-speed rail project to include local improvements among the eligible projects to be funded by district revenues. The bill would require any revenues collected beyond the establishment of an infrastructure district to be committed to the ongoing maintenance and operation of the high-speed rail system. (Based on 02/20/2025 text)		
Location:	03/05/2025 - Senate TRANS.	**Current Text:**	02/20/2025 - Introduced
Introduced:	02/20/2025		

SB 550 **Cortese (D)** **HTML** **PDF**

California State University, San Jose: law school.

Progress bar

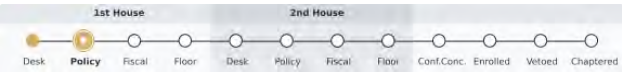

Bill information

Status:	03/27/2025 - Withdrawn from committee. Re-referred to Com. on RLS.

Summary: Would authorize a state-accredited law school that has operated continuously as an independent nonprofit institution to be incorporated into California State University, San Jose as a constituent academic unit if the law school maintains its accreditation and the governing boards of both institutions approve a merger agreement. The bill would require the law school, upon incorporation into California State University, San Jose, to operate under the university's policies and governance structure. The bill would require the California State University, San Jose to work with the Chancellor of the California State University to coordinate with the appropriate regulatory bodies to ensure compliance with all legal and accreditation requirements applicable to the law school. This bill would make legislative findings and declarations as to the necessity of a special statute for the California State University, San Jose. (Based on 03/26/2025 text)

Location:	03/27/2025 - Senate RLS.	**Current Text:**	03/26/2025 - Amended
Introduced:	02/20/2025	**Last Amend:**	03/26/2025

SB 551 **Cortese (D)** **HTML** **PDF**

Corrections and rehabilitation: state policy.

Progress bar

Bill information

Status: 03/24/2025 - From committee with author's amendments. Read second time and amended. Re-referred to Com. on RLS.

Summary: Under existing law, the Legislature finds and declares that the purpose of sentencing is public safety achieved through punishment, rehabilitation, and restorative justice, and that programs should be available for incarcerated persons, including educational, rehabilitative, and restorative justice programs that are designed to promote behavioral change and to prepare all incarcerated persons for successful reentry into the community. Existing law directs the Department of Corrections and Rehabilitation to maintain a mission statement consistent with these principles. This bill would make legislative findings and declarations relating to corrections and rehabilitation, including, among others, that the Legislature recognizes that life in prison can never be the same as life in a free society, and that active steps should be taken to make conditions in prison as close to normal life as possible, aside from loss of liberty, to ensure that this normalization does not lead to inhumane prison conditions. The bill would direct the department to maintain a mission statement consistent with the principles of normalization and dynamic security. This bill contains other related provisions and other existing laws. (Based on 03/24/2025 text)

Location:	02/20/2025 - Senate RLS.	**Current Text:**	03/24/2025 - Amended
Introduced:	02/20/2025	**Last Amend:**	03/24/2025

SB 552 **Cortese (D)** **HTML** **PDF**

Juveniles: wards: case plans.

Progress bar

Bill information

Status: 03/18/2025 - Set for hearing April 1.

Summary: Under existing law, a minor who is 12 to 17 years of age when they violate any criminal law in this state, except an ordinance establishing a curfew based solely on age, or a minor under 12

years of age if they commit certain serious offenses, is within the jurisdiction of the juvenile court, which may adjudge the person a ward of the court. Existing law requires, after finding that the minor is within the jurisdiction of the juvenile court, the court to hear evidence on the question of the proper disposition to be made of the minor and requires the court to receive in evidence a social study of the minor made by the probation officer. Existing law requires, when the probation officer recommends the minor to be placed in foster care, or if the minor is already in foster care placement or pending placement pursuant to an earlier order, the social study to include a case plan with specified components. This bill would also require a case plan, with specified components, to be developed and included in the social study in cases in which the probation officer recommends wardship and either does not recommend removal of the minor from their parent or guardian, or recommends commitment of the minor to a juvenile home, ranch, camp, forestry camp, or juvenile hall. The bill would also require the court to order a minor to comply with any case plan that is developed and to review the ward's progress toward meeting the goals in a case plan at a hearing no less than once every 6 months. By increasing the duties of county probation officers, this bill would impose a state-mandated local program. This bill contains other related provisions and other existing laws. (Based on 02/20/2025 text)

Location:	03/05/2025 - Senate PUB. S.	**Current Text:**	02/20/2025 - Introduced
Introduced:	02/20/2025		

SB 553 **Cortese (D)** **HTML** **PDF**

Prisons: clearances.

Progress bar

Bill information

Status: 03/18/2025 - Set for hearing April 1.

Summary: Existing law requires the Department of Corrections and Rehabilitation to conduct rehabilitative programming in a manner that meets specified requirements, including minimizing program wait times and offering a variety of program opportunities to inmates regardless of security level or sentence length. Existing law establishes various clearance levels for program providers in state prisons, including short-term clearance, annual program provider clearance, and statewide program provider clearance, as defined. Existing law establishes a procedure for a program provider to receive one of these clearances and an identification card to gain entry into the state prison and requires the department to provide state prisons with forms for program providers to obtain the clearances. This bill would require the department to create standardized clearance forms for legal professionals to apply for annual clearance to gain approval to provide legal services at all institutions, as specified. The bill would also require the department to, upon request, give a short-term clearance without the requirement to apply for a long-term clearance to specified individuals, including, among others, the Governor and all cabinet members, members of the Legislature and their staff, and current judges of the state. (Based on 02/20/2025 text)

Location:	03/05/2025 - Senate PUB. S.	**Current Text:**	02/20/2025 - Introduced
Introduced:	02/20/2025		

SB 597 **Cortese (D)** **HTML** **PDF**

Labor-related liabilities: direct contractor and subcontractor.

Progress bar

Bill information

Status:	03/28/2025 - From committee with author's amendments. Read second time and amended. Re-referred to Com. on L., P.E. & R.		
Summary:	Current law requires, for contracts entered into on or after January 1, 2022, a direct contractor making or taking a contract in the state for the erection, construction, alteration, or repair of a building, structure, or other private work, to assume, and be liable for, any debt owed to a wage claimant or third party on the wage claimant's behalf, incurred by a subcontractor at any tier acting under, by, or for the direct contractor for the wage claimant's performance of labor included in the subject of the contract between the direct contractor and the owner. Current law defines "direct contractor" for this purpose to mean a contractor that has a direct contractual relationship with an owner. This bill would apply the above-described provision to contracts entered into on or after January 1, 2022, and before January 1, 2026. The bill would instead require, for contracts entered into on or after January 1, 2026, a direct contractor making or taking a contract in the state for the erection, construction, alteration, or repair of a building, structure, or other private work, to assume, and be liable for, indebtedness for the performance of labor, as specified. (Based on 03/28/2025 text)		
Location:	03/05/2025 - Senate L., P.E. & R.	**Current Text:**	03/28/2025 - Amended
Introduced:	02/20/2025	**Last Amend:**	03/28/2025

SB 600 **Cortese (D)** **HTML** **PDF**

Public Employment Relations Board: powers and duties.

Progress bar

Bill information

Status:	03/26/2025 - Set for hearing April 9.		
Summary:	Existing law gives public school employees the right to form, join, and participate in the activities of employee organizations of their own choosing for the purpose of representation on all matters of employer-employee relations. Existing law establishes the Public Employment Relations Board and gives the board specified powers and duties relating to employer-employee relations. Existing law authorizes the board to conduct studies relating to employer-employee relations, including the collection, analysis, and making available of data relating to wages, benefits, and employment practices in public and private employment, and to recommend legislation. This bill would specifically authorize the board to conduct employer-employee relations studies concerning the impact on public employees of net-zero carbon emissions initiatives, including collecting, analyzing, and making available related data. (Based on 02/20/2025 text)		
Location:	03/05/2025 - Senate L., P.E. & R.	**Current Text:**	02/20/2025 - Introduced
Introduced:	02/20/2025		

SB 602 **Cortese (D)** **HTML** **PDF**

Veterinarians: veterinarian-client-patient-relationship.

Progress bar

Bill information

Status: 03/18/2025 - Set for hearing April 21.

Summary: Current law authorizes a veterinarian to allow a registered veterinary technician to act as an agent of the veterinarian for the purpose of establishing the veterinarian-client-patient relationship to administer preventive or prophylactic vaccines or medications for the control or eradication of apparent or anticipated internal or external parasites by satisfying specified conditions, including, among other things, imposing different requirements relating to the proximity of the veterinarian depending upon where the registered veterinarian technician is administering the vaccine or medication. Specifically, existing law requires either that the veterinarian is physically present at the premises when the registered veterinary technician is working at a registered veterinary premises, or, if working at a location other than a registered veterinary premises, that the veterinarian is in the general vicinity or available by telephone and is quickly and easily available. This bill would revise the above-described condition to authorize a registered veterinary technician to administer the vaccine or medication in a registered veterinary premises that is a public animal control agency or shelter, private animal shelter, humane society shelter, or society for the prevention of cruelty to animals shelter when the veterinarian is in the general vicinity or available by telephone and is quickly and easily available. (Based on 02/20/2025 text)

Location:	03/05/2025 - Senate B., P. & E.D.	**Current Text:**	02/20/2025 - Introduced
Introduced:	02/20/2025		

SB 605 **Cortese (D)** **HTML** **PDF**

State attorneys and administrative law judges: compensation.

Progress bar

Bill information

Status: 03/28/2025 - Set for hearing April 7.

Summary: Existing law requires the Department of Human Resources to establish and adjust salary ranges for each class of position in the state civil service. This bill would require that the salaries of state attorneys and administrative law judges in State Bargaining Unit 2 be no less than the average salaries of public sector attorneys, as specified. The bill would require the Department of Human Resources to annually conduct a survey of salary structures by March 1 of each year, as specified, and determine the average salary of public sector attorneys for each attorney classification, including the minimum salaries for entry-level attorneys, intermediate classifications, and the most senior nonmanagerial attorneys, noninclusive of negotiated differentials. The bill would require that state administrative law judges have salaries not less than the maximum salary of state attorneys classified at a specified level. The bill would require the department to make a good faith offer of parity in salary with respect to public sector agency attorneys' and administrative law judges' salaries in any negotiations with the exclusive bargaining representative. The bill would provide that no state attorney or administrative law judge classification shall be reduced in salary as a result of these provisions. This bill contains other related provisions. (Based on 02/20/2025 text)

Location:	03/26/2025 - Senate APPR.	**Current Text:**	02/20/2025 - Introduced
Introduced:	02/20/2025		

SB 606 **Becker (D)** **HTML** **PDF**

Homeless Housing, Assistance, and Prevention program: reporting requirements: functional zero unsheltered.

Progress bar

Bill information

Status:	03/28/2025 - Withdrawn from committee. Re-referred to Com. on RLS.		
Summary:	Current law establishes the Homeless Housing, Assistance, and Prevention (HHAP) program for the purpose of providing jurisdictions with grant funds to support regional coordination and expand or develop local capacity to address their immediate homelessness challenges, as specified. Current law provides for the allocation of funding under the program among continuums of care, cities, counties, and tribes in 6 rounds, with rounds 1 to 5, inclusive, administered by the Interagency Council on Homelessness and round 6 administered by the Department of Housing and Community Development, as provided. Current law requires a program applicant to provide specified information through data collection, reporting, performance monitoring, and accountability framework, as established by the council. This bill would enact the Functional Zero Unsheltered Act, which, beginning with round 6 of the HHAP program, would require an applicant to provide information relating to its efforts to address homelessness in its jurisdiction, including an assessment of what would be required for the applicant to achieve functional zero unsheltered, which the bill would define as sufficient housing options of all types to accommodate a jurisdiction's unsheltered, chronically homeless population based on its most recent homeless point-in-time count, and information regarding the applicant's implementation of local homeless housing incentives, as provided. The bill would require, as part of the assessment of progress toward functional zero unsheltered, applicants to include a financial model assessing the needs for investment in prescribed areas and further analysis of, among other things, funding programs that provide housing or services to persons experiencing homelessness. (Based on 03/27/2025 text)		
Location:	03/28/2025 - Senate RLS.	**Current Text:**	03/27/2025 - Amended
Introduced:	02/20/2025	**Last Amend:**	03/27/2025

SB 625 **Wahab (D)** **HTML** **PDF**

Housing developments: disasters: reconstruction of destroyed or damaged structures.

Progress bar

Bill information

Status:	03/26/2025 - From committee with author's amendments. Read second time and amended. Re-referred to Com. on RLS.
Summary:	The Davis-Stirling Common Interest Development Act governs the management and operation of common interest developments. Current law makes any covenant, restriction, or condition contained in any deed, contract, security instrument, or other instrument affecting the transfer or sale of any interest in a planned development, and any provision of a governing document, that either effectively prohibits or unreasonably restricts the construction or use of an accessory dwelling unit or junior accessory dwelling unit on a lot zoned for single-family residential use, as specified, void and unenforceable. If the governing documents require association approval before a member may make a physical change to the member's separate interest or to the common area, current law requires an association to satisfy specified requirements, including to provide a fair, reasonable, and expeditious procedure for making its decision in reviewing and approving or disapproving a proposed physical change, as described above. This bill would make any covenant, restriction, or condition contained in any deed, contract, security instrument, or other instrument, and any provision of a governing document,

void and unenforceable to the extent that it prohibits, or includes conditions that have the effect of prohibiting, a substantially similar reconstruction of a residential structure, as specified, that is damaged or destroyed during a declared disaster or state of emergency, as defined. The bill would require a court to award reasonable attorney's fees to the proponent of a housing development proposal who prevails in an action to enforce the above-described provisions. This bill would require any covenant, restriction, or condition contained in any deed, contract, security instrument, or other instrument, and any provision of a governing document that subjects a modification to a separate interest, including a housing development proposal, to review by a body, as defined, to be processed and approved, as specified. The bill would require the body to, among other things, determine whether an application is complete or incomplete and to provide written notice of this determination to the applicant no later than 15 business days after the body receives the application. (Based on 03/26/2025 text)

Location:	02/20/2025 - Senate RLS.	**Current Text:**	03/26/2025 - Amended
Introduced:	02/20/2025 (Spot bill)	**Last Amend:**	03/26/2025

SB 653 **Cortese (D)** **HTML** **PDF**

Wildfire prevention: environmentally sensitive vegetation management.

Progress bar

Bill information

Status: 03/24/2025 - From committee with author's amendments. Read second time and amended. Re-referred to Com. on RLS.

Summary: The Safe Drinking Water, Wildfire Prevention, Drought Preparedness, and Clean Air Bond Act of 2024 (act), approved by the voters as Proposition 4 at the November 5, 2024, statewide general election, authorized the issuance of bonds in the amount of $10,000,000,000 pursuant to the State General Obligation Bond Law to finance projects for safe drinking water, drought, flood, and water resilience, wildfire and forest resilience, coastal resilience, extreme heat mitigation, biodiversity and nature-based climate solutions, climate-smart, sustainable, and resilient farms, ranches, and working lands, park creation and outdoor access, and clean air programs. Of these funds, the act made $200,000,000 available to the Natural Resources Agency and the Department of Parks and Recreation for forest health and watershed improvement projects in forests and other habitats, as specified, that involve the restoration of natural ecosystem functions in very high, high, and moderate fire hazard areas and may include, among other things, environmentally sensitive vegetation management.This bill would define an environmentally sensitive vegetation management project, for these purposes, to mean vegetation management that reduces catastrophic wildfire risk over the long term while supporting native wildlife and biodiversity. The bill would require relevant state agencies, when funding an environmentally sensitive vegetation management project, to prioritize projects that use specified practices, including, among other things, practices that follow the principles of integrated pest management, as defined. (Based on 03/24/2025 text)

Location:	02/20/2025 - Senate RLS.	**Current Text:**	03/24/2025 - Amended
Introduced:	02/20/2025 (Spot bill)	**Last Amend:**	03/24/2025

SB 681 **Wahab (D)** **HTML** **PDF**

Planning and zoning: annual progress report: density bonus ordinances.

Progress bar

Bill information

Status:	03/18/2025 - Set for hearing April 22.		
Summary:	Existing law, known as the Density Bonus Law, requires a city, county, or city and county to provide a developer that proposes a housing development within the jurisdictional boundaries of that city, county, or city and county with a density bonus and other incentives or concessions for the production of lower income housing units, if the developer agrees to construct a specified percentage of units for very low income, low-income, or moderate-income households or qualifying residents and meets other requirements. Existing law requires a city, county, or city and county to adopt an ordinance that specifies how compliance with the Density Bonus Law will be implemented. This bill would require a city or county that has a local density bonus ordinance to submit as part of their annual report a copy of the text of that ordinance. By increasing the scope of data required to be reported in the annual report, the bill would impose a state-mandated local program. The bill would also make a nonsubstantive change to update a reference to the Office of Land Use and Climate Innovation in these provisions. This bill contains other related provisions and other existing laws. (Based on 02/21/2025 text)		
Location:	03/05/2025 - Senate HOUSING	**Current Text:**	02/21/2025 - Introduced
Introduced:	02/21/2025		

SB 683 **Cortese (D)** **HTML** **PDF**

Privacy: use of a person's name, voice, signature, photograph, or likeness: injunctive relief.

Progress bar

Bill information

Status:	03/25/2025 - From committee with author's amendments. Read second time and amended. Re-referred to Com. on RLS.		
Summary:	Current law makes any person who knowingly uses another's name, voice, signature, photograph, or likeness in products, merchandise, or goods, or for purposes of advertising or selling, or soliciting purchases of, products, merchandise, goods, or services, without that person's prior consent liable for damages, as specified. This bill would provide that a party seeking relief pursuant to those provisions may also seek an injunction or temporary restraining order according to specified procedures. The bill would require the respondent to comply with the order within 2 business days from the day the order is served, unless the order requires faster compliance, if the court grants the applicant a temporary restraining order without notice to the opposing party. (Based on 03/25/2025 text)		
Location:	02/21/2025 - Senate RLS.	**Current Text:**	03/25/2025 - Amended
Introduced:	02/21/2025	**Last Amend:**	03/25/2025

SB 685 **Cortese (D)** **HTML** **PDF**

California State University: financial aid for homeless students: pilot program.

Progress bar

Bill information

Status:	03/26/2025 - From committee with author's amendments. Read second time and amended. Re-referred to Com. on ED. Set for hearing April 9.		
Summary:	Current law establishes the Student Aid Commission as the primary state agency for the administration of state-authorized student financial aid programs available to students attending all segments of postsecondary education. This bill, subject to an appropriation by the Legislature, would establish the Financial Assistance for Students Experiencing Homelessness Pilot Program, administered by each participating campus, to provide financial assistance at 3 California State University campuses to California residents who (1) have been accepted for enrollment at one of those campuses, (2) were homeless at any time during high school, and (3) will be between 17 and 26 years of age, inclusive, upon receipt of assistance. (Based on 03/26/2025 text)		
Location:	03/05/2025 - Senate ED.	**Current Text:**	03/26/2025 - Amended
Introduced:	02/21/2025	**Last Amend:**	03/26/2025

SB 689 **Becker (D)** **HTML** **PDF**

California Voting Rights Act of 2001.

Progress bar

Bill information

Status:	03/25/2025 - From committee with author's amendments. Read second time and amended. Re-referred to Com. on RLS.		
Summary:	The California Voting Rights Act of 2001 (CVRA) prohibits a political subdivision from imposing or applying an at-large method of election for members of the political subdivision's governing body in a manner that impairs the ability of a protected class to elect candidates of its choice or its ability to influence the outcome of an election, as specified. Current law requires courts to implement appropriate remedies, including the imposition of district-based elections, for violations of the CVRA. Current law defines "at-large method of election" for these purposes. This bill would create an exception for cities with a population of 50,000 people or less, whereby a method of electing members to the governing body of the city in which no more than 20% of the members are elected at large and the remaining members are elected by district would constitute a district-based election for purposes of the CVRA. (Based on 03/25/2025 text)		
Location:	02/21/2025 - Senate RLS.	**Current Text:**	03/25/2025 - Amended
Introduced:	02/21/2025	**Last Amend:**	03/25/2025

SB 693 **Cortese (D)** **HTML** **PDF**

Employees: meal periods.

Progress bar

Bill information

Status:	03/05/2025 - Referred to Com. on L., P.E. & R.
Summary:	Current law generally prohibits an employer from employing an employee for a work period of more than 5 hours per day without providing the employee with a meal period of not less than 30 minutes. Current law creates exceptions from this prohibition for employees in specified occupations, including employees of an electrical corporation, a gas corporation, or a local

publicly owned electric utility covered by a valid collective bargaining agreement meeting certain conditions. Current law charges the Labor Commissioner with enforcement of these provisions. This bill would also create an exception from the above-described prohibition for employees of a water corporation, as defined. (Based on 02/21/2025 text)

Location:	03/05/2025 - Senate L., P.E. & R.	**Current Text:**	02/21/2025 - Introduced
Introduced:	02/21/2025		

SB 695 **Cortese (D)** **HTML** **PDF**

Transportation: climate resiliency: projects of statewide and regional significance.

Progress bar

Bill information

Status: 03/26/2025 - From committee with author's amendments. Read second time and amended. Re-referred to Com. on RLS.

Summary: Current law establishes the State Transportation Infrastructure Climate Adaptation Program, administered by the Department of Transportation, for purposes of planning, developing, and implementing projects adapting state transportation infrastructure to climate change. Current law requires the department, in consultation with, among others, the Transportation Agency and the California Transportation Commission, to develop a program of its top priority climate adaptation projects and to submit projects in this program to the commission for adoption. Current law requires the department, in developing the program of projects, to consider specified criteria, including, but not limited to, the benefits of the project to preserving or enhancing regional or statewide mobility, economy, goods movement, and safety, and other benefits associated with protecting the asset. This bill would require the department, in consultation with the commission and the agency, and on or before July 1, 2026, and annually thereafter, to create a prioritized list of projects of statewide and regional significance, as defined, to better prepare the state for extreme weather-related events, with priority based on specified criteria. (Based on 03/26/2025 text)

Location:	02/21/2025 - Senate RLS.	**Current Text:**	03/26/2025 - Amended
Introduced:	02/21/2025 (Spot bill)	**Last Amend:**	03/26/2025

SB 701 **Wahab (D)** **HTML** **PDF**

Signal jammers.

Progress bar

Bill information

Status: 03/27/2025 - Set for hearing April 8.

Summary: Federal law prohibits a person from willfully or maliciously interfering with or causing interference to radio communications. Federal law prohibits a person from manufacturing, importing, selling, offering for sale, or shipping a device that interferes with radio communications. Federal law makes a violation of these prohibitions punishable by a fine of not more than $10,000 or by imprisonment for a term not exceeding one year, or both the fine and imprisonment.This bill would make it an infraction to manufacture, import, market, purchase, sell, or operate a signal jammer, as defined, unless authorized to do so by the Federal Communications Commission, punishable by forfeiture of the signal jamming device and a fine of up to $5,000. The bill would make it a crime to operate a signal jammer in

conjunction with the commission of a crime, punishable by a fine of up to $5,000 or by imprisonment as a misdemeanor or a felony or both the fine and imprisonment. The bill would make it a felony to willfully or maliciously use a signal jammer to block public safety communications, punishable by imprisonment in the state prison for 2, 4, or 6 years. By creating new crimes, this bill would impose a state-mandated local program. (Based on 03/24/2025 text)

Location:	03/12/2025 - Senate PUB. S.	**Current Text:**	03/24/2025 - Amended
Introduced:	02/21/2025	**Last Amend:**	03/24/2025

SB 722 **Wahab (D)** **HTML** **PDF**

Transfer of real property: single-family homes, townhomes, and condominiums.

Progress bar

Bill information

Status: 03/26/2025 - From committee with author's amendments. Read second time and amended. Re-referred to Com. on RLS.

Summary: Current law regulates the transfer of property. Current law generally permits any kind of property to be transferred, subject to specified exceptions. This bill would require a developer, beginning on January 1, 2026, and until January 1, 2031, to only sell a newly constructed single-family home, townhome, or condominium that is issued a certificate of occupancy on or after January 1, 2026, to a natural person, and would prohibit a business entity, as defined, from purchasing those properties during that time period. The bill would also prohibit, beginning on January 1, 2026, and until January 1, 2031, a natural person from transferring more than 4 single-family homes, townhomes, or condominiums to a business entity of which the natural person is a beneficial owner, as defined. If a natural person or nonprofit corporation sells or otherwise transfers a single-family home, townhome, or condominium to a business entity, the bill would require the business entity to disclose the names of all the beneficial owners of the business entity in the real property transfer documents. (Based on 03/26/2025 text)

Location:	02/21/2025 - Senate RLS.	**Current Text:**	03/26/2025 - Amended
Introduced:	02/21/2025	**Last Amend:**	03/26/2025

SB 743 **Cortese (D)** **HTML** **PDF**

Education finance: Education Equalization Act: Equalization Reserve Account.

Progress bar

Bill information

Status: 03/26/2025 - From committee with author's amendments. Read second time and amended. Re-referred to Com. on RLS.

Summary: The Classroom Instructional Improvement and Accountability Act, an initiative approved by the voters as Proposition 98 at the November 8, 1988, statewide general election, amended the California Constitution to, among other things, set forth a formula for computing the minimum amount of revenues that the state is required to appropriate for the support of school districts and community college districts in any given fiscal year. The California Constitution requires the Legislature to apportion to school districts from the State School Fund in each fiscal year basic state aid of at least $120 per pupil in average daily attendance, except that the total

amount apportioned to each school district in each fiscal year must be at least $2,400. The California Constitution creates the Public School System Stabilization Account in the General Fund and requires the Controller to transfer, pursuant to a schedule provided by the Director of Finance, a specified amount from the General Fund to the account in each fiscal year, except as provided. The California Constitution generally prohibits the total annual appropriations subject to limitation of the state and each local government from exceeding the appropriations limit of the entity of government for the prior fiscal year, adjusted for the change in the cost of living and the change in population. The California Constitution defines “appropriations subject to limitation” for these purposes. This bill would establish the Equalization Reserve Account in the General Fund. The bill would require funds in the account to be available, upon appropriation by the Legislature, to increase per-pupil funding in non-basic aid school districts, as defined, in a manner prescribed by the Legislature. (Based on 03/26/2025 text)

Location:	02/21/2025 - Senate RLS.	**Current Text:**	03/26/2025 - Amended
Introduced:	02/21/2025 (Spot bill)	**Last Amend:**	03/26/2025

SB 750 **Cortese (D)** **HTML** **PDF**

California Residential Mortgage Insurance Act.

Progress bar

Bill information

Status: 03/12/2025 - Referred to Coms. on HOUSING and JUD.

Summary: Existing law, the California Health Facility Construction Loan Insurance Law, establishes an insurance program for health facility construction, improvement, and expansion loans in order to stimulate the flow of private capital into health facilities construction, improvement, and expansion and in order to rationally meet the need for new, expanded, and modernized public and nonprofit health facilities necessary to protect the health of all the people of this state. This bill contains other existing laws. (Based on 02/21/2025 text)

Location:	03/12/2025 - Senate HOUSING	**Current Text:**	02/21/2025 - Introduced
Introduced:	02/21/2025		

SB 751 **Becker (D)** **HTML** **PDF**

Veterans and First Responders Research Pilot Program.

Progress bar

Bill information

Status: 03/12/2025 - Referred to Coms. on HEALTH and ED.

Summary: Existing law makes it a crime to possess, cultivate, and administer specified controlled substances, including psilocybin and psilocyn. Existing law makes it a crime for a person to rent, lease, or make available for use any building or room for the purpose of storing or distributing any controlled substance. This bill would, until January 1, 2031, require the California Health and Human Services Agency to oversee a Veterans and First Responders Research Pilot Program to allow for the research and development of psilocybin services for target populations, as defined, in up to 5 counties. The bill would authorize the agency to operate in partnerships with the University of California system. The bill would request the University of California to oversee each local pilot program as a university partner responsible for protocol design, institutional review board approvals, training of psilocybin facilitators, data

collection, and reporting. The bill would require each local pilot program to partner with local mental health clinics, hospice programs, veterans facilities, or other community-based providers that provide services and care to the target population. This bill contains other related provisions. (Based on 02/21/2025 text)

Location:	03/12/2025 - Senate HEALTH	**Current Text:**	02/21/2025 - Introduced
Introduced:	02/21/2025		

SB 753 **Cortese (D)** **HTML** **PDF**

Special business regulations: shopping carts.

Progress bar

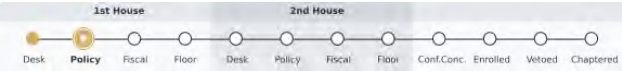

Bill information

Status:	03/24/2025 - From committee with author's amendments. Read second time and amended. Re-referred to Com. on RLS.		
Summary:	Existing law authorizes a city, county, or city and county to impound a shopping cart that has a specified permanently affixed sign if certain conditions are satisfied, including that the city, county, or city and county provides 3-day advance actual notice of the shopping cart's discovery and location to the owner of the shopping cart or their agent, except as specified. This bill would authorize a city, county, or city and county, to retrieve and return a shopping cart to the parking area or premises of the owner or retailer identified on the affixed sign, as specified, and to recover its actual costs for the retrieval and return. The bill would also require actual notice for purposes of these provisions to include proof that the notice was delivered to the owner or their agent, as specified, and require the city, county, or city and county to maintain a record of that proof of delivery. This bill contains other existing laws. (Based on 03/24/2025 text)		
Location:	02/21/2025 - Senate RLS.	**Current Text:**	03/24/2025 - Amended
Introduced:	02/21/2025	**Last Amend:**	03/24/2025

SB 791 **Cortese (D)** **HTML** **PDF**

Vehicle dealers: document processing charge.

Progress bar

Bill information

Status:	03/24/2025 - From committee with author's amendments. Read second time and amended. Re-referred to Com. on RLS.		
Summary:	Existing law authorizes a dealer to charge the purchaser or lessee of a vehicle a document processing charge for the preparation and processing of documents, disclosures, and titling, registration, and information security obligations imposed by state and federal law. Existing law authorizes a dealer that has a contractual agreement with the Department of Motor Vehicles (DMV) to be a private industry partner to set the document processing charge at up to $85, and authorizes all other dealers to set the document processing charge at up to $70.This bill would authorize a dealer to charge a document processing charge that exceeds those amounts if the charge does not exceed 1% of the total price of the vehicle and does not exceed $500. (Based on 03/24/2025 text)		
Location:	02/21/2025 - Senate RLS.	**Current Text:**	03/24/2025 - Amended

Introduced:	02/21/2025	**Last Amend:**	03/24/2025

SB 822 **Becker (D)** **HTML** **PDF**

Unclaimed property: virtual currency.

Progress bar

Bill information

Status:	03/25/2025 - From committee with author's amendments. Read second time and amended. Re-referred to Com. on RLS.		
Summary:	The Unclaimed Property Law (UPL) prescribes the circumstances under which intangible property escheats to the state, including how and when apparent owners must be notified that their property is at risk of escheating and the manner in which escheated property must be delivered to the State Controller. Intangible property is only subject to the UPL if the apparent owner's last known address is within the state or, if that address is unknown, if there is another link to the state, as specified. Current law provides how and when securities that escheat to the state pursuant to the UPL may be sold and how the securities or funds from their sale may be returned to their owner. With regard to all types of property, this bill would specify that an apparent owner's last known address need not be a complete mailing address if the address is sufficient to identify that it is within the state. The bill would clarify that virtual currency is a form of intangible property subject to the UPL. The bill would prescribe requirements for holders of virtual currency to notify apparent owners prior to the currency escheating, which would include a form created by the Controller that may be returned to the holder by the apparent owner to restart the escheatment period, as specified. (Based on 03/25/2025 text)		
Location:	02/21/2025 - Senate RLS.	**Current Text:**	03/25/2025 - Amended
Introduced:	02/21/2025 (Spot bill)	**Last Amend:**	03/25/2025

Public Safety LAP

AB 400 **Pacheco (D)** **HTML** **PDF**

Law enforcement: police canines.

Progress bar

Bill information

Status:	03/11/2025 - Coauthors revised. From committee: Do pass and re-refer to Com. on APPR. (Ayes 8. Noes 0.) (March 11). Re-referred to Com. on APPR.		
Summary:	Current law requires law enforcement agencies to maintain a policy on the use of force, as specified. Current law establishes the Commission on Peace Officer Standards and Training (POST) and charges it with, among other duties, developing uniform, minimum guidelines for adoption and promulgation by law enforcement agencies for use of force. This bill would require, on or before January 1, 2027, every law enforcement agency, as defined, with a canine unit to maintain a policy for the use of canines by the agency that, at a minimum, complies with the most recent standards established by POST. (Based on 02/04/2025 text)		
Location:	03/11/2025 - Assembly APPR.	**Current Text:**	02/04/2025 - Introduced
Introduced:	02/04/2025		

AB 426 **Dixon (R)** **HTML** **PDF**

Local agencies: civil penalty for impeding emergency response with drone.

Progress bar

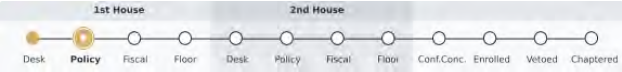

Bill information

Status:	03/17/2025 - Referred to Coms. on E.M and JUD.		
Summary:	Would authorize a local agency to impose a civil penalty not exceeding $75,000 upon a person who operates or uses an unmanned aerial vehicle, remote piloted aircraft, or drone at the scene of an emergency and thereby impedes firefighters, peace officers, medical personnel, military personnel, or other emergency personnel in the performance of their fire suppression, law enforcement, or emergency response duties, unless the person has a federal operational waiver, as specified. (Based on 02/05/2025 text)		
Location:	03/17/2025 - Assembly EMERGENCY MANAGEMENT	**Current Text:**	02/05/2025 - Introduced
Introduced:	02/05/2025		

AB 476 **González, Mark (D)** **HTML** **PDF**

Metal theft.

Progress bar

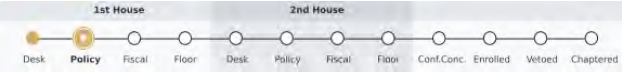

Bill information

Status:	03/28/2025 - Re-referred to Com. on B. & P.		
Summary:	Current law governs the business of buying, selling, and dealing in secondhand and used machinery and all ferrous and nonferrous scrap metals and alloys, also known as “junk.” Current law requires junk dealers and recyclers to keep a written record of all sales and purchases made in the course of their business, including the place and date of each sale or purchase of junk, as defined. Current law requires the written record to include a statement indicating either that the seller of the junk is the owner of it, or the name of the person they obtained the junk from, as shown on a signed transfer document. Current law prohibits a junk dealer or recycler from providing payment for nonferrous materials until the junk dealer or recycler obtains a copy of a valid driver’s license of the seller or other specified identification. Existing law requires a junk dealer or recycler to preserve the written record for at least 2 years. Current law makes a violation of the recordkeeping requirements a misdemeanor. This bill, among other changes, would require junk dealers and recyclers to include additional information in the written record, including the time and amount paid for each sale or purchase of junk made, and the name of the employee handling the transaction. The bill would require the statement referenced above indicating ownership or the name of the person from whom the seller obtained the junk from to be signed and would require the statement to include specified information, including the legal name, date of birth, and place of residence of the seller. (Based on 03/27/2025 text)		
Location:	02/24/2025 - Assembly B.&P.	**Current Text:**	03/27/2025 - Amended
Introduced:	02/10/2025	**Last Amend:**	03/27/2025

AB 1022 **Kalra (D)** **HTML** **PDF**

Authority to remove vehicles.

Progress bar

Bill information

Status: 03/28/2025 - Referred to Com. on TRANS.

Summary: Current law authorizes a peace officer, as defined, or a regularly employed and salaried employee, who is engaged in directing traffic or enforcing parking laws and regulations, of a city, county, or jurisdiction of a state agency in which a vehicle is located, to remove a vehicle located within the territorial limits in which the officer or employee may act, under designated circumstances, including, but not limited to, when a vehicle is found upon a highway or public land, or removed pursuant to the Vehicle Code, and it is known that the vehicle has been issued 5 or more notices of parking violations to which the owner or person in control of the vehicle has not responded within designated time periods, or the registered owner of the vehicle is known to have been issued 5 or more notices for failure to pay or failure to appear in court for traffic violations for which a certificate has not been issued by the magistrate or clerk of the court hearing the case, as specified. Under current law, a vehicle that has been removed and impounded under those circumstances that is not released may be subject to a lien sale to compensate for the costs of towage and for caring for and keeping safe the vehicle. This bill would remove the authority of a peace officer or public employee, as appropriate, to remove a vehicle under the above-described circumstances, and make conforming changes. (Based on 02/20/2025 text)

Location: 03/28/2025 - Assembly TRANS.

Current Text: 02/20/2025 - Introduced

Introduced: 02/20/2025

AB 1178 **Pacheco (D)** **HTML** **PDF**

Peace officers: confidentiality of records.

Progress bar

Bill information

Status: 03/24/2025 - Referred to Com. on PUB. S.

Summary: The California Public Records Act generally requires public records to be open for inspection by the public. Existing law provides numerous exceptions to this requirement. Under current law, the personnel records of peace officers and custodial officers are confidential and not subject to public inspection. Current law provides certain exemptions to this confidentiality, including the reports, investigations, and findings of certain incidents involving the use of force by a peace officer. Current law authorizes an agency to redact the records disclosed for specified purposes including, among others, to remove personal data or information, as specified, and where there is a specific, articulable, and particularized reason to believe that disclosure of the record would pose a significant danger to the physical safety of the peace officer, custodial officer, or another person. This bill would additionally require a law enforcement agency to redact records to remove the rank, name, photo, or likeness of specified people, including, among others, all duly sworn officers working an undercover assignment or who worked in an undercover assignment in the past 24 months, all sworn personnel attached to a federal or state task force, and members of a law enforcement agency who received verified death threats to themselves or their families within the last ten years because of their law enforcement employment. (Based on 02/21/2025 text)

Location:	03/24/2025 - Assembly PUB. S.	**Current Text:**	02/21/2025 - Introduced
Introduced:	02/21/2025		

AB 1388 **Bryan (D)** **HTML** **PDF**

Law enforcement: settlement agreements: prohibition.

Progress bar

Bill information

Status:	03/13/2025 - Referred to Com. on PUB. S.
Summary:	Existing law establishes the Commission on Peace Officer Standards and Training, and requires the commission to, among other things, establish a certification program for peace officers, as defined. Existing law requires the commission to establish procedures for accepting complaints from members of the public regarding peace officers or law enforcement agencies that may be investigated. Existing law establishes, within the commission, the Peace Officer Standards Accountability Division and requires the division, among other things, to bring proceedings seeking the suspension or revocation of certification of a peace officer. This bill would prohibit a law enforcement agency from entering into a settlement agreement with a peace officer who has a pending complaint of misconduct with a term that requires the law enforcement agency to keep the misconduct confidential. (Based on 02/21/2025 text)

Location:	03/13/2025 - Assembly PUB. S.	**Current Text:**	02/21/2025 - Introduced
Introduced:	02/21/2025		

AB 1489 **Bryan (D)** **HTML** **PDF**

Peace officers.

Progress bar

Bill information

Status:	03/13/2025 - Referred to Com. on PUB. S.
Summary:	Existing law defines persons who are peace officers and the entities authorized to appoint them. Existing law prescribes certain minimum standards for a person to be appointed as a peace officer, including moral character and physical and mental condition, and certain disqualifying factors for a person to be employed as a peace officer, including a felony conviction. This bill would require a law enforcement agency that issues a firearm to a peace officer it employs to have a policy prohibiting that officer from carrying the firearm issued by the agency with a blood alcohol concentration greater than 0.00%, whether the officer is on duty or off duty. By imposing new duties on local law enforcement, the bill would impose a state-mandated local program. This bill contains other related provisions and other existing laws. (Based on 02/21/2025 text)

Location:	03/13/2025 - Assembly PUB. S.	**Current Text:**	02/21/2025 - Introduced
Introduced:	02/21/2025		

SB 554 **Jones (R)** **HTML** **PDF**

Law enforcement: immigration enforcement.

Progress bar

Bill information

Status: 03/24/2025 - From committee with author's amendments. Read second time and amended. Re-referred to Com. on PUB. S.

Summary: Existing law, the California Values Act, generally prohibits California law enforcement agencies from investigating, interrogating, detaining, detecting, or arresting persons for immigration enforcement purposes, including providing information regarding a person's release date or responding to requests for notification by providing release dates or other information, as specified. Existing law provides that responses are never required, but are permitted, provided that they do not violate any local law or policy. Existing law provides the above-described prohibition does not prevent a California law enforcement agency from performing certain limited exceptions to this prohibition that do not violate any policy of the law enforcement agency or any local law or policy of the jurisdiction in which the agency is operating. Existing law provides a law enforcement official with discretion to cooperate with immigration authorities only if doing so would not violate any federal, state, or local law, or local policy, and where permitted by the California Values Act. This bill would instead provide that responses relating to a person's release date, as described above, are permitted. The bill would instead require a California law enforcement agency to perform certain limited exceptions to the prohibition, as specified. The bill would prohibit a local agency, as defined, from enacting an ordinance that would impose any additional prohibitions other than those described above on California law enforcement agencies related to immigration enforcement. The bill would deem void an ordinance enacted by a local agency prior to January 1, 2026, that violates the above-described provisions. The bill would instead require a law enforcement official to cooperate with immigration authorities only if doing so would not violate any federal or state law or policy, and where permitted by the California Values Act. By imposing new duties on local agencies, this bill would impose a state-mandated local program. This bill contains other related provisions and other existing laws. (Based on 03/24/2025 text)

Location:	03/19/2025 - Senate PUB. S.	**Current Text:**	03/24/2025 - Amended
Introduced:	02/20/2025	**Last Amend:**	03/24/2025

SB 691 **Wahab (D)** **HTML** **PDF**

Body-worn cameras: policies.

Progress bar

Bill information

Status: 03/27/2025 - Set for hearing April 8.

Summary: Current law requires law enforcement agencies, departments, or entities to consider specified best practices regarding the downloading and storage of body-worn camera data, such as specifically stating the length of time that recorded data is to be stored, when establishing policies and procedures for the implementation and operation of a body-worn camera system, as specified. This bill would require, on or before July 1, 2026, each law enforcement agency that has a body-worn camera policy to update that policy to prohibit personnel who wear body-worn cameras from intentionally recording a person undergoing a medical or psychological evaluation, procedure, or treatment. The bill would require the policy update to include a procedure for personnel who wear body-worn cameras to follow if requested by emergency medical services personnel to stop recording a person undergoing a medical or psychological evaluation, procedure, or treatment. (Based on 02/21/2025 text)

Location:	03/05/2025 - Senate PUB. S.	**Current Text:**	02/21/2025 - Introduced
Introduced:	02/21/2025		

Regional Issues and Collaboration LAP

AB 259 **Rubio, Blanca (D)** **HTML** **PDF**

Open meetings: local agencies: teleconferences.

Progress bar

Bill information

Status:	02/10/2025 - Referred to Com. on L. GOV.		
Summary:	The Ralph M. Brown Act authorizes the legislative body of a local agency to use teleconferencing, as specified, and requires a legislative body of a local agency that elects to use teleconferencing to comply with specified requirements, including that the local agency post agendas at all teleconference locations, identify each teleconference location in the notice and agenda of the meeting or proceeding, and have each teleconference location be accessible to the public. Current law, until January 1, 2026, authorizes the legislative body of a local agency to use alternative teleconferencing if, during the teleconference meeting, at least a quorum of the members of the legislative body participates in person from a singular physical location clearly identified on the agenda that is open to the public and situated within the boundaries of the territory over which the local agency exercises jurisdiction, and the legislative body complies with prescribed requirements. Current law requires a member to satisfy specified requirements to participate in a meeting remotely pursuant to these alternative teleconferencing provisions, including that specified circumstances apply. Current law establishes limits on the number of meetings a member may participate in solely by teleconference from a remote location pursuant to these alternative teleconferencing provisions, including prohibiting such participation for more than 2 meetings per year if the legislative body regularly meets once per month or less. This bill would remove the January 1, 2026, date from those provisions, thereby extending the alternative teleconferencing procedures indefinitely. (Based on 01/16/2025 text)		
Location:	02/10/2025 - Assembly L. GOV.	**Current Text:**	01/16/2025 - Introduced
Introduced:	01/16/2025		

AB 1237 **McKinnor (D)** **HTML** **PDF**

County of Los Angeles: sporting events: ticket charge: public transit.

Progress bar

Bill information

Status:	03/13/2025 - Referred to Coms. on TRANS. and A.,E.,S., & T.
Summary:	Would authorize Los Angeles County Metropolitan Transportation Authority (LA Metro) to impose a charge of up to $5 on the purchaser of a ticket from a ticket vendor to a sporting event in the County of Los Angeles for the 2026 FIFA World Cup or the 2028 Olympic and Paralympic Games, as specified. The bill would require LA Metro to use any revenues collected from that charge to support its transit operations. The bill would require LA Metro, if it

imposes this charge, to allow any person to use its transit services at no charge on the day of a sporting event in the County of Los Angeles for the 2026 FIFA World Cup or the 2028 Olympic and Paralympic Games if the person presents a ticket to that sporting event at the location where LA Metro collects fares for transit services. (Based on 02/21/2025 text)

Location:	03/13/2025 - Assembly TRANS.	**Current Text:**	02/21/2025 - Introduced
Introduced:	02/21/2025		

SB 233 **Seyarto (R)** **HTML** **PDF**

Regional housing need: determination: consultation with councils of governments.

Progress bar

Bill information

Status: 03/28/2025 - Set for hearing April 7.

Summary: The Planning and Zoning Law requires each county and city to adopt a comprehensive, long-term general plan for the physical development of the county or city, which includes, among other mandatory elements, a housing element. Current law requires, for the 4th and subsequent revisions of the housing element, the Department of Housing and Community Development, in consultation with each council of governments, where applicable, to determine the existing and projected need for housing for each region, as prescribed. Current law requires, among other things, the department to meet and consult with the council of governments regarding the assumptions and methodology to be used by the department to determine the region's housing needs at least 26 months prior to the scheduled revision of the housing element and before developing the existing and projected housing need for a region. This bill would require the department to meet and consult with the council of governments, as described above, pursuant to prescribed deadlines. For the 7th revision of the housing element, the bill would require the department to meet and consult with each council of governments at least 38 months prior to the scheduled revision, except for specified councils of governments. (Based on 03/03/2025 text)

Location:	03/18/2025 - Senate APPR.	**Current Text:**	03/03/2025 - Amended
Introduced:	01/28/2025	**Last Amend:**	03/03/2025

SB 239 **Arreguín (D)** **HTML** **PDF**

Open meetings: teleconferencing: subsidiary body.

Progress bar

Bill information

Status: 03/24/2025 - Set for hearing April 2.

Summary: The Ralph M. Brown Act requires, with specified exceptions, that all meetings of a legislative body, as defined, of a local agency be open and public and that all persons be permitted to attend and participate. The act generally requires for teleconferencing that the legislative body of a local agency that elects to use teleconferencing post agendas at all teleconference locations, identify each teleconference location in the notice and agenda of the meeting or proceeding, and have each teleconference location be accessible to the public. Current law also requires that, during the teleconference, at least a quorum of the members of the legislative body participate from locations within the boundaries of the territory over which the local agency exercises jurisdiction, except as specified. Current law, until January 1, 2026,

authorizes specified neighborhood city councils to use alternate teleconferencing provisions related to notice, agenda, and public participation, as prescribed, if, among other requirements, the city council has adopted an authorizing resolution and 2/3 of the neighborhood city council votes to use alternate teleconference provisions, as specified. This bill would authorize a subsidiary body, as defined, to use alternative teleconferencing provisions and would impose requirements for notice, agenda, and public participation, as prescribed. The bill would require the subsidiary body to post the agenda at the primary physical meeting location. The bill would require the members of the subsidiary body to visibly appear on camera during the open portion of a meeting that is publicly accessible via the internet or other online platform, as specified. (Based on 01/30/2025 text)

Location:	02/14/2025 - Senate L. GOV.	**Current Text:**	01/30/2025 - Introduced
Introduced:	01/30/2025		

SB 707 **Durazo (D)** **HTML** **PDF**

Open meetings: meeting and teleconference requirements.

Progress bar

Bill information

Status:	03/24/2025 - Set for hearing April 2.
Summary:	Would, until January 1, 2030, require a city council or a county board of supervisors to comply with additional meeting requirements, including that all open and public meetings include an opportunity for members of the public to attend via a two-way telephonic option or a two-way audiovisual platform, as defined, that a system is in place for requesting and receiving interpretation services for public meetings, as specified, and that good faith efforts are made to encourage residents to participate in public meetings, as specified. By imposing additional meeting requirements on city councils and county boards of supervisors, this bill would impose a state-mandated local program. (Based on 02/21/2025 text)

Location:	03/12/2025 - Senate L. GOV.	**Current Text:**	02/21/2025 - Introduced
Introduced:	02/21/2025		

Sustainability and Environmental Protection LAP

AB 39 **Zbur (D)** **HTML** **PDF**

General plans: Local Electrification Planning Act.

Progress bar

Bill information

Status:	02/26/2025 - Re-referred to Com. on L. GOV.
Summary:	The Planning and Zoning Law requires a city or county to adopt a comprehensive general plan for the city's or county's physical development that includes various elements, including, among others, a land use element that designates the proposed general distribution and general location and extent of the uses of the land in specified categories, and a circulation element that identifies the location and extent of existing and proposed major thoroughfares, transportation routes, terminals, any military airports and ports, and other local public utilities

and facilities, as specified. This bill, the Local Electrification Planning Act, would require a each city, county, or city and county, on or after January 1, 2027, but no later than January 1, 2030, to prepare and adopt a specified plan, or integrate a plan in the next adoption or revision of the general plan, that includes locally based goals, objectives, policies, and feasible implementation measures that include, among other things, the identification of opportunities to expand electric vehicle charging, as specified, and includes policies and implementation measures that address the needs of disadvantaged communities, low-income households, and small businesses for equitable and prioritized investments in zero-emission technologies that directly benefit these groups. For these purposes, the bill would authorize a city, county, or city and county to incorporate by reference into the general plan a previously adopted similar plan that meets the above-described requirements, as specified. (Based on 02/25/2025 text)

Location:	02/03/2025 - Assembly L. GOV.	**Current Text:**	02/25/2025 - Amended
Introduced:	12/02/2024	**Last Amend:**	02/25/2025

AB 620 **Jackson (D)** **HTML** **PDF**

Medium- and Heavy-Duty Zero-Emission Vehicle Fleet Purchasing Assistance Program: rental vehicles.

Progress bar

Bill information

Status: 03/25/2025 - From committee: Do pass and re-refer to Com. on APPR. with recommendation: To Consent Calendar. (Ayes 16. Noes 0.) (March 24). Re-referred to Com. on APPR.

Summary: Current law establishes the Medium- and Heavy-Duty Zero-Emission Vehicle Fleet Purchasing Assistance Program (program) within the Air Quality Improvement Program to make financing tools and nonfinancial supports available to operators of medium- and heavy-duty vehicle fleets to enable those operators to transition their fleets to zero-emission vehicles. This bill, for any regulation adopted to develop or implement the program, or other regulations that are regarding the procurement or use of medium- and heavy-duty zero-emission vehicles by a public or private fleet, would require the state board to consider specified things, including, among other things, the environmental and supply chain benefits of renting medium- and heavy-duty zero-emission vehicles compared to procuring them. (Based on 02/13/2025 text)

Location:	03/24/2025 - Assembly APPR.	**Current Text:**	02/13/2025 - Introduced
Introduced:	02/13/2025		

AB 915 **Petrie-Norris (D)** **HTML** **PDF**

Clean Energy Reliability Investment Plan.

Progress bar

Bill information

Status: 02/20/2025 - From printer. May be heard in committee March 22.

Summary: Would appropriate $900,000,000 from the General Fund to the State Energy Resources Conservation and Development Commission for the 2025–26 fiscal year to be allocated for the Clean Energy Reliability Investment Plan for local incentive grants to increase investment in clean energy infrastructure. (Based on 02/19/2025 text)

Location:	02/19/2025 - Assembly PRINT	**Current Text:**	02/19/2025 - Introduced
Introduced:	02/19/2025		

SB 74 **Seyarto (R)** **HTML** **PDF**

Office of Land Use and Climate Innovation: Infrastructure Gap-Fund Program.

Progress bar

Bill information

Status: 03/24/2025 - Set for hearing April 2. From committee with author's amendments. Read second time and amended. Re-referred to Com. on L. GOV.

Summary: Current law establishes the Office of Land Use and Climate Innovation in the Governor's office for the purpose of serving the Governor and the Governor's cabinet as staff for long-range planning and research and constituting the comprehensive state planning agency. Current law authorizes a local agency to finance infrastructure projects through various means, including by authorizing a city or county to establish an enhanced infrastructure financing district to finance public capital facilities or other specified projects of communitywide significance that provide significant benefits to the district or the surrounding community. This bill would require the office, upon appropriation by the Legislature, to establish the Infrastructure Gap-Fund Program to provide grants to local agencies to develop and construct infrastructure projects, as defined. The bill would authorize the office to provide funding for up to 20% of a project's additional projected cost, as defined, after the project has started construction, subject to specified conditions, including, among other things, that the local agency has allocated existing local tax revenue to the initial infrastructure's project's total cost. When applying to the program, the bill would require the local agency to demonstrate challenges with completing the project on time and on budget and how the infrastructure project helps meet state and local goals, as specified. (Based on 03/24/2025 text)

Location:	01/29/2025 - Senate L. GOV.	**Current Text:**	03/24/2025 - Amended
Introduced:	01/15/2025	**Last Amend:**	03/24/2025

SB 496 **Hurtado (D)** **HTML** **PDF**

Advanced Clean Fleets Regulation: appeals advisory committee: exemptions.

Progress bar

Bill information

Status: 03/11/2025 - Set for hearing April 2.

Summary: The California Global Warming Solutions Act of 2006 establishes the state board as the state agency responsible for monitoring and regulating sources emitting greenhouse gases and requires the state board to adopt rules and regulations to achieve the maximum technologically feasible and cost-effective greenhouse gas emission reductions from those sources. This bill would require the state board to establish the Advanced Clean Fleets Regulation Appeals Advisory Committee by an unspecified date for purposes of reviewing appeals of denied requests for exemptions from the requirements of the Advanced Clean Fleets Regulation. The bill would require the committee to include representatives of specified governmental and nongovernmental entities. The bill would require the committee to meet monthly and would require recordings of its meetings to be made publicly available on the state board's internet website. The bill would require the committee to consider, and make a recommendation on, an appeal of an exemption request denial no later than 60 days after the appeal is made. The bill would require specified information relating to the committee's consideration of an appeal to be

made publicly available on the state board's internet website. The bill would require the state board to consider a recommendation of the committee at a public meeting no later than 60 days after the recommendation is made. (Based on 02/19/2025 text)

Location:	02/26/2025 - Senate E.Q.	**Current Text:**	02/19/2025 - Introduced
Introduced:	02/19/2025		

SB 682 **Allen (D)** **HTML** **PDF**

Environmental health: product safety: perfluoroalkyl and polyfluoroalkyl substances.

Progress bar

Bill information

Status: 03/11/2025 - Set for hearing April 2.

Summary: Current law requires the Department of Toxic Substances Control, on or before January 1, 2029, to adopt regulations to enforce specified covered perfluoroalkyl and polyfluoroalkyl substances (PFAS) restrictions, which include prohibitions on the distribution, sale, or offering for sale of certain products that contain specified levels of PFAS. Current law requires the department, on and after July 1, 2030, to enforce and ensure compliance with those provisions and regulations, as provided. Current law requires manufacturers of these products, on or before July 1, 2029, to register with the department, to pay a registration fee to the department, and to provide a statement of compliance certifying compliance with the applicable prohibitions on the use of PFAS to the department, as specified. Current law authorizes the department to test products and to rely on third-party testing to determine compliance with prohibitions on the use of PFAS, as specified. Current law requires the department to issue a notice of violation for a product in violation of the prohibitions on the use of PFAS, as provided. Current law authorizes the department to assess an administrative penalty for a violation of these prohibitions and authorizes the department to seek an injunction to restrain a person or entity from violating these prohibitions, as specified. This bill would, beginning January 1, 2027, prohibit a person from distributing, selling, or offering for sale a covered product that contain intentionally added PFAS, as defined, except for previously used products and as otherwise preempted by federal law. The bill would define "covered product" to include cleaning products, cookware, dental floss, juvenile products, food packaging, and ski wax, as specified. (Based on 02/21/2025 text)

Location:	03/05/2025 - Senate E.Q.	**Current Text:**	02/21/2025 - Introduced
Introduced:	02/21/2025		

AB 846 **Connolly (D)** **HTML** **PDF**

Endangered species: incidental take: wildfire preparedness activities.

Progress bar

Bill information

Status: 03/28/2025 - Re-referred to Com. on W. P., & W.

Summary: The California Endangered Species Act prohibits the taking of an endangered, threatened, or candidate species, except as specified. Under the act, the Department of Fish and Wildlife (department) may authorize the take of listed species by certain entities through permits or memorandums of understanding for specified purposes. Current law requires the State Fire Marshal to identify areas in the state as moderate, high, and very high fire hazard severity

zones based on consistent statewide criteria and based on the severity of fire hazard that is expected to prevail in those areas. Existing law requires a local agency to designate, by ordinance, moderate, high, and very high fire hazard severity zones in its jurisdiction within 120 days of receiving recommendations from the State Fire Marshal, as provided. This bill would authorize a city, county, city and county, special district, or other local agency to submit to the department a wildfire preparedness plan to conduct wildfire preparedness activities on land designated as a fire hazard severity zone, as defined, that minimizes impacts to wildlife and habitat for candidate, threatened, and endangered species. The bill would require the wildfire preparedness plan to include, among other things, a brief description of the planned wildfire preparedness activities, the approximate dates for the activities, and a description of the candidate, endangered, and threatened species within the plan area. The bill would authorize the department to impose a fee on a local agency for the cost of reviewing a wildfire preparedness plan submitted by that local agency, as specified. The bill would require the department, if sufficient information is included in the wildfire preparedness plan for the department to determine if an incidental take permit is required, to notify the local agency within 90 days of receipt of the wildfire preparedness plan if an incidental take permit or other permit is needed, or if there are other considerations, exemptions, or streamlined pathways that the wildfire preparedness activities qualify for, including, but not limited to, the State Board of Forestry and Fire Protection's California Vegetation Treatment Program. The bill would require the department to provide the local agency, in its notification, with guidance that includes, among other things, a description of the candidate, endangered, and threatened species within the plan area and measures to avoid, minimize, and fully mitigate the take of the candidate, threatened, and endangered species, as provided. (Based on 03/27/2025 text)

Location:	03/24/2025 - Assembly W.,P. & W.	**Current Text:**	03/27/2025 - Amended
Introduced:	02/19/2025	**Last Amend:**	03/27/2025

AB 996 **Pellerin (D)** **HTML** **PDF**

Public Resources: California Coastal Act of 1976: California Coastal Planning Fund.

Progress bar

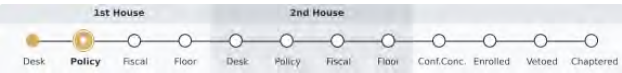

Bill information

Status: 03/11/2025 - Re-referred to Com. on NAT. RES.

Summary: Would establish the California Coastal Planning Fund in the State Treasury to help local governments adequately plan for the protection of coastal resources and public accessibility to the coastline. The bill would, upon appropriation by the Legislature, make moneys in the fund available to the commission for various state and local costs relating to local coastal program development and sea level rise plans and to administer the fund, as provided. (Based on 03/10/2025 text)

Location:	03/10/2025 - Assembly NAT. RES.	**Current Text:**	03/10/2025 - Amended
Introduced:	02/20/2025 (Spot bill)	**Last Amend:**	03/10/2025

Transportation Issues LAP

AB 544 **Davies (R)** **HTML** **PDF**

Electric bicycles: required equipment.

Progress bar

Bill information

Status:	03/25/2025 - Re-referred to Com. on TRANS.		
Summary:	Current law requires a bicycle operated during darkness on a highway, sidewalk, or bikeway to be equipped with, among other things, a red reflector or a solid or flashing red light with a built-in reflector on the rear that is visible from a distance of 500 feet to the rear when directly in front of lawful upper beams of headlamps on a motor vehicle. Current law defines “bicycle” for these purposes to, among other things, include an electric bicycle. Current law defines an electric bicycle as a bicycle equipped with fully operable pedals and an electric motor that does not exceed 750 watts of power and categorizes electric bicycles into 3 classes. A violation of the provisions relating to the requirements for equipping a bicycle or an electric bicycle is punishable as an infraction. This bill would require an electric bicycle during all hours to be equipped with a red reflector or a solid or flashing red light with a built-in reflector on the rear that is visible from a distance of 500 feet to the rear when directly in front of lawful upper beams of headlamps on a motor vehicle. (Based on 03/24/2025 text)		
Location:	02/24/2025 - Assembly TRANS.	**Current Text:**	03/24/2025 - Amended
Introduced:	02/11/2025	**Last Amend:**	03/24/2025

AB 939 **Schultz (D)** **HTML** **PDF**

The Safe, Sustainable, Traffic-Reducing Transportation Bond Act of 2026.

Progress bar

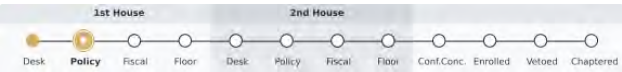

Bill information

Status:	03/10/2025 - Referred to Com. on TRANS.		
Summary:	Would enact the Safe, Sustainable, Traffic-Reducing Transportation Bond Act of 2026 which, if approved by the voters, would authorize the issuance of bonds in the amount of $20,000,000,000 pursuant to the State General Obligation Bond Law to finance transit and passenger rail improvements, local streets and roads and active transportation projects, zero-emission vehicle investments, transportation freight infrastructure improvements, and grade separations and other critical safety improvements. The bill would provide for the submission of the bond act to the voters at the November 3, 2026, statewide general election. (Based on 02/19/2025 text)		
Location:	03/10/2025 - Assembly TRANS.	**Current Text:**	02/19/2025 - Introduced
Introduced:	02/19/2025		

SB 63 **Wiener (D)** **HTML** **PDF**

San Francisco Bay area: local revenue measure: transportation funding.

Progress bar

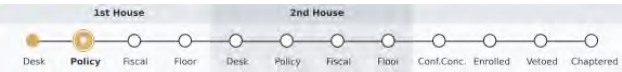

Bill information

Status: 03/25/2025 - From committee with author's amendments. Read second time and amended. Re-referred to Com. on RLS.

Summary: Would establish the Transportation Revenue Measure District with jurisdiction extending throughout the boundaries of the Counties of Alameda and Contra Costa and the City and County of San Francisco and would require the district to be governed by the same board that governs the Metropolitan Transportation Commission, thereby imposing a state-mandated local program. The bill would authorize a retail transactions and use tax applicable to the entire district to be imposed by the board of the district or by a qualified voter initiative for a duration of 10 to 15 years, inclusive, and generally in an amount of 0.5%, subject to voter approval at the November 3, 2026, statewide general election. After allocations are made for various administrative expenses, the bill would require an unspecified portion of the proceeds of the tax to be allocated by the commission to initiatives included in a specified commission plan and to the Alameda-Contra Costa Transit District, the Peninsula Rail Transit District, commonly known as Caltrain, the San Francisco Bay Area Rapid Transit District, and the San Francisco Municipal Transportation Agency for operating expenses, and would require the remaining proceeds to be subvened directly to the counties comprising the district for public transportation expenses, as prescribed. (Based on 03/25/2025 text)

Location:	01/09/2025 - Senate RLS.	**Current Text:**	03/25/2025 - Amended
Introduced:	01/09/2025 (Spot bill)	**Last Amend:**	03/25/2025

SB 445 **Wiener (D)** **HTML** **PDF**

Sustainable Transportation Project Permits and Cooperative Agreements.

Progress bar

Bill information

Status: 02/26/2025 - Referred to Coms. on TRANS. and L. GOV.

Summary: The California Environmental Quality Act (CEQA) requires a lead agency, as defined, to prepare, or cause to be prepared, and certify the completion of an environmental impact report on a project that it proposes to carry out or approve that may have a significant effect on the environment or to adopt a negative declaration if it finds that the project will not have that effect. CEQA also requires a lead agency to prepare a mitigated negative declaration for a project that may have a significant effect on the environment if revisions in the project would avoid or mitigate that effect and there is no substantial evidence that the project, as revised, would have a significant effect on the environment. CEQA, until January 1, 2030, exempts from its requirements certain transportation-related projects if specified requirements are met. CEQA includes within these exempt transportation-related projects a public project for the institution or increase of bus rapid transit, bus, or light rail service, which will be exclusively used by low-emission or zero-emission vehicles, on existing public rights-of-way or existing highway rights-of-way. This bill would require a lead agency to provide a written notice with specified information to a third-party entity, defined by the bill to mean a local agency, electrical corporation, or private telecommunications provider, regarding its need to use, relocate, alter, change, or otherwise improve facilities, publicly owned and managed utilities, public spaces, or other publicly or privately owned facilities under the third-party entity's jurisdiction or ownership for the implementation of a sustainable transportation project. This bill would define "sustainable transportation project" to mean a project where the lead agency is a state agency, operator, or local agency that proposes the construction or modification of facilities meeting at least one of several specified criteria, including that it is exempt from CEQA pursuant to the above-described provisions. (Based on 02/18/2025 text)

Location:	02/26/2025 - Senate TRANS.	**Current Text:**	02/18/2025 - Introduced
Introduced:	02/18/2025		

SB 671 **Cervantes (D)** **HTML** **PDF**

Pedestrian crossing signals.

Progress bar

Bill information

Status: 03/05/2025 - Referred to Com. on TRANS.

Summary: Under current law, a pedestrian control signal showing a “WALK” or approved “Walking Person” symbol means a pedestrian may proceed across the roadway in the direction of the signal. Under current law, a pedestrian facing a flashing “DON’T WALK” or “WAIT” or approved “Upraised Hand” symbol with a “countdown” signal, as specified, means a pedestrian may start crossing the roadway in the direction of the signal but requires the pedestrian to finish crossing prior to the display of the steady “DON’T WALK” or “WAIT” or approved “Upraised Hand” symbol, as specified. Upon the first placement or replacement of a traffic-actuated signal, as specified, existing law requires that traffic-actuated signal to be installed and maintained to detect bicycle or motorcycle traffic on the roadway. For these purposes, current law defines a traffic-actuated signal as an official traffic signal, as specified, that displays one or more of its indications in response to traffic detected by mechanical, visual, electrical, or other means. Upon the first placement or replacement of a state-owned or -operated traffic-actuated signal, existing law requires that the traffic-actuated signal to be installed and maintained to have a leading pedestrian interval (LPI) and include the installation, activation, and maintenance of an accessible pedestrian signal (APS) and detector that complies with certain sections of the California Manual on Uniform Traffic Control Devices (CA MUTCD). At crosswalks with state-owned or -operated traffic-actuated signals and pedestrian hybrid beacons with pedestrian signal heads, this bill would require the walk indication and other visual signals to comply with CA MUTCD. The bill would require these pedestrian signal heads to have an APS pushbutton or touch-free APS that activates “WALK” or “DON’T WALK” intervals and other visual signals at signalized intersections in nonvisual formats. The bill would require touch-free APS to be installed at new signalized pedestrian crossings on capital projects on the state highway system, encroachment projects, and highway maintenance-funded projects, as specified. The bill would require, as soon as practicable, all existing state-owned or -operated traffic signals located in certain areas to be identified and recorded in the Department of Transportation management system (TMS) inventory database to assist future annual operational review requirements and coordination with local agencies for delegated signals. (Based on 02/20/2025 text)

Location:	03/05/2025 - Senate TRANS.	**Current Text:**	02/20/2025 - Introduced
Introduced:	02/20/2025		

SB 720 **Ashby (D)** **HTML** **PDF**

Automated traffic enforcement system programs.

Progress bar

Bill information

Status:	03/26/2025 - From committee with author's amendments. Read second time and amended. Re-referred to Com. on TRANS.
Summary:	Current law authorizes the limit line, intersection, or other places where a driver is required to stop to be equipped with an automated traffic enforcement system if the governmental agency utilizing the system meets certain requirements, including identifying the system with signs and ensuring that the system meets specified criteria on minimum yellow light change intervals. Current law authorizes, until January 1, 2032, the Cities of Los Angeles, San Jose, Oakland, Glendale, and Long Beach, and the City and County of San Francisco to establish a speed safety system pilot program for speed enforcement that utilizes a speed safety system in specified areas, if the system meets specified requirements. Current law prescribes specified requirements for a notice of violation issued pursuant to these provisions, and requires a violation of a speed law that is recorded by a speed safety system to be subject only to a specified civil penalty. This bill would additionally authorize a city, county, or city and county to establish an automated traffic enforcement system program to use those systems to detect a violation of a traffic control signal, if the system meets specified requirements. The bill would require a violation of a traffic control signal that is recorded by an automated traffic enforcement system to be subject only to a $100 civil penalty, as specified. (Based on 03/26/2025 text)

Location:	03/12/2025 - Senate TRANS.	**Current Text:**	03/26/2025 - Amended
Introduced:	02/21/2025	**Last Amend:**	03/26/2025

Water Supply and Conservation LAP

AB 794 **Gabriel (D)** **HTML** **PDF**

California Safe Drinking Water Act: emergency regulations.

Progress bar

Bill information

Status:	03/03/2025 - Referred to Com. on E.S & T.M.
Summary:	The California Safe Drinking Water Act requires the State Water Resources Control Board to administer provisions relating to the regulation of drinking water to protect public health. The state board's duties include, but are not limited to, enforcing the federal Safe Drinking Water Act (federal act) and adopting and enforcing regulations. Current law authorizes the state board to adopt as an emergency regulation, a regulation that is not more stringent than, and is not materially different in substance and effect than, the requirements of a regulation promulgated under the federal act, with a specified exception. This bill would provide that the authority of the state board to adopt an emergency regulation pursuant to these provisions includes the authority to adopt requirements of a specified federal regulation that was in effect on January 19, 2025, regardless of whether the requirements were repealed or amended to be less stringent. The bill would prohibit an emergency regulation adopted pursuant to these provisions from implementing less stringent drinking water standards, as provided, and would authorize the regulation to include requirements that are more stringent than the requirements of the federal regulation. (Based on 02/18/2025 text)

Location:	03/03/2025 - Assembly E.S. & T.M.	**Current Text:**	02/18/2025 - Introduced
Introduced:	02/18/2025		

SB 454 **McNerney (D)** **HTML** **PDF**

State Water Resources Control Board: PFAS Mitigation Program.

Progress bar

Bill information

Status:	03/24/2025 - From committee with author's amendments. Read second time and amended. Re-referred to Com. on E.Q.		
Summary:	Existing law designates the State Water Resources Control Board as the agency responsible for administering specific programs related to drinking water, including, among others, the California Safe Drinking Water Act and the Emerging Contaminants for Small or Disadvantaged Communities Funding Program. This bill would create the PFAS Mitigation Fund in the State Treasury and would authorize the fund to be expended by the state board, upon appropriation by the Legislature, for purposes of these provisions. The bill would authorize the state board to seek out and accept nonstate, federal, and private funds, require those funds to be deposited into the PFAS Reduction Account within the PFAS Mitigation Fund, and continuously appropriate the moneys in the account to the state board for purposes of these provisions, thereby making an appropriation. (Based on 03/24/2025 text)		
Location:	02/26/2025 - Senate E.Q.	**Current Text:**	03/24/2025 - Amended
Introduced:	02/19/2025	**Last Amend:**	03/24/2025

Cal Cities Sponsored Legislation

AB 424 **Davies (R)** **HTML** **PDF**

Alcohol and other drug programs: complaints.

Progress bar

Bill information

Status:	03/20/2025 - Re-referred to Com. on Health.		
Summary:	Would, when the Department of Health Care Services receives a complaint against a licensed alcohol or other drug recovery or treatment facility, or a complaint alleging that a facility is unlawfully operating without a license, from a member of the public, require the department to provide, within 30 10 days of the date of the complaint, notice to the person filing the complaint that the complaint has been received and to provide, upon closing the complaint, notice to the person filing the complaint that the complaint has been closed and whether the department found the facility to be in violation of the provisions governing facility licensure and regulation. (Based on 03/19/2025 text)		
Location:	02/18/2025 - Assembly HEALTH	**Current Text:**	03/19/2025 - Amended
Introduced:	02/05/2025	**Last Amend:**	03/19/2025

AB 492 **Valencia (D)** **HTML** **PDF**

Alcohol and drug programs: licensing.

Progress bar

Bill information

Status: 02/24/2025 - Referred to Com. on Health.

Summary: Current law authorizes the State Department of Health Care Services to issue a license to operate an alcohol or other drug recovery or treatment facility upon receipt of a completed written application, fire clearance, and licensing fee, as specified. This bill would require the department, whenever it issues a license to operate an alcohol or other drug recovery or treatment facility, to concurrently provide written notification of the issuance of the license to the city or county in which the facility is located. The bill would require the notice to include the name and mailing address of the licensee and the location of the facility. (Based on 02/10/2025 text)

Location:	02/24/2025 - Assembly HEALTH	**Current Text:**	02/10/2025 - Introduced
Introduced:	02/10/2025		

SB 35 **Umberg (D)** **HTML** **PDF**

Alcohol and drug programs.

Progress bar

Bill information

Status: 03/28/2025 - Set for hearing April 9.

Summary: Current law provides for the licensure and regulation of adult alcohol or other drug recovery or treatment facilities by the State Department of Public Health and prohibits the operation of one of those facilities without a current valid license. Current law requires the department, if a facility is alleged to be in violation of that prohibition, to conduct a site visit to investigate the allegation. Current law requires, if the department's employee or agent finds evidence that the facility is providing services without a license, the employee or agent to take specified actions, including, among others, submitting the findings of the investigation to the department and issuing a written notice to the facility that includes the date by which the facility is required to cease providing services. This bill would require the department to initiate that investigation within 10 days of receiving the allegation and complete the investigation within 60 days of initiating the investigation. The bill would require the employee or agent to provide the notice described above within 10 days of the employee or agency submitting their findings to the department and to conduct a followup site visit to determine whether the facility has ceased providing services by the date specified in the notice. (Based on 03/10/2025 text)

Location:	03/19/2025 - Senate HEALTH	**Current Text:**	03/10/2025 - Amended
Introduced:	12/03/2024	**Last Amend:**	03/10/2025

SB 329 **Blakespear (D)** **HTML** **PDF**

Alcohol and drug recovery or treatment facilities: investigations.

Progress bar

Bill information

Status: 03/28/2025 - Read second time and amended. Re-referred to Com. on APPR.

Summary:	Current law provides for the licensure and regulation of alcohol or other drug recovery or treatment facilities by the State Department of Health Care Services. Current law prohibits operating an alcohol or other drug recovery or treatment facility to provide recovery, treatment, or detoxification services within this state without first obtaining a current valid license. If a facility is alleged to be providing those services without a license, existing law requires the department to conduct a site visit to investigate the allegation. Current law also authorizes the department to conduct announced or unannounced site visits to licensed facilities for the purpose of reviewing them for compliance, as specified. This bill would require the department to assign a complaint under its jurisdiction regarding an alcohol or other drug recovery or treatment facility to an analyst for investigation within 10 days of receiving the complaint. If the department receives a complaint that does not fall under its jurisdiction, the bill would require the department to notify the complainant, in writing, that it does not investigate that type of complaint. (Based on 03/28/2025 text)		
Location:	03/26/2025 - Senate APPR.	**Current Text:**	03/28/2025 - Amended
Introduced:	02/11/2025	**Last Amend:**	03/28/2025

SB 346 **Durazo (D)** **HTML** **PDF**

Local agencies: transient occupancy taxes: short-term rental facilitator.

Progress bar

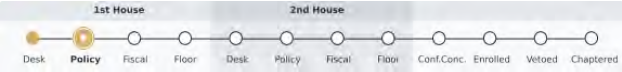

Bill information

Status:	03/20/2025 - Read second time and amended. Re-referred to Com. on JUD.		
Summary:	Current law authorizes a local authority, by ordinance or resolution, to regulate the occupancy of a room or rooms, or other living space, in a hotel, inn, tourist home or house, motel, or other lodging for a period of less than 30 days. This bill would authorize a local agency, defined to mean a city, county, or city and county, to enact an ordinance to require a short-term rental facilitator, as defined, to report, in the form and manner prescribed by the local agency, the assessor parcel number of each short-term rental, as defined, during the reporting period, as well as any additional information necessary to identify the property as may be required by the local agency. The bill would authorize the local agency to impose an administrative fine or penalty for failure to file the report, and would authorize the local agency to initiate an audit of a short-term rental facilitator, as described. The bill would require a short-term rental facilitator, in a jurisdiction that has adopted an ordinance, to include in the listing of a short-term rental any applicable local license number associated with the short-term rental and any transient occupancy tax certification issued by a local agency. (Based on 03/20/2025 text)		
Location:	03/19/2025 - Senate JUD.	**Current Text:**	03/20/2025 - Amended
Introduced:	02/12/2025	**Last Amend:**	03/20/2025

City of Santa Clara
The Center of What's Possible

2025 Q1 Legislative Action Summary

Below is a summary of the actions that were taken during 2025 Q1 in alignment with the City of Santa Clara's 2025 Legislative Advocacy Positions (LAPs), guiding principles for legislative advocacy, approved City policies (e.g., City Council Goals and Priorities), and/or Council action.

Housing LAP

- March 28, 2025 Letter of interest in response to Santa Clara Valley Water District Board's letter dated February 28, 2025 to explore the potential formation of a county-wide Joint Powers Authority to address homelessness

Transportation Issues LAP

- November 5, 2024 Letter of Support submitted for the City's grant application to the Metropolitan Transportation Commission Transit Oriented Communities Station Access and Circulation Grant for the Santa Clara Caltrain/BART Station Multimodal Crossing Feasibility Study (This letter was not previously included in the 2024 Q3 legislative update due to timing of the report.)

- March 26, 2025 Letter of support for the City's Federal Appropriations Requests to Senators Alex Padilla and Adam Schiff

Water Supply and Conservation LAP

- March 27, 2025 Letter of support for Santa Clara Valley Water District's Fiscal Year 2026 Congressionally Directed Spending Request for its Purified Water Demonstration Facility submitted to the U.S. Senate Committee on Appropriations Chair, Senator Susan Collins and Vice Chair, Senator Patty Murray

Multiple Legislative Priorities

- February 21, 2025 Letter of support for the City's State Budget Requests to Assemblymember Patrick Ahrens (Housing, and Transportation Issues LAPs)

- March 31, 2025 Sign on U.S. Conference of Mayors joint letter outlining municipalities’ priorities for the 2025 Tax Reform and Reconciliation Bill submitted to U.S. Congressional leadership: Speaker of the House of Representatives Mike Johnson, Minority Leader of the House of Representatives Hakeem Jefferies, Senate Majority Leader John Thune, and Senate Minority Leader Charles E. Schumer (Housing, Community Services, and Energy Legislation, Regulations and Issues LAPs and "Protect and/or increase funding for specific programs and services" Legislative Guiding Principle)

City of Santa Clara
The Center of What's Possible

Lisa M. Gillmor

Mayor

March 28, 2025

Vice Chair Richard P. Santos
Board of Directors
Santa Clara Valley Water District
5750 Almaden Expressway
San Jose, CA 95118

RE: Potential Formation of a County-wide Joint Powers Authority

Dear Vice Chair Santos:

On behalf of the City of Santa Clara, I would like to express our interest in exploring the potential formation of a county-wide Joint Powers Authority (JPA) to address unsheltered homelessness in our community. The City of Santa Clara is actively working on a number of efforts to increase affordable housing in our community and provide additional services to our unhoused community members; however, like many other jurisdictions in our region, we have limited resources to effectively address this increasingly visible, urgent, and complex issue on our own.

We recognize the benefits that a collaborative arrangement and coordinated county-wide response could bring to our community, particularly in terms of resource sharing, enhanced service delivery, and improved regional coordination when it comes to homelessness. The City is supportive of more regional resources to address local housing needs, and efforts that provide increased access to resources to address the needs of our most vulnerable residents and resources for small and medium sized cities to plan and implement strategies to address the impacts of homelessness on public facilities and services. The City has and will continue to work closely with other jurisdictions, including Valley Water, to address regional issues, such as homelessness, that impact residents and businesses in our community.

It is also important to recognize that the formation of a JPA will require significant review and efforts from all interested parties. There are obligations and operational complexities inherent to forming and operating a JPA such as governance structure, financial and liability implications, and logistical considerations. While the City is optimistic about the potential benefits of a county-wide JPA that maximizes our collective impact, it is imperative that these issues are adequately addressed to ensure the interests of all potential participating agencies.

We appreciate the opportunity to meet with Valley Water and other local jurisdictions to continue the discussion of these issues in greater detail and to explore potential solutions that would allow for a successful and sustainable partnership that achieves our shared goals.

Sincerely,

Lisa M. Gillmor
Mayor
City of Santa Clara

City of Santa Clara
The Center of What's Possible

Mayor
Lisa M. Gillmor

November 5, 2024

Krute Singa
Metropolitan Transportation Commission
375 Beale Street, Suite 800
San Francisco, CA 94105-2066

Re: Letter of Support for the City of Santa Clara Grant Application to MTC Transit-Oriented Communities (TOC) Station Access and Circulation Grant for the Santa Clara Caltrain/BART Station Multimodal Crossing Feasibility Study

Dear Krute Singa:

I write in support of the City of Santa Clara's grant application to Metropolitan Transportation Commission (MTC)'s Transit-Oriented Communities – Station Access and Circulation Grant for the Santa Clara Caltrain/BART Station Multimodal Crossing Feasibility Study (Project). The Project represents a historic opportunity to revitalize and reconnect the Santa Clara downtown area with nearby communities and economic development opportunities around the existing Caltrain station and the future Santa Clara Bay Area Rapid Transit (BART) station. These two stations will provide regional access to thousands of jobs, and significant existing and proposed housing, hotels, and schools (such as Santa Clara University) in Silicon Valley.

The City of Santa Clara worked in close partnership with key community stakeholders to develop the Project which will create roadway design concepts, identify potential impacts to adjacent properties, study traffic operations, conduct robust community engagement, and evaluate the feasibility of constructing a direct multi-modal connection between Benton Street and Brokaw Road. Historically, the existing Caltrain station and tracks near Benton Street in Santa Clara has divided an economically important part of Santa Clara and continues to be a significant physical barrier to downtown access for all users including the disadvantaged community located in the study area.

This crossing will allow pedestrians, bicyclists, and transit riders to efficiently travel to and through the station area with potential access to San José Mineta International Airport, thus significantly reducing travel times and vehicle trips for Peninsula train riders and the general local community. Additionally, this crossing will attract more people to use transit, improve accessibility and safety of all transportation modes, and support future transit-oriented development next to the Santa Clara BART station. Additionally, the Project promotes active transportation and transit, reduction of daily vehicle-miles traveled, greenhouse gas emissions, vehicle congestion, and increases equity and access to historically disadvantaged communities.

Thank you for your consideration of the City of Santa Clara's grant application, and I urge your support for this priority project that will greatly benefit the Santa Clara community.

Sincerely,

Lisa M. Gillmor
Mayor
City of Santa Clara

City of Santa Clara
The Center of What's Possible

Lisa M. Gillmor
Mayor

March 26, 2025

The Honorable Alex Padilla
United States Senate
331 Hart Senate Office Building
Washington, DC 20510

The Honorable Adam Schiff
United States Senate
112 Hart Senate Office Building
Washington, DC 20510

RE: Letter of Support for Fiscal Year 2026 Congressionally Directed Spending Requests from the City of Santa Clara

Dear Senator Padilla and Senator Schiff:

On behalf of the City of Santa Clara, I want to express my gratitude and appreciation to both of you, and your staff, for your leadership and support. We appreciate the opportunity to work with your offices to bring investments and improvements to the residents, businesses, and visitors of our region.

I also want to highlight the City of Santa Clara's requests for congressionally directed spending in the Fiscal Year 2026 Federal Appropriations process and respectfully request your support. Our projects specifically seek to facilitate the development of regional community assets, increase opportunities for alternative modes of transportation, and create safe streets for bicyclists and pedestrians.

The City's priority projects are:

- **Pruneridge Avenue Complete Streets Project**
  The City of Santa Clara adopted the Pruneridge Avenue Complete Streets Plan in 2022 to implement buffered bicycle lanes along the Pruneridge Avenue corridor in Santa Clara. This east-west roadway is an important part of the County of Santa Clara's cross-county bicycle corridor network and connects San Jose to Santa Clara and job centers in Cupertino. The project will remove portions of travel lanes along Pruneridge Avenue to complete this important cross-county bicycle network and enhance intersections along the corridor with pedestrian improvements such as quick-build curb extensions, ADA curb ramps, and pedestrian signal enhancements. When complete, Pruneridge Avenue will connect to jobs, schools, transit, and trails and provide direct access to the region's first under-development bicycle superhighway. The requested funding will support the City's design and construction of this priority bicycle and pedestrian improvement project in Santa Clara.

- **Silicon Valley Hopper On-Demand Micro-transit Shuttle**
  The City of Santa Clara has partnered with the City of Cupertino to implement an on-demand micro-transit shuttle project, known as Silicon Valley Hopper, to serve those who live and work in Cupertino and Santa Clara. With support from a California State Transportation Agency State Transit and Intercity Rail Capital Program grant, the goal is to continue the existing On-Demand Micro-Transit Shuttle Project and expand service into north Santa Clara with a fleet of zero-emissions vehicles. Service is being designed to focus on offering improved and affordable connections between local Caltrain, Amtrak, and Valley Transportation Authority (VTA) stations to job centers and other key destinations in Cupertino and Santa Clara while providing increased transit access for disadvantaged communities, high poverty zones, and senior populations.

Thank you for your consideration in championing these projects to help secure congressionally directed spending that will support the efforts of the City and benefit the region and State of California.

Sincerely,

Lisa M. Gillmor
Mayor
City of Santa Clara

City of Santa Clara
The Center of What's Possible

Lisa M. Gillmor

Mayor

March 27, 2025

The Honorable Susan Collins
Chair, Committee on Appropriations
United States Senate
Room S-128, The Capitol
Washington, DC 20510

The Honorable Patty Murray
Vice Chair, Committee on Appropriations
United States Senate
Room S-128, The Capitol
Washington, DC 20510

RE: Support for FY26 Congressionally Directed Spending Request – Purified Water Demonstration Facility

Dear Chair Collins and Vice Chair Murray:

On behalf of the City of Santa Clara, California, I am pleased to submit this letter of support for the Santa Clara Valley Water District's (Valley Water) Fiscal Year 2026 Congressionally Directed Spending Request for its Purified Water Demonstration Facility.

Valley Water has a long-term goal of producing up to 24,000 acre-feet per year of purified water for direct potable reuse by the year 2040. Developing a locally controlled, reliable, and drought resilient water supply is critical in the face of climate change. Cyclical climate changes and dry conditions have placed enormous strain on existing sources, such as imported water from the Sacramento-San Joaquin River Delta and stored local water supplies. Santa Clara County faces additional water supply challenges driven by a growing population and economy. The City of Santa Clara shares a commitment to diversifying the regional water supply portfolio as way to move the region towards a more sustainable and resilient future.

This project, a joint effort between Valley Water and the Cities of Santa Clara and San José, is the first phase of a full-scale facility to provide purified water for direct potable reuse in Santa Clara County, the heart of Silicon Valley. Until recently, California communities could use recycled water for drinking only if that water was first filtered through a reservoir or aquifer. State regulations adopted in 2023, however, will allow suppliers to distribute recycled water without first putting the water into a reservoir or aquifer. As Valley Water studies the potential for a full-scale potable reuse facility in the future, it must first prove the project's feasibility. This funding request would help support the design work for this first-phase demonstration facility.

On behalf of the City of Santa Clara, I urge your support for this important drought resiliency project. Thank you for your consideration of this request.

Sincerely,

Lisa M. Gillmor
Mayor
City of Santa Clara

City of Santa Clara
The Center of What's Possible

Lisa M. Gillmor

Mayor

February 21, 2025

Honorable Patrick Ahrens
California State Assembly, 26th District
1021 O Street, Suite 6110
Sacramento, CA 95814

Re: 2025 State Budget Requests from the City of Santa Clara

Dear Assembly Member Ahrens:

On behalf of the City of Santa Clara, I want to express my appreciation to you and your staff for your support and commitment to the priorities of the city. I look forward to a long, and successful, working relationship between you, your office, and the City to improve the lives of the residents, businesses, and visitors to our great city.

As the State Legislature continues the process of shaping the state budget and evaluating where the state's resources are best invested, I understand things are uncertain at best. If the opportunity arises for district requests to be included in the Legislature's budget, I would like to respectfully present a list of priority funding needs for the City and request your partnership to help secure these critical dollars.

Below are the City's priority projects for consideration, along with a brief description and dollar amount. Recognizing the state's fiscal situation, the City has selected projects that will have significant local and regional impacts, thereby maximizing the return on the state's investment. The City and our legislative advocate are happy to provide more in-depth details and discuss each of these projects further.

I am proud that our values and priorities align and look forward to our continued partnership to serve the Santa Clara community. Thank you for your consideration and I look forward to continuing our work together.

Sincerely,

Lisa M. Gillmor
Mayor
City of Santa Clara

Title: City of Santa Clara Oversized Vehicle Parking Program

Amount: $1,600,000

Description: As housing prices and costs of living continue to rise in Silicon Valley, the number of people living in oversized vehicles parked on City streets without utility and sanitation hookups has also increased. The City's Police Department estimates there are over 100 inhabited oversized vehicles in Santa Clara on any given day and many of them are inoperable. There is a need to expand current City resources to address the basic needs of people living outside and reduce the impacts of unsheltered homelessness throughout the community.

This proposal would fund a sanctioned safe parking pilot program for approximately 30-40 oversized vehicles over 2-3 years. The program would allow 24-7 parking, provide basic hygiene services, daily monitoring for security, and case management to connect residents with services so they can transition to permanent housing. The program would be administered in close coordination with the Santa Clara County Office of Supportive Housing. The City will also explore partnerships with neighboring cities to identify possible sites and to potentially pool resources.

Title: Pruneridge Avenue Complete Street

Amount: $2,500,000

Description: In 2022, the City of Santa Clara adopted the Pruneridge Avenue Complete Streets Plan to implement buffered bicycle lanes along the Pruneridge Avenue corridor. This east-west roadway is a crucial part of the County of Santa Clara's cross-county bicycle corridor network, connecting San Jose, Santa Clara, and the Apple campus in Cupertino.

The project involves removing portions of travel lanes along Pruneridge Avenue to complete this important bicycle network and enhance intersections with pedestrian improvements. These enhancements will include quick-build curb extensions, ADA-compliant curb ramps, and upgraded pedestrian signals. Funding is being requested to support the design and construction of this priority project for bicycle and pedestrian improvements in Santa Clara. This project is vital to the City, Silicon Valley region, and the state because it aims to increase pedestrian safety, promote alternative modes of transportation, and connect schools and employment centers to and from the region.

The intersections of Pruneridge Avenue at Woodhams Road and Redwood Avenue are near an elementary school and are frequently used by students crossing Pruneridge Avenue. These locations have been identified in the City of Santa Clara's Pedestrian Master Plan as needing improvements for pedestrian safety. Bicyclists, including students, currently use the portion of Pruneridge Avenue where no bicycle facility currently exists. Bicyclists using this corridor need to navigate between parked vehicles and vehicles traveling with a posted speed limit of 35 mph. Students from two elementary schools located adjacent to this roadway also use this portion of Pruneridge Avenue. This project will provide Class II buffered bikeway that connects to 14 schools with a total enrollment of 8,896 students and over 12,500 employees from job centers along the project corridor.

Title: Santa Clara Caltrain Station Crossing Feasibility Study

Amount: $500,000

Description: The Santa Clara Caltrain Station Crossing Feasibility Study will develop roadway design concepts, assess potential impacts on nearby properties, analyze traffic operations, engage with the community, and evaluate the feasibility of establishing a direct multi-modal connection between Benton Street and Brokaw Road. This connection will be located near the existing Santa Clara Caltrain station, which is separated by heavy rail tracks.

This connection was lost during the 1960s due to urban renewal policies that led to the demolition of Santa Clara's downtown and disrupted important transit links. Today, this disconnection presents a physical barrier between residential neighborhoods, mixed-use areas, and commercial hubs, isolating communities from economic opportunities, essential services, and regional transit options such as the Santa Clara Caltrain Station and the upcoming Santa Clara Bay Area Rapid Transit (BART) station.

The goal of the project is to reconnect disadvantaged communities with nearby economic opportunities, improve access to essential services, reduce environmental burdens, and foster a vibrant, interconnected community. A key aspect of the plan is the potential creation of a new multimodal connection linking downtown Santa Clara, Santa Clara University, the Coleman Avenue employment hubs, PayPal Park Soccer Stadium, Caltrain Station, and San Jose Mineta International Airport with the future Santa Clara BART station.

THE UNITED STATES
CONFERENCE OF MAYORS

March 31, 2025

The Honorable Mike Johnson
Speaker
United States House of Representatives (LA)

The Honorable John Thune
Majority Leader
United States Senate (SD)

The Honorable Hakeem Jeffries
Democratic Leader
United States House of Representatives (NY)

The Honorable Charles E. Schumer
Democratic Leader
United States Senate (NY)

Dear Speaker Johnson, Leader Thune, Leader Jeffries and Leader Schumer:

As the nation's mayors, we write to express the opportunities we see in the upcoming re-write of the 2017 tax law; and other components of the reconciliation bill.

At the outset, the tax bill should continue to build upon bipartisan proposals that advance the federal-city partnership that has yielded strong economic growth over the decades. US Metro cities and suburbs now are home to over 90% of the nation's Gross Domestic Product (GDP); 88% of its jobs; 93% of economic growth; and 76% of job growth in 2024. Our metro economies provide the infrastructure and ecosystem for our nation's future economic growth.

Through our partnership with the federal government, cities have worked to create opportunity for all our residents and to attract economic development benefiting both urban and suburban communities.

We, therefore, support the following provisions in the reconciliation bill which we believe will strengthen America and address critical national needs.

1. **Provide major housing tax credits to spur production** including a robust expansion of the Low-Income Housing Tax Credit, creation of the Neighborhood Homes Tax Credit, tax credits to convert vacant commercial property to housing, and expansion of the Historic Tax Credit. Research shows significant increases in housing production directly correlate to reduced rents and the moderation of housing prices, exactly what is needed to address our national housing crisis. But these credits must spur sufficient production to adequately respond to the depth and breadth of our nation's shortage of units, which we estimate to be between 4-7 million. Given the role that rising home prices and rents play in "kitchen table" inflation, we believe the production credits should be a top priority in the tax bill.

2. **Provide full funding of the Community Development Block Grant (housing rehab) and HOME Partnership (new construction) programs**, along with increased resources for **FHA mortgage insurance, rental assistance, and affordable housing programs** to further address our housing crisis.

3. **Protect tax exempt municipal bonds, including private activity bonds**, which are the main financing tool of locally funded, essential infrastructure, including transportation, water and wastewater facilities, along with housing, schools, and hospitals, to name a few. We oppose any effort to restrict this time-honored mechanism for raising local revenues to support locally driven projects. State and local governments finance 75% of the nation's infrastructure, mostly through tax exempt financing. Removing the tax exemption on municipal bonds would cost households on average $6,500 over a ten-year period.

4. **Continue innovative Direct Pay energy credits within the IRS** to support local government energy efficiency and conservation projects to lower energy bills. Federal investment credits and direct pay policies provide a critical incentive for leveraging investments in new and upgraded energy sources. Direct pay policies also enhance local efforts to modernize the electricity transmission grid and ensure that electricity transformers are available.

5. **Restore and Expand the Child Tax Credit, proven to reduce child poverty** in our nation. In fact, CTC levels during our economic recovery reduced child poverty by 40%. This bill should do the same. An economically stable and secure family enriches early childhood development and emotional health; poverty yields the opposite. Expanding the CTC is an investment in the future of our children's lives and our nation.

6. **Protect Medicaid benefits to ensure current levels of service and access to health care.** Medicaid is the principal source of health care funding for countless seniors in nursing homes in cities and rural America alike; and is a major source of health care for the nation's children. We also want to emphasize the importance of maintaining the funding for the Supplemental Nutrition Assistance Program (SNAP) and other child nutrition programs, as they are vital for supporting child health.

The reconciliation package provides Congress the opportunity to solve the nation's housing crisis, protect tax exempt financing, fund essential community development and housing assistance programs, significantly reduce child poverty, and protect health care for the poor.

We look forward to working with you to fashion key components of the tax and reconciliation bill that impact the American people's daily lives and to address their most urgent needs.

Sincerely,

Andrew J. Ginther	David Holt	Todd Gloria	Tom Cochran
Mayor of Columbus, OH	Mayor of Oklahoma City, OK	Mayor of San Diego, CA	CEO & Executive Director
President	Vice President	Second Vice President	

(Additional mayoral signatories are listed on the following pages.)

THE UNITED STATES
CONFERENCE OF MAYORS

Steven Reed
Mayor of Montgomery, AL

Frank D. Scott Jr.
Mayor of Little Rock, AR

Regina Romero
Mayor of Tucson, AZ

Corey Woods
Mayor of Tempe, AZ

Becky Daggett
Mayor of Flagstaff, AZ

Jerry Weiers
Mayor of Glendale, AZ

Kate Gallego
Mayor of Phoenix, AZ

Douglas J. Nicholls
Mayor of Yuma, AZ

Mark Freeman
Mayor of Mesa, AZ

Mike Pineda
Mayor of Avondale, AZ

Martha Guerrero
Mayor of West Sacramento, CA

Patricia Lock Dawson
Mayor of Riverside, CA

Chelsea Lee Byers
Mayor of West Hollywood, CA

Matt Mahan
Mayor of San Jose, CA

Juan Gonzalez
Mayor of San Leandro, CA

Marilyn Ezzy Ashcraft
Mayor of Alameda, CA

Paul Akinjo
Mayor of Lathrop, CA

Lester J. Friedman
Mayor of Beverly Hills, CA

Kevin McDonnell
Mayor of Petaluma, CA

Carmen Montano
Mayor of Milpitas, CA

Helen Tran
Mayor of San Bernardino, CA

Siri Pulipati
Mayor of Rancho Cordova, CA

Lula Davis-Holmes
Mayor of Carson, CA

Acquanetta Warren
Mayor of Fontana, CA

Victor Gordo
Mayor of Pasadena, CA

Michael M. Vargas
Mayor of Perris, CA

Valerie Amezcua
Mayor of Santa Ana, CA

Karen Bass
Mayor of Los Angeles, CA

Jerry Dyer
Mayor of Fresno, CA

Karen K. Goh
Mayor of Bakersfield, CA

Daniel Lurie
Mayor of San Francisco, CA

Todd Rogers
Mayor of Lakewood, CA

Kevin McCarty
Mayor of Sacramento, CA

Lisa M. Gillmor
Mayor of Santa Clara, CA

Ian N. Oglesby
Mayor of Seaside, CA

Ashleigh Aitken
Mayor of Anaheim, CA

Mark Stapp
Mayor of Santa Rosa, CA

Dan O'Brien
Mayor of Culver City, CA

Rex Richardson
Mayor of Long Beach, CA

Joyce Ahn
Mayor of Buena Park, CA

Ellen Kamei
Mayor of Mountain View, CA

Steven Douglas
Mayor of Commerce City, CO

Yemi Mobolade
Mayor of Colorado Springs, CO

Wendi Strom
Mayor of Lakewood, CO

Kyle Schlachter
Mayor of Littleton, CO

Mike Johnston
Mayor of Denver, CO

Joe Ganim
Mayor of Bridgeport, CT

Shari Cantor
Mayor of West Hartford, CT

Roberto Alves
Mayor of Danbury, CT

Arunan Arulampalam
Mayor of Hartford, CT

Harry Rilling
Mayor of Norwalk, CT

Muriel Bowser
Mayor of Washington, DC

D.C. Reeves
Mayor of Pensacola, FL

Keith A. James
Mayor of West Palm Beach, FL

Rex Hardin
Mayor of Pompano Beach, FL

Michael Joseph Esq.
Mayor of North Miami Beach, FL

Santiago Avila Jr.
Mayor of Deltona, FL

Alix Desulme
Mayor of North Miami, FL

Joy Cooper
Mayor of Hallandale Beach, FL

Jane Castor
Mayor of Tampa, FL

Arlene R. Schwartz
Mayor of Margate, FL

Harvey Ward
Mayor of Gainesville, FL

Buddy Dyer
Mayor of Orlando, FL

Angelo Castillo
Mayor of Pembroke Pines, FL

Wayne M. Messam
Mayor of Miramar, FL

Scott Brook
Mayor of Coral Springs, FL

Tim Lonergan
Mayor of Oakland Park, FL

Donna Deegan
Mayor of Jacksonville, FL

Michelle J. Gomez
Mayor of Tamarac, FL

Vince R. Williams
Mayor of Union City, GA

Andre Dickens
Mayor of Atlanta, GA

Van R. Johnson II
Mayor of Savannah, GA

Michael Owens
Mayor of Mableton, GA

Quentin M. Hart
Mayor of Waterloo, IA

Connie Boesen
Mayor of Des Moines, IA

Brad M. Cavanagh
Mayor of Dubuque, IA

Lauren McLean
Mayor of Boise, ID

Chad Jason Ashmore
Mayor of Sesser, IL

Mary Alexander-Basta
Mayor of Bolingbrook, IL

Nancy Rodkin Rotering
Mayor of Highland Park, IL

Misty Buscher
Mayor of Springfield, IL

Chris Koos
Mayor of Normal, IL

John D. Noak
Mayor of Romeoville, IL

Rodney S. Craig
Mayor of Hanover Park, IL

William 'Bill' D. McLeod
Mayor of Hoffman Estates, IL

Rita Ali
Mayor of Peoria, IL

Diane W. Marlin
Mayor of Urbana, IL

Ann Taylor
Mayor of Waukegan, IL

Brandon Johnson
Mayor of Chicago, IL

James Mueller
Mayor of South Bend, IN

Sharon Tucker
Mayor of Fort Wayne, IN

Joseph 'Joe' H. Hogsett
Mayor of Indianapolis, IN

Angie Nelson Deuitch
Mayor of Michigan City, IN

Thomas Broderick Jr.
Mayor of Anderson, IN

Chris Jensen
Mayor of Noblesville, IN

Eddie Melton
Mayor of Gary, IN

Layne Wilkerson
Mayor of Frankfort, KY

Craig Greenberg
Mayor of Louisville, KY

LaToya Cantrell
Mayor of New Orleans, LA

Samantha Squailia
Mayor of Fitchburg, MA

John L. Vieau
Mayor of Chicopee, MA

Jon Mitchell
Mayor of New Bedford, MA

Dominick Pangallo
Mayor of Salem, MA

Robert F. Sullivan
Mayor of Brockton, MA

Domenic J. Sarno
Mayor of Springfield, MA

Katjana Ballantyne
Mayor of Somerville, MA

Michael P. Cahill
Mayor of Beverly, MA

E. Denise Simmons
Mayor of Cambridge, MA

Michael O'Connor
Mayor of Frederick, MD

Jud Ashman
Mayor of Gaithersburg, MD

Jeffrey Z. Slavin
Mayor of Somerset, MD

Gavin Buckley
Mayor of Annapolis, MD

Brandon M Scott
Mayor of Baltimore, MD

Mark Dion
Mayor of Portland, ME

Marcus Muhammad
Mayor of Benton Harbor, MI

Andy Schor
Mayor of Lansing, MI

Anne Marie Graham-Hudak
Mayor of Charter Township of Canton, MI

Bryan K. Barnett
Mayor of Rochester Hills, MI

Abdullah Hammoud
Mayor of Dearborn, MI

Chris Barnett
Mayor of Charter Township of Orion, MI

Byron H. Nolen
Mayor of Inkster, MI

Theresa Rich
Mayor of Farmington Hills, MI

Patricia M. Randall
Mayor of Portage, MI

Mark Behnke
Mayor of Battle Creek, MI

Elizabeth B. Kautz
Mayor of Burnsville, MN

James B. Hovland
Mayor of Edina, MN

Kim Norton
Mayor of Rochester, MN

Mary Supple
Mayor of Richfield, MN

Melvin Carter
Mayor of St. Paul, MN

Ron Case
Mayor of Eden Prairie, MN

Tim Busse
Mayor of Bloomington, MN

Barbara Buffaloe
Mayor of Columbia, MO

Tishaura O. Jones
Mayor of St. Louis, MO

Quinton Lucas
Mayor of Kansas City, MO

Ramon RB Jose Blas Camacho
Mayor of Saipan, MP

Chokwe Antar Lumumba Esq.
Mayor of Jackson, MS

Errick D. Simmons
Mayor of Greenville, MS

Dontario 'Don' Hardy
Mayor of Kinston, NC

Cyril Jefferson
Mayor of High Point, NC

Jessica Anderson
Mayor of Chapel Hill, NC

Vi Alexander Lyles
Mayor of Charlotte, NC

Esther E. Manheimer
Mayor of Asheville, NC

William 'Bill' C. Dusch
Mayor of Concord, NC

Mitch Colvin
Mayor of Fayetteville, NC

Tim Mahoney
Mayor of Fargo, ND

Leirion Gaylor Baird
Mayor of Lincoln, NE

Brian C. Wahler
Mayor of Piscataway, NJ

J. Christian Bollwage
Mayor of Elizabeth, NJ

Adrian O. Mapp
Mayor of Plainfield, NJ

Jeffrey S. Martin
Mayor of Hamilton Township, NJ

Alan Webber
Mayor of Santa Fe, NM

Javier Perea
Mayor of Sunland Park, NM

Tim Keller
Mayor of Albuquerque, NM

Michelle Romero
Mayor of Henderson, NV

Hillary Schieve
Mayor of Reno, NV

Gary R. McCarthy
Mayor of Schenectady, NY

Kathy M. Sheehan
Mayor of Albany, NY

Thomas M. Roach
Mayor of White Plains, NY

Waylyn Hobbs Jr.
Mayor of Hempstead, NY

Shawyn Patterson-Howard
Mayor of Mount Vernon, NY

Malik Evans
Mayor of Rochester, NY

Kimberly Ecklund
Mayor of Jamestown, NY

Ben Walsh
Mayor of Syracuse, NY

Sharetta Smith
Mayor of Lima, OH

Justin Bibb
Mayor of Cleveland, OH

Kahlil Seren
Mayor of Cleveland Heights, OH

Joe Begeny
Mayor of Reynoldsburg, OH

Kim Thomas
Mayor of Richmond Heights, OH

Aftab Pureval
Mayor of Cincinnati, OH

Jack W. Bradley
Mayor of Lorain, OH

Christina Muryn
Mayor of Findlay, OH

Kevin Brubaker
Mayor of Elyria, OH

Wade Kapszukiewicz
Mayor of Toledo, OH

Shammas Malik
Mayor of Akron, OH

Steve Patterson
Mayor of Athens, OH

William 'Doug' Franklin
Mayor of Warren, OH

Jamael Tito Brown
Mayor of Youngstown, OH

Meghan F. George
Mayor of Lakewood, OH

Jeffrey J. Mims Jr.
Mayor of Dayton, OH

William H. Joyce
Mayor of Stillwater, OK

Heidi Lueb
Mayor of Tigard, OR

Lacey Beaty
Mayor of Beaverton, OR

Travis Stovall
Mayor of Gresham, OR

Melanie Kebler
Mayor of Bend, OR

Keith Wilson
Mayor of Portland, OR

Matt Tuerk
Mayor of Allentown, PA

Paige G. Cognetti
Mayor of Scranton, PA

Danene Sorace
Mayor of Lancaster, PA

Ed Gainey
Mayor of Pittsburgh, PA

Cherelle L. Parker
Mayor of Philadelphia, PA

Lornna J. Soto
Mayor of Canovanas, PR

Maria Rivera
Mayor of Central Falls, RI

Brett P. Smiley
Mayor of Providence, RI

Daniel Rickenmann
Mayor of Columbia, SC

Indya Kincannon
Mayor of Knoxville, TN

Freddie O'Connell
Mayor of Nashville, TN

Tim Kelly
Mayor of Chattanooga, TN

Jim Ross
Mayor of Arlington, TX

Ron Nirenberg
Mayor of San Antonio, TX

Mattie Parker
Mayor of Fort Worth, TX

Kirk Watson
Mayor of Austin, TX

Christopher Harvey
Mayor of Manor, TX

John Muns
Mayor of Plano, TX

Paulette M. Guajardo
Mayor of Corpus Christi, TX

John Whitmire
Mayor of Houston, TX

Thurman 'Bill' Bartie
Mayor of Port Arthur, TX

Erin J. Mendenhall
Mayor of Salt Lake City, UT

Michelle Davis-Younger
Mayor of Manassas, VA

Phillip Jones
Mayor of Newport News, VA

Nancy Backus
Mayor of Auburn, WA

Mary Lou Pauly
Mayor of Issaquah, WA

Angela Birney
Mayor of Redmond, WA

Cassie Franklin
Mayor of Everett, WA

Victoria Woodards
Mayor of Tacoma, WA

Dontae Payne
Mayor of Olympia, WA

Bruce Harrell
Mayor of Seattle, WA

Lisa Brown
Mayor of Spokane, WA

Eric Genrich
Mayor of Green Bay, WI

Satya Rhodes-Conway
Mayor of Madison, WI

Ryan Sorenson
Mayor of Sheboygan, WI

Cory Mason
Mayor of Racine, WI

Cavalier Johnson
Mayor of Milwaukee, WI

cc: The United States House of Representatives and United States Senate

25-396 Agenda Date: 4/8/2025

REPORT TO STADIUM AUTHORITY BOARD

SUBJECT
Action on Stadium Authority Bills and Claims for the Month of February 2025

BOARD PILLARS
Enhance Community Engagement and Transparency
Ensure Compliance with Measure J and Manage Levi's Stadium

BACKGROUND
Disbursements made by the Stadium Authority are based on invoices submitted for payment. Prior to payment, staff reviews all disbursement documents to ensure that the invoiced goods or services have been provided.

The Bills and Claims listing represents the cash disbursements required of normal and usual operations during February 2025. Budget control is set by the Stadium Authority Board through the budget adoption process.

DISCUSSION
At its March 12, 2024 meeting, the Stadium Authority Board adopted the Santa Clara Stadium Authority Fiscal Year 2024-25 Operating, Debt Service, and Capital Budget which runs from April 1, 2024 to March 31, 2025. Significant expenditures (greater than $5,000) paid in February 2025 include:

- Payments totaling $336,988.73 to the City of Santa Clara for the following:
  - $228,895.53 for reimbursement of General and Administrative (G&A) City payroll costs (e.g., Executive Director's Office (City Manager's Office), Stadium Authority Counsel's Office (City Attorney's Office), and Treasurer's Office (Finance Department))
  - $108,093.20 for Senior/Youth Fees for NFL Games 8-10 and Year-End True-Up
- Payment totaling $1,415,444.32 to Forty Niners Stadium Management Company, LLC for February 2025 Stadium Manager Expenses, inclusive of Shared Stadium Expenses
- Payment totaling $5,344.70 to InTWO, Inc for Financial Management System Monthly Services (January 2025)
- Payment totaling $55,819.15 to O.C. McDonald Co., Inc. for Capital Expenditure (CapEx) Project - Plumbing (Boilers)

Names of law firms have been redacted from the Bills and Claims report. The Supreme Court of California in Los Angeles County Board of Supervisors v. Superior Court, (2016) 2 Cal.5th 282, held that invoices specifying the amounts billed by a law firm to a client fall within the scope of attorney-client privilege while the matters are active. In accordance with the Supreme Court's ruling, the names of law firms retained by the Stadium Authority, and the specific amounts billed by each, have

been redacted from the public report to maintain the confidentiality of billing records for specific legal services. The aggregate amount spent on legal services in the subject time period has been provided.

ENVIRONMENTAL REVIEW
The action being considered does not constitute a “project” within the meaning of the California Environmental Quality Act (“CEQA”) pursuant to section 15378(b)(4) of Title 14 of the California Code of Regulations in that it is a fiscal activity that does not involve any commitment to any specific project which may result in a potential significant impact on the environment.

FISCAL IMPACT
The fiscal impact to the Stadium Authority is $1,820,939.08

COORDINATION
This report has been coordinated with the Executive Director and Stadium Authority Counsel’s Office.

PUBLIC CONTACT
Public contact was made by posting the Council agenda on the City’s official-notice bulletin board outside City Hall Council Chambers. A complete agenda packet is available on the City’s website and in the City Clerk’s Office at least 72 hours prior to a Regular Meeting and 24 hours prior to a Special Meeting. A hard copy of any agenda report may be requested by contacting the City Clerk’s Office at (408) 615-2220, email clerk@santaclaraca.gov or at the public information desk at any City of Santa Clara public library.

RECOMMENDATION
Approve the list of Stadium Authority Bills and Claims for February 2025.

Reviewed by: Kenn Lee, Treasurer
Approved by: Jovan D. Grogan, Executive Director

ATTACHMENTS
1. February 2025 SCSA Bills and Claims

Santa Clara Stadium Authority

Bills and Claims
Expenses Paid by Wire or ACH Transfer
For the Month of February 2025

Payment Date	Vendor	Invoice No.	Description	Fund		Amount
2/21/2025	Armanino Solutions LLC	CINV-1437874	Financial Management System - Annual Subscription for GP (2025)	Operating		$ 2,850.00
2/3/2025	City of Santa Clara	N/A	B2426 SCSA Payroll Costs	Operating	99,877.52	
2/4/2025	City of Santa Clara	N/A	B2501 SCSA Payroll Costs	Operating	25,069.14	
2/12/2025	City of Santa Clara	N/A	Senior/Youth Fees for NFL Games 8-10 and Year-End True-Up	Operating	108,093.20	
2/18/2025	City of Santa Clara	N/A	B2502 SCSA Payroll Costs	Operating	103,948.87	
						336,988.73
2/3/2025	Forty Niners Stadium Management Co, LLC	SLS-24857	February 2025 Stadium Manager Expenses - Security	Operating	133,473.00	
2/3/2025	Forty Niners Stadium Management Co, LLC	SLS-24857	February 2025 Stadium Manager Expenses - Stadium Ops	Operating	281,995.00	
2/3/2025	Forty Niners Stadium Management Co, LLC	SLS-24857	February 2025 Stadium Manager Expenses - Engineering	Operating	327,933.00	
2/3/2025	Forty Niners Stadium Management Co, LLC	SLS-24857	February 2025 Stadium Manager Expenses - Guest Services	Operating	51,714.00	
2/3/2025	Forty Niners Stadium Management Co, LLC	SLS-24857	February 2025 Stadium Manager Expenses - Groundskeeping	Operating	26,374.00	
2/3/2025	Forty Niners Stadium Management Co, LLC	SLS-24857	February 2025 Stadium Manager Expenses - SBL Sales & Service	Operating	203,970.46	
2/3/2025	Forty Niners Stadium Management Co, LLC	SLS-24857	February 2025 Stadium Manager Expenses - Insurance	Operating	77,318.31	
2/3/2025	Forty Niners Stadium Management Co, LLC	SLS-24857	February 2025 Stadium Manager Expenses - Utilities	Operating	247,980.35	
2/3/2025	Forty Niners Stadium Management Co, LLC	SLS-24857	February 2025 Stadium Manager Expenses - StadCo Tenant Improvements	Operating	2,371.45	
2/3/2025	Forty Niners Stadium Management Co, LLC	SLS-24857	February 2025 Stadium Manager Expenses - Other G&A	Operating	62,314.75	
						1,415,444.32
2/18/2025	JPMorgan Chase Bank, N.A.	N/A	Bank Fees	Operating		12.18
2/11/2025	InTWO, Inc.	43916-US	Financial Management System Monthly Services (January 2025)	Operating	369.80	
2/11/2025	InTWO, Inc.	43917-US	Financial Management System Monthly Services (January 2025)	Operating	4,974.90	
						5,344.70
2/18/2025	O.C. McDonald Co., Inc.	Application 1	CapEx Project - Plumbing - Plumbing (Boilers)	CapEx		55,819.15
2/7/2025	[redacted]	183787	Legal Services (December 2024)	Operating		720.00
2/7/2025	Wilson, Ihrig & Associates, Inc.	22162N14	Stadium Noise Monitoring Services (November 2024)	Operating	1,880.00	
2/7/2025	Wilson, Ihrig & Associates, Inc.	22162N15	Stadium Noise Monitoring Services (December 2024)	Operating	1,880.00	
						3,760.00
			February 2025 Total			**$ 1,820,939.08**

25-354 Agenda Date: 4/8/2025

REPORT TO COUNCIL

SUBJECT
Public Hearing: Opportunity for Public Comment on the First Version of the DRAFT 2025-2030 Consolidated Plan & FY 25/26 Annual Action Plan for the Use of Federal Housing and Urban Development (HUD) Grant Funds

BACKGROUND
The City of Santa Clara receives entitlement funding from two federal programs administered by the United States Department of Housing and Urban Development (HUD): Community Development Block Grant (CDBG) and Home Investment Partnerships Act (HOME). The purpose of these two programs is to benefit persons of low and moderate incomes by providing decent, affordable housing, public services, and community development.

The City of Santa Clara is an entitlement jurisdiction, which means that HUD awards CDBG and HOME funds every year to be spent locally. The City does not compete for these funds, and the amount awarded each year is based on a population-based formula and the federal budget. This report covers both the five-year 2025-2030 Consolidated plan as well as the FY 25/26 Annual Action Plan, as these are bundled together due to the same time frame for HUD submission. The purpose of this report is to provide public input on the programs and funding for both plans.

Entitlement jurisdictions are required by HUD to develop a Five-Year Consolidated Plan (Consolidated Plan) that identifies goals and needs within the community that could be addressed using annual HUD funding allocations. The Consolidated Plan is a five-year planning document that covers the period of fiscal year 2025-2026 through fiscal year 2029-2030. The City of Santa Clara worked collaboratively with the County of Santa Clara and other entitlement jurisdictions in the County to identify and prioritize housing-related needs across the region, and strategies to meet those needs through the Consolidated Plan.

The City is also required each year to prepare an Annual Action Plan (AAP) to document how the City will use HUD funding consistent with the goals and needs identified in the current Consolidated Plan. Preparation of both plans must allow for public input through two public hearings: one during the drafting phase and one to present the final version prior to submission to HUD for approval. The April 8, 2025 City Council hearing is serving as the first public hearing for the proposed 2025-2030 Consolidated Plan and for the proposed FY 25/26 AAP and the May 13, 2025 City Council meeting will serve as the second hearing.

DISCUSSION
The City Council is being asked to take public input on both the Consolidated Plan and AAP documents and to provide direction to staff on any modifications that should be made to either plan before returning to the City Council for their final adoption. The final action on both is scheduled for

the May 13, 2025 City Council meeting. Once the City Council approves the plans, staff will submit them to HUD for review and approval. Once HUD provides approval and clearance of funds, the City will then work with subrecipients to provide services. In addition to the $1.7 million of HUD funding, the Community Development Department (CDD) anticipates using $565,156 of appropriations in its annual operating budget for Public Service Activities, Capital Improvement Projects, and Affordable Housing Activities. These appropriations will be brought forward for City Council approval, as part of the FY 2025/26 and FY 2026/27 biennial operating budget adoption.

Consolidated Plan

The proposed 2025-2030 Consolidated Plan was prepared through a regional collaborative effort undertaken by the County of Santa Clara. The County hired a consultant, Root Policy Research, to conduct a community engagement process to identify needs, priorities, goals, strategies, and activities for future housing and community development activities, which the County should collectively address over the five-year Consolidated Plan period. Engagement activities included a Consolidated Plan website, www.letstalkhousingscc.org <http://www.letstalkhousingscc.org>, public outreach, community survey, two virtual regional workshops, three focus groups with stakeholders, and “pop-up” outreach events. The results of this combined effort were analyzed to identify goals and needs within the community that could be addressed by each participating jurisdiction using their annual HUD allocations of CDBG and HOME funds. The full draft Consolidated Plan and Annual Action Plan are included as Attachment 1.

Consolidated Plan Goals as identified through the collaborative outreach process:

Goal	Description
Affordable Housing	Assist in the creation and preservation of affordable housing for low income and special needs households through continuation of the Neighborhood and Community Improvement Program (NCIP), Rehabilitation, and/or development of rental units occupied by low-income tenants, and tenant-based rental assistance (TBRA) rental subsidies.
Homelessness	Support activities, consistent with Continuum of Care strategies, to prevent and end homelessness. This could include building affordable housing for people who are homeless or at risk of homelessness as well as the provision of support services.
Public Services	Support activities that provide basic needs to lower-income households and special needs populations. Services would be provided to low-income households, elderly individuals, homeless persons, people with disabilities, and victims of domestic violence.
Fair Housing	Promote fair housing choice, through the following activities: fair housing education, fair housing testing, housing assistance hotline, and landlord/tenant mediation.
Public Facility	Public Facility Improvements can include but are not limited to Improvements repairing sidewalks for accessibility, traffic calming measures, and or improvements to public facilities.

Administration Provide management, planning and implementation of the City's CDBG & HOME programs as well as monitoring of public service and housing projects.

The Consolidated Plan also identifies Goal Outcome Indicators to evaluate the performance of Annual Action Plan activities.

Table 1: Consolidated Plan Goal Outcome Indicators:

Goals Summary for 5-Year Consolidated Plan Cycle				
Goal Name	**Category**	**Needs Addressed**	**Estimated Funding For 5-Year Cycle**	**Goal Outcome Indicator**
Affordable Housing	Affordable Housing	Affordable Housing	CDBG: $2,550,000 HOME: $250,000 HOME: $2,992,500	Homeowner housing rehabilitation **200 households** Rental Units rehabilitated **2** TBRA **125 Households**
Homelessness	Homeless	Homelessness	CDBG: $150,000	Homelessness Prevention: **150 people**
Public Services	Non-Homeless Special Needs	Public Services	CDBG: $900,000	Public Service Activities Other than Low/Mod. Income Housing Benefit: **2,000 households**
Fair Housing	Non-Homeless Special Needs	Fair Housing	HOME: $125,000	Public Service Activities Other than Low/Mod. Income Housing Benefit **150 households**
Public Facilities	Non-Housing Community Development	Public Facilities	CDBG: $600,000	Public Facility or Infrastructure Activities other than Low/ Mod. Income Housing Benefit: **1000 people**
Administration & Planning	Admin & Planning	N/A	CDBG: $1,050,000 HOME: $207,500	N/A

Annual Action Plan (AAP)

The FY 25/26 AAP is a one-year Plan that directs how the HUD funds will be spent on projects and activities to address Goals identified in the Consolidated Plan. The following table details the City's Expected Resources and the projects/activities for the FY 25/26.

Table 2: Expected Resources

Source	Uses of Funds	2025-2026 Expected Resources Priority Table				Narrative Description
		Annual Allocation $	Program Income $	Prior Year Resource $	Total: $	
CDBG	Acquisition Housing Rehabilitation Public Improvements Public Services Administration and Planning	$930,000	$120,000	$0	$1,050,000	CDBG funds may be used for: 1) Land acquisition for affordable housing; 2) NCIP program and Minor Home Repair Program; 3) Public infrastructure improvements and other public facility improvements; 4) Capital Improvements to Affordable Housing; 5) Public services; 6) Administration and planning.
HOME	CHDO and regular HOME rental projects, such as property acquisition, new const., and/or rehabilitation Acquisition Tenant Based Rental Assistance Admin. and Planning for HOME programs and activities. Fair Housing Services	$335,000	$10,000	$320,000	$665,000	HOME funds may be used for: 1) TBRA 2) Rental Development and/or rehab 3) Fair Housing Services 4) Admin. & Planning. City expects approx.$100,000 of PI from PY24/25 which is part of the Prior Year Resources amount. The City estimates approx. $100,000 of PI in PY25/26. $10,000 of which will be drawn in PY25/26 for administration and planning. The remaining $90,000 will be programmed in PY26/27. If PI exceeds $100,000, City will continue using 10% for admin.

Note: Numbers in tables are subject to change between DRAFT and FINAL versions.

As part of the AAP, the City identifies a proposed distribution of CDBG funds to Public Service Agencies (PSAs). PSAs are local non-profits that provide services within the community, which are eligible to receive CDBG funding. The City allows PSAs to apply for funding on a two or three-year cycle. HUD restricts the amount of funds that can be set aside for Public Service Activities. Of the estimated $1,050,000 in FY 2025-2026 CDBG funds, $180,000 is the maximum the City can spend on public service activities due to HUD's 15% public service cap. Following City Council direction, for efficiency purposes, the minimum amount of funding for each Public Service Agency is $30,000. Based upon the applications received for the current cycle, staff recommends the following distribution of funds. The applicants are ranked from high to low in the table below based on their scoring in the Notice of Funding Availability.

Please note that Next Door Solutions, a public agency that provides services to domestic violence survivors, will continue to be funded with HOME-ARP funding in the amount of $30,000 per year. HOME-ARP funds are managed through a separate plan and not included in the Consolidated Plan or AAP.

Table 3: Proposed CDBG Funding for Public Service Activities

Public Service Agency	Funding Requested	Proposed Funding	# served	Funding Source
Loaves & Fishes - Meals on Wheels	$ 40,000	$ 30,000	30	CDBG
Senior Adult Legal Assistance (SALA) -Legal Assistance	$ 33,000	$ 30,000	80	CDBG
Bill Wilson - Counseling & Family Therapy	$ 35,000	$ 30,000	120	CDBG
Silicon Valley Independent Living Center - Housing for persons with Disabilities	$ 35,145	$ 30,000	70	CDBG
Heart of the Valley - Support & Transportation Services	$ 60,000	$ 30,000	144	CDBG
Hope Services - Educational Services	$ 34,760	$ 30,000	11	CDBG
Total:	**$ 237,905**	**$ 180,000**	**455**	

The AAP process is also used to appropriate other categories of funding to Public Service Agencies (PSAs). Based on prior year funding, and as shown in the two tables below, staff will allocate $565,156 from the General Fund, City Affordable Housing Fund (CAHF), and City Housing Successor Fund (CHSF) as part of CDD's annual operating budget (subject to City Council approval). Staff also recommends allocating $1,022,197 in the FY 25/26 Annual Action Plan for CDBG Capital Improvements Projects and HOME Affordable Housing Activities.

Table 4: Proposed Local Funding for other Public Services

Other Agencies Recommended for Funding	Funding Requested	Proposed Funding	# served	Funding Source
Project Sentinel - Landlord/Tenant Mediation Services	$ 74,388	$ 69,159	200	GF
Catholic Charities Long-Term Care Ombudsman	$ 30,000	$ 15,300	240	GF
United Way 211 Services	$ 5,000	$ 5,000	500	GF
ABODE - Case Management Services for TBRA participants	$ 300,697	$ 300,697	N/A	CAHF/CHSF
County Intensive Case Management	$ 125,000	$ 125,000	20	CAHF/CHSF
County Homeless Prevention Program	$ 50,000	$ 50,000	20	CAHF
Total	**$ 585,085**	**$ 565,156**	**980**	

Table 5: Proposed HUD funding for Capital Improvements and Affordable Housing

Other Agencies Recommended for HUD Funding	Funding Requested	Proposed Funding	# served	Funding Source
Rebuilding Together Silicon Valley - Minor Home Repair Program	$ 209,000	$ 200,000	15	CDBG
Neighborhood Conservation & Improvement Program	N/A	$ 400,000	10	CDBG
Project Sentinel - Fair Housing Services	$ 35,000	$ 22,197	15	HOME
ABODE - Tenant Based Rental Assistance HOME	$ 400,000	$ 400,000	15	HOME
Total	**$ 644,000**	**$ 1,022,197**	**55**	

Attachment 2 ("Annual Action Plan Breakdown-HUD Funds") provides a more detailed breakdown of the City's FY 25/26 HUD Expected Resources.

PSA submissions were ranked based on whether the proposed activity was deemed a high priority and consistent with the objectives and priorities of the Consolidated Plan, an organization's demonstrated managerial and financial capability to receive and expend grant funds, if the majority of beneficiaries to be served were extremely low and low income, the amount of funds leveraged and the agency's history of drawing funds down. Other considerations were years of service, the number of people served versus the amount of funds granted, and whether other agencies provide similar services.

FUNDING CONTINGENCIES
The Federal Budget for the upcoming year is uncertain, and there is a reasonable chance that the City may receive less federal funding than recent years. Staff have included the following contingency language on pages 154 & 155 of the DRAFT Annual Action Plan, (Attachment 1):

> If CDBG funding is less than expected: If the City receives less CDBG Entitlement funding than expected, the Public Service and Administration Caps will be recalculated and amounts adjusted. If the calculation results in a Public Service Cap of less than $180,000, the City will need to reduce its number of Public Service Agencies funded to come under the cap. Further, the amount allocated to the Minor Repair Program may need to be reduced.
>
> If HOME funding is less than expected: If the City receives less HOME Entitlement funding than expected, the CHDO set-aside amounts and the Administration amounts will be recalculated. The TBRA program will then be reduced in funding.

Staff is asking City Council to consider staff's recommendations, provide input on the contingency language to prioritize public service activities to fund, take any public comment received and then, based on such input and other Council considerations, direct staff to proceed to finalize the plans consistent with staff's recommendations, or to make any necessary changes or adjustments as provided by City Council. Approved agencies will enter into one-year contracts with the option to renew for a second and third year subject to Federal appropriations.

ENVIRONMENTAL REVIEW
The action being considered does not constitute a "project" within the meaning of the California Environmental Quality Act ("CEQA") pursuant to CEQA Guidelines section 15378(b)(5) in that it is a governmental organizational or administrative activity that will not result in direct or indirect changes in the environment.

FISCAL IMPACT
The estimated resources from HUD for FY 25/26 are $1,050,000 in CDBG funds and $665,000 in HOME funds. Additionally, subject to City Council approval as part of the FY 25/26 and FY 26/27 biennial operating budget adoption, the Community Development Department has appropriations of $89,459 in the General Fund, $225,697 in the City Affordable Housing Fund, and $250,000 in the City Housing Successor Fund. These appropriations, in conjunction with the estimated new entitlement funds, would be used to support the goals set forth in the City's Consolidated Plan.

Actions to recognize and appropriate the CDBG and HOME FY 25/26 federal entitlement funds will be brought forward as part of the FY 2025/26 and FY 2026/27 Biennial Operating Budget process.

COORDINATION
This report has been coordinated with the Finance Department and City Attorney's Office.

PUBLIC CONTACT
Public contact was made by posting the Council agenda on the City's official notice bulletin board outside City Hall Council Chambers. A complete agenda packet is available on the City's website and in the City Clerk's Office at least 72 hours prior to a Regular Meeting and 24 hours prior to a Special Meeting. A hard copy of any agenda report may be requested by contacting the City Clerk's Office at

(408) 615-2220, email clerk@santaclaraca.gov.

Preparation of the Consolidated Plan follows a procedure determined by HUD and has included two public hearings to identify community needs and objectives, and to review priorities for the City's HUD funding allocations. The first public hearing being held now, the April 8, 2025 Council Meeting, and the second will be held at the May 13, 2025 City Council meeting. Comments made at the two public hearings will be noted in the final Consolidated Plan.

The Consolidated Plan will also be made available for public review and comment for a 30-day period from April 11 thru May 13, 2025. Noticing of the 30-day public comment period was published on March 5, 2025 in The Santa Clara Weekly. Noticing will also be e-blasted to community stakeholders. The Consolidated Plan was also made available on the City's website, and at public locations including the City Clerk's Office, the Housing and Community Services Division, and City libraries. Notification of the availability of the AAP was also emailed to interested parties which include local nonprofit agencies.

RECOMMENDATION

1. Note and File Public Comment on the 2025-2030 DRAFT Consolidated Plan and FY 25/26 Draft Annual Action Plan for U.S. Department of Housing and Urban Development Funds.
2. Approve the DRAFT 2025-2030 Consolidated Plan and FY 25/26 Draft Annual Action Plan, and direct staff to summarize all public comments into the Final versions to be presented to City Council on May 13, 2025 prior to submitting to HUD by May 16, 2025.

Reviewed by: Afshan Hamid, Director of Community Development
Approved by: Jōvan D. Grogan, City Manager

ATTACHMENTS

1. 2025-2030 DRAFT Consolidated Plan and FY 25/26 DRAFT Annual Action Plan
2. FY 25/26 Annual Action Plan Breakdown - HUD Funds

City of Santa Clara
The Center of What's Possible

Housing & Community Services Division
1500 Warburton Avenue,
Santa Clara, CA 95050
(408) 615-2490

2025-2030 Consolidated Plan & 2025-2026 Annual Action Plan

Prepared by:

City of Santa Clara
Housing and Community Services Division
Community Development Department
1500 Warburton Ave,
Santa Clara, CA 95050
(408) 615-2490

Submission Date to HUD: May 15, 2025

Contents

ES-05 Executive Summary – 24 CFR 91.200(c), 91.220(b) 3

PR-05 Executive Summary – 24 CFR 91.200(b) 11

PR-10 Consultation – 24 CFR 91.100, 91.200 (b), 91.215 (I), 91.300 (b), 91.315 (I) 12

PR-15 Citizen Participation – 24 CFR 91.105, 91.115, 91.200 (c), 91.215 (I) 27

NA-05 Overview 30

NA-10 Housing Needs Assessment – 24 CFR 91.205 (a,b,c), 91.305 (a,b,c), 91.405 32

NA-15 Disproportionately Greater Need: Housing Problems – 91.205 (b)(2) 43

NA-20 Disproportionately Greater Need: Severe Problems – 91.205 (b)(2) 45

NA-25 Disproportionately Greater Need: Housing Cost Burdens – 91.205 (b)(2) 47

NA-30 Disproportionately Greater Need: Discussion – 91.205 (b)(2) 48

NA-35 Public Housing – 91.205 (b) 50

NA-40 Homeless Needs Assessment – 91.205 (c) 54

NA-45 Non-Homeless Special Needs Assessment – 91.205 (c) 64

NA-50 Non-Housing Community Development Needs – 91.215 (f) 67

MA-50 Overview 72

MA-10 Number of Housing Units – 91.210 (a) (b)(2) 76

MA-15 Housing Market Analysis: Cost of Housing – 91.210 (a) 81

MA-20 Housing Market Analysis: Condition of Housing – 91.210 (a) 84

MA-25 Public and Assisted Housing – 91.210 (b) 87

MA-30 Homeless Facilities and Services – 91.210 (c) 89

MA-35 Special Needs Facilities and Services – 91.210 (d) 94

MA-40 Barriers to Affordable Housing – 91.210 (e) 99

MA-45 Non- Housing Community Development Assets – 91.215 (f) 101

MA-50 Needs and Market Analysis Discussion – 91.215 (f) 110

MA-60 Broadband Needs - 91.210(a)(4), 91.310(a)(2)..... 111

MA-65 Hazard Mitigation - 91.210(a)(5), 91.310(a)(3)..... 112

SP-05 Overview 116

SP-10 Geographic Priorities – 91.215 (a)(1) 117

SP-25 Priority Needs – 91.215 (a)(2) 118

SP-30 Influence of Market Conditions – 91.215 (b)..... 120

SP-35 Anticipated Resources – 91.215 (a)(4), 91.220 (c)(1,2) 121

SP-40 Institutional Delivery Structure – 91.215 (k) 124

SP-45 Goals Summary – 91.215 (k)..... 133

SP-50 Public Housing Accessibility and Involvement – 91.215 (c)..... 135

SP-55 Barriers to Affordable Housing – 91.215 (h)..... 136

SP-60 Homeless Strategy – 91.215 (d)..... 139

SP-65 Lead Based Paint (LBP) Hazards – 91.215 (i)..... 146

SP-70 Anti-Poverty Strategy – 91.215 (j) 147

SP-80 Monitoring – 91.230..... 148

Community Engagement Summary – Appendix A..... 1

City of Santa Clara Community Needs Survey Summary – Appendix B..... 1

Public Comment – Appendix C 1

Annual Action Plan..... 153

ES-05 Executive Summary – 24 CFR 91.200(c), 91.220(b)

The City of Santa Clara annually receives Community Development Block Grant Funds (CDBG) and HOME Investment Partnership Program Funds (HOME) from the federal Department of Housing and Urban Development (HUD). As an "entitlement jurisdiction" receiving these block grant funds, the City is required to prepare a Consolidated Plan every five years, which identifies the City's priority housing and community development needs and goals.

The Consolidated Plan was developed through analysis of current housing market data; an assessment of the housing and supportive service needs of low and moderate income populations; stakeholder and resident consultations through focus groups and community meetings; and a resident survey. The City collaborated with Santa Clara County and other local governments receiving HUD block grants ("entitlement jurisdictions") in the development of this 2025-29 Consolidated Plan.

This group of jurisdictions, referred to within this document as the "Santa Clara County Entitlement Jurisdictions" or simply "Entitlement Jurisdictions," includes:

- City of Mountain View
- City of Cupertino
- City of Gilroy
- City of Milpitas
- City of Palo Alto
- City of Sunnyvale
- City of San José
- City of Santa Clara
- Santa Clara Urban County

The Consolidated Plan is implemented through the City's Annual Action Plans ("Annual Action Plan"), which identifies how annual funding allocations are invested to achieve the City's priorities and goals. Progress in advancing these goals is also evaluated annually in the City's Consolidated Annual Performance Evaluation Report (CAPER).

How to Read this Consolidated Plan

The Consolidated Plan, as required by HUD has five main sections and associated sub-sections. Each section of the Consolidated Plan has a HUD required alphanumeric identifier, for example ES-# (Executive Summary), PR-# (Process), NA-# (Needs Assessment), MA-# (Housing Market Analysis), and SP-# (Strategic Plan). These sections are followed by the first year Action Plan (AP-#).

The entire plan follows the format prescribed by HUD, with bold lettering denoting the HUD prescribed topic areas and questions. Sections include:

1. Executive Summary (ES)—a brief summary of the primary housing and community development needs identified in the Consolidated Plan; an evaluation of past performance of funds; and an overview of the community engagement activities that informed the plan.

2. Process (PR)—a description of the stakeholder consultation and resident engagement that informed the priority housing and community development needs. Detailed engagement findings are presented

in a Consolidated Plan appendix.

3. Needs Assessment (NA)— assesses the needs of households at-risk of or experiencing homelessness, low to moderate income families and individuals, elderly residents, victims of domestic violence, persons living with HIV/AIDS, and persons with disabilities.

4. Housing Market Analysis (MA)— provides an overview of the housing market; identifies which households face challenges finding affordable housing; and assesses the business climate and economic development needs.

5. Strategic Plan (SP)— provides five-year priority needs and Goals which will guide investments over the Consolidated Planning period.

6. Annual Action Plan—specifies how the jurisdiction plans to allocate its HUD block grants during the program year.

1. Introduction

---

[1] HUD. Home Reinvestments Partnership Program. https://www.hud.gov/program_offices/comm_planning/affordablehousing/programs/home/

[2] HUD. CPD Consolidated Plans, Annual Action Plans, and CAPERs. https://www.hudexchange.info/programs/consolidated-plan/con-plans-aaps-capers/

The City of Santa Clara is a small Bay Area city and is part of the booming high-tech area known as Silicon Valley. With a population of approximately 130,000, it is densely populated at only 18.4 square miles. In addition to large technology companies such as Intel, the City is also home to Great America amusement park, Santa Clara University, Mission Santa Clara de Asis (one of 21 California missions), and Levi Stadium, home to the San Francisco 49ers.

It is a region of high socio-economic stratification, containing many of the wealthiest households in the nation; however, of the 48,601 households in the City, 23% (7,745 renters and 3,205 owners) experience some level of housing cost burden across all income groups (i.e., paying more than 30% of their gross income towards housing costs, some paying more than 50%). Between 2010 and 2023, the median household income more than doubled (104%) from $85,294 to $173,670 while the median property value grew by 137% to $1,527,900 and median rent by 109% to $2,837 both of which outpaced income growth during this timeframe with home value increases being particularly extreme. This increase coupled with high interest rates, and inflationary pressure on everyday necessities including food and energy, exacerbates the lack of affordability and likelihood of experiencing cost burden for households in the City of Santa Clara.

These statistics highlight a widening gap between the highest earners and the middle and lower income population within the region. Many lower income residents struggle with severe housing costs driven by a tight and competitive housing market that caters to the demands of the highest earning households, driving up the cost of for-sale and rental housing units. In order to maintain housing affordability and meet the needs of a diverse and growing population, the jurisdictions within the County must work to preserve and expand the supply of housing for all income levels. This will be critical to maintaining the wellbeing and economic prosperity of the region. Stakeholders throughout the community engagement efforts for this plan emphasized the negative impact of unaffordable housing on staffing for critical roles in communities across the counties.

The City anticipates an allocation of approximately $5,000,000 in CDBG Entitlement & Program Income funds and $1,750,000 in HOME Entitlement & Program Income funds in the 2025-2030 Consolidated Plan period based on the 2024 allocations provided by HUD.

Housing and community development funds provided by the U.S. Department of Housing and Urban Development (HUD) are meant to address the needs of low and moderate income households in the City. The City of Santa Clara as defined by HUD, is an "entitlement" community, because it receives annual funding through the Community Development Block Grant (CDBG) and HOME Investment Partnerships (HOME) programs directly from HUD. The City invests these funds in housing and community development-related activities to support lower-income individuals and households and/or those with special needs.

CDBG funding helps jurisdictions address their community development needs to support neighborhood revitalization, economic development, and improved housing opportunities and community services. Specifically, entitlement community grantees are eligible to use CDBG funds for the provision of public services, public facility and infrastructure projects (Capital Improvement Projects), housing rehabilitation, energy efficiency improvements, and job creation and retention activities.[1] These eligible activities are principally focused on addressing the needs of the HUD defined low- and moderate-income ("LMI")

[1] The U.S. Department of Housing and Urban Development. "CDBG Entitlement Program Eligibility Requirements." https://www.hudexchange.info/programs/cdbg-entitlement/cdbg-entitlement-program-eligibility-requirements/

households in the community. LMI are households are those whose income do not exceed 80% of the area median family income (AMI), with adjustments for household size and eligible census block groups are typically those where 51% of households are LMI. HUD allows exceptions to the 51% requirement in higher income jurisdictions that do not have a sufficient number of census block groups meeting this threshold. Per HUD, Santa Clara City is an exception grantee and therefore has a lower census block group eligibility threshold of 36.96% LMI for CDBG activities as of 2024 based on 2020 American Community Survey data.

HOME funding is intended to be used for various housing-related programs and activities that address the housing needs of low- and very low-income households. Typically, HOME funds are used to address the housing needs through the preservation or creation of affordable housing. Eligible activities also include tenant-based rental assistance and financial assistance to homebuyers.[2]

Federal funds provided through HUD's CDBG program are intended to primarily focus on activities that will benefit LMI households whose incomes do not exceed 80% of the area median family income (AMI), with adjustments for household size. HUD defines LMI households to include the following three income tiers below:

- Extremely Low-Income: households earning 30% or less than the AMI
- Very Low-Income: households earning 50% or less than the AMI
- Low-Income: households earning 80% or less than the AMI

Moderate-income households, although not labeled in the HUD defined income tiers above, are included within the tier 'Low-Income'. HUD defines Moderate Income as a household/family whose income is equal to or less than 80% of AMI but greater than Section 8 Very Low Income (50% of AMI) established by HUD.

Within the City of Santa Clara, 15,570 or 35% of households are defined as low income, with the following breakdown:

- 13% (5,725 households) are extremely low income;
- 10% (4,430 households) are very low income; and
- 12% (5,415 households) are low income

[3]Consolidated Planning/CHAS data: https://www.huduser.gov/portal/datasets/cp.html

[4]DATA USA: https://datausa.io/profile/geo/santa-clara-ca

[2] The U.S. Department of Housing and Urban Development. "The HOME Program: Home Investment Partnerships." https://www.hud.gov/hudprograms/home-program

2. Summary of the objectives and outcomes identified in Plan

The objective of the Consolidated Plan is to gather information from the community and all partners, as well as demographic and economic data to analyze needs and gaps related to affordable housing, homelessness, programs specific to special needs population, and community development. This information is used to make data-driven decisions to establish community priorities, goals and strategies based on current conditions, expected funds, and local capacity. Through data collection, outreach, and analysis presented in this plan, a clear outline of the priority needs within the City is formed, along with the projects and facilities that are most likely to aid in the development of the City's Consolidated Plan. Priority needs identified in this Consolidated Plan include:

1. Housing: Increasing the supply and condition of affordable housing.
2. Homelessness: Stabilizing persons at-risk of and experiencing homelessness through housing solutions, and facilitation of supportive services including mental health and addiction recovery services.
3. Community development: Improve neighborhood safety and quality through neighborhood cleanups, street lighting and park improvements, bolster/create public space for senior activities, and food pantries.
4. Economic Development: Provide more opportunities for resident workforce development and/or build outreach campaign for existing programs, create community partnerships to address childcare access as a component of workforce participation.
5. Fair Housing: Improve navigation and case management services for residents needing housing, legal services (related to housing), and basic services documentation assistance.

The City of Santa Clara has therefore identified the following goals for the 2025-2030 Consolidated Plan through extensive data analysis and community outreach:

1. Increase the supply and condition of affordable rental housing for households with incomes ranging from 0-80% AMI.
2. Respond to homelessness and risk of homelessness through housing stabilization, supportive services, mental health services and economic resiliency programs.
3. Invest in infrastructure and public facility improvements that prioritize safety, accessibility and community building.
4. Invest in projects that increase opportunities for workforce development.
5. Address and promote fair housing choice through bolstering case management and navigation of services including legal assistance.

3. Evaluation of past performance

**Section narrative update in progress*

CDBG and HOME funds successfully contributed to several projects over the last five years. Those projects have contributed to improved housing affordability and expanded economic opportunities for low- and moderate- income households.

Affordable Housing

- *HOME and CDBG funds were used to create a loan program for homeowner rehabilitation to assist with emergency repairs and upgrades to their homes. Approximately 70 homeowners participated.*
- *HOME and local funds were used to create a Tenant Based Rental Assistance (TBRA) program to assist homeless families with deposit and rental subsidy assistance. Approximately 200 households were assisted.*
- *The inclusionary housing policy created 18 new affordable homeownership units.*
- *CDBG funding was used to replace the main sewer waste line at Liberty Tower apartments; a 100-unit complex serving the elderly and people with disabilities.*

Fair Housing

HOME funds were used to contract with Project Sentinel to provide Fair Housing services, including: tenant-based services; agency-initiated investigations; outreach activities to train housing providers and social service agencies; a Fair Housing Forum for elected and City officials throughout the County; and the creation of a multi-lingual guide on managing property for landlords who may own only a few properties. Approximately 230 households were served. Additionally, CDBG funds were used to subsidize the rehabilitation of the Project Sentinel facility, in order to provide proper delivery and expansion of services.

Homelessness

- *CDBG funding provided case management services for Next Door Solutions, a non- profits for victims of Domestic Violence (DV) living in emergency or transitional housing, totaling approximately 500 households.*
- *CDBG funds were provided to the Bill Wilson Center to provide case management services to Transitional Age Youth (TAY), including, but not limited to those exiting foster care, and victims of human trafficking. Approximately 1,300 persons benefitted from this activity.*
- *CDBG funds were used to provide meals and groceries through the Health Trust (Meals on Wheels) were attributed to CDBG funding.*

Public Services

Over the last five years, CDBG funds have been used to assist over 17,000 Santa Clara residents Public Service activities included Senior Services such as, transportation services, senior day care, and senior legal services. Further, Youth Services assisting runaway youth were also funded. Services assisting domestic violence survivors were also funded.

4. Summary of citizen participation process and consultation process

The City of Santa Clara coordinated closely with Santa Clara County and other entitlement jurisdictions in stakeholder consultation and resident engagement to leverage opportunities and minimize duplication.

Engagement that was done in coordination with the County included:

- A Consolidated Plan website—www.letstalkhousingscc.org—with information about the Planning process including a short video and presentation; a link to the resident survey and activities to prioritize housing and community development needs; and community resources. The website contains a translation feature for easy conversion into multiple languages.

- A community survey, available between October and December 2024, and promoted through supportive service and public agencies that work with low and moderate income residents, city social media, and the Consolidated Plan website. A summary of survey findings is below.

- Two virtual regional workshops open to all residents living in and stakeholders serving residents in the county. The workshops included a brief overview about the Planning process, simple activities to express priority needs, and in-depth discussions about needs in breakout rooms. Interpretation was available in Spanish, Vietnamese and Mandarin.

- Three focus groups with stakeholders in housing, supportive services, and community development serving residents throughout the county. After a brief presentation about the Consolidated Plan process—including information on how to circulate the survey and letstalkhousingscc.org website to clients—stakeholders participated in in-depth discussion about priority needs and solutions to needs. Attendees represented affordable housing providers. Service providers serving special needs populations, people with lived experience, legal advocates, childcare service providers, public health agencies, mental health service

providers, and others.

- One-on-one interviews with the Continuum of Care and coordination with the City of San Jose, who receives HOPWA and ESG funding and distributes that funding to the County's public service departments.

- Public Hearings:

    - First Public Hearing scheduled for April 8, 2025
    - Second Public Hearing scheduled for May 13, 2025

Summary of public comments

A summary of all comments received and city staff responses to those comments can be found in the community engagement appendix, as well as PR sections.

Summary of comments or views not accepted and the reasons for not accepting them

Not applicable. All comments were accepted.

Summary

This 2025-2030 Consolidated Plan combines resident feedback, demographic data and analysis, community stakeholder input, and consideration of city resources, goals, other relevant plans, and policies. The results of this combined effort and analysis results in this five-year Strategic Plan for the allocation of CDBG and HOME funds and activities. These funds will focus on affordable housing, community services and facilities that serve priority populations, and homelessness.

PR-05 Executive Summary – 24 CFR 91.200(b)

1. Describe agency/entity responsible for preparing the Consolidated Plan and those responsible for administration of each grant program and funding source.

The City of Santa Clara Housing and Community Services Division is the agency responsible for preparing the Consolidated Plan and administering the CDBG and HOME grants, as shown in **Table 1.**

Table 1 – Responsible Agencies

Agency Role	Name	Department/Agency
CDBG Administrator	City of Santa Clara	Housing & Community Services Division
HOME Administrator	City of Santa Clara	Housing & Community Services Division

Narrative

Lead and Responsible Agency

The City of Santa Clara (City) is the Lead and Responsible Agency for the United States Department of Housing and Urban Development (HUD) entitlement programs in Santa Clara. Housing and Community Services, a division of the Community Development Department, is responsible for administering the HUD entitlement grants, including the Community Development Block Grant (CDBG) and HOME Investment Partnerships (HOME).

Entitlement jurisdictions receive entitlement funding (i.e., non-competitive, formula funds) from HUD. By federal law, the City is required to submit a five-year Consolidated Plan and Annual Action Plan to HUD listing priorities and strategies for the use of its federal funds.

The Consolidated Plan helps local jurisdictions to assess their affordable housing and community development needs and market conditions to meet the housing and community development needs of its populations. As part of the Consolidated Plan process for 2025-2030, the City has collaborated with the County of Santa Clara (County) as the Urban County representing the Cities of Campbell, Los Altos, Los Altos Hills, Los Gatos, Monte Sereno, Morgan Hill, and Saratoga, as well as, six other entitlement jurisdictions including the Cities of Cupertino, Gilroy, Mountain View, Palo Alto, Sunnyvale, and San Jose; and the Santa Clara County Housing Authority (SCCHA) to identify and prioritize housing and community development needs across the region, and to develop strategies to meet those needs.

Consolidated Plan Public Contact Information

Adam Marcus,
Division Manager, Housing and Community Services,
amarcus@SantaClaraCA.gov
408-615-2451

Kathy Bunce,
Management Analyst
kbunce@santaclaraca.gov
408-615-2498

Website: https://www.santaclaraca.gov/our-city/departments-a-f/community-development/housing-community-services-division

PR-10 Consultation – 24 CFR 91.100, 91.200 (b), 91.215 (l), 91.300 (b), 91.315 (l)

1. Introduction

Public participation plays a central role in the development of the Consolidated Plan. The City of Santa Clara coordinated closely with Santa Clara County and other entitlement jurisdictions in stakeholder consultation and resident engagement to leverage opportunities and minimize duplication. Community outreach included the following:

- A Consolidated Plan website—www.letstalkhousingscc.org—with information about the Planning process including a short video and presentation; a link to the resident survey and activities to prioritize housing and community development needs; and community resources. The website contains a translation feature for easy conversion into multiple languages.

- A community survey, available between October and December 2024, and promoted through supportive service and public agencies that work with low and moderate income residents, city social media, and the Consolidated Plan website. A summary of survey findings is below.

- Two virtual regional workshops open to all residents living in and stakeholders serving residents in the county. The workshops included a brief overview about the Planning process, simple activities to express priority needs, and in-depth discussions about needs in breakout rooms. Interpretation was available in Spanish, Vietnamese and Mandarin.

- Three focus groups with stakeholders in housing, supportive services, and community development serving residents throughout the county. After a brief presentation about the Consolidated Plan process—including information on how to circulate the survey and letstalkhousingscc.org website to clients—stakeholders participated in in-depth discussion about priority needs and solutions to needs. Attendees represented affordable housing developers, nonprofit housing rehabilitation providers, unhoused service providers, community organizations and advocates for special needs populations, people with lived experience, legal advocates, child care service providers, and public housing staff..

- One-on-one interviews with the Continuum of Care and coordination with the City of San Jose, who receives HOPWA and ESG funding and distributes that funding to the County's public service departments.

- Art and Wine Festival Pop Up engagement for survey distribution on September 13-14, 2024.

A complete survey analysis and overview of engagement is provided in the appendix of this plan.

Engagement Promotion.

Provide a concise summary of the jurisdiction's activities to enhance coordination between public and assisted housing providers and private and governmental health, mental health and service agencies (91.215(l)).

**Section update in progress*

During the development of its Consolidated and Annual Plans and as a general practice, the City coordinated with a variety of housing, public and mental health agencies, and service providers to discuss community needs. These discussions provided an opportunity for these entities to network and learn more about their services and programs. Moreover, their collective feedback was especially valuable in gathering information and shaping priorities for this Plan as it relates to special needs populations, general health, and mental health services in the City and Santa Clara County.

Also, the City participates in the quarterly CDBG Coordinator Group meetings put on by the County. Jurisdictions throughout the region gather to discuss proposed use of federal funds for the upcoming year. The City also participates in the Regional Housing Working Group, which is a forum for entitlement and non-entitlement jurisdictions to develop coordinated responses to regional housing challenges.

Also, the Human Services Manager is the representative for the city with the Continuum of Care (CoC). The CoC meets monthly with a group of comprised of governmental agencies, homeless services and shelter providers, homeless persons, housing advocates, affordable housing developers, and various private parties, including businesses and foundations to identify gaps in homeless services, establish funding priorities, and pursue a systematic approach to addressing homelessness. The City also participates in the Community Plan Implementation Team, which includes members of the CoC and other community stakeholders and meets quarterly to evaluate progress toward, identify gaps in homeless services, establish funding priorities, and pursue an overall systematic approach to address homelessness.

Lastly, the City provides The Affordable Housing Resource Guide on its website which contains an extensive list of affordable housing facilities and housing services programs within the City and across the County. The list includes housing resources for elderly persons, persons with disabilities, persons experiencing homelessness, persons experiencing domestic violence, and other types of assistance. This is a helpful tool that health, mental health, and services agencies can use to connect their clients with housing resources.

Describe coordination with the Continuum of Care and efforts to address the needs of homeless persons (particularly chronically homeless individuals and families, families with children, veterans, and unaccompanied youth) and persons at risk of homelessness.

The County of Santa Clara is the lead government agency for coordinating, planning, and distributing funding for homeless programs and services in Santa Clara County. The agency has implemented a coordinated, system-wide response to homelessness, known as the County of Santa Clara Supportive Housing System. This system integrates the efforts of the Continuum of Care (CofC), a consortium of partners who collectively work to prevent and end homelessness, with the County of Santa Clara as the lead partner. The CoC is also responsible for planning and conducting the Point-in-Time (PIT) count every two years.

The County of Santa Clara, through its Office of Supportive Housing (OSH), is responsible for applying for federal and state grants on behalf of the region; coordinating access and referrals to housing programs; setting performance benchmarks; and collecting and managing data on homelessness.

The City of Santa Clara is one of many agencies and organizations who interface with the County of Santa Clara's Supportive Housing System. While the City does not have direct access to HMIS, it does receive its homeless data from the system, and staff work closely with HMIS staff at the County of Santa Clara to deepen understanding of the data and make suggestions where possible.

Stakeholders that are part of the CoC represent local jurisdictions and include community- and faith-based organizations; the Santa Clara County Housing Authority (SCCHA); governmental departments; health service agencies; homeless advocates; consumers; and research, policy and planning groups. The management information system utilized by the CoC is referred to as HMIS—the Homeless Management Information System, which monitors outcomes and performance measures for all the homeless services agencies funded by the County.

According to the 2023 Point-in-Time (PIT) count, there were a total of 461 homeless persons in the City of Santa Clara. Homeless persons in the City of Santa Clara are also more likely to be unsheltered with 90% of the total population (417 people) living in unsheltered conditions compared to 10% living in sheltered conditions (46 people).

The City of Santa Clara participates in the Community Plan Implementation Team which includes members of the regional CoC and a range of community stakeholders to evaluate the County's progress in meeting homeless goals and metrics, identify gaps in homeless services and systems, establish funding priorities, and to pursue a systematic and coordinated approach to addressing and ending homelessness.

In 2022 the City convened a six-month Homelessness Taskforce. The Taskforce included stakeholders with a range of perspectives and experience to help identify priorities and provide

recommendations related to the development of a local plan to reduce homelessness and its impacts. Additionally, the City's Police Department conducts outreach through the Community Response Team and the Housing and Community Services Division administers grants to several local agencies that offer services to the homeless. The following agencies have received funding from the City:

- WeHope Dignity on Wheels Mobile Shower and Laundry Service
- Santa Clara County Homelessness Prevention System (HPS)
- Santa Clara County case management for permanent supportive housing clients
- Next Door Solutions to Domestic Violence
- Bill Wilson Center
- Abode Services

Describe consultation with the Continuum(s) of Care that serves the jurisdiction's area in determining how to allocate ESG funds, develop performance standards and evaluate outcomes, and develop funding, policies and procedures for the administration of HMIS.

**Section update in progress*

The City is not an ESG entitlement jurisdiction and therefore does not receive ESG funds. However, the City does administer federal grant programs that provide assistance to homeless and low-income families. The City also helps fund and conduct the Point-in-Time (PIT) count, the biennial regional collaborative effort to count and survey homeless persons. The latest count and survey were conducted in January 2025. The data from the PIT is used to plan, fund, and implement actions for reducing chronic homelessness and circumstances that bring about homelessness.

The Santa Clara County Office of Supportive Services takes the role of Homeless Management Information System (HMIS) administration. The County, and its consultant Bitfocus, work jointly to operate and oversee HMIS. Both software and HMIS system administration are now provided by Bitfocus. Funding for HMIS in Santa Clara County comes from HUD, the County of Santa Clara, and the City of San Jose. HMIS is used by many City service providers across the region to record information and report outcomes.

2. Describe Agencies, groups, organizations and others who participated in the process and describe the jurisdictions consultations with housing, social service agencies and other entities

Table 2 is a list of all agencies, groups and organizations that participated in the regional virtual stakeholder workshops, or in individual stakeholder interviews. Several of the agencies, groups and organizations identified in the table attended more than one workshop.

Anticipated outcomes and areas for improved coordination are referenced in relevant sections throughout this report and a comprehensive summary of stakeholder feedback is provided in the appendix.

Table 2 – Stakeholder Consultation		
1	**Agency/Group/Organization**	**Abode**
	Agency/Group/Organization Type	Affordable housing
	What section of the Plan was addressed by Consultation?	Needs Assessment Market Analysis
	How was the Agency/Group/ Organization consulted and what are the anticipated outcomes of the consultation or areas for improved coordination?	Stakeholder focus group
	Website	https://abode.org/
2	**Agency/Group/Organization**	**Affirmed Housing**
	Agency/Group/Organization Type	Affordable housing
	What section of the Plan was addressed by Consultation?	Needs Assessment Market Analysis
	How was the Agency/Group/ Organization consulted and what are the anticipated outcomes of the consultation or areas for improved coordination?	Stakeholder focus group
	Website	https://affirmedhousing.com/completed/vela/
3	**Agency/Group/Organization**	**Alta Housing**
	Agency/Group/Organization Type	Affordable housing
	What section of the Plan was addressed by Consultation?	Needs Assessment Market Analysis
	How was the Agency/Group/ Organization consulted and what are the anticipated outcomes of the consultation or areas for improved coordination?	Stakeholder focus group
	Website	https://altahousing.org/
4	**Agency/Group/Organization**	**Bay Area Legal Aid**
	Agency/Group/Organization Type	Fair housing and legal services
	What section of the Plan was addressed by Consultation?	Needs Assessment
	How was the Agency/Group/ Organization consulted and what are the anticipated outcomes of the consultation or areas for improved coordination?	Stakeholder focus group
	Website	https://baylegal.org/
5	**Agency/Group/Organization**	**BHSD The Harm Reduction Project**
	Agency/Group/Organization Type	County Government

	What section of the Plan was addressed by Consultation?	Needs Assessment
	How was the Agency/Group/ Organization consulted and what are the anticipated outcomes of the consultation or areas for improved coordination?	Stakeholder focus group
	Website	The Q Corner, Behavioral Health Services
6	**Agency/Group/Organization**	**Bill Wilson Center**
	Agency/Group/Organization Type	Services for Families and Children
	What section of the Plan was addressed by Consultation?	Needs Assessment
	How was the Agency/Group/ Organization consulted and what are the anticipated outcomes of the consultation or areas for improved coordination?	Stakeholder focus group
	Website	https://www.billwilsoncenter.org/
7	**Agency/Group/Organization**	**Bridge Housing**
	Agency/Group/Organization Type	City Government (San Jose) / Housing
	What section of the Plan was addressed by Consultation?	Needs Assessment Market Analysis
	How was the Agency/Group/ Organization consulted and what are the anticipated outcomes of the consultation or areas for improved coordination?	Stakeholder focus group
	Website	Q&A for Original Bridge Housing Program | City of San José
8	**Agency/Group/Organization**	**Caminar LGBTQ**
	Agency/Group/Organization Type	
	What section of the Plan was addressed by Consultation?	
	How was the Agency/Group/ Organization consulted and what are the anticipated outcomes of the consultation or areas for improved coordination?	Stakeholder focus group
	Website	https://www.caminar.org/
9	**Agency/Group/Organization**	**CARAS**
	Agency/Group/Organization Type	County government
	What section of the Plan was addressed by Consultation?	Needs Assessment
	How was the Agency/Group/ Organization consulted and what are the anticipated outcomes of the consultation or areas for improved coordination?	Stakeholder focus group

	Website	Community Agency for Resources, Advocacy and Services (CARAS) | Overdose Prevention Resources | County of Santa Clara
10	**Agency/Group/Organization**	**CASA**
	Agency/Group/Organization Type	
	What section of the Plan was addressed by Consultation?	Needs Assessment
	How was the Agency/Group/ Organization consulted and what are the anticipated outcomes of the consultation or areas for improved coordination?	Stakeholder focus group
	Website	https://childadvocatessv.org/
11	**Agency/Group/Organization**	**Catholic Charities**
	Agency/Group/Organization Type	Faith based supportive services
	What section of the Plan was addressed by Consultation?	Needs Assessment
	How was the Agency/Group/ Organization consulted and what are the anticipated outcomes of the consultation or areas for improved coordination?	Stakeholder focus group
	Website	https://www.ccscc.org/?locale=en
12	**Agency/Group/Organization**	**City of Los Altos**
	Agency/Group/Organization Type	City Government
	What section of the Plan was addressed by Consultation?	Needs Assessment Market Analysis
	How was the Agency/Group/ Organization consulted and what are the anticipated outcomes of the consultation or areas for improved coordination?	Stakeholder focus group
	Website	https://www.losaltosca.gov/
13	**Agency/Group/Organization**	**City Team**
	Agency/Group/Organization Type	Homelessness Services
	What section of the Plan was addressed by Consultation?	Needs Assessment
	How was the Agency/Group/ Organization consulted and what are the anticipated outcomes of the consultation or areas for improved coordination?	Stakeholder focus group
	Website	https://www.cityteam.org/
14	**Agency/Group/Organization**	**County Office of LGBTQ Affairs**
	Agency/Group/Organization Type	County government

	What section of the Plan was addressed by Consultation?	Needs Assessment
	How was the Agency/Group/ Organization consulted and what are the anticipated outcomes of the consultation or areas for improved coordination?	Stakeholder focus group
	Website	Office of LGBTQ Affairs | Division of Equity and Social Justice | County of Santa Clara
15	**Agency/Group/Organization**	**Destination Home**
	Agency/Group/Organization Type	Homeless prevention
	What section of the Plan was addressed by Consultation?	Needs Assessment
	How was the Agency/Group/ Organization consulted and what are the anticipated outcomes of the consultation or areas for improved coordination?	Stakeholder focus group
	Website	https://destinationhomesv.org/
16	**Agency/Group/Organization**	**Downtown Streets Team**
	Agency/Group/Organization Type	Homeless prevention
	What section of the Plan was addressed by Consultation?	Needs Assessment
	How was the Agency/Group/ Organization consulted and what are the anticipated outcomes of the consultation or areas for improved coordination?	Stakeholder focus group
	Website	https://www.streetsteam.org/
17	**Agency/Group/Organization**	**Eden Housing**
	Agency/Group/Organization Type	Affordable housing
	What section of the Plan was addressed by Consultation?	Needs Assessment Market Analysis
	How was the Agency/Group/ Organization consulted and what are the anticipated outcomes of the consultation or areas for improved coordination?	Stakeholder focus group
	Website	https://edenhousing.org/
18	**Agency/Group/Organization**	**Golden State Manufactured Homes Owners League**
	Agency/Group/Organization Type	Nonprofit advocacy
	What section of the Plan was addressed by Consultation?	Needs Assessment Market Analysis
	How was the Agency/Group/ Organization consulted and what are the anticipated outcomes of the consultation or areas for improved coordination?	Stakeholder focus group

	Website	https://www.gsmol.org/
19	**Agency/Group/Organization**	**Housing Trust Silicon Valley**
	Agency/Group/Organization Type	CDFI
	What section of the Plan was addressed by Consultation?	Needs Assessment Market Analysis
	How was the Agency/Group/ Organization consulted and what are the anticipated outcomes of the consultation or areas for improved coordination?	Stakeholder focus group
	Website	https://housingtrustsv.org/
20	**Agency/Group/Organization**	**Jamboree Housing**
	Agency/Group/Organization Type	Affordable housing
	What section of the Plan was addressed by Consultation?	
	How was the Agency/Group/ Organization consulted and what are the anticipated outcomes of the consultation or areas for improved coordination?	Stakeholder focus group
	Website	https://www.jamboreehousing.com/
21	**Agency/Group/Organization**	**Lived Experience Advisory Board**
	Agency/Group/Organization Type	
	What section of the Plan was addressed by Consultation?	Needs Assessment
	How was the Agency/Group/ Organization consulted and what are the anticipated outcomes of the consultation or areas for improved coordination?	Stakeholder focus group
	Website	
22	**Agency/Group/Organization**	**Life Moves**
	Agency/Group/Organization Type	Supportive Housing
	What section of the Plan was addressed by Consultation?	Needs Assessment
	How was the Agency/Group/ Organization consulted and what are the anticipated outcomes of the consultation or areas for improved coordination?	Stakeholder focus group
	Website	https://www.lifemoves.org/
23	**Agency/Group/Organization**	**Mountain View Chamber of Commerce**
	Agency/Group/Organization Type	Civic Leadership
	What section of the Plan was addressed by Consultation?	Market Analysis

	How was the Agency/Group/ Organization consulted and what are the anticipated outcomes of the consultation or areas for improved coordination?	Individual stakeholder interview
	Website	https://www.chambermv.org/
24	**Agency/Group/Organization**	**Next Door Solutions to Domestic Violence**
	Agency/Group/Organization Type	Domestic Violence Survivor Resources
	What section of the Plan was addressed by Consultation?	Needs Assessment
	How was the Agency/Group/ Organization consulted and what are the anticipated outcomes of the consultation or areas for improved coordination?	Stakeholder focus group
	Website	https://www.nextdoorsolutions.org/
25	**Agency/Group/Organization**	**Path Ventures**
	Agency/Group/Organization Type	Homelessness services
	What section of the Plan was addressed by Consultation?	Needs Assessment Market Analysis
	How was the Agency/Group/ Organization consulted and what are the anticipated outcomes of the consultation or areas for improved coordination?	Stakeholder focus group
	Website	https://epath.org/path-ventures/
26	**Agency/Group/Organization**	**Pride Social**
	Agency/Group/Organization Type	LGBTQ Advocacy
	What section of the Plan was addressed by Consultation?	Needs Assessment
	How was the Agency/Group/ Organization consulted and what are the anticipated outcomes of the consultation or areas for improved coordination?	Stakeholder focus group
	Website	https://www.pridesocialsouthcounty.com/#OurMission
27	**Agency/Group/Organization**	**Project Sentinel**
	Agency/Group/Organization Type	Fair Housing Legal Services
	What section of the Plan was addressed by Consultation?	Needs Assessment
	How was the Agency/Group/ Organization consulted and what are the anticipated outcomes of the consultation or areas for improved coordination?	Stakeholder focus group
	Website	https://www.housing.org/

28	**Agency/Group/Organization**	**Rebuilding Together Peninsula & Silicon Valley**
	Agency/Group/Organization Type	Home Rehabilitation
	What section of the Plan was addressed by Consultation?	Needs Assessment
	How was the Agency/Group/ Organization consulted and what are the anticipated outcomes of the consultation or areas for improved coordination?	Stakeholder focus group
	Website	https://rebuildingtogetherpeninsula.org/, https://rebuildingtogethersv.org/
29	**Agency/Group/Organization**	**Resources for Community Development**
	Agency/Group/Organization Type	Affordable housing
	What section of the Plan was addressed by Consultation?	Needs Assessment Market Analysis
	How was the Agency/Group/ Organization consulted and what are the anticipated outcomes of the consultation or areas for improved coordination?	Stakeholder focus group
	Website	https://rcdhousing.org/
30	**Agency/Group/Organization**	**San Andreas Regional Center**
	Agency/Group/Organization Type	Supportive Services for Residents with Disabilities
	What section of the Plan was addressed by Consultation?	Needs Assessment
	How was the Agency/Group/ Organization consulted and what are the anticipated outcomes of the consultation or areas for improved coordination?	Stakeholder focus group
	Website	https://www.sanandreasregional.org/
31	**Agency/Group/Organization**	**Santa Clara County Housing Authority**
	Agency/Group/Organization Type	Public housing authority
	What section of the Plan was addressed by Consultation?	Needs Assessment Market Analysis
	How was the Agency/Group/ Organization consulted and what are the anticipated outcomes of the consultation or areas for improved coordination?	Stakeholder focus group
	Website	https://www.scchousingauthority.org/
32	**Agency/Group/Organization**	**Satellite Affordable Housing Associates**
	Agency/Group/Organization Type	Affordable housing
	What section of the Plan was addressed by Consultation?	Needs Assessment Market Analysis

	How was the Agency/Group/ Organization consulted and what are the anticipated outcomes of the consultation or areas for improved coordination?	Stakeholder focus group
	Website	https://www.sahahomes.org/
33	**Agency/Group/Organization**	**Senior Adults Legal Assistance**
	Agency/Group/Organization Type	Fair Housing Legal Services
	What section of the Plan was addressed by Consultation?	Needs Assessment
	How was the Agency/Group/ Organization consulted and what are the anticipated outcomes of the consultation or areas for improved coordination?	Stakeholder focus group
	Website	https://www.mightycause.com/organization/Senior-Adults-Legal-Assistance
34	**Agency/Group/Organization**	**Silicon Valley Independent Living Center**
	Agency/Group/Organization Type	Services for people with disabilities
	What section of the Plan was addressed by Consultation?	Needs Assessment Market Analysis
	How was the Agency/Group/ Organization consulted and what are the anticipated outcomes of the consultation or areas for improved coordination?	Stakeholder focus group
	Website	https://svilc.org/
35	**Agency/Group/Organization**	**SOMOS Mayfair**
	Agency/Group/Organization Type	Community Advocacy / Families
	What section of the Plan was addressed by Consultation?	Needs Assessment
	How was the Agency/Group/ Organization consulted and what are the anticipated outcomes of the consultation or areas for improved coordination?	Stakeholder focus group
	Website	https://www.somosmayfair.org/
36	**Agency/Group/Organization**	**Sourcewise**
	Agency/Group/Organization Type	Services for older adults and people with disabilities
	What section of the Plan was addressed by Consultation?	Needs Assessment Market Analysis
	How was the Agency/Group/ Organization consulted and what are the anticipated outcomes of the consultation or areas for improved coordination?	Stakeholder focus group
	Website	https://mysourcewise.com/

37	**Agency/Group/Organization**	**The LGBTQ Youth Space**
	Agency/Group/Organization Type	Community advocacy organization
	What section of the Plan was addressed by Consultation?	Needs Assessment
	How was the Agency/Group/ Organization consulted and what are the anticipated outcomes of the consultation or areas for improved coordination?	Stakeholder focus group
	Website	https://youthspace.org/
38	**Agency/Group/Organization**	**United Way Bay Area**
	Agency/Group/Organization Type	Supportive services
	What section of the Plan was addressed by Consultation?	Needs Assessment
	How was the Agency/Group/ Organization consulted and what are the anticipated outcomes of the consultation or areas for improved coordination?	Stakeholder focus group
	Website	https://uwba.org/
39	**Agency/Group/Organization**	**Upwards**
	Agency/Group/Organization Type	Childcare services
	What section of the Plan was addressed by Consultation?	Needs Assessment
	How was the Agency/Group/ Organization consulted and what are the anticipated outcomes of the consultation or areas for improved coordination?	Stakeholder focus group
	Website	https://upwards.com/
40	**Agency/Group/Organization**	**Vista Center for Blind and Visually Impaired**
	Agency/Group/Organization Type	Services for people with disabilities
	What section of the Plan was addressed by Consultation?	Needs Assessment Market Analysis
	How was the Agency/Group/ Organization consulted and what are the anticipated outcomes of the consultation or areas for improved coordination?	Stakeholder focus group
	Website	https://vistacenter.org/
41	**Agency/Group/Organization**	**YWCA Golden Gate Silicon Valley**
	Agency/Group/Organization Type	Supportive services for domestic violence survivors
	What section of the Plan was addressed by Consultation?	Needs Assessment
	How was the Agency/Group/ Organization	Stakeholder focus group

	consulted and what are the anticipated outcomes of the consultation or areas for improved coordination?	
	Website	https://yourywca.org/

Identify any Agency Types not consulted and provide rationale for not consulting

Not applicable. No agency types were intentionally left out of the consultation process. Over twenty agency types were contacted during the consultation process.

Other local/regional/state/federal planning efforts considered when preparing the Plan

Table 3 – Other local/regional/federal planning efforts		
Name of Plan	**Lead Organization**	**How do the goals of your Strategic Plan overlap with the goals of each plan?**
Housing Element 2023-2031	City of Santa Clara	Identifies barriers to affordable housing and describes geographic sites with opportunities for residential development for affordable housing.
City of Santa Clara General Plan 2010 - 2035	City of Santa Clara City Council	Identifies priority needs of the City of Santa Clara.
2023 HIV Epidemiology Report	Santa Clara County Dept. of Public Health	Identifies high-risk populations and plans for reducing HIV diagnoses with increased testing and access to PrEP.
Community Plan to End Homelessness in Santa Clara, 2020-2025	Destination Home	A five-year plan to guide governmental, nonprofits, and other community members as they make decisions about funding, programs, priorities and needs.
SCHHA Moving to Work Annual Plan	Santa Clara County Housing Authority	Addresses housing authority updates and strategies pertaining to public housing and vouchers.
City of Santa Clara 2023 Hazard Mitigation Plan	City of Santa Clara	Consulted the plan to identify potential gaps in provision of services to vulnerable populations displaced by natural disaster and / or climate change.

Describe cooperation and coordination with other public entities, including the State and any adjacent units of general local government, in the implementation of the Consolidated Plan (91.215(l))

The Consolidated Plan was developed with close coordination with jurisdictional partners in Santa Clara County. The Santa Clara County Office of Supportive Housing (OSH) initiated the collaborative effort by bringing together all entitlement jurisdictions in spring 2024. The jurisdictions issued a joint RFP to hire a consultant team to complete the plans. The entitlement grantee jurisdictions involved in the collaborative effort included: Cupertino, Gilroy, Milpitas, Mountain View, Palo Alto, City of Santa Clara, and Sunnyvale, as well as the urban county,

Collaboration on stakeholder engagement and resident participation to inform the plan began with a meeting to discuss a proposed engagement plan. The jurisdictions provided lists of priority stakeholders and organizations for engagement, to avoid duplication in outreach efforts. Collaborative engagement consisted of two regional open houses held in the evening and virtually to enable both residents and stakeholders to attend; three stakeholder consultation workshops held on varying days and times in December; and a joint community survey, which was promoted widely by the jurisdictions.

The jurisdictions also prepared a joint regional housing market assessment, with jurisdiction-level market data, to enable jurisdictions to compare housing needs and provide uniform market data in the plans.

The Association of Bay Area Governments (ABAG) was invited to participate in a meeting to discuss housing and community development needs. ABAG shared relevant reports for incorporation into the Consolidated Plans.

In addition, the County hosts and jurisdictions attend CDBG Coordinators and Regional Housing Working Group meetings. During these meetings, projects benefitting the homeless and special needs housing are discussed as is pending legislation and local initiatives that impact affordable housing and services for lower income households. Jurisdiction staff also support the countywide biennial Homeless Census. Results from the Census are used to identify homeless populations throughout the County and to implement strategies and service priorities to address their needs.

Narrative (optional):

PR-15 Citizen Participation – 24 CFR 91.105, 91.115, 91.200 (c), 91.215 (l)

Summary of citizen participation process/efforts made to broaden citizen participation Summarize citizen participation process and how it impacted goal setting.

As previously indicated, the City of Santa Clara coordinated closely with Santa Clara County and other entitlement jurisdictions in stakeholder consultation and resident engagement to leverage opportunities and minimize duplication.

Engagement that was done in coordination with the County and was targeted to residents included:

- A Consolidated Plan website—www.letstalkhousingscc.org—with information about the Planning process including a short video and presentation; a link to the resident survey and activities to prioritize housing and community development needs; and community resources. The website contains a translation feature for easy conversion into multiple languages.

- A community survey, available between October and December 2024, and promoted through supportive service and public agencies that work with low and moderate income residents, city social media, and the Consolidated Plan website. A summary of survey findings is below.

- Two virtual regional workshops open to all residents living in Santa Clara County and stakeholders serving residents in the county. The workshops included a brief overview about the Planning process, simple activities to express priority needs, and in-depth discussions about needs in breakout rooms. Interpretation was available in Spanish, Vietnamese and Mandarin.

- Public hearings

    - First Public Hearing scheduled for April 8, 2025
    - Second Public Hearing scheduled for May 13, 2025

- Public comment on the 2025-2030 Consolidated Plan was open from April 11, 2025 - May 13, 2025. A link to the Consolidated Plan draft document was provided on the Letstalkhousingscc.org website and on the City of Santa Clara website.

A complete survey analysis and overview of resident engagement is provided in the appendix of this plan. Below are resident respondent demographics and key findings specific to Santa Clara City:

- 547 respondents, 36 of which are also stakeholders
- 32% White, 8% Asian, 12% Hispanic
- 55% homeowners, 33% renters, 9% precariously housed
- 30% have incomes less than $100k

Survey respondents were asked to identify priority housing, community development, and economic development outcomes with the following results for the City of Santa Clara:

- The top housing outcome was more affordable rental housing (46%), followed by more supportive housing for unhoused individuals or families (37%), more affordable homeownership

(36%), better distribution of affordable housing (33%), and increased shelter capacity (32%);

- The top community development outcome in the City of Santa Clara was increased access to mental healthcare services (35%), followed by transportation services for seniors (31%), additional and/or higher quality childcare centers (29%), sidewalk and street improvements (20%), and new/improved senior center (26%);
- The top economic development outcome selected by respondents in the City of Santa Clara was job training programs (39%), followed by revitalization of neighborhood businesses/commercial areas (37%), improved transportation to areas with job opportunities (35%), more opportunities for small or start-up businesses (31%), and center for seasonal and day laborers (28%);

Table 4 – Citizen Participation Outreach

Mode of Outreach	Target of Outreach	Summary of response and attendance	Summary of Comments Received	Summary of comments not accepted and Reason	URL (If Applicable)
Consolidated Plan website	Countywide	Website provided information on the Consolidated Plan process and ways for community residents and stakeholders to be engaged through taking the survey and participating in events.	N/A	N/A, all comments accepted.	Letstalkhousingscc.org
Community Survey open from October to December 2024 (online and printed version)	Countywide residents and stakeholders	1634 total responses countywide including 279 stakeholders. 166 responses for Mountain View including 13 stakeholders.	Provided in community engagement summary in appendix and referenced in relevant sections through the report.	N/A, all comments accepted.	Surveymonkey.com/r/SantaClaraCommunity

Table 4 – Citizen Participation Outreach (cont'd)					
Mode of Outreach	**Target of Outreach**	**Summary of response and attendance**	**Summary of Comments Received**	**Summary of comments not accepted and Reason**	**URL (If Applicable)**
2 Virtual Community Workshops on November 14 and November 20, 2024	Countywide residents	55 total participants between the 2 sessions provided	Provided in community engagement summary in appendix and referenced in relevant sections through the report.	N/A, all comments accepted.	
3 Virtual Stakeholder Workshops / Focus Groups on December 5, December 11 and December 17, 2024	Countywide stakeholders (who are also residents) representing a diversity of organizations involved in housing, social services and community development	72 total stakeholder participants across the 3 sessions provided.	Provided in community engagement summary in appendix and referenced in relevant sections through the report.	N/A, all comments accepted.	

Needs Assessment

NA-05 Overview

The most critical housing needs in the City of Santa Clara and the populations most affected, based on the analysis of HUD-provided Comprehensive Housing Affordability Strategy (CHAS) and associated data, include:

- Moderate and severe cost burden are the most significant issues for both renter and owner households in Santa Clara City;
- 2,560 renters, or 63% of extremely low income renters, pay more than 50% of their gross household income in housing costs and, as such, face severe cost burden;
- 820 owners, or 49% of extremely low income owners, pay more than 50% of their gross household income in housing costs and, as such, face severe cost burden;
- 1,665 renters, or 46% of renters with incomes between 51% and 80% of the area median income, pay 30% of their gross incomes in housing costs and are cost burdened;
- 3,880 renters regardless of income are severely cost burdened and 3,865 are cost burdened;
- Households with the oldest adults (75 years and older) are much more likely to be extremely low income (35% have incomes below 30% of the area median income) than households with adults between 62 and 74 in age and those with young children (17% and 11% are extremely low income respectively);
- Persons with disabilities comprise 7.5% of the total resident population in the Santa Clara City (9,694 persons with disabilities), according to 2023 American Community Survey (ACS) 5 year estimates. The number of households with disabilities totals 6,730. Of these households, according to CHAS data, 48% have housing needs—or 2,015 households. The need is high across disability types. Fifty-two percent of homeless residents in Santa Clara City report having at least one disabling condition based on the 2023 PIT Count; and
- Reported housing problems exist across race/ethnicity for households at or below 30% AMI, with disproportionate housing needs emerging for Black, Hispanic and Asian households in the 30-80% AMI income category. Asian households have disproportionate housing problems in the 80-100% AMI income range.

The current and five-year projected needs by household income and household type, based on CHAS 2016-2020 data are shown in the table below.

Supplemental Figure 1. Future Needs.

Household Type	Current			Future
	Total HH	# HH With Hsg Need	% with Need	Hsg Need in 5 Yr
All Low Income Households (<80% AMI)	**15,570**	**11,788**	**76%**	**12,354**
By Income				
Extremely low income households (<30% A	5,725	5,124	90%	5,370
Very low income households (30-50% AMI)	4,430	3,330	75%	3,490
Low income households (50-80% AMI)	5,415	3,334	62%	3,494
By Tenure				
Low Income Renters (<80% AMI)	10,400	8,890	85%	9,317
Low Income Owners (<80% AMI)	5,160	2,738	53%	2,869
By HH Type				
Low Income Small Related HH	5,815	4,205	72%	4,407
Single householders	11,907	945	8%	990
With disability	6,730	3,200	48%	3,354
Low Income Large Related HH	1,035	678	66%	711
Elderly Low Income HH	6,255	3,115	50%	3,265

Source: 2016-2020 CHAS

NA-10 Housing Needs Assessment – 24 CFR 91.205 (a,b,c), 91.305 (a,b,c), 91.405

Housing Condition: Definitions and Needs

This section provides an overview of the housing needs present in the City, including the degree and distribution of "housing problems" within multiple income brackets.

HUD defines housing problems as units or households with one or more of the following characteristics:

- Housing lacking complete kitchen facilities;
- Housing lacking complete plumbing facilities;
- Overcrowded housing, meaning 1-1.5 persons per room (not only bedrooms); or
- Cost burdened households—paying more than 30% of income toward housing costs, including utilities.

HUD defines severe housing problems as:

- Severely overcrowded housing with more than 1.5 persons per room
- Severely cost burdened households—paying more than 50% of income toward housing costs, including utilities.

The City's definition of housing in substandard condition utilizes the California Health and Safety Code, Division 13, Part 1.5 Regulation of Buildings Used for Human Habitation, a Substandard Building is one where there exists any of the conditions listed in section 17920.3 to an extent that endangers the life, limb, health, property, safety, or welfare of the public or the occupants thereof.

Population, Household, and Income Growth

Between 2010 and 2023, according to ACS data, the City of Santa Clara's population increased by 11% (12,771 people) for an annual growth rate of .8%. Household growth was greater, which indicates an increase of smaller or single households. Median income rose by 103.6%--from $85,294 in 2010 to $173,670 in 2023. The strong growth in income compared to modest growth in households indicates displacement of lower income households by higher income households, as well as income growth for existing households.

Table 5 – Housing Needs Assessment Demographics
Data Source: 2010 5 year ACS (Base Year), 2023 5 year ACS (Most Recent Year)

Demographics	Base Year: 2010	Most Recent Year: 2023	% Change
Population	116,468	129,239	11.0%
Households	43,021	48,601	13.0%
Median Income	$85,294	$173,670	103.6%

Number of Households Table by Income Range

The table below shows households by income category and household characteristic. Numerically, the largest number of low income households are extremely low income and those with the oldest adults, with incomes lower than 30% of the area median income (or incomes lower than $55,300 per year for a

family of 4 in 2024) and with a household member over 75.[3] Thirty-five percent of these households are extremely low income.

Extremely low income households represent 13% of all households in the City of Santa Clara. Very low income households—those with incomes between 31% and 50% of the area median income—represent 10% of all households, while low income households—50% to 80% of the area median income-- represent 12%.

Large family households are more likely to be lower income than small family households (33% of large family households are low income compared to 26% of small family households), although total households is smaller in numbers than small family households.

By age, households with the oldest adults (75 years and older) are much more likely to be extremely low income (35% have incomes below 30% of the area median income) than households with adults between 62 and 74 in age and those with young children (17% and 11% are extremely low income respectively).

Table 6 – Total Households
Data Source: 2016-2020 CHAS

	0-30% HAMFI	>30-50% HAMFI	>50-80% HAMFI	>80-100% HAMFI	>100% HAMFI
Total Households	5,725	4,430	5,415	4,360	24,270
Small Family Households	1,355	1,710	2,750	2,260	14,565
Large Family Households	355	240	440	430	1,670
Household contains at least one person 62-74 years of age	1,250	875	1,245	630	3,170
Household contains at least one person age 75 or older	1,420	905	560	385	800
Households with one or more children 6 years old or younger	684	525	860	805	3,450

[3] https://www.huduser.gov/portal/datasets/il/il2024/2024summary.odn?STATES=6.0&INPUTNAME=METRO41940M41940*0608599999%2BSanta+Clara+County&statelist=&stname=California&wherefrom=&statefp=06&year=2024&ne_flag=&selection_type=county&incpath=&data=2024&SubmitButton=View+County+Calculations

Housing Needs Summary Tables

The table below shows the number of households with housing needs, according to HUD's definitions of need.

The greatest needs based on the data in the table are severe cost burden for extremely low income households, both renters and owners, and cost burden for low income households. Specifically,

- 2,560 renters, or 63% of extremely low income renters, pay more than 50% of their gross household income in housing costs and, as such, face severe cost burden;
- 820 owners, or 49% of extremely low income owners, pay more than 50% of their gross household income in housing costs and, as such, face severe cost burden; and
- 1,665 renters, or 46% of renters with incomes between 51% and 80% of the area median income, pay 30% of their gross incomes in housing costs and are cost burdened.
- 3,880 renters regardless of income are severely cost burdened and 3,865 are cost burdened.

1. Housing Problems (Households with one of the listed needs)

Table 7 – Housing Problems
Data Source: 2016-2020 CHAS

	Renter					Owner				
	0-30% AMI	>30-50% AMI	>50-80% AMI	>80-100% AMI	Total	0-30% AMI	>30-50% AMI	>50-80% AMI	>80-100% AMI	Total
NUMBER OF HOUSEHOLDS										
Substandard Housing - Lacking complete plumbing or kitchen facilities	290	85	10	25	410	10	0	30	0	40
Severely Overcrowded - With >1.51 people per room (and complete kitchen and plumbing)	325	255	120	225	925	0	20	10	15	45
Overcrowded - With 1.01-1.5 people per room (and none of the above problems)	395	260	345	240	1,240	4	20	4	75	103
Housing cost burden greater than 50% of income (and none of the above problems)	2,560	885	360	75	3,880	820	540	265	70	1,695

Housing cost burden greater than 30% of income (and none of the above problems)	295	1,040	1,665	865	3,865	265	225	525	495	1,510
Zero/negative Income (and none of the above problems)	60	0	0	0	60	100	0	0	0	100

2. Housing Problems 2 (Households with one or more Severe Housing Problems: lacks kitchen or complete plumbing, severe overcrowding, severe cost burden)

Table 8 – Housing Problems 2
Data Source: 2016-2020 CHAS

	Renter					Owner				
	0-30% AMI	>30-50% AMI	>50-80% AMI	>80-100% AMI	Total	0-30% AMI	>30-50% AMI	>50-80% AMI	>80-100% AMI	Total
NUMBER OF HOUSEHOLDS										
Having 1 or more of four housing problems	3,565	1,485	840	565	6,455	840	580	310	160	1,890
Having none of four housing problems	495	1,250	2,765	2,200	6,710	820	1,115	1,495	1,430	4,860
Household has negative income, but none of the other housing problems	0	0	0	0	0	0	0	0	0	0

3. Cost Burden >30%

The table below isolates the housing problem of cost burden and shows the number of households facing burden by household type. Overall, 8,440 renters and 2,718 owners in Santa Clara City face cost burden. Extremely low income renters who are cost burdened (with incomes of 30% of the area median income and less) total 3,805 and account for 45% of those burdened. There are 1,109 extremely low income owners who are cost burdened comprising 41% of those burdened.

By household type, large, related households have the lowest share of households who are burdened across income categories, however, this household type is not as common in Santa Clara City. For all low income elderly, 50% are cost burdened. This compares to 72% of small households, 66% of large households.

Table 9 – Cost Burden >30% **Data Source:** 2016-2020 CHAS								
	Renter				Owner			
	0-30% AMI	>30-50% AMI	>50-80% AMI	Total	0-30% AMI	>30-50% AMI	>50-80% AMI	Total
Small Related	910	1,025	1,165	3,100	305	325	475	1,105
Large Related	295	135	115	545	4	45	84	133
Elderly	1,235	500	195	1,930	680	290	215	1,185
Other	1,365	765	735	2,865	120	115	60	295
Total need by income	3,805	2,425	2,210	8,440	1,109	775	834	2,718

4. Cost Burden > 50%

The table below isolates the housing problem of severe cost burden and shows the number of households facing burden by household type.

Overall, 3,390 renters and 1,348 owners in Santa Clara City face severe cost burden. For renters, most severely cost burdened renters have incomes between 30% and 50% of the area median income—possibly due to these households living in market rate rentals for which they can qualify, but not fully afford. Owners, by contrast, who are severely cost burdened are most likely to be extremely low income elderly households, who are struggling to afford property taxes, insurance, and the costs of maintaining their homes.

By household type, elderly households represent the majority of households who are extremely low income and severely cost burdened.

Table 10 – Cost Burden >50% **Data Source:** 2016-2020 CHAS								
	Renter				Owner			
	0-30% AMI	>30-50% AMI	>50-80% AMI	Total	0-30% AMI	>30-50% AMI	>50-80% AMI	Total
NUMBER OF HOUSEHOLDS								
Small Related	0	0	505	505	290	195	0	485
Large Related	0	0	30	30	4	45	4	53
Elderly	980	180	40	1,200	425	205	60	690
Other	0	1,250	405	1,655	120	0	0	120
Total need by income	980	1,430	980	3,390	839	445	64	1,348

5. Crowding (More than one person per room)

The table below reports information on households living in overcrowded conditions. Overcrowding is defined by HUD as households living with 1 to 1.5 persons per room (not bedroom). Single family households—or those living with related and extended family—make up the majority of overcrowded households. Renters are far more likely to be in overcrowded conditions than owners, with 2,179 renters living in overcrowded conditions compared to just 150 owners. Overcrowding information is not available for households with children present.

Table 11 – Crowding Information 1 of 2 **Data Source:** 2016-2020 CHAS										
	Renter					Owner				
	0-30% AMI	>30-50% AMI	>50-80% AMI	>80-100% AMI	Total	0-30% AMI	>30-50% AMI	>50-80% AMI	>80-100% AMI	Total
NUMBER OF HOUSEHOLDS										
Single family households	580	465	380	385	1,810	4	40	4	80	128
Multiple unrelated family households	80	30	25	10	145	0	0	14	8	22
Other, non-family households	70	20	54	80	224	0	0	0	0	0
Total need by income	730	515	459	475	2,179	4	40	18	88	150

Table 12 – Crowding Information 2 of 2 **Data Source:** 2016-2020 CHAS (data unavailable)										
	Renter					Owner				
	0-30% AMI	>30-50% AMI	>50-80% AMI	>80-100% AMI	Total	0-30% AMI	>30-50% AMI	>50-80% AMI	>80-100% AMI	Total
NUMBER OF HOUSEHOLDS										
Households with children present	-	-	-	-	-	-	-	-	-	-

Describe the number and type of single person households in need of housing assistance.

Single person households (especially those with low incomes) likely face significant affordability challenges in the City of Santa Clara and are at an increased risk of displacement and homelessness. According to an analysis of 2021 data from the County's Homeless Management Information System (HMIS), there were a total of 520 homeless single adult households affiliated with the City of Santa Clara in 2021 which represented 76% of total households experiencing homelessness during this time. The risk of homelessness for single person households is countywide. According to the findings from the 2023 January Point-in-Time (PIT) survey in which 79% of respondents self-reported that they were living alone at the time they became homeless. (This represents a total of 798 homeless single person households in Santa Clara County in 2023.)

Additionally, an analysis of demographic data for households enrolled in the County's Rapid Rehousing (RRH) programs between September 2023 and August 2024 show single adults comprising the largest share of households enrolled in RRH programs at 58% (1,026 single adult households).Single person households have a need for prevention services that respond to immediate needs, as demonstrated by the large share of singe adult households served by the Emergency Assistance Network Homelessness Prevention Services (EAN HP) program. Between December 2022 and November 2023, for example, half (50%) of households who received EAN HP were single adult households.

Estimate the number and type of families in need of housing assistance who are disabled or victims of domestic violence, dating violence, sexual assault and stalking.

Persons with disabilities. Persons with disabilities comprise 7.5% of the total resident population in the Santa Clara City (9,694 persons with disabilities), according to 2023 American Community Survey (ACS) 5 year estimates. The number of households with disabilities totals 6,730. Of these households, according to CHAS data, 48% have housing needs—or 2,015 households. The need is high across disability types.

Persons with disabilities and their families are at an increased risk of homelessness and need greater access to housing assistance to avoid housing instability. This is evidenced by the large number of individuals in the City of Santa Clara with a disability who were homeless in 2021. According to the County's Homeless Management Information System (HMIS), a total of 453 homeless persons (59%) affiliated with the City of Santa Clara had a disability during calendar year 2021. Additionally, of those who received homelessness prevention assistance, a total of 51 individuals had a disability (25%); 29 individuals had a behavioral health condition (14%); and 25 individuals had a physical disability (12%).

Findings from the 2023 PIT survey demonstrate the need for assistance even further. According to the survey findings, a total of 522 homeless persons self-reported having at least one disabling condition (or 52% of survey participants). Psychiatric or emotional conditions are common challenges with 31% reporting that they experience these challenges, followed by 29% with post-traumatic stress disorder; 26% with drug or alcohol addictions; 25% with a chronical health problem or medical condition; 21% with a physical disability; 9% with an intellectual or developmental disability; and 3% with an HIV/AIDS-related illness. Higher rates of homelessness among persons with disabilities and other health challenges indicates that these individuals and households have a greater need for housing assistance and supportive services to avoid long-term housing instability and homelessness.

Survivors of domestic violence. The County's Homeless Management Information System (HMIS) data for calendar year 2021 show that 262 unhoused persons (34% of the City's homeless population) with connections to the City of Santa Clara were survivors of domestic violence or trafficking. Data also show the number of households with domestic violence experience who sought out and received support for acute housing instability in 2021. According to the County's HMIS data for 2021, a total of 27 City of Santa Clara-affiliated survivors of domestic violence received homelessness prevention assistance (13% of total individuals who received assistance during this time).

Housing instability and housing loss are also common for people who are fleeing domestic violence, sexual assault, and human trafficking. Data for calendar year 2021 show a total of 82 individuals with a connection to the City of Santa Clara who reported that they were fleeing domestic violence. Most of these individuals (76%) were women and 70% of households were adults without children. Based on data from local providers who specialize in housing and services for people fleeing domestic violence, dating violence, sexual assault, stalking, and human trafficking, the population of people fleeing in the City of Santa Clara over the course of a year is between 175 and 322 people. The relatively low representation of people who are fleeing in HMIS indicates that this population is more likely to seek support and/or share their experiences with specialized providers.

What are the most common housing problems?

Of all low to moderate income households in Santa Clara City, 70% experience at least one housing problem and 42% report having at least one severe housing problem. Severe cost burden is the most

common housing problem as 37% of low to moderate income renter households (3,880) and 49% of low to moderate income owner households (1,695) are paying more than 50% of their income toward housing costs. Cost burden or paying 30% or more of income on housing is reported nearly as frequently as severe cost burden and impacts 37% of renter households and 43% of owner households.

Are any populations/household types more affected than others by these problems?

Not surprisingly, extremely low income renter households in Santa Clara City are the most likely to experience household problems with cost burden and severe cost burden being reported the most frequently. Nearly half of all low to moderate income households in the city, however, also experience some level of cost burden. Stakeholders across virtual workshops for this Consolidated Plan identified people on fixed incomes such as social security as particularly vulnerable, such as seniors, many of whom are living in RVs and do not have sufficient income to afford the rising cost of food, medical services and everyday necessities. Across the region, low to moderate wage workers are not able to live in the region and are either therefore commuting long distances to work or these jobs remain unfilled impacting the services available to all County residents.

Describe the characteristics and needs of Low-income individuals and families with children (especially extremely low-income) who are currently housed but are at imminent risk of either residing in shelters or becoming unsheltered 91.205(c)/91.305(c). Also discuss the needs of formerly homeless families and individuals who are receiving rapid re-housing assistance and are nearing termination of that assistance.

To describe the characteristics of households at-risk of experiencing homelessness, it is useful to analyze data on homeless persons captured in the County's Homeless Information Management System (HMIS) for individuals and households affiliated with the City of Santa Clara. Of the 769 individuals experiencing homelessness in the City of Santa Clara in 2021: Hispanic residents (46%) comprised the largest share of the total homeless population followed by individuals identifying as non-Hispanic White (28%), Black or African American (14%), Asian (7%), multiple races (5%), American Indian or Alaska Native (5%), and/or Pacific Islander (2%).

It is also useful to compare these characteristics with the characteristics of persons experiencing homelessness and captured in countywide 2023 Point-in-Time (PIT) especially given that these data are more recent. Of those experiencing homelessness in January 2023:

- People of all ages experience homelessness in the county, with no one age group standing out. About half (49%) homeless persons were middle-aged (35 to 54) and 29% were age 55 and older. Twenty-two percent (22%) were under age 35 and less than 1% were under 18 years. Around a quarter (26%) reported experiencing their first episode of homelessness as a young adult (18 to 24).

- White residents (47%) comprised the largest share of the homeless population followed by individuals who identify as a different racial group (18%), Black (15%), multiracial (7%), and/or Asian (6%). Less than 5% of homeless persons identified as other races. Forty-one percent (41%) were of Hispanic/Latinx ethnicity.

- Men were more likely to be homeless: 66% self-identified as male compared to 32% of females and 2% who identified as transgender or non-singular or questioning. Additionally, only 3% self-reported that they were currently pregnant while homeless.

Characteristics of Households receiving Rapid Rehousing Assistance whose Assistance is Ending

The City of Santa Clara defines populations that require services or housing assistance to prevent homelessness as households or individuals who met the definition of "at-risk" and who: previously experienced homelessness, found housing with support from emergency or temporary assistance and now need further assistance or services to remain housed; have an annual income at 30% Area Median Income (AMI) or lower and pays more than 50% of income toward housing costs; or has an annual income at 50% AMI or lower and has at least one sign of housing instability.

The Homeless Management Information System (HMIS) database identifies homeless persons who have enrolled in a shelter or housing program, regained housing and exited the program and re-appear in HMIS within 2 years. Among individuals who regained housing in 2019, a total of 45 individuals with a connection to the City of Santa Clara returned to homelessness within two years. Data from HMIS provides insight on the characteristics of this population including:

- Around half (49%) who returned to homelessness were originally served by and exited from emergency shelter versus a permanent housing program, transitional housing, or street outreach.
- A disproportionate share identify as Black of African American with 27% of those who return to homelessness identifying as Black or African American compared to 14% of the overall homeless population who identify as Black or African American.
- Young adults (18 to 24) had the highest rates of return to homelessness of all age groups (60% returned), followed by ages 45 to 54 (47% returned), and ages 55 to 64 (32% returned).
- According to the City and data from the Homelessness Prevention System (HPS), households enrolled in services and programs need an average of $5,394 in financial assistance as well as case management support to avoid housing loss and homelessness.

The Santa Clara County Continuum of Care connects clients with:

- Employment Services, including the Living Wage Employment Initiative (LWEI)[7]
- Affordable Housing
- Mainstream Services and Systems
- Landlord Incentive Program

As households near the end of the RRH program, providers work with clients on housing stability. This is done through:

- Identifying potential challenges that may arise and troubleshooting them in advance.
- Scheduling follow-up visits – case management may continue for six months after the competition of rental assistance.

- Ensuring there is a crisis plan in place.
- If household has greater financial barriers or extra ordinary housing challenges, there may be a need for additional intervention or longer-term assistance. This can be done through:
    - Transfer to Permanent Supportive Housing Program
    - Referral to HCV with the Housing Authority Move to more affordable housing.

If a jurisdiction provides estimates of the at-risk population(s), it should also include a description of the operational definition of the at-risk group and the methodology used to generate the estimates:

The City of Santa Clara defines populations "at-risk" of homelessness as someone who will lose their primary nighttime residence in 14 days provided that no subsequent residence has been identified and the person/family lacks the resources or support networks needed to obtain other permanent housing. The County's CoC serves at-risk households through the Homeless Prevention System (HPS) and uses the Vulnerability Index—Service Prioritization Decision Assistance Tool (VI-SPDAT) to identify the most vulnerable populations and to prioritize the groups with the highest needs for appropriate and available housing and supportive services. The County's CoC also reviews local data and national trends regarding at-risk groups to identify risk factors and uses these factors to leverage the Prevention Re-Housing Vulnerability Index Service Prioritization Decision Assistance Tool (Prevention-VI-SPDAT) which assess household eligibility for the County's HPS.

The Prevention-VI-SPDAT scores income and financial health; history of homelessness; eviction risk; abuse and/or trafficking; interaction with emergency services including criminal justice; and acuity of mental and physical needs. The criteria developed for the HPS include: low income, self-report of imminent risk of homelessness or unsafe housing situations, and a Prevention-VI-SPDAT score of eight or greater. These factors and criteria are in line with the self-reported causes and conditions of homelessness and the characteristics of individuals accessing homeless services, programs, and homeless prevention assistance in Santa Clara County.

Eligibility for HPS services requires household income at or below 80% of Area Median Income (AMI), expected housing loss within 14 days or an unsafe housing situation, and an assessment score demonstrating a high risk of housing loss. In addition to the HPS, the City of Santa Clara offers a number of smaller programs that provide prevention services to support at-risk populations in which the City is able to conclude the populations with the most acute housing needs and at those at the greatest risk of housing instability.

For example, according to 2021 data on the individuals who sought housing and support services for housing stability, 25% had a disability followed by those with a behavioral health condition (14%), domestic violence experience (13%), a physical disability (12%), and those who were veterans (4%).

Specify particular housing characteristics that have been linked with instability and an increased risk of homelessness

Severe cost burden, lack of affordable housing, unsafe housing situations (e.g., domestic violence or sexual harassment), disabilities, and unaddressed mental health needs are linked with instability and an increased risk of homelessness in the City of Santa Clara. These characteristics are demonstrated by data filtered from the County's Homeless Information Management System (HMIS) in which homeless prevention services were provided to individuals and households with particular characteristics including individuals with a disability (25%), behavioral health condition (14%), experience with domestic violence

(13%), physical disability (12%), and veterans (4%). Additionally, during the community engagement conducted to inform the City's Plan to Reduce Homelessness and its Impacts, focus group participants identified characteristics including criminal histories and low credit scores as the primary risk factors for homelessness in Santa Clara City.

In the City of Santa Clara, individuals and households without these characteristics are also at risk of housing instability and homelessness if they cannot afford their rent, lose their job, and/or cannot access housing. According to the 2023 PIT survey, top five most commonly reported obstacles were: can't afford rent; no job/income; no housing available; no money for moving costs; and housing process is too difficult.

Characteristics and factors were also identified by the 2,067 households enrolled in the County's Homelessness Prevention (HPS) program between December 2022 and November 2023. When asked why they were seeking assistance, households cited reasons including income loss (37%), income reduction (15%), change in family composition (13%), medical emergency (12%), and unexpected major expense (5%). Of the 833 households enrolled in the EAN-HP program, the top reasons for seeking assistance included: income loss (30%), income reduction (15%), medical emergency (13%), moving from temporary arrangement to permanent housing (12%), and unexpected major expense (8%). Stakeholders in virtual workshops for this plan expressed a need for expanding a one-time emergency payment fund for residents to avoid eviction with parameters and support for households who have repeat needs.

Discussion
See above.

---

[8] National Alliance to End Homelessness (2019) *State of Homelessness* https://endhomelessness.org/homelessness-in-america/homelessness-statistics/state-of-homelessness-report/

[9] Santa Clara County Homeless Census and Survey Comprehensive Report 2019. https://www.sccgov.org/sites/osh/ContinuumofCare/ReportsandPublications/Documents/2015%20Santa%20Clara%20County%20Homeless%20Census%20and%20Survey/2019%20SCC%20Homeless%20Census%20and%20Survey%20Report.pdf

NA-15 Disproportionately Greater Need: Housing Problems – 91.205 (b)(2)

Introduction

According to HUD, a disproportionate need exists when any group has a housing need that is 10 percentage points or more than the jurisdiction or the household category as a whole. This section assesses the needs of racial and ethnic groups with disproportionately high needs.

The tables below show housing needs for households by area median income range and by race and ethnicity. The data indicate that:

- For 0-30% AMI households, needs are significant across racial and ethnic groups: 90% of Asian households, 86% of Black and Hispanic households, and 84% of White households have housing needs. No disproportionate need by race/ethnicity exists in this high need income category.

- For 31-50% AMI households, disproportionate needs emerge by race and ethnicity for Black and Hispanic households at 85% and 82% compared to 70% of White households;

- For 51-80% AMI households, disproportionate needs continue to be present for Black households (71%) but also appear for Asian households (69%) compared to 54% of White households;

- For moderate income, 81-100% AMI households, needs continue to be disproportionately higher for Black households (83%) and Asian households (51%). Hispanic households in this income range also have disproportionate needs at 53% compared to 41% of White households.

0%-30% of Area Median Income

Table 13 – Disproportionally Greater Need 0-30% AMI
Data Source: 2016-2020 CHAS

Housing Problems	Has one or more of four housing problems	Has none of the four housing problems	Household has no/negative income, but none of the other housing problems
Jurisdiction as a whole	4,965	760	0
White	1,765	325	0
Black / African American	270	45	0
Asian	1,450	165	0
American Indian, Alaska Native	0	0	0
Pacific Islander	30	0	0
Hispanic	1,225	205	0

30%-50% of Area Median Income

Table 14 – Disproportionally Greater Need 30-50% AMI **Data Source:** 2016-2020 CHAS			
Housing Problems	**Has one or more of four housing problems**	**Has none of the four housing problems**	**Household has no/negative income, but none of the other housing problems**
Jurisdiction as a whole	3,330	1,100	0
White	1,275	545	0
Black / African American	140	25	0
Asian	1,030	275	0
American Indian, Alaska Native	0	40	0
Pacific Islander	0	0	0
Hispanic	815	180	0

50%-80% of Area Median Income

Table 15 – Disproportionally Greater Need 50-80% AMI **Data Source:** 2016-2020 CHAS			
Housing Problems	**Has one or more of four housing problems**	**Has none of the four housing problems**	**Household has no/negative income, but none of the other housing problems**
Jurisdiction as a whole	3,345	2,070	0
White	1,135	980	0
Black / African American	124	50	0
Asian	1,115	490	0
American Indian, Alaska Native	0	0	0
Pacific Islander	4	15	0
Hispanic	875	515	0

80%-100% of Area Median Income

Table 16 – Disproportionally Greater Need 50-80% AMI **Data Source:** 2016-2020 CHAS			
Housing Problems	**Has one or more of four housing problems**	**Has none of the four housing problems**	**Household has no/negative income, but none of the other housing problems**
Jurisdiction as a whole	2,085	2,275	0
White	640	925	0
Black / African American	95	20	0
Asian	965	910	0
American Indian, Alaska Native	0	0	0
Pacific Islander	0	0	0
Hispanic	315	280	0

Discussion

Please see above.

NA-20 Disproportionately Greater Need: Severe Problems – 91.205 (b)(2)

Introduction

According to HUD, a disproportionate need exists when any group has a housing need that is 10 percentage points or more than the jurisdiction or the household category as a whole. This section assesses the needs of racial and ethnic groups with disproportionately *severe* housing problems or needs.

The tables below show *severe* housing needs for households by area median income range and by race and ethnicity. The data indicate that:

- For 0-30% AMI households, the share of households experiencing severe needs disproportionately high for Asian and Hispanic households (81% and 86% respectively have severe needs).
- Similarly, for 31-50% AMI households, Asian and Hispanic households have severe needs that are disproportionate to non-Hispanic White households in the city at 61% and 48% respectively.
- For 51-80% AMI households, only Asian households have disproportionate severe housing needs compared to non-Hispanic White households, and no disproportionate needs exist by race/ethnicity compared to the City overall.
- At the moderate income level (81-100% AMI), Asian households with severe needs becomes disproportionate to non-Hispanic White households as well as to the City overall at 27% compared to 17% for the jurisdiction (all race/ethnicity).

0%-30% of Area Median Income

Table 17 – Severe Housing Problems 0-30% AMI
Data Source: 2016-2020 CHAS

Housing Problems	Has one or more of four housing problems	Has none of the four housing problems	Household has no/negative income, but none of the other housing problems
Jurisdiction as a whole	4,405	1,315	0
White	1,410	680	0
Black / African American	230	85	0
Asian	1,305	310	0
American Indian, Alaska Native	0	0	0
Pacific Islander	30	0	0
Hispanic	1,225	205	0

30%-50% of Area Median Income

Table 18 – Severe Housing Problems 30-50% AMI **Data Source:** 2016-2020 CHAS			
Housing Problems	**Has one or more of four housing problems**	**Has none of the four housing problems**	**Household has no/negative income, but none of the other housing problems**
Jurisdiction as a whole	2,065	2,365	0
White	675	1,140	0
Black / African American	75	90	0
Asian	795	510	0
American Indian, Alaska Native	0	40	0
Pacific Islander	0	0	0
Hispanic	475	515	0

50%-80% of Area Median Income

Table 19 – Severe Housing Problems 50-80% AMI **Data Source:** 2016-2020 CHAS			
Housing Problems	**Has one or more of four housing problems**	**Has none of the four housing problems**	**Household has no/negative income, but none of the other housing problems**
Jurisdiction as a whole	1,150	4,260	0
White	345	1,770	0
Black / African American	10	164	0
Asian	475	1,130	0
American Indian, Alaska Native	0	0	0
Pacific Islander	4	15	0
Hispanic	250	1,135	0

80%-100% of Area Median Income

Table 20 – Disproportionally Greater Need 50-80% AMI **Data Source:** 2016-2020 CHAS			
Housing Problems	**Has one or more of four housing problems**	**Has none of the four housing problems**	**Household has no/negative income, but none of the other housing problems**
Jurisdiction as a whole	725	3,630	0
White	115	1,455	0
Black / African American	20	100	0
Asian	515	1,360	0
American Indian, Alaska Native	0	0	0
Pacific Islander	0	0	0
Hispanic	80	515	0

Discussion

Please see above.

NA-25 Disproportionately Greater Need: Housing Cost Burdens – 91.205 (b)(2)

Introduction

This section assesses disproportionately greater needs of cost burden. A household is considered cost burdened when paying more than 30% of its gross household income toward housing costs, including utilities, and is severely cost burdened when paying more than 50% of its income toward housing costs.

Overall in the City of Santa Clara, 33% or 14,513 households are cost burdened. Of these cost burdened households, 7,916—or 55%—pay between 30% and 50% of their incomes in housing costs; another 6,597—or 45%—pay more than 50%. Black households are disproportionately likely to experience moderate cost burden (greater than 30% of income on housing), with 33% of Black households burdened compared to 18% in the city overall. Black and Hispanic households are also disproportionately likely to experience severe cost burden, 25% for each, compared to 15% in the jurisdiction overall. Severe cost burden is an indicator of homelessness risk and, as such, Black and Hispanic households have higher risks of homelessness than other races.

Housing Cost Burden

Table 21 – Greater Need: Housing Cost Burdens AMI
Data Source: 2016-2020 CHAS

Housing Cost Burden	<=30%	30-50%	>50%	No/negative income (not computed)
Jurisdiction as a whole	29,355	8,060	6,565	210
White	10,525	2,940	2,325	65
Black / African American	445	349	270	0
Asian	14,365	2,940	2,175	70
American Indian, Alaska Native	55	0	0	0
Pacific Islander	135	0	34	0
Hispanic	2,885	1,570	1,520	55

Discussion:

Please see above.

NA-30 Disproportionately Greater Need: Discussion – 91.205 (b)(2)

As defined above, a disproportionately greater need exists when the members of a specific racial or ethnic group at a given income level experience housing problems or cost burden at a greater rate (at least 10 percentage points or more) than that income level in the jurisdiction as a whole.

Are there any Income categories in which a racial or ethnic group has disproportionately greater need than the needs of that income category as a whole?

Yes, as discussed above,

- Black households are disproportionately likely to experience cost burden compared to the jurisdiction overall, with 33% of Black households burdened compared to 18% overall.

- Black and Hispanic households are disproportionately likely to experience severe cost burden, with 25% severely burdened, compared to 15% in the jurisdiction overall. Severe cost burden is an indicator of homelessness risk and, as such, Black and Hispanic households have higher risks of homelessness than other races.

By race, ethnicity, and income:

- For 0-30% AMI households, needs are significant across racial and ethnic groups: 90% of Asian households, 86% of Black and Hispanic households, and 84% of White households have housing needs. No disproportionate need by race/ethnicity exists in this high need income category.

- For 31-50% AMI households, disproportionate needs emerge by race and ethnicity for Black and Hispanic households at 85% and 82% compared to 70% of White households;

- For 51-80% AMI households, disproportionate needs continue to be present for Black households (71%) but also appear for Asian households (69%) compared to 54% of White households;

- For moderate income, 81-100% AMI households, needs continue to be disproportionately higher for Black households (83%) and Asian households (51%). Hispanic households in this income range also have disproportionate needs at 53% compared to 41% of White households.

If they have needs not identified above, what are those needs?

Residents in the county, and in the City of Santa Clara, with needs that are not adequately captured in secondary data include survivors of domestic violence and LGBTQ+ individuals—both of whom need far more transitional and permanent supportive housing tailored to their needs than is available in the county. Additional services for immigrants, such as language services, citizenship classes, and navigation assistance are also needed. For populations with alcohol and substance abuse issues, more sober living environments and rehabilitation services are needed.

Are any of those racial or ethnic groups located in specific areas or neighborhoods in your community?

Minority concentration is defined as census tracts where the percentage of individuals of a particular racial or ethnic minority group is at least 20 percentage points higher than the citywide average. Minority refers to all ethnic groups other than non-Hispanic white.

According to American Community Survey 2023 5 year estimates, the City of Santa Clara is 32% White, 2%

Black/African American, and 48% Asian. Although the City of Santa Clara has 2 census tracts with high concentration of Asian households, the median incomes are very high and therefore do not represent a concentration by both race/ethnicity and lower income households. In the 2023 Housing Element, the City of Santa Clara identifies small groupings of census blocks that have greater concentrations of Asian and Hispanic lower income households and highlighted efforts to increase outreach to these neighborhoods on affordable housing opportunities and the need to provide information on city services in relevant languages for these communities.

NA-35 Public Housing – 91.205 (b)

Introduction

Santa Clara County Housing Authority administers a variety of federal rental assistance programs for use in the County of Santa Clara. These programs are targeted toward low-, very low-, and extremely low-income households, more than 80% of which are extremely low-income families, seniors, veterans, persons with disabilities, and formerly homeless individuals.[4] In Santa Clara County, the vast majority of federal publicly supported housing is provided through the Section 8 voucher program as SCCHA RAD transitioned all of its previous public housing inventory and currently only 4 units of traditional public housing units remain. Housing voucher programs include:

1) Housing Choice Voucher (HCV) Program which allows households to find a privately owned unit on their own paying approximately 30% of their monthly income towards rent and SCCHA paying the balance to the property owner; and

2) Project Based Vouchers (PBV) Program Project that are attached to individual units in the publicly assisted housing inventory managed by SCCHA.

SCCHA also manages special purpose voucher programs that serve other targeted populations including the Veteran's Affairs program, Family Unification and Disability programs. Some SCCHA special programs combine housing assistance with savings incentives and other include case management services provided in collaboration with community service agencies.

As of January 2025, there are approximately 18,000 voucher holders across the county with the majority living in the City of San Jose (70%). The total waiting list for all vouchers is always open and is currently at 42,872 which includes both HCV and PBV. Households are optionally on both lists and therefore duplicative. Additionally, eligibility is not verified until the household is selected, therefore the total waiting list number is considerably larger than the actual unduplicated number of households actively seeking a housing voucher. The waiting list household characteristics include 41% families with children, 20% elderly, 18% with disabilities and 2% veterans. The waiting list is operated on a lottery basis and there is a preference for families who have lived and worked in the county for the past 5 years and for veterans. PBV units are tracked for accessibility features and a lottery is drawn to match the needed features with tenants.

In 2008, SCCHA was designated a Moving to Work (MTW) agency. The MTW program is a federal demonstration program that allows greater flexibility to design and implement more innovative approaches for providing housing assistance.[5] The Moving to Work program has 60 different initiatives with the goal of improving outcomes and experiences for both residents and landlords. Administrative streamlining has had an effect including paperwork timing and inspections which helps get people into units more quickly. This streamlining also helps with recruiting landlords to the program as they benefit from the consistency of payments.

The tables below show the number of participants in publicly supported housing by program managed by SCCHA in the City of Santa Clara, characteristics and race/ethnicity of voucher holders.

[4] Santa Clara County Housing Authority. "About SCCHA." https://www.scchousingauthority.org/about-SCCHA/
[5] SSCHA. "Moving to Work FY2020 Annual Plan." October 16, 2019.

Totals in Use

Table 22 – Public Housing by Program Type in the City of Santa Clara **Data Source:** Santa Clara County Housing Authority, January 2025									
	Certificate	Mod- Rehab	Public Housing	Vouchers					
				Total	Project -based	Tenant - based	Special Purpose Voucher		
							Veterans Affairs Supportive Housing	Family Unification Program	Disabled*
# of unit vouchers in use	0	0	4	941	227	714	81	6	3
*includes Non-Elderly Disabled, Mainstream One-Year, Mainstream Five-year, and Nursing Home Transition									

Characteristics of Residents

Table 24 – Characteristics of Public Housing Residents by Program Type in the City of Santa Clara **Data Source:** Santa Clara County Housing Authority, January 2025								
	Certificate	Mod- Rehab	Public Housing	Vouchers				
				Total	Project -based	Tenant - based	Special Purpose Voucher	
							Veterans Affairs Supportive Housing	Family Unification Program
Average Annual Income	NA	NA	24,642	21,881	12,700	24,800	25,242	8,111
Average length of stay	NA	NA	13.8	11.3	3.0	14.0	4.9	9.3
Average household size	NA	NA	1.5	1.9	1.4	2.1	1.2	2.8
# homeless at admission	0	0	0	108	59	49	28	0
# of elderly program participants (>62)	0	0	3	422	82	340	52	1
# of disabled families	0	0	1	443	109	334	30	1
# of families requesting accessibility features	0	0	1	NA	NA	NA	NA	NA
3 of HIV/AIDS program participants	NA	NA	NA	NA	NA	NA	NA	NA
# of domestic violence victims	NA	NA	NA	NA	NA	NA	NA	NA

Race of Residents

Table 25 – Race of Public Housing Residents by Program Type in the City of Santa Clara **Data Source:** Santa Clara County Housing Authority, January 2025									
Race	Certificate	Mod- Rehab	Public Housing	Vouchers					
							Special Purpose Voucher		
				Total	Project-based	Tenant -based	Veterans Affairs Supportive Housing	Family Unification Program	Disabled*
White	0	0	0	515	153	362	52	5	2
Black/African American	0	0	0	186	30	156	15	0	1
Asian	0	0	4	195	28	167	3	0	0
American Indian / Alaska Native	0	0	0	23	13	10	4	1	0
Pacific Islander	0	0	0	15	2	13	4	0	0
Other	0	0	0	7	1	6	3	0	0
*includes Non-Elderly Disabled, Mainstream One-Year, Mainstream Five-year, and Nursing Home Transition									

Ethnicity of Residents

Table 26 – Ethnicity of Public Housing Residents by Program Type **Data Source:** PIC (PIH Information Center)									
Ethnicity	Certificate	Mod- Rehab	Public Housing	Vouchers					
							Special Purpose Voucher		
				Total	Project -based	Tenant -based	Veterans Affairs Supportive Housing	Family Unification Program	Disabled*
Hispanic	0	0	0	303	89	214	19	4	2
Not Hispanic	0	0	4	638	138	500	62	2	1

Section 504 Needs Assessment: Describe the needs of public housing tenants and applicants on the waiting list for accessible units:

Section 504 of the Rehabilitation Act of 1973 prohibits discrimination, based on a disability, in programs and activities conducted by HUD, or that receive financial assistance from HUD. Currently, 17% of HCV participant families report a disability, countywide. Additional data on the needs of those in units or on the waitlist is unavailable. However, here is some context on how SCCHA addresses the most immediate needs of public housing tenants, during the intake and recertification process.

The SCCHA 2022 Administrative Plan Section 1.8 defines a disability as "A physical or mental impairment that substantially limits one or more of the major life activities of an individual." [6] The applicant or participant must have a record of such impairment or being regarded as having such impairment. Section 1.8 also discusses the PHA's policy on reasonable accommodations, to address the immediate needs of public housing tenants either seeking an affordable accessible unit or accommodation to an existing unit:

[6] https://www.scchousingauthority.org/wp-content/uploads/2022/09/Chapter_1_-_Policies_and_Objectives_rev._05-01-2021.pdf

"Requests for reasonable accommodations will be assessed on a case-by-case basis. If the HA finds that the requested accommodation creates an undue administrative or financial burden, the HA will present an alternate accommodation that will still meet the need of the person. If no alternate accommodation exists, the HA may deny the request. If the disability and/or need for the accommodation is not readily apparent, the HA will require written verification of the disability and/or need for the accommodation from a knowledgeable professional or reliable third party. The HA will provide a written decision to the person requesting the accommodation within 15 days of the date that the verification is received. If a person is denied the accommodation or feels that the alternative suggestions are inadequate, they may request an informal hearing to review the HA's decision."

Most immediate needs of residents of Public Housing and Housing Choice voucher holders

The County's rental market continues to be a challenge for leasing units to Housing Choice Voucher holders as they face high rents and reluctance from landlords to lease units despite the illegality of income source discrimination. Among other efforts to address this issue, SCCHA is continuing to promote the use of Project-Based Vouchers and actively participates in countywide efforts to increase the affordable housing supply. An initiative of the MTW program to address the issue of landlord participation is the provision of an incentive of $1500 bonus to new landlords and $1500 to landlords who re-rent to a new voucher holder. SCCHA has also created an owner/service department to serve landlords in the program to address issues of payments and any tenant issues.

In 2025, SCCHA will start using the Small Area Median Income so that vouchers will have more value and help people get into some of these higher opportunity areas in the county. They are also working on a Housing Mobility Pilot Program with the goal of moving families with Housing Choice Vouchers to higher income and opportunity areas in the county. As part of the Housing Mobility Pilot Project, SCCHA conducted focus groups with families to identify policies that are barriers to being successful in the program. The program will help them find a unit in a high opportunity area, provide security deposit and application fee assistance. They are currently identifying 100 families to participate in the program who are current voucher holders.

Services regularly requested by tenants include:

- General financial assistance for emergencies;
- Security deposit assistance;
- Digital services, broadband, training and devices.

SCCHA applied for a digital equity grant through HUD which was not successful but will continue to seek out funding opportunities to address this important gap as it is often referenced as a high priority need for senior residents in particular impacting access to resources.

[12] Cornell University. Disability Statistics. http://www.disabilitystatistics.org/reports/acs.cfm

NA-40 Homeless Needs Assessment – 91.205 (c)

Introduction:

The tables below display demographics of homeless persons within the County and/or City of Santa Clara.

Homeless Needs Assessment

A total of 9,903 individuals were counted as experiencing homelessness in Santa Clara County in 2023. Of homeless persons in the county, 75% were unsheltered homeless (7,401 unsheltered people) and 25% were sheltered homeless (2,502 people). In the City of Santa Clara, there were a total of 461 homeless persons, representing 5% of the County's total homeless population in 2023. In Santa Clara City, homeless persons are more likely to be unsheltered with 90% living in unsheltered conditions (417 unsheltered people) and 10% living in sheltered conditions (44 sheltered people).

Of the homeless population in 2023, a total of 3,166 individuals were chronically homeless (32% of the population); 12% were families; 8% were unaccompanied youth; 5% were veterans. Three percent (3%) of homeless persons self-reported that they were pregnant while experiencing homelessness.

Fourteen percent of survey respondents from North County (majority of respondents for North County were from Santa Clara City) indicated that they are or had been homeless. Countywide, a quarter (25%) of households with disabilities, 26% of large households, 27% of renters with household income less than $49,999, and 31% of single parents experienced homelessness within the last year in Santa Clara County.

***Continuum of Care and Supportive Housing System*.** The Santa Clara County Continuum of Care (CoC) is a group of stakeholders that work together to prevent and end homelessness in Santa Clara County. The CoC is run by the Office of Supportive Housing (OSH) and the nonprofit organization Destination: Home and is responsible for ensuring that efforts to end homelessness are implemented throughout the community; programs and systems are effective; identifying, supporting, and advocating for changes to improve services and outcomes; monitoring the CoC's performance; and planning and conducting the Point-in-Time (PIT) count every two years.

Stakeholders that are part of the CoC represent local jurisdictions and include community- and faith-based organizations; the Santa Clara County Housing Authority (SCCHA); governmental departments; health service agencies; homeless advocates; consumers; and research, policy and planning groups. The management information system utilized by the CoC is referred to as the Help Management Information System (HMIS) which monitors outcomes and performance measures for all the homeless services agencies funded by the County.

The City of Santa Clara participates in the Community Plan Implementation Team which includes members of the regional CoC and a range of community stakeholders to evaluate the County's progress in meeting homeless goals and metrics, identify gaps in homeless services and systems, establish funding priorities, and to pursue a systematic and coordinated approach to addressing and ending homelessness.

In 2022 the City convened a six-month Homelessness Taskforce. The Taskforce included

stakeholders with a range of perspectives and experience to help identify priorities and provide recommendations related to the development of a local plan to reduce homelessness and its impacts. Additionally, the City's Police Department conducts outreach through the Community Response Team and the Housing and Community Services Division administers grants to several local agencies that offer services to the homeless. The following agencies have received funding from the City:

- WeHope Dignity on Wheels Mobile Shower and Laundry Service
- Santa Clara County Homelessness Prevention System (HPS)
- Santa Clara County case management for permanent supportive housing clients
- Next Door Solutions to Domestic Violence
- Bill Wilson Center
- Abode Services

Homeless Point-in-Time (PIT Count) Census and Survey. Every two years, the County of Santa Clara, City of San Jose, the Continuum of Care, and other cities in the county (including the unincorporated areas) conduct the Santa Clara County Homeless Census and Survey to gather PIT data on the number of persons experiencing sheltered and unsheltered homelessness during the last 10 days of January. The PIT Count is performed using HUD recommended practices for counting and surveying homeless individuals. This survey includes field enumeration of homeless individuals residing in the County for a given night in January. Sheltered homelessness reflects persons occupying shelter beds in which data is obtained from HMIS and/or directly from providers. Unsheltered persons are counted by direct observation. Subsets of the sheltered and unsheltered homeless populations is also surveyed to provide demographic data on the wider homeless population living in Santa Clara County and cities across the county.

The most recent PIT (and the most recent data available at the time of this report) was conducted between January 24, 2023 and January 25, 2023. Counts were conducted for the Cities of Gilroy, Morgan Hill, Cupertino, Monte Sereno, Mountain View, Los Gatos Hills, Palo Alto, Saratoga, Sunnyvale, Santa Clara City, and the unincorporated areas in the northwestern portion of Santa Clara County, as well as portions of the Cities of Campbell, Los Gatos, Milpitas, San Jose, Los Gatos, and the unincorporated areas located in the eastern and southwestern areas of the county.

In the weeks following the 2023 count, Santa Clara County administered a survey to 1,006 individuals experiencing sheltered and unsheltered homelessness to understand their housing experiences, demographics, and socioeconomic characteristics. Data from the survey provided valuable insight on individuals' health and employment status, access to services, causes of homelessness, and other demographic and household information. Findings from the survey are summarized below and throughout this section.

- Around one-third (31%) self-reported having a psychiatric or emotional condition followed by post-traumatic stress disorder (29%), drug or alcohol use (26%), chronic health problem (25%), physical disability (21%), traumatic brain injury (10%), and/or intellectual or developmental disability (9%). Only 3% reported having an HIV/AIDS-related illness.

- Seventy-one percent (71%) reported that they are currently accessing food services followed by bus passes (36%) and outreach services (20%).

- Importantly, one in five (22%) are not using any services and only 12% are accessing mental health services.

- When asked what may have prevented them from becoming homeless, individuals cited programming and services including: employment assistance, rent/mortgage assistance, mental health services, help accessing benefits, alcohol/drug counseling, legal assistance, and/or case management after leaving institutions.

Homeless Management Information System (HMIS). The Homeless Management Information System (HMIS) is a secure online database that stores data on all homelessness services that are provided in Santa Clara County to improve access to housing and services and to strengthen the County's efforts in preventing and ending homelessness. The County's HMIS serves approximately 181,000 clients.
Data from the County's HMIS may be filtered to determine the number and type of individuals and households affiliated with the City of Santa Clara that are homeless and seeking assistance each year. Affiliation is determined by any of the following: 1) the individual currently residents in Santa Clara City or previously lived in the city before becoming homeless; 2) the individual goes to school in Santa Clara City; 3) the individual works in Santa Clara City; and/or 4) the individual spends most of their time in Santa Clara City. Data from the HMIS database for the City of Santa Clara represent individuals and households affiliated with Palo Alto who accessed housing and services in 2021—the most recent data available at the time of this report.

Number and Demographic Characteristics of Unhoused
There were a total of 9,903 unhoused persons in Santa Clara County in 2023 in which 75% were unsheltered (7,401 unsheltered people) and 25% were sheltered (2,502 sheltered people). In the City of Santa Clara, there were a total of 461 homeless persons in 2023, representing 5% of the County's homeless population. Of homeless persons in Santa Clara City, 90% were unsheltered (417 unsheltered people) and 10% were sheltered (44 sheltered people).

Over the last year, homelessness in Santa Clara City increased by 5% (or 21 more homeless people), the smallest increase of jurisdictions in the county that experienced population increases in overall homelessness. This compares to the County overall which saw homelessness decline by 1% or 125 fewer homeless people. These findings are shown in Figure 1 below.

Supplemental Figure 2.
Unsheltered and Sheltered Homelessness, Santa Clara County, 2022-2023

	Unsheltered		Sheltered		Total	
	2022	2023	2022	2023	2022	2023
Cupertino	102	48	0	0	102	48
Gilroy	606	817	208	231	814	1,048
Milpitas	249	142	25	0	274	142
Mountain View	206	424	140	138	346	562
Palo Alto	263	187	11	19	274	206
Santa Clara City	**375**	**417**	**65**	**44**	**440**	**461**
Sunnyvale	279	320	106	151	385	471
Santa Clara County	**7,708**	**7,401**	**2,320**	**2,502**	**10,028**	**9,903**

Source: 2022 and 2023 Point-in-Time (PIT) data.

**Section updates in progress*

According to the City's 2021 HOME-ARP Plan, which includes an analysis of HMIS data for the City, there were a total of 789 homeless individuals in the City of Santa Clara during the 2021 calendar year. Of these individuals, over half (59%) had a disability; 50% were chronically homeless; 34% had experience with domestic violence; and 30% were over 55 years. Nearly one in five (17%) were youth and young adults and 6% were veterans.

Expanding on this analysis, Figure 2 provides County-level data for homeless individuals and households who accessed housing and services between 2022 and 2023. Definitions for Figure 2 are provided below.

- *Number Experiencing Homelessness Each Year—Unduplicated count of all persons enrolled during the program year;*
- *Number Becoming Homeless Each Year—Unduplicated count of persons appearing in HMIS for the first time during the year;*
- *Number Exiting Homelessness Each Year—Unduplicated count of persons exiting programs to a permanent destination as defined by HUD;*
- *Number of Days Persons Experience Homelessness—Average of the sums of the lengths of stay for each person.*

.

DATA UPDATE PENDING: Supplemental Figure 3 – Extent of homelessness (Regionally) **Data Source:** Santa Clara County Homeless Census and Survey								
Population	**Estimate the # of persons experiencing homelessness on a given night**		**Estimate the # experiencing homelessness each year**		**Estimate the # becoming homeless each year**		**Estimate the # exiting homelessness each year**	**Estimate the # of days persons experience homelessness**
	Sheltered	**Unsheltered**	**Sheltered**	**Unsheltered**	**Sheltered**	**Unsheltered**	**Sheltered and Unsheltered**	**Sheltered and Unsheltered**
Persons in Households with Adult(s) and Child(ren)								
Persons in Households with Only Children								
Persons in Households with Only Adults								
Chronically Homeless Individuals								
Chronically Homeless Families								
Veterans								
Unaccompanied Youth								
Persons with HIV								
Persons with any disability								

If data is not available for the categories "number of persons becoming and exiting homelessness each year," and "number of days that persons experience homelessness," describe these categories for each homeless population type (including chronically homeless individuals and families, families with children, veterans and their families, and unaccompanied youth):

The City of Santa Clara filters data from the County's HMIS to identify and understand the needs of persons and households experiencing homelessness in Santa Clara City—however, the City does not have data on the number of persons becoming and/or exiting homelessness each year. Rather, the City provides data on the homeless population who enter housing and re-enter homelessness within two years of being housed. For example, according to data from the 2021 HMIS database:

- Among individuals who regained housing in 2019, a total of 45 individuals with a connection to the City of Santa Clara returned to homelessness within two years.
- Around half (49%) who returned to homelessness were originally served by and exited from emergency shelter versus a permanent housing program, transitional housing, or street outreach.
- A disproportionate share identify as Black of African American with 27% of those who return to homelessness identifying as Black or African American compared to 14% of the overall homeless population who identify as Black or African American.
- Young adults (18 to 24) had the highest rates of return to homelessness of all age groups (60% returned), followed by ages 45 to 54 (47% returned), and ages 55 to 64 (32% returned).

To supplement these data, the City has analyzed and summarized the unique characteristics of persons experiencing homelessness in the City of Santa Clara in the 2021 HOME-ARP Plan. Of the 789 homeless persons affiliated with the City in 2021, over half (59%) had a disability; 50% were chronically homeless; 34% had experience with domestic violence; and 30% were over 55 years. Nearly one in five (17%) were youth and young adults and 6% were veterans.

Of the 686 households experiencing homelessness in the City of Santa Clara, most households (76%) were single adults and 20% were families with children. Only 10 households were homeless unaccompanied youth (1%).

The remainder of this section provides greater insight on both the County and City's homeless populations by sub-group.

Chronically homeless individuals. In the City of Santa Clara, a total of 384 homeless individuals (50%) affiliated with the City who accessed housing and services during calendar year 2021 met the definition of "chronically homeless." This is a much larger share than chronically homeless persons in Santa Clara County where a total of 3,166 individuals (32% of the total homeless population) were chronically homeless in 2023, representing an overall percentage increase of 12% from 2022.

Sixty-six percent (66%) of homeless persons in Santa Clara County in 2023 reported that they were not

experiencing homelessness for the first time. Over half (52%) of which reported becoming homeless for the first time between the ages of 25 years and 59 years. Most persons (46%) counted during the 2023 PIT reported experiencing only one episode of homelessness in the past three years while 17% reported experiencing two episodes of homelessness and 15% reported experiencing three episodes of homelessness. When asked the duration of their current episode of homelessness, 65% reported that they had been homeless for over one year; 29% reported being homeless for one month to 11 months; and only 7% reported being homeless for 30 days or less.

Families with children. A total of 137 households experiencing homelessness in 2021 that were affiliated with the City of Santa Clara were families with children under 18 years (20% of total households experiencing homelessness during calendar year 2021). While gaps in housing and services for families with children were identified in the City of Santa Clara, service providers in the city have noted that most homeless persons are adults without children. According to 2021 HMIS data, 79% of Santa Clara City-affiliated households experiencing homelessness were households without children.
In Santa Clara County, a total of 1,226 families with children (365 households) were homeless in 2023. The majority of families with children were sheltered (81%) during this time. Additionally, between September 2023 and August 2024, there were a total of 549 families with children (31%) enrolled in the County's rapid re-housing (RRH) programs. Of families enrolled in RRH, 21% self-reported having a mental health disability; 15% a chronic health condition; 8% a substance use disorder; and 4% a developmental disability.

Families with children enrolled in the County's Homelessness Prevention System (HPS) and Emergency Assistance Network Homelessness Prevention (EAN-HP) programs also provide insight on families experiencing homelessness. According to County-level data, between December 2022 and November 2023, over half (56%) households enrolled in HPS were households with children and 41% enrolled in EAN-HP were households with children.

Veterans. In 2021, a total of 43 veterans in the City of Santa Clara were homeless representing 6% of the City's total homeless population at the time. A total of 508 veterans (479 households) were counted as experiencing homelessness in Santa Clara County in 2023. Of these households and individuals, 26% were experiencing sheltered homelessness while 74% were living in unsheltered conditions. Though unsheltered homelessness is prominent among veterans, the county has made significant strides in reducing veteran homelessness with a 27% decline in the population of homeless veterans. Additionally, between September 2023 and August 2024, there were a total of 358 veterans (20%) enrolled in the County's RRH programs. Veterans were significantly more likely than other target populations to self-report disabilities with 52% reporting a mental health disability followed by a chronic health condition (40%), substance use disorder (23%), and developmental disability (7%).

Unaccompanied youth. In the City of Santa Clara, there were a total of 132 youth and young adults (0 to 24 years) experiencing homelessness in 2021 which represented 17% of the City's total homeless population during the 2021 calendar year. Of total homeless households during this time, only 1% were unaccompanied youth or 10 homeless unaccompanied youth.

McKinney-Vento data reported by the Santa Clara Unified School District (SCUSD) provides a third data source to illustrate some unique characteristics of school-aged children, and their families, experiencing homelessness. Based on data for the 2020-2021 school year, 127 students in grades K-12 were identified as experiencing homelessness. Of those 127 students, 66% were Hispanic or Latinx, 31% were identified as English Learners, and 25% had one or more disability. During the consultation process for the City's

2021 HOME-ARP Plan, the SCUSD McKinney-Vento Liaison identified specific unmet housing, shelter, and service needs for Spanish speaking students and students in need of behavioral health services. In Santa Clara County, a total of 764 unaccompanied youth (644 households) were experiencing homelessness in 2023. Of unaccompanied youth in the county, only 14% were sheltered while 86% were experiencing unsheltered homelessness. (A much larger share than other unsheltered special needs populations in the county.) Only 12% of homeless persons reported that they were currently in foster care at the time they were experiencing homelessness in Santa Clara County. Additionally, between September 2023 and August 2024, there were a total of 322 youth and youth adults (18%) enrolled in the County's RRH programs in which 21% self-reported a mental health disability followed by chronic health condition (8%), developmental disability (8%), and substance use disorder (6%).

Estimate the number and type of families in need of housing assistance for families with children and the families of veterans.

Families with children often need housing assistance to avoid displacement, housing instability, and chronic homelessness. According to the County's HMIS data for the 2021 calendar year, there were a total of 137 families with children (under 18 years) experiencing homelessness in the City of Santa Clara in 2021. The need to provide housing assistance (and other supportive services) to ensure families remain stably housed continues to grow across Santa Clara County, as demonstrated by the 2023 Point-in-Time (PIT) Count. In 2023, there were a total of 365 family households counted as experiencing homelessness (81% of which were sheltered)—these households (particularly those with children and families with extremely low incomes) require housing assistance to keep pace with the rising cost of housing, childcare, and other living expenses.

As previously referenced, in 2021, there were a total of 43 homeless veterans in the City of Santa Clara which represented 6% of the City's total homeless population. In 2023, the County documented a total of 479 veteran households experiencing homelessness (only 26% of which were sheltered). While the City notes that it is difficult to quantify the exact number of veterans who are unhoused or who are at-risk of being unhoused in the City of Santa Clara, staff use data from a range of programs to estimate the City's population of homeless and at-risk veterans.

According to program data pulled and provided by Veteran Affairs in January 2023 that serve the County of Santa Clara's veteran population, there are around 27 veterans with addresses in the City of Santa Clara. Data were provided by VA on the programs and resources available to veterans as of January 24 and 31, 2023 across Santa Clara County. (Note that capacity and program census numbers are not specific to the City—data are provided for County veterans overall.)

As of January 2023, the County's HUD-VASH program had a total capacity of 1,361 housing choice vouchers (375 of which were open) and 144 project-based vouchers (12 of which were open). Within the Health Care for Homeless Veteran Program (HCHV), the County had a total of 96 emergency shelter beds in which 60% were occupied (58 occupied beds) as of January 2023. Additionally, VA's HCHV Intensive Case Management (CCP Voucher Program) shows 39 vouchers filled of the 80 vouchers available. Across the County of Santa Clara, veterans and their families need greater access to permanent supportive housing (PSH) and ongoing rental subsidies. Of veterans enrolled in RRH between September 2023 and August 2024, for example, over half (52%) self-reported having a mental health disability and 40% reported having a chronic health condition. Almost a quarter (23%) self-reported having a substance use disorder and 7% reported having a developmental disability. These disabilities present significant employment and housing barriers for veterans and their families and demonstrate the need to increase access to housing programs that support households with disabilities and those with low

incomes.

Describe the Nature and Extent of Homelessness by Racial and Ethnic Group.
Demographic information collected in the County's HMIS for City-affiliated households also provides insight on the racial and ethnic composition for Santa Clara City's homeless population and show homelessness varying by race and ethnicity. Of the 769 homeless persons in 2021, almost half (46% or 352 people) identified as Hispanic or Latino followed by Black or African American individuals (14%), Asian or Asian American individuals (7%), and multi-racial individuals (5%).

Demographic data collected during the 2023 PIT count also provides insight on the nature and extent of homelessness by racial and ethnic group for Santa Clara County overall. According to PIT data for 2023, White residents comprised the largest share of residents experiencing homelessness (sheltered and unsheltered) at 47% of the total homeless population 2023. Individuals identifying as "other" comprised the second largest share (18%) followed by Black residents (15%), multiracial residents (7%), Asian residents (6%), American Indian/Alaska Native residents (4%), and Native Hawaiian/Pacific Islander residents (3%).

According to HUD's CoC Analysis tool—which provides homelessness and poverty counts at the CoC and state level by race and ethnicity—racial and ethnic minorities in Santa Clara County are overrepresented among the CoC's homeless population compared to the total resident population. For example:

- Only 2% of the total resident population identify as Black or African American—yet 14% of total homeless persons (including unsheltered persons) identify as Black or African American. These residents also comprise a disproportionate share of families with children experiencing homelessness at 13%.
- Only 1% of the total resident population identify as American Indian or Alaska Native—however, 14% of homeless persons (including unsheltered persons) identified as American Indian/Alaska Native. These residents also comprise a disproportionate share of families experiencing unsheltered homelessness at 15%.
- Twenty-five percent (25%) of the total resident population identify as Hispanic or Latino—yet 47% of homeless persons identify as Hispanic. Families with children who identify as Hispanic comprise a disproportionate share of families with children experiencing homelessness overall at 70%.
- Additionally, over half (55%) homeless youth identified as Hispanic and 16% identified as Black or African American. Of homeless veterans a quarter (25%) identified as Black or African American.

Supplemental Figure 4– Race/Ethnicity of Homeless PENDING DATA UPDATE **Data Source:** County of Santa Clara Continuum of Care		
Race:	**Sheltered:**	**Unsheltered (optional)**
White		
Black or African American		
Asian		
American Indian or Alaska Native		
Pacific Islander		
Multiple Races		
Ethnicity:	**Sheltered:**	**Unsheltered (optional)**
Hispanic		
Not Hispanic		

Describe the Nature and Extent of Unsheltered and Sheltered Homelessness.

There were a total of 9,903 individuals experiencing homelessness in Santa Clara County in January 2023. Of these individuals, 75% were unsheltered (7,401 people) compared to only 25% experiencing sheltered homelessness (2,502 people). In the City of Santa Clara, 90% of homeless persons are unsheltered (417 unsheltered people) which represents 6% of the County's unsheltered homeless population. This compares to 10% of homeless persons who are sheltered (44 sheltered people) in Santa Clara City which represents 2% of the County's total sheltered homeless population.

Findings from the survey administered in the weeks following the 2023 PIT Count provides greater insight on the nature and extent of unsheltered and sheltered homelessness in Santa Clara County. For example, when asked where they were staying on the night of January 24, almost one in five (17%) reported that they were living outdoors in streets or parks followed by individuals living in a van (12%), tent (11%), camper/RV (10%), or in their automobile/car (9%).

In the City of Santa Clara, the location of homeless encampments and RV parking regularly shifts. There are concentrations of overnight RV parking in the northern part of the City near Bassett Street, Hope Drive, Memorex Drive, and Richard Avenue with smaller concentrations in other parts of the City near De La Cruz Boulevard and Martin Avenue, Saratoga Avenue and Los Padres Boulevard, and certain portions of Stevens Creek Boulevard. For encampments, there are concentrations on Saratoga Creek from Forbes Avenue, north along the creek to El Camino Real and on the north side of the side, the Guadalupe River trail from Highway 237 down to Trimble Road. Several segments of El Camino Real include unhoused residents camping near vacant buildings. The City's Housing Element also identifies Calabazas Creek from Tasman Drive to Highway 101 as historically having several encampments.

While individuals are eligible to access shelters countywide, an extremely limited number of beds are available within the City of Santa Clara itself and many of these beds are youth or family dedicated which leaves a significant portion of the City's homeless population without access to shelters. During consultations to inform the City's HOME-ARP Plan, City staff heard from individuals with lived experience of homelessness and from local government and service provider partners that there is a need for emergency shelter that keeps people close to local schools, jobs, and home communities. Additionally, one of the most frequently identified unmet needs for individuals living outside or in vehicles was accessible behavioral healthcare and basic hygiene and sanitation supports for the general unsheltered population within the city.

NA-45 Non-Homeless Special Needs Assessment – 91.205 (c)

Introduction:

This section describes the characteristics and the housing and service needs of the special needs populations living in the City of Santa Clara. The special needs populations considered in this section include: elderly persons and households, persons with disabilities, large households, female-headed households, persons living with HIV/AIDS and their families, and survivors of domestic violence.

Elderly persons. Elderly persons are defined by HUD as individuals age 62 and over while elderly households are defined as households that include at least one individual age 62 and over. According to 2023 American Community Survey (ACS) 1 year estimates, there are a total of 20,909 elderly persons (16% of total residents) living in the City of Santa Clara. The City has a slightly smaller share of elderly persons than Santa Clara County overall where individuals age 62 and over comprised 19% of total residents in 2023.

In the City of Santa Clara, elderly persons experience high rates of poverty. In 2023, residents 60 years and over had an individual poverty rate of 11% and residents 65 years and over had an individual poverty rate of 12%. This is slightly higher than poverty rates for the City overall (10%) and slightly higher than the individual poverty rates for residents of these age groups living in Santa Clara County overall. Because many elderly persons and senior households are retired and live on fixed incomes, they are at an increased risk of housing instability and homelessness especially as housing prices and other costs of living increase. Elderly persons and seniors are also more likely to need access to public transportation as many of these individuals cannot or no longer drive but need access to medical appointments, grocery stores, and other services/facilities.

Persons with disabilities. According to 2023 ACS 1 year estimates, there are 10,981 persons with a disability living in the City of Santa Clara which represents 8% of the total resident population. This is similar to the County overall where persons with a disability comprise 9% of the County's total resident population (170,388 persons with a disability. Seniors living in the city are significantly more likely than other age groups to have a disability, particularly for residents over 75 years (32%) and for residents between 65 and 74 years (16%). The most common types of disabilities among residents include cognitive disability (25%), ambulatory disability (21%), and independent living disability (18%).

Persons with disabilities face additional housing barriers in the City of Santa Clara and often have limited housing mobility and choice as these households often live on fixed incomes, have fewer opportunities for work, are more likely to experience discrimination in the housing market, and need greater access to affordable and accessible housing that is located near transportation, mainstream services, and community assets. It is important to highlight the types of disabilities that are prominent among the City's population with a disability as this will have a direct impact on current and future needs and will impact the way in which the City plans to address and respond to changing needs. (See section MA-35 for a discussion on persons with developmental disabilities including their unique housing and service needs.)

Almost a quarter of survey respondents countywide reported having some type of disability. Of these respondents, 30% indicated that their current housing situation does not meet their needs. Walk/roll-in showers were the most selected improvement needed by 41% of respondents.

followed by 39% who needed grab bars, 29% who needed ramps, 28% who needed a reserved accessible parking spot by the entrance, and 26% who needed stair lifts.

Large households. Large households are defined by the U.S. Census as households with five persons or more. In the City of Santa Clara, large households comprise 6% of total households (3,069 large households) compared to Santa Clara County overall where large households comprise 10% of total households. Large households tend to face additional housing barriers in Santa Clara City where units that are affordable to these households often do not meet their needs. This causes many households to live in overcrowded conditions and/or to overpay for their housing.

Female-headed households. Female-headed households comprise 7% of total households in Santa Clara City (3,407 female-headed households), according to 2023 ACS 1 year estimates. Of these households, 35% have children under 18 currently living with them (1,176 single mothers). Single female householders (especially single mothers) are more likely than other households to face affordability challenges due to the high cost of housing and childcare and only having one source of income (or lower household incomes). This is evidenced by the extent to which these households experience poverty in the City of Santa Clara: 17% of single female householders were in poverty and 34% of single mothers were in poverty in 2023. This compares to 6% of all families and only 5% of married couple families.

***Persons living with HIV/AIDS*.** Persons living with HIV/AIDS have a need for consistent access to medical care and supportive services which requires that households have access to stable and affordable housing, preferably within proximity to public transit and/or proximity to supportive services or medical facilities. Supportive service needs for persons living with HIV/AIDS include transportation to medical appointments, assistance programs to subsidize care, and navigation services to connect individuals and families to mainstream health services and family counseling. Persons with HIV/AIDS also need employment services to support financial stability and economic mobility. (Of homeless persons with HIV/AIDS who participated in the PIT survey, 25% reported that their illness impacts their housing and/or employment situation.) In Santa Clara County in 2023, there are 3,922 cases of HIV/AIDS with new 171 cases reported during the year.[7]

Survivors of domestic violence. The County's HMIS data for calendar year 2021 show that 262 unhoused persons (34% of the City's homeless population) with connections to the City of Santa Clara were survivors of domestic violence or trafficking. Data also show the number of households with domestic violence experience who sought out and received support for acute housing instability in 2021. Additionally, HMIS data for calendar year 2021 show a total of 82 individuals with a connection to the City of Santa Clara who reported they were fleeing domestic violence. Most of these individuals (76%) were women and 70% of households were adults without children. California state-wide data on human trafficking from the National Human Trafficking Hotline indicates 1,334 identified cases of human trafficking involving 2,122 survivors. Of those cases, 1,023 were related to sex trafficking, 131 were related to labor trafficking, and 63 cases involved both sex and labor trafficking. For cases statewide in which demographic information was collected, 86% were female and 80% were adults 18 or older.

Local service providers for people who are fleeing domestic violence, sexual assault, and human trafficking report that housing instability and housing loss are extremely common for this population. Many survivors have experienced financial abuse, leading to poor credit, low or no

[7] [7] Santa Clara County Public Health. 2023 HIV and STI data | Public Health | County of Santa Clara

income, and lack of employment history. In many cases, the person who is causing the harm is more financially stable than the person attempting to flee, so separating from an unsafe situation is often the primary cause of housing loss. When a perpetrator of violence is removed from the home, that may result in a loss of household income that leads to housing loss. Past evictions that resulted from violence in the home can be a barrier to survivors applying for housing after fleeing.

Persons with addictions and/or a mental illness. In 2021, a total of 29 individuals affiliated with the City of Santa Clara sought out and received support for acute housing instability indicated that they had a behavioral health condition (14% of total individuals). In Santa Clara City, and across Santa Clara County, persons with addictions and persons with a mental illness are at an increased risk of homelessness and housing instability as many individuals lack access to the supportive housing and services they need to remain stably housed.

According to the PIT survey, for example, 143 homeless persons (14%) reported that the primary reason or condition that led to them becoming homeless was “alcohol or drug use” and 64 people (6%) reported that “mental health issues” led to them becoming homeless. When asked what might have prevented them from becoming homeless, 256 homeless persons (25%) said “mental health services” and 183 people (18%) said “alcohol/drug counseling.” While the need for housing and services among this population is high, results from the 2023 PIT survey show low utilization rates among homeless persons in Santa Clara County with only 88 people (9%) accessing mental health services. This compares to 219 homeless persons (22%) who are not using any services.

NA-50 Non-Housing Community Development Needs – 91.215 (f)

This section assesses non-housing community development needs, largely informed by stakeholder consultation and the community survey. A complete survey analysis and overview of community engagement including stakeholder consultation is provided in the Appendix.

Describe the jurisdiction's need for Public Facilities:

Respondents were asked to select the most critical community and economic development needs that included public facilities, public improvement and public services. Public facilities related options were overall selected less frequently than public service related options and ranked as follows among the 26 choices provided:

#8: Food Pantries
#11: Senior centers
#16: Recreation centers
#19: Developed parks/playgrounds

Respondents were also asked to indicate the community development outcomes that they would like to see as a result of HUD funding. The figure below shows the ranking of all options provided with public facilities being slightly more prioritized with childcare centers and senior centers ranking in the top 5 for respondents from Santa Clara City only:

Supplemental Figure 5: Community Development Outcomes.

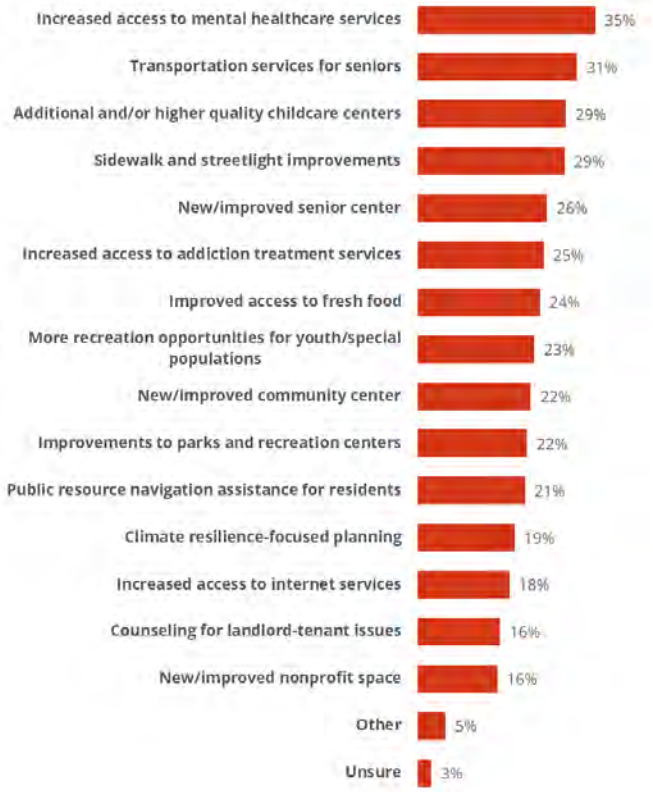

Source: 2024 Santa Clara County Resident and Stakeholder Survey.
Note: Data includes only respondents from Santa Clara City.

Additionally, residents were asked to indicate housing outcomes they would like to see in the city as a result of the HUD funding. Related to public facilities, shelter for people who are unhoused ranked 5th among the housing options provided indicating strong community support for prioritizing funds towards solutions for homelessness in Santa Clara City.

In community meetings and stakeholder focus groups, stakeholders emphasized the need for nonprofit facilities, community centers, and youth centers, which were frequently mentioned as essential for fostering social connections and providing key services. Participants highlighted the importance of improving childcare infrastructure, including affordable and accessible childcare options, as well as creating safe spaces for LGBTQ+ individuals, seniors, and youth. Enhancements to public spaces, such as improved trails, parks, and ecological design were also prioritized with calls for better walkability, bike and pedestrian infrastructure, and ADA-compliant facilities.

How were these needs determined?

Survey respondents were asked to identify the City's top community development and economic development needs as well as community development, economic development and housing outcomes they would like to see as a result of HUD funding.

In the community and stakeholder workshops that were held to support the Consolidated Plan, attendees shared their perceptions of top needs through facilitated discussions and interactive activities.

Describe the jurisdiction's need for Public Improvements:

Similar to public facilities options, survey respondents' ranking for public improvements were not selected as frequently as public services in response to identifying the most critical community and economic development needs in Santa Clara City. The ranking for public improvement related options for Santa Clara City among the 26 choices offered is:

#6: Access to reliable public transportation
#7: Streets for People, accessible for biking, rolling, walking
#10: Neighborhood Cleanups
#14: Sidewalks, streetlights and other neighborhood improvements
#21: Climate resilience-focused planning and implementation
#23: Local renewable energy generation
#25: Environmental hazard mitigation

Additionally, through the stakeholder and resident community workshops, improvements to lighting and sidewalks especially near parks in Santa Clara City was specifically mentioned.

How were these needs determined?

Survey respondents were asked to identify the City's top community development and economic development needs as well as community development, economic development and housing outcomes they would like to see as a result of HUD funding.

In the community and stakeholder workshops that were held to support the Consolidated Plan, attendees

shared their perceptions of top needs through facilitated discussions and interactive activities.

Describe the jurisdiction's need for Public Services:

Among Santa Clara City respondents, public services ranked the highest in response to community and economic development needs and community development outcomes that residents would like to see as a result of the HUD block grant funding. The ranking of public services among 26 community and economic development options were as follows:

#1: Affordable childcare
#2: Mental health services
#3: Services for persons who are currently unhoused
#4. Supportive services for low-income residents, persons living with disabilities, LGBTQIA+ people
#5: Transportation services for seniors
#9: Job training
#12: Youth activities
#13: Public resource navigation assistance

Public service related community development outcomes priorities as shown previously included:

#1: Mental health services
#2: Transportation services for seniors
#6: Addiction treatment services
#7: Food access assistance
#8: Youth activities

Stakeholder feedback highlighted the importance of mental health services, legal assistance, and homelessness prevention, particularly for seniors, transition-age youth, and unhoused families. Attendees noted the need for expanded domestic violence services, including shelters and education programs, and support for immigrants, such as language services, citizenship classes, and navigation assistance for new arrivals. Case management, housing navigation, and rental assistance were also mentioned as critical tools to keep vulnerable populations housed. There was also a focus on senior and youth services. Broader calls included improving access to multi-language services, addressing tenant-landlord issues, and ensuring support systems for LGBTQ+ individuals and veterans. Stakeholders also indicated that limited dental and vision screening services exist across the county for low income residents is having an impact on children's ability to succeed in school.

Related to public service needs, survey respondents were also asked which economic development outcomes they would like to see as a result of the funding among 5 options provided with the following ranking by frequency of selection:

Supplemental Figure 6: Economic Development Outcomes.

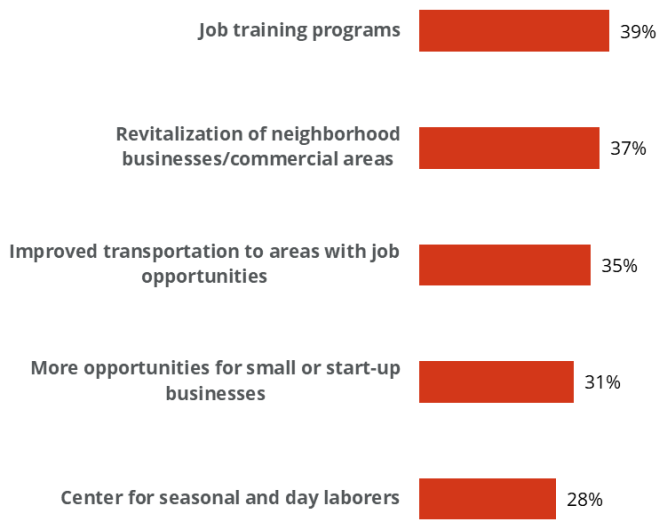

Community feedback from the 3 stakeholder virtual workshops highlighted the need for robust support in education access, job training, and skill development, with calls for programs that enhance economic mobility and create better job opportunities. A strong emphasis was placed on small business development, including access to microbusiness assistance, business grants, and loans, particularly for minority-owned and start-up enterprises. Participants advocated for expanding resources like adult education, financial literacy, and professional development, with targeted support for underserved communities, such as Spanish-speaking programs and services for LGBTQ+ individuals and immigrants. Consideration of hours that programs are offered to accommodate full time workers wishing to upskill was also referenced as a barrier to accessing workforce development programs in the county.

In the resident workshop, a Spanish speaking resident in Santa Clara City reiterated the need for more job training opportunities as a step towards securing a job with requisite income to live in the City. The resident indicated that the community is not aware of existing programs offered in the area and improved outreach is needed.

Lastly, throughout the engagement process, a greater need for regional collaboration and sharing of best practices between local jurisdiction staff and nonprofit service providers was repeatedly referenced as critical to effectively targeting public improvement and service needs. With limited resources and significant need, stakeholders indicated that increased opportunities for convening to share information would maximize opportunities and result in greater impact directed where it is most needed across the region.

How were these needs determined?

Survey respondents were asked to identify the City's top community development and economic development needs as well as community development, economic development and housing outcomes they would like to see as a result of HUD funding.

In the community and stakeholder workshops that were held to support the Consolidated Plan, attendees shared their perceptions of top needs through facilitated discussions and interactive activities.

Housing Market Analysis

MA-5 Overview

Housing Market Analysis Overview:
To support the City of Santa Clara's Consolidated Plan, a regional and jurisdictional housing market analysis was conducted. That study is appended to the Plan. Primary findings are summarized here. The balance of this section reviews housing stock, affordability, provision of publicly assisted housing, the housing needs of special populations, barriers to affordable housing development, in addition to needs for broadband service and displacement risks caused by natural hazards.

Primary Housing Market Analysis Findings
The City of Santa Clara's commitment to affordability is found in its housing production, diverse housing types, and support for affordable housing. Between 2013 and 2023, the City of Santa Clara ranked in the middle among other entitlement jurisdictions in the county for housing unit production with a 14% increase in housing units above Palo Alto, Cupertino, Sunnyvale, same as Mountain View and less than Gilroy and Milpitas. From 2018 to 2023, the City added units at a slightly slower pace, increasing units by 9%, but still higher than neighboring communities. The City of Santa Clara has a diverse housing stock by type with one of the largest shares of multifamily housing and lower share of single family detached housing.

Among neighboring communities in North County, Santa Clara City housing prices are at the "lower" range although extremely high relative to the State of California. Between 2018 and 2023, median renter income surpassed rent increases: renter income rose by 44% while rents rose by 32%. Although home values rose more slowly than rents, the income required to afford homeownership increased by 55%, primarily due to high interest rates.

Rental Market
The median rent in Santa Clara City, as of 2023, was $2,837 per month according to the American Community Survey (ACS). Costar, which tracks rents for larger multifamily properties, reports a higher median of $3,114. Median contract rent increased by 109% between 2010 and 2023, according to data required by HUD. Median gross rent increased by 35% between 2018 and 2023.

Renters are more likely than owners to report living with at least one housing condition:[8] 37% of renter households live with at least one condition, compared to 23% of all owner households. Based on American Community Survey 5 year estimates for 2018 and 2023, renters in Santa Clara City are also more likely to be cost burdened, as shown below. Cost burden has decreased slightly since 2018, despite rising housing costs, which suggests some displacement of lower and moderate income households for higher income households who can manage rising costs.

[8] Housing conditions are (1) lacks complete plumbing facilities, (2) lacks complete kitchen facilities, (3) more than one person per room, and (4) cost burden greater than 30%.

Supplemental Figure 7. Cost Burden

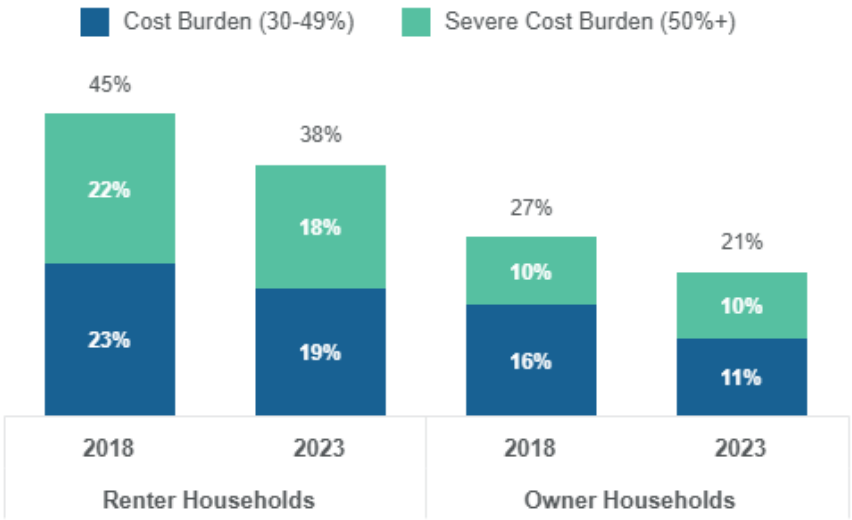

Source: 2018 ACS 5 year estimates, 2023 ACS 5 year estimates.

Rental gaps—which occur when demand from renter households outweighs the supply of affordable rental units—exists for renters until they have incomes of $50,000 and higher (approximately 30% AMI). The City of Santa Clara needs 5,229 rental units or subsidies affordable to renters with incomes of less than $50,000: there are 6,241 renters with incomes under $50,000 and 1,013 units affordable to them.

Households earning up to $50,000/year must often rent higher priced units, becoming cost burdened and putting pressure on the supply of units at higher price points**.** Cumulatively, shortages in affordable rental units affect households earning up to and more than $75,000.

North County respondents (majority Santa Clara City) to the resident survey who reported being displaced within the past 5 years indicated that high and increasing rents were the primary reason for displacement followed by eviction for being behind on rent signaling a critical need for more affordable rental opportunities and rental assistance to prevent eviction. Twenty-four percent of North Santa Clara County resident respondents indicated they had been displaced within the past 5 years.

Supplemental Figure 8. Rental Affordability Gap, Santa Clara City, 2023

Rental Gaps					
Income Range	Maximum Affordable Gross Rent	# of Renter Households	# of Rental Units Affordable	Rental Gap	Cumulative Gap
Less than $5,000	$125	878	25	-853	-853
$5,000 to $9,999	$250	558	25	-533	-1,386
$10,000 to $14,999	$375	406	37	-369	-1,755
$15,000 to $19,999	$500	1,109	67	-1,042	-2,797
$20,000 to $24,999	$625	464	116	-348	-3,145
$25,000 to $34,999	$875	1,142	188	-954	-4,100
$35,000 to $49,999	$1,250	1,684	555	-1,129	-5,229
$50,000 to $74,999	$1,875	1,925	2,672	747	-4,482
$75,000 to $99,999	$2,500	2,651	5,469	2,818	-1,664
$100,000 or more		13,610	21,417	7,807	6,143

Source: 2023 5-year ACS and Root Policy Research.

For Sale Market

In 2024, the median for sale home price in the City of Santa Clara was approximately $1.5 million. As shown in the figure below, the City of Santa Clara has median home prices that are similar to the County and lower than many of the neighboring communities except for Milpitas, but higher than the state of California.

Supplemental Figure 9. Typical Home Price Trends, Santa Clara County and Jurisdictions, 2004 through 2024

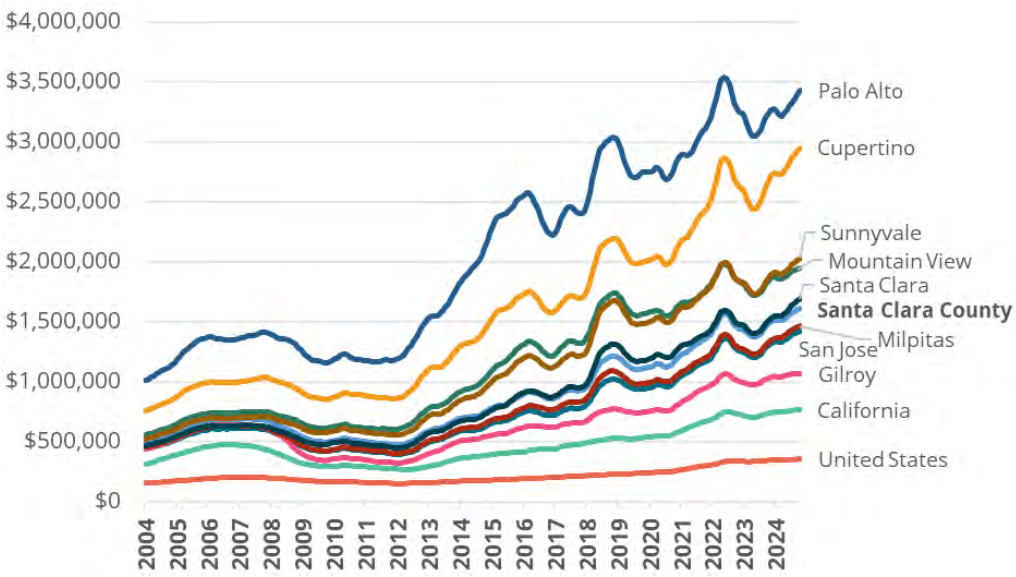

Source: Zillow Research and Root Policy Research.

Losses in purchase affordability due to rising prices and interest rates in the past five years have significantly limited accessibility of homeownership for the county's workforce. The City's homeownership rate has decreased by 2 percentage points between 2018 and 2023.

As shown in the table below, purchase affordability gaps—which occur when demand from potential first-time homebuyers outweighs the supply of affordable homes for sale—exist for renters until they have incomes exceeding $150,000. An estimated 63% of Santa Clara City's potential first-time homebuyers earn less than $150,000, but less than 3% of owner-occupied units are valued within their affordable price range. Due to data limitations, it is not possible to show mismatches in supply and demand at higher income levels.

Supplemental Figure 10. Renter Purchase Affordability Gap, Santa Clara City, 2023

Renter Purchase Gaps					
Income Range	Maximum Affordable Price	% of Renter Households	% of Homes Affordable	Renter Purchase Gap	Cumulative Gap
Less than $5,000	$14,023	3.6%	1.1%	-2.5%	-2.5%
$5,000 to $9,999	$28,043	2.3%	0.1%	-2.2%	-4.7%
$10,000 to $14,999	$42,066	1.7%	0.0%	-1.6%	-6.3%
$15,000 to $19,999	$56,089	4.5%	0.0%	-4.5%	-10.9%
$20,000 to $24,999	$70,112	1.9%	0.0%	-1.9%	-12.8%
$25,000 to $34,999	$98,158	4.7%	0.0%	-4.7%	-17.4%
$35,000 to $49,999	$140,227	6.9%	0.4%	-6.5%	-23.9%
$50,000 to $74,999	$210,342	7.9%	0.2%	-7.7%	-31.6%
$75,000 to $99,999	$280,458	10.9%	0.4%	-10.5%	-42.1%
$100,000 to $149,999	$420,688	18.7%	0.5%	-18.2%	-60.2%
$150,000 or more		37.1%	97.3%	60.2%	

Source: 2023 5-year ACS and Root Policy Research.

MA-10 Number of Housing Units – 91.210 (a) (b)(2)

Between 2013 and 2023, the City of Santa Clara ranked in the middle of neighboring entitlement communities in the number of housing units added, with a 14% increase in housing units. From 2018 to 2023, the pace of housing unit production slowed slightly to 9%.

Supplemental Figure 11. Housing Units, County and Participating Jurisdictions, 2013-2023

	Total Housing Units			Housing Unit Change	
Jurisdiction	2013	2018	2022/23	2013-2023	2018-2023
Santa Clara County	642,654	678,530	703,922	10%	4%
San Jose	319,700	334,350	340,392	6%	2%
Participating Cities					
Cupertino	21,473	21,788	21,917	2%	1%
Gilroy	15,024	16,585	17,644	17%	6%
Milpitas	20,744	23,574	25,252	22%	7%
Mountain View	33,468	35,903	38,230	14%	6%
Palo Alto	27,789	27,753	29,065	5%	5%
Santa Clara (city)	44,632	46,485	50,805	14%	9%
Sunnyvale	56,168	58,915	61,519	10%	4%
Urban County	97,192	100,012	103,463	6%	3%
Campbell	16,616	17,819	18,341	10%	3%
Los Altos	11,493	11,040	11,685	2%	6%
Los Altos Hills	3,052	3,356	3,454	13%	3%
Los Gatos	13,102	12,925	13,765	5%	6%
Monte Sereno	1,259	1,251	1,347	7%	8%
Morgan Hill	13,133	15,070	15,054	15%	0%
Saratoga	11,324	11,417	11,473	1%	0%
Unincorporated	27,213	27,134	28,344	4%	4%
California	13,791,262	14,277,867	14,762,527	7%	3%
United States	132,808,137	138,539,906	145,333,462	9%	5%

Source: 2013, 2018, 2022, and 2023 ACS, and Root Policy Research.

As demonstrated by the figure below, the City of Santa Clara has a high inventory of multifamily buildings with 20+ units at 31% and is on the low end among jurisdictions for inventory of single family detached homes. The City has a lower volume of lower density housing types such as duplex/triplex housing units, however, overall has a balanced portfolio of housing types.

Supplemental Figure 12. Housing Units by Structure Type, Participating Jurisdictions and Urban County Communities, 2022/23

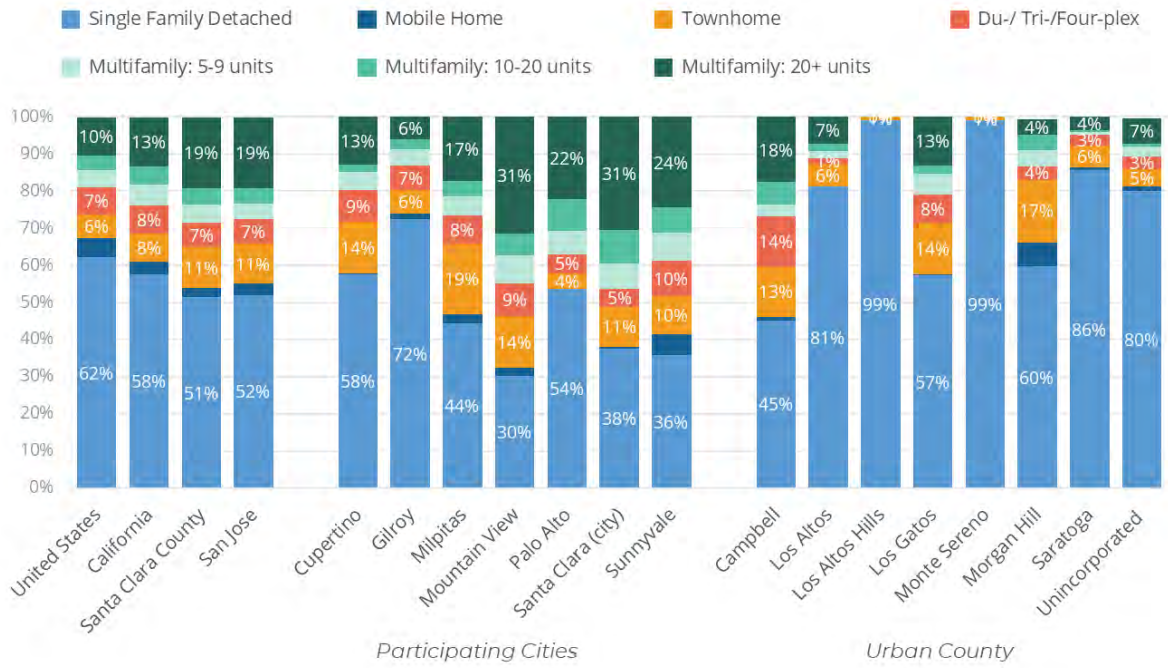

Source: 2022 and 2023 ACS and Root Policy Research.

All residential properties by number of units

Table 31 – Residential Properties by Unit Number **Data Source:** ACS 2023 5 year estimates.		
Property Type	**Number**	**Percentage (%)**
1-unit detached structure	19,293	37%
1-unit, attached structure	5,565	11%
2-4 units	3,892	8%
5-19 units	7,850	15%
20 or more units	15,177	29%
Mobile Home, boat, RV, van, etc.	109	0%
Total	***51,886***	***100%***

Unit Size by Tenure

Santa Clara City homeowners are most likely to live in larger homes (80% live in units with 3 or more bedrooms), while renters are most likely to occupy 1-2 bedroom units (31% live in 1 bedroom and 41% live in 2 bedroom units).

Table 32 – Unit Size by Tenure **Data Source:** ACS 2023 5 year estimates.				
	Owners		**Renters**	
	Number	**%**	**Number**	**%**
No bedroom	118	1%	3,066	11%
1 bedroom	594	3%	8,802	31%
2 bedrooms	3,323	17%	11,795	41%
3 or more bedrooms	15,991	80%	4,912	17%
Total	***20,026***	100%	***28,575***	100%

Describe the number and targeting (income level/type of family served) of units assisted with federal, state, and local programs.

SCCHA Section 8 Housing Choice Voucher program serves those between 0%-30% AMI and 30%-50% AMI. SCCHA owns seven affordable housing projects within the City, including:

- Bracher Senior Housing, a 72-unit senior housing complex for seniors under 50% AMI;
- Deborah Drive Apartments, a four-unit public housing complex for families under 30% AMI;
- Eklund Garden Apartments, a 16-unit apartment complex for those under 30% AMI;
- John Burns Garden Apartments, a 100-unit senior housing complex for seniors under 50% AMI;
- Klamath Gardens Apartments, a 17-unit apartment complex for families under 50% AMI;
- Miramar Way Apartments, a 16-unit apartment complex for families under 50% AMI; and
- Rivertown Apartments, a 100-unit apartment complex for families under 60% AMI.

Additionally, according to the 2023-2031 Housing Element, the City of Santa Clara has 233 units of housing targeted to extremely low-income residents (less than 30% AMI) in the following buildings:

- Monroe Apartments, 16 units
- Calabazas Apartments, 80 units
- Mainline North, 16 units
- Agrihood, 54 units
- Kifer Senior, 39 units
- Peacock Commons, 10 units
- Belovida Senior Apartments, 9 units
- Cypress Apartments, 5 units
- Presidio el Camino Apartments, 4 units

Provide an assessment of units expected to be lost from the affordable housing inventory for any reason, such as expiration of Section 8 contracts.

According to the City's 2024 Housing Element, there are four assisted rental projects, with a total of 45 units in Santa Clara are identified to be at potential, albeit very low, risk of conversion to market rate use between June 2028 and October 2031. The following objectives outlined in the City's Housing Element support the City's goal of conserving 87 affordable units which include "naturally occurring affordable housing" units (44 in higher income, higher resourced, and lower density neighborhoods):

a) Continue to assist property owners of income restricted housing to make periodic capital improvements to their property, to improve energy efficiency and to extend affordability.

b) Continue to monitor and analyze inventory of income restricted projects/units that may be at-risk of losing affordability controls and maintain contact every four years with the property owners regarding long-term plans for their projects.

c) Maintain contact with public and nonprofit agencies (qualified entities) every two years, such as the Sobrato Family Foundation, BRIDGE Housing, and MidPen Housing that have expressed interest in purchasing, managing, or financing the acquisition of at-risk units.

d) Explore new funding sources that can be used for preservation from the Bay Area Housing Finance Authority (BAHFA) and other state sources by attending at least two related meetings or webinars per year.

e) Work with owners of at-risk income restricted housing to restructure City loans in exchange for extended affordability restrictions when appropriate.
Page 13.2-13

f) When an at-risk project is identified, work with the property owner to provide tenants with information regarding tenant rights and conversion procedures, including the property owner requirement to provide a minimum 12-month notice of intent if they choose to opt out of low-income use restrictions.

g) By the end of 2024, develop a list of naturally occurring affordable housing (NOAH) locations and meet with at least three property owners to facilitate possible connections between sellers, affordable housing developers, and funding sources.

h) In 2025, 2027, and 2029, monitor the risk of conversion of naturally occurring affordable housing (NOAH) by contacting owners of the three highest risk properties to determine their intentions and continue to coordinate with qualified entities regarding the conversion of NOAH to income-restricted affordable housing.

Does the availability of housing units meet the needs of the population?

There is currently a 5,228-unit gap for renter households between 0%-30% AMI. Throughout the community engagement outreach for this Consolidated Plan, stakeholders and residents referenced

affordable housing for extremely low and low income residents as the highest priority as a preventative strategy for increasing numbers of homeless residents across the county.

Describe the need for specific types of housing:

As discussed in the Needs Assessment, those in need of affordable housing include people at -risk of homelessness, homeless individuals, seniors, people living with HIV/AIDS, people with disabilities. As identified throughout the City's community engagement efforts, there is an urgent need for homeless shelters, transitional housing and emergency funds and/or legal and emergency financial assistance to prevent eviction.

Discussion

There is a significant need for affordable housing units within the City and especially for people with special needs, including the elderly, disabled, large households, and people living with HIV/AIDS. Several past CDBG and HOME funded projects and activities have addressed these needs through service providers including Catholic Charities, Santa Clara Senior Center Nutrition Program, Neighborhood Conservation and Improvement Program, Rebuilding Together Silicon Valley, and Tenant Based Rental Assistance.

The City's 2023-2031 Housing Element outlines quantitative goals for increasing affordable housing inventory in the City specifically in higher opportunity areas:

- 650 units Constructed (325 units by 2028)
- 150 units Rehabilitated (75 units by 2028)
- 44 units Conserved (22 units by 2028)

As part of the goal of constructing 650 units, rehabilitating 150 units, and conserving 44 units for affordable housing development, the City seeks to assist at least 125 individuals through actions that facilitate affordable housing development on religious/faith-based sites, adaptive reuse of hotels/motels along transit corridors in proximity to services for affordable or interim housing, affordable home sharing, increasing the density limit for Very Low Density Residential parcels and through additional naturally occurring affordable units on single-family zoned properties such as ADUs and SB 9 projects.

MA-15 Housing Market Analysis: Cost of Housing – 91.210 (a)

Introduction

The City of Santa Clara is among a group of neighboring communities comprising the North County who host the highest home values and rents in the region. In the North County, the City's median home values are higher than Milpitas, but lower than Palo Alto, Sunnyvale, Mountain View, and Cupertino and roughly similar to the overall County median value. As shown in the figure below, between 2018 and 2023, median renter income actually surpassed rising rental costs: renter income rose by 44% while rents rose by 32%. The reality of rising costs of everyday necessities and energy costs coupled with displacement of lower income renters in the City, however, necessitate caution in concluding that the City is affordable to all households based on income and rental data alone. Although home values rose more slowly than rents, the income required to afford homeownership increased by 55%, primarily due to high interest rates, making homeownership out of reach for most renter households. Additionally, rising home insurance rates due to climate change related risk will continue to exacerbate the lack of homeownership affordability in Santa Clara City and regionally.

Supplemental Figure 13. Median Income and Housing Cost 2018-2023.

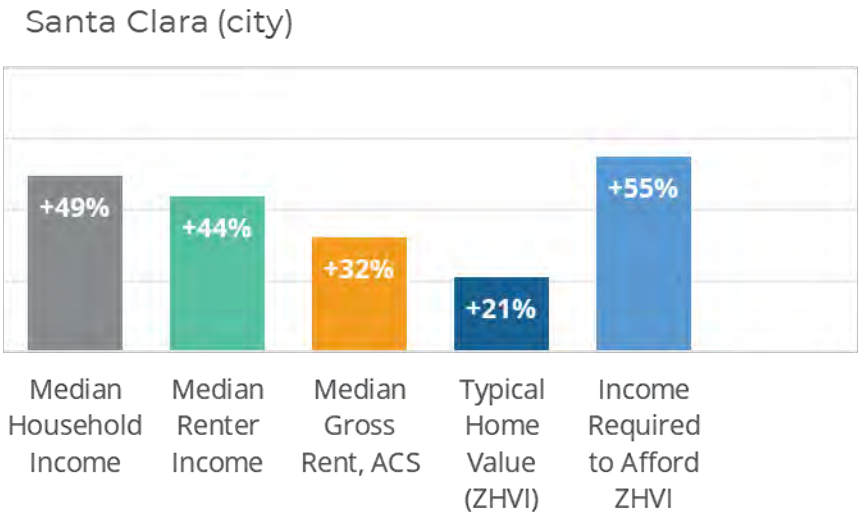

Source: 2018 and 2013 ACS 5 year estimates.

Percent Change in Median Income vs. Percent Change in Rent/Home Costs, 2018-2023

Median contract rent increased by 110% between 2010 and 2023, according to data required by HUD. Median gross rent increased by 32% between 2018 and 2023. The vast majority of rental units rent for more than $2,000 per month.

In 2024, the median for sale home price in Santa Clara City was $1.5 million. As previously mentioned, Santa Clara City's median home value, although extremely high, is actually lower than the median home values of neighboring jurisdictions and similar to the median for the County.

Cost of Housing

Table 33 – Cost of Housing **Data Source:** ACS 2010 5 year estimates (Base Year), ACS 2023 5 year estimates (Most Recent Year)			
	Base Year: 2010	**Most Recent Year: 2023**	**% Change**
Median Home Value	$643,800	$1,527,900	137%
Median Contract Rent	$1,356	$2,857	110%

Table 34 – Rent Paid **Data Source:** ACS 2023 5 year estimates		
Rent Paid	**Number**	**%**
Less than $500	228	0.81%
$500-999	501	1.77%
$1,000-1,499	1,262	4.46%
$1,500-1,999	2,699	9.55%
$2,000 or more	23,581	83.41%
Total	***28,271***	***100.00%***

Housing Affordability

Table 35 – Housing Affordability **Data Source:** ACS 2023 5 year estimates		
% Units affordable to Households earning	**Renter**	**Owner**
30% HAMFI	710	No Data
50% HAMFI	2,650	150
80% HAMFI	7,405	230
100% HAMFI	No Data	369
Total	***10,765***	***749***

Monthly Rent

Table 36 – Monthly Rent **Data Source:** HUD FMR & HOME Rents					
Monthly Rent ($)	**Efficiency (no bedroom)**	**1 Bedroom**	**2 Bedroom**	**3 Bedroom**	**4 Bedroom**
Fair Market Rent	2,223	2,513	2,941	3,750	4,202
High HOME Rent	1,611	1,728	2,074	2,389	2,645
Low HOME Rent	1,281	1,372	1,646	1,902	2,122

Is there sufficient housing for households at all income levels?

The rental affordability gap conducted to support the Consolidated Plan found that the City of Santa Clara needs 5,228 rental units affordable to renters with incomes of less than $50,000: there are 6,241 renters with incomes under $50,000 and 1,013 units affordable to them and therefore sufficient housing

does not exist for households at all income levels.

Purchase affordability gaps—which occur when demand from potential first-time homebuyers outweighs the supply of affordable homes for sale—exist for renters until they have incomes exceeding $150,000. An estimated 63% of Santa Clara City's potential first-time homebuyers earn less than $150,000, but approximately 3% of owner-occupied units are valued within their affordable price range.

How is affordability of housing likely to change considering changes to home values and/or rents?
Rising housing costs continue to outpace household income growth within the City. The City anticipates that the cost of market-rate housing will continue to increase with the strong economy within the Silicon Valley region, which has led to household growth outpacing the production of new housing units and additional upward pressure on housing costs.

How do HOME rents / Fair Market Rent compare to Area Median Rent? How might this impact your strategy to produce or preserve affordable housing?

The Fair Market Rent and the area median rent are comparable. This allows Housing Choice Voucher holders to rent properly sized units.

Discussion

Area median rents and home prices have risen significantly in the last 10 years; however, median income has not risen in proportion. Voucher allocations have increased to cope with rising prices.

MA-20 Housing Market Analysis: Condition of Housing – 91.210 (a)

HUD defines housing "conditions" similarly to the definition of housing problems previously discussed in the Needs Assessment. These conditions are:

1. More than one person per room
2. Cost burden greater than 30%
3. Lack of complete plumbing
4. Lack of complete kitchen facilities

Definitions

The City defines substandard housing consistent with the State of California:

According to the California Health and Safety Code, Division 13, Part 1.5 Regulation of Buildings Used for Human Habitation, a Substandard Building is one where there exists any of the conditions listed in section 17920.3 to an extent that endangers the life, limb, health, property, safety, or welfare of the public or the occupants thereof.

Condition of Units

Most of Santa Clara City's housing stock is in good condition with three quarters of owners and 58% of renters reporting no negative conditions which is positive given the age of housing. Renters are more likely than owners to occupy housing units with condition challenges, with 37% in units with one condition and 5% in units with two conditions, compared to 24% of owners.

The City of Santa Clara has a large inventory of older housing units with three-quarters of owned units and half of rental units being built before 1980. These units have the highest risk of lead based paint hazards. Data was not available to estimate the presence of children in these units. Interviews with Rebuilding Together, a regional housing rehabilitation nonprofit serving Santa Clara City, indicated that the need for lead remediation is often identified when evaluating applications for home rehabilitation assistance and substantial cost and few qualified contractors in the region.

Condition of Units

Table 37 – Condition of Units
Data Source: Data Source: ACS 2023 5 year estimates

Condition of Units	Owner-Occupied		Renter-Occupied	
	Number	%	Number	%
With one selected Condition	4,550	23%	10,430	37%
With two selected Conditions	101	1%	1,430	5%
With three selected Conditions	75	0%	179	1%
With four selected Conditions	0	0%	0	0%
No selected Conditions	15,300	76%	16,536	58%
Total	20,026	100%	28,575	100%

Year Unit Built

Table 38 – Year Unit Built **Data Source: Data Source:** ACS 2023 5 year estimates				
Year Unit Built	**Owner-Occupied**		**Renter-Occupied**	
	Number	**%**	**Number**	**%**
2000 or later`	2,958	15%	8,696	30%
1980-1999	1,867	9%	5,459	19%
1950-1979	13,485	67%	12,657	44%
Before 1950	1,716	9%	1,763	6%
Total	20,026	100%	28,575	100%

Risk of Lead-Based Paint Hazard

Table 39 – Risk of Lead Based Paint **Data Source: Data Source:** ACS 2023 5 year estimates (Total units)				
Risk of Lead-based Paint Hazards	**Owner-Occupied**		**Renter-Occupied**	
	Number	**%**	**Number**	**%**
Total Number of Units Built Before 1980	15,201	76%	14,420	50%
Housing Units built before 1980 with children present	NA		NA	

Vacant Units

Table 40 – Vacant Units Data Source: Data Source: ACS 2011-2015			
	Suitable for Rehabilitation	Not Suitable for Rehabilitation	Total
Vacant Units			3,285
Abandoned Vacant Units			
REO Properties			
Abandoned REO Properties			

Need for Owner and Rental Rehabilitation

The City's 2023-2031 Housing Element identified a much lower need for rehabilitation than new construction of affordable housing with an estimate of only 10 units needing rehabilitation per year.
Low to moderate income seniors and residents with disabilities living on fixed incomes, however, have a considerable need for rehabilitation assistance. There are approximately 121 frail elderly households in the City of Santa Clara who could have needs for accessibility improvements based on their poverty rate. There are a total of 1,505 residents with a hearing or vision impairment; and 1,645 with an ambulatory limitation—all of which could have rehabilitation needs.

Estimated Number of Housing Units Occupied by Low or Moderate Income Families with LBP Hazards
Building age is used to estimate the number of homes with lead-based paint (LBP), as LBP was prohibited for use on residential units built after 1978. For the purposes of this plan, units built before 1980 are used as a baseline for units that contain LBP. According to HUD data, 76% of owner-occupied units (or 15,201 units) and 50% of renter-occupied units (14,420 units) were built before 1980. Data on children present is not available. These owners and renters, especially those who are lower income, have the highest risk of lead based paint hazards. It is important to note that many of these potential LBP units have been substantially rehabilitated where lead and other hazards were abated as part of that process, but the exact number of abated LBP units is uncertain. Rebuilding Together, the region's housing rehabilitation nonprofit service provider, indicated in stakeholder interviews that approximately 12 homes test positive and need remediation per year with high associated cost. They shared that most homes in the region that are positive for lead paint were built in the 1950's.

The City has an LBP Management Plan and carries out projects according to this plan. The City requires testing and hazard reduction in properties that use CDBG or HOME rehabilitation funds where lead and other risks may be present. The City also provides information about the risk of LBP to property owners.

MA-25 Public and Assisted Housing – 91.210 (b)

Introduction

As discussed in the Needs Assessment, SCCHA administers federal rental assistance programs through the Section 8 Voucher Program. These programs are targeted to low-, very low-, and extremely low-income households, more than 80% of which are extremely low-income families, seniors, veterans, persons with disabilities, and formerly homeless individuals. SCCHA currently owns and manages 36 properties with a total of 2700 housing units across Santa Clara County. Information on public housing units and vouchers for Santa Clara City is detailed in the table below.

Totals Number of Units

Table 41 – Total Number of Units by Program Type
Data Source: Santa Clara County Housing Authority, January 2025

	Certificate	Mod- Rehab	Public Housing	Vouchers					
							Special Purpose Voucher		
				Total	Project-based	Tenant -based	Veterans Affairs Supportive Housing	Family Unification Program	Disabled*
# of units vouchers available	0	0	4	NA	236	NA	NA	NA	NA
# of accessible units	0	NA	0	NA	49	NA	NA	NA	NA

*includes Non-Elderly Disabled, Mainstream One-Year, Mainstream Five-year, and Nursing Home Transition

Describe the supply of public housing developments:

In 2008, SCCHA was designated a Moving to Work (MTW) agency. The MTW program is a federal demonstration program that allows greater flexibility to design and implement more innovative approaches for providing housing assistance. Through this designation, SCCHA has used Low Income Housing Tax Credit (LIHTC) financing to transform and rehabilitate its public housing units. There are only four public housing units in the County as all properties have been RAD transitioned over the years.
SCCHA operates four two-bedroom public housing units in the City of Santa Clara and those are the only remaining traditional public housing units within the County.

Describe the number and physical condition of public housing units in the jurisdiction, including those that are participating in an approved Public Housing Agency Plan:

As displayed in Table 45 below, the average inspection score for the four public housing units was 96 in 2017. This is a high average score, indicating that the units are in good condition.

Public Housing Condition

Table 42 – Public Housing Condition
Data Source: PIC (PIH Information Center)

Public Housing Development	Average Inspection Score
Deborah Drive Apartments	96

Deborah Drive Apartments which comprise 4 units are the only public housing remaining in the SCCHA inventory and received a high inspection score when last inspected in 2017.

Describe the restoration and revitalization needs of public housing units in the jurisdiction:

SCCHA no longer has any traditional public housing buildings in its inventory, but only the 4 units previously referenced. Properties that have been RAD converted have received considerable rehabilitation and SCCHA has a capital improvement fund to address any new restoration and revitalization needs across properties and seek input from residents on needed improvements through a survey conducted every 3 years.

Describe the public housing agency's strategy for improving the living environment of low- and moderate-income families residing in public housing:

SCCHA has been an MTW agency since 2008. In this time the agency has developed 60 MTW activities. As previously indicated in the Needs Assessment section of this plan, the majority of successful initiatives have been aimed at reducing administrative inefficiencies, which produce more resources for programs aimed at assisting LMI families. SCCHA conducts resident surveys every 3 years to determine needs, experiences, and program suggestions of voucher participants across the county. Additionally, 2 residents are included on the SCCHA Board of Commissioners.

An example of such a program is SCCHA's Family Self Sufficiency (FSS) Program designed to provide assistance to current SCCHA Section 8 families to achieve self-sufficiency. As per the SCCHA. "the FSS program provides case management and advocacy to current program participants in order to help them attain self-sufficiency goals. Families enroll and sign a five-year contract to participate in the program. After enrolling in the program, participants set goals such as finishing their education, obtaining job training, and/or employment. During the contract term, participants who increase their earned income can receive cash bonuses. When the family reports an increase in earned income, SCCHA calculates a monthly bonus amount that is deposited into an 'escrow' account which the family can receive upon program graduation. Families eligible for the FSS program are those receiving SCCHA assistance through the HCV program and the program is both free and voluntary.

Another program, as referenced in the Needs Assessment section of the plan is the Housing Mobility Pilot project that SCCHA is in the process of launching. This program will provide housing opportunities for families enrolled in the Housing Choice Voucher program to move to higher opportunity areas across the county. Higher opportunity areas include those that are higher income with better performing schools and increased access to job opportunities. Participants in the program will receive security deposit assistance, housing search assistance and counseling. One hundred families will be selected to participate in the initial pilot program.

Discussion:
See above.

MA-30 Homeless Facilities and Services – 91.210 (c)

Introduction

This section describes the mainstream and targeted services and resources available persons and households experiencing homelessness in the City of Santa Clara and in the County of Santa Clara. According to the Housing Inventory Count (HIC) for 2021, the City had a total capacity of 453 resources to support qualifying populations in the city—most of which were rapid rehousing (151 beds) or other permanent supportive housing (126 beds).

Although these resources are located within the city and are available to City residents, very little capacity is set-aside for residents or for those with a connection to the City of Santa Clara. Individuals within the city can access resources across the County of Santa Clara through the Here4You emergency shelter hotline and through the countywide Coordinated Entry System (CES).

In 2021, there were a total of 347 people with a connection to the City of Santa Clara in emergency shelters; 41 people in transitional housing; 230 people in rapid rehousing; 166 people in permanent supportive housing; and 206 people in homelessness prevention—regardless of the physical location of the program.

Facilities and Housing Targeted to Homeless Households

Table 43 – Facilities & Housing Targeted to Homeless Households
Data Source: List includes DV Shelters. Numbers are duplicate for Unaccompanied Youth and Unaccompanied Children. Data includes entire continuum capacity and is aggregate for the County

	Emergency Shelter Beds		Transitional Housing Beds	Permanent Supportive Housing Beds	
	Year-Round Beds (current & new)	Voucher/Seasonal/ Overflow Beds	Current and New	Current and New	Under Development
Households with Adult(s) and Child(ren)	0	0	165	78	0
Households with Only Adults	0	0	4	26	0
Chronically Homeless Households	0	0	0	7	80
Veterans	0	0	0		0
Unaccompanied Youth	0	4	20	28	0

Describe mainstream services, such as health, mental health, and employment services to the extent those services are used to complement services targeted to homeless persons

The City of Santa Clara provides a range of mainstream services to support homeless persons (including those at risk of homelessness) and allocates funds for local non-profits and organizations to administer health, mental health, and employment services that complement the services targeted to homeless persons.

The services available in Santa Clara City include but are not limited to:

- Dignity on Wheels offers hot showers, free laundry facilities, and supportive services every Thursday on Bassett Street.
- The City allocates HOME funds and contracts with Project Sentinel to provide fair housing services including tenant-based services; outreach activities to train housing providers and social service agencies; a Fair Housing Forum for elected and City officials; and for the creation of a multi-lingual guide on property management for landlords who may own only a few properties. The City also allocated CDBG funds to subsidize the rehabilitation of the Project Sentinel facility to provide proper service delivery and to expand the services offered by the organization.
- The Santa Clara Unified School District Adult Education Center helps students develop "Welfare to Work" plans and provides career advice, job placement assistance, resume development, and interview skills to students. Additionally, the Adult Education Center serves homeless persons by providing job training and housing opportunities.
- The Behavioral Health Services Department (BHSD) offers mental health services and substance use treatment services for adults and older adults with substance use addictions and/or mental health needs. Services are available in English, Spanish, Mandarin, Vietnamese, and Tagalog and include:
- Withdrawal management services (including residential detoxification);
- Residential treatment with individual, group, and family counseling;
- Recovery services including coaching, relapse prevention, and linkages to housing, transportation, job training, and education; and
- Transitional housing for clients engaged in outpatient treatment that need a safe space or temporary housing.
- HOPE Services provides services to people with developmental disabilities and with mental health needs. Services include day services, training and employment, mental health care, and community living services that support clients ability to live independently.
- The Santa Clara County Childcare Resource and Referral (R&R) Program offers information about available childcare options for families. The program also manages and provides access to the Santa Clara County Childcare Portal which is a database with over 2,000 childcare providers.

Additionally, City staff regularly coordinate with the Momentum Health Trusted Response Urgent Support Team (TRUST) program to help residents during urgent mental health or substance use situations. TRUST is a community-driven mobile mental health crisis response team composed of specially trained community residents including those who have first-hand experience with mental health challenges; crisis intervention specialists; and first aid provider/responders. TRUST teams are different from other County-supported mental health crisis response teams, as they respond without involving law enforcement. The TRUST team can be reached through the suicide crisis line at 9-8-8. The Santa Clara Police Department also coordinates closely with the Santa Clara County Psychiatric Emergency Response Team (PERT) which is a crisis

intervention model that pairs a licensed mental health clinician with a law enforcement officer to respond to calls in real time involving people in active, acute mental health crises.

Mainstream services that compliment services targeted to homeless persons include:

- The Valley Homeless Healthcare Program (VHHP) is part of the Santa Clara Valley Medical Center and provides medical services to homeless individuals, including primary care and urgent care. VHHP also manages a Medical Respite program for homeless individuals discharged from hospitals as well as a Backpack Homeless Health Care Program for those in encampments.[21]
- The County Social Services Agency has expedited the review process of homeless household CalFresh applications so that they may receive benefits within three days.
- The County Behavioral Health Services Department (BHS) has multiple programs to connect homeless individuals with housing or shelter assistance. BHS also treats those going through behavioral health crises.
- The County Reentry Resource Center (RRC) provides services to those who have been previously incarcerated and to individuals who are homeless upon release. Services include referrals to drug treatment, housing assistance, food assistance, counseling, and other benefits.
- The County Office of Supportive Housing (OSH) mission is to increase the supply of housing and supportive housing that is affordable and available to extremely low income and /or special needs households. OSH supports the County mission of promoting a healthy, safe, and prosperous community by ending and preventing homelessness.

Other mainstream services include:

- Non-Employment Income: Social Security, Social Security Disability, General Assistance, Cash Aid, CALWORKS, Veterans Benefits, Tribal TANF, and CAPI.
- Food Related Assistance: CalFresh, SNAP, and WIC.
- Legal Services: Bay Area Legal Aid and Law Foundation of Silicon Valley.
- Medical: Medicaid, Medicare, Covered California, and Valley Homeless Healthcare Program (VHHP).
- Employment Training Opportunities: Living Wage Employment Initiative. The area Continuum of Care provides a Living Wage Employment Initiative, which is a program that engages previously homeless program participants in job training, holds jobs fairs, and connects them with living-wage employment leading to careers in high growth industries.[22]
- Transportation: CalWorks
- Childcare: Early Childhood Providers and CalWorks

[21] Valley Homeless Healthcare Program(VHHP).Santa Clara Valley Medical Center. https://www.scvmc.org/clinics- and-locations/Valley-Homeless-Health-Program/Pages/overview.aspx

[22] FY2019 CoC Application

List and describe services and facilities that meet the needs of homeless persons, particularly chronically homeless individuals and families, families with children, veterans and their families, and unaccompanied youth. If the services and facilities are listed on screen SP -40 Institutional Delivery Structure or screen MA-35 Special Needs Facilities and Services, describe how these facilities and services specifically address the needs of these populations.

In the City of Santa Clara, there are a total of 137 beds for households with children (HC); 11 beds for[23] single males and females (SMF); 133 beds for single males and females and households with children (SMF+HC); and 4 beds for youth males and females (YMF). Table 3 below summarizes the organizations that offer facilities and beds to homeless persons and households with specific needs in Santa Clara City. In addition to the beds and facilities shown below, the City of Santa Clara offers a variety of services that meet the needs of homeless persons including those with special housing and service needs. Services and facilities provided by or in Santa Clara City include but are not limited to:

- The City works closely with Housing Trust Silicon Valley to provide security deposit and utility assistance to chronically homeless persons and to persons at-risk of becoming homeless.
- LifeMoves offers career skills development, resume workshops, and job search support for homeless individuals and families (including chronically homeless persons and families). The non-profit also offers education for children and childcare services within family shelters, health and wellness workshops, and financial literacy programs to clients. (LifeMoves' program are provided in jurisdictions across Santa Clara County and San Mateo County.)
- The Health Trust delivers medically tailored meals (via Meals on Wheels) to persons with HIV/AIDS in Santa Clara City and has a chronic disease prevention and management services team that supports persons with HIV/AIDS by providing Ryan White case management, emergency transportation, financial assistance, and HOPWA or PSH subsidies.
- Next Door Solutions to Domestic Violence provides a hotline, walk in crisis counseling, emergency shelter, a Housing First program to prevent immediate homelessness, and HomeSafe which provides long-term housing and support services. Next Door also offers employment services and support groups for LGBTQ+ persons, women, teens, and men.

Facilities to meet the needs of homeless persons and families in the City of Santa Clara are summarized in the table below including the target population.

Supplemental Figure 14. Homeless Beds
Data Source: City of Santa Clara

Organization Name	Project Name	Target Population	Total Beds
Abode Services	City of Santa Clara TBRA	SMF+HC	75
Abode Services	Prop 36 RAP	SMF	1
Bill Wilson Center	Hathaway (formerly Lafayette Parenting)	HC	10
Bill Wilson Center	Jackson	HC	13
Bill Wilson Center	Peacock Commons HUD	SMF+HC	16

Bill Wilson Center	Peacock Commons LI	SMF+HC	27
Bill Wilson Center	Peacock Commons MHSA	SMF+HC	11
Bill Wilson Center	Youth Shelter North County	YMF	4
County of Santa Clara Office of Supportive Housing	[CCP Housing Maintenance] MHSA Peacock	SMF	7
County of Santa Clara Office of Supportive Housing	SCC MHD – MHSA Belovida Santa Clara	SMF	3
HomeFirst (formerly EHC LifeBuilders)	SFLC ? Veteran Rapid Rehousing Program (VRRP) – OSH – SCC	SMF+HC	4
HomeFirst (formerly EHC LifeBuilders)	Sobrato Family Living Center ELI (SFLC II)	HC	74
HomeFirst (formerly EHC LifeBuilders)	Sobrato Family Living Center PSH (SFLC III)	HC	40

Santa Clara City Council has recognized the need to develop a strategy to address increasing and chronic homelessness within the city. The Council has discussed the possibility of safe parking using the model that neighboring jurisdictions have adopted possibly as a pilot project but faces the barrier of identifying funding and land. Additional gaps related to homeless facilities that the city is in the process of addressing are the provision of inclement weather shelter for which the city has recently received funding from the state, and navigation of housing opportunities which is currently being handled by one staff person at a library which is insufficient to address the need which the city hopes to address with HOME funds. The city has identified a need for low barrier emergency shelter which currently does not sufficiently exist.

[23] Valley Homeless Healthcare Program(VHHP).Santa Clara Valley Medical Center. https://www.scvmc.org/clinics- and-locations/Valley-Homeless-Health-Program/Pages/overview.aspx

MA-35 Special Needs Facilities and Services – 91.210 (d)

Introduction

This section describes the supportive housing needs of special needs populations in the City of Santa Clara including the special needs facilities and services available within City limits and regionally that service these populations. The populations considered in this section include: elderly and frail elderly persons, persons with disabilities, persons with addictions, public housing residents, persons with HIV/AIDS and their families, and survivors of domestic violence.

Elderly/senior households. To address the supportive housing needs of elderly persons and seniors living in Santa Clara City, Catholic Charities' Ombudsman Program assists low income seniors in long-term care facilities by working to resolve client problems and cases and by improving the quality of their care. Additionally, seniors in Santa Clara City are served by the Silicon Valley Independent Living Center (SVILC) which provides information on and referrals to independent living facilities, independent living skills trainings, self-advocacy training, and referrals to housing. The center also provides home modification assistance, emergency financial assistance, assistive technology, benefits counseling, access to an accessible computer lab, and transition assistance to support seniors and elderly persons moving from nursing homes or institutions into integrated community-based living.

Seniors are also served by Live Oak Adult Day Services which offers a structured day program for seniors and is designed to help caregivers go to work and finish errands while providing support to seniors with cognitive or physical impairments. Additionally, the City provides access to Residential Care Facilities for the Elderly (RCFE) which are non-medical facilities that provide care and assistance with daily living activities (bathing, grooming, etc.) to persons 60 years and over and to persons under 60 years with certain circumstances. The City currently has 80 RCFE beds available for elderly persons.

Persons with disabilities. Residents with disabilities in the City of Santa Clara have unique supportive housing and service needs and face additional housing barriers as many of these households have lower incomes, higher poverty rates, lack access to affordable and accessible housing, and a limited availability of affordable in-home care (including in-home caregivers). Persons with developmental disabilities in the City of Santa Clara also have unique supportive housing and service needs. Housing Choices (a non-profit that services persons with developmental disabilities), provided the following comments on the needs of residents with developmental disabilities in Santa Clara County. These comments were received as part of the City's Housing Element update.

- Between September 2015 and June 2021, the Department of Developmental Services reported that Santa Clara County residents with developmental disabilities age 62 and older grew by 35%. This likely means that more adults with developmental disabilities will outlive their parents and family members who are the largest source of housing for people with developmental disabilities in the City of Santa Clara.

- The reduced rate of occupant turnover, coupled with closing facilities, will make it more difficult for middle-aged and senior adults who have been living with aging parents in the City of Santa Clara to transition to licensed care when their parents pass away. Notwithstanding 20% growth in Santa Clara County's total population of adults with developmental disabilities, the

Department of Developmental Services has documented a 15% decline in the age group 42 to 51 in the county between September 2015 and June 2021.

- Displacement takes a toll on adults with developmental disabilities who depend on familiarity with transit routes and shopping and services, as well as support from community-based services and informal networks built up over years of living in Santa Clara.

There are several group homes and independent living options for residents with disabilities in the City of Santa Clara (Figure 7)—however only 56 income-restricted units are set-aside for residents with developmental disabilities. To meet demand, the City's Housing Element estimates that a 35% increase would require the construction of 76 new housing units for this special needs group. Additionally, in the City of Santa Clara, HOPE Services supports persons with developmental disabilities and persons with mental health needs by providing support services including day services, training and employment, mental health services, and community living services that support clients' ability to live independently.

Supplemental Figure 15. Group Homes and Independent Living for Persons with Disabilities in the City of Santa Clara and Surrounding Communities

Property Name	Capacity	Location
City of Santa Clara		
Briarwood Cooperative	Shared SF home with 4 private bedrooms for individuals with developmental disabilities	2113 Briarwood Drive Santa Clara, CA 95051
De La Cruz Cooperative	Shared SF home with 4 private bedrooms for individuals with developmental disabilities	3779 De La Cruz Blvd. Santa Clara, CA 95054
Monroe Commons	10 apartments set-aside for persons with developmental disabilities	2330 Monroe Street Santa Clara, CA 95050
Surrounding Communities		
Life Services Alternative	3 five-person group homes for persons with physical or developmental disabilities	260 W. Hamilton Ave Campbell, CA 95008
Stoney Pine Villa	12 one-bedroom units, 8 two-bedroom units, 3 three-bedroom units	267 W. California Street Sunnyvale, CA 94086

Note: Monroe Commons is currently under construction in which 10 of the 40 apartment units will be set-aside for persons with developmental disabilities.

Source: City of Santa Clara Housing Element.

Persons with addictions and/or mental illness. In the City of Santa Clara, persons with addictions and persons with a mental illness are at an increased risk of homelessness and housing instability as many individuals lack access to the supportive housing and services they need to remain stably housed. Residents with addictions and/or a mental illness in Santa Clara City are served by Abode Services' five-member outreach team which targets high need individuals with mental health challenges to add them to the County's housing queue and to connect them to community services and resources while they wait for housing. The City also provides CDBG funds to the Bill Wilson Center (which serves homeless youth,

unaccompanied youth, and young adults) to provide case management services to transitional age youth including those exiting the foster care system and victims of human trafficking.

Residents with addictions and/or a mental illness in Santa Clara City also have access to Behavioral Health Services in Santa Clara County which provides mental health services and substance use treatment services for adults and older adults with substance use and mental health needs (including persons experiencing homelessness). Services are available in English, Spanish, Mandarin, Vietnamese, and Tagalog and include: withdrawal management services (including residential detoxification), residential treatment services that includes group, individual, and family counseling; recovery services such as coaching, relapse prevention, and referrals to housing, transportation, job training, and education; and transitional housing for clients engaged in outpatient treatment and need a safe space to stay/temporary housing.

Public housing residents. Public housing residents have complex supportive housing and service needs as many households have very low to low incomes and are at an increased risk of housing instability if they were to lose their housing assistance. The Santa Clara County Housing Authority currently holds more than 17,000 Housing Choice Vouchers but there are roughly 42,000 people currently on the interest list, indicating a widespread need for rental assistance. New voucher resources were obtained this year, such as HUD-VASH vouchers and vouchers for homeless persons and families with disabilities. The primary obstacle for putting vouchers to use is a lack of units and landlord resistance to taking vouchers. The Housing Authority currently contracts with Abode Services, a local nonprofit service provider, to assist people obtaining vouchers in their housing search.

Additionally, the City identifies voucher holders as living in areas of the city where households experience higher rates of overcrowding. According to the City's Housing Element, census tracts in the northern parts of the City of Santa Clara that have higher voucher utilization rates (5% to 15%) also have higher rates of overcrowding (12% to 15%) than the City overall.

Persons living with HIV/AIDS. Persons living with HIV/AIDS have a need for consistent access to medical care and supportive services which requires that households have access to stable and affordable housing, preferably within proximity to public transit and/or proximity to supportive services or medical facilities. Due to the high cost of specialized care and reduced incomes (individuals are often unable to work while ill), persons with HIV/AIDS and their families need greater access to housing assistance such as short-term rental or mortgage payment assistance and/or utilities assistance to help prevent long-term instability or homelessness.

Residents with HIV/AIDS living in the City of Santa Clara are served by The Health Trust which delivers medically tailored meals (via Meals on Wheels) to persons with HIV/AIDS in Santa Clara and has a chronic disease prevention and management services team that supports residents by providing Ryan White case management services, emergency transportation, financial assistance, and HOPWA and PSH subsidies. Residents are also served by The Health Trust which delivers medically tailored meals (via Meals on Wheels) to persons with HIV/AIDS in Santa Clara City. The organization also has a chronic disease prevention and management services team that supports persons with HIV/AIDS by providing Ryan White case management, emergency transportation, financial assistance, and HOPWA or PSH subsidies.

Survivors of domestic violence. Survivors of domestic violence need financial assistance and other economic development programs to address the impacts of financial abuse (which often leads to poor

credit, low or no income, and lack of employment history). Providers serving survivors of domestic violence in the City of Santa Clara also identify a need for eviction prevention services, competent and compassionate behavioral health care, legal protective orders, help obtaining or keeping custody of children, and immigration or asylums support (especially for those fleeing trafficking). While there is a documented need to provide these services (and housing) to people fleeing violence or exploitation, the volume of the resources available in the City does not meet the need. As noted in the City's 2021 HOME-ARP Plan, people fleeing violence and exploitation face additional challenges in finding housing and need specialized supportive services to ensure their safety and to overcome housing barriers. These specialized services must include risk assessment, safety planning, and protection of personal information by providers who understand the unique needs of survivors.

Describe programs for ensuring that persons returning from mental and physical health institutions receive appropriate supportive housing

Santa Clara City residents have access to the following programs that provide assistance in identifying housing opportunities upon release from institutional care:

Residential Care Facilities for the Elderly (RCFE) are non-medical facilities that provide a level of care that includes assistance with activities of daily living, such as bathing and grooming. These facilities serve persons 60 years and older and persons under 60 years with certain circumstances. The City has 208 RCFE beds available for elderly persons (Facility Search Welcome)

The Valley Homeless Healthcare Program (VHHP) is part of the Santa Clara Valley Medical Center and provides medical services to homeless individuals, including primary care and urgent care. VHHP also manages a Medical Respite program for homeless individuals discharged from hospitals

The County Social Services Agency has expedited the review process of homeless household CalFresh applications so that they may receive benefits within three days.

The County Behavioral Health Services Department (BHS) has multiple programs to connect homeless individuals with housing or shelter assistance. BHS also treats those going through behavioral health crises.

The County Reentry Resource Center (RRC) provides services to those who have been previously incarcerated and to individuals who are homeless upon release. Services include referrals to drug treatment, housing assistance, food assistance, counseling, and other benefits.

Specify the activities that the jurisdiction plans to undertake during the next year to address the housing and supportive services needs identified in accordance with 91.215(e) with respect to persons who are not homeless but have other special needs. Link to one -year goals. 91.315(e)

**Section update in progress*

Community engagement identified a significant need for supportive services for people with disabilities, seniors, victims of domestic violence, and low-income households. In FY 2020-2021, the City will allocate funding towards housing and supportive services identified for non-homeless persons with special needs,

including services for domestic violence survivors, youth and family therapy and grief counselling, long-term care ombudsdman services, senior nutrition, senior transportation, senior legal services, senior adult day care, and homeless prevention through our Tenant Based Rental Assistance Program.

The Homeless Point-in-Time count has shown that homeless families are on the rise; thus, the City TBRA program is focused on assisting homeless families with children and households fleeing domestic violence. Further, if there are families that are on the verge of homelessness (e.g., under a 30-day notice to vacate), those can also be assisted through the TBRA program.

MA-40 Barriers to Affordable Housing – 91.210 (e)

Negative Effects of Public Policies on Affordable Housing and Residential Investment

The City has identified multiple constraints or barriers to the affordable housing and residential investment in its 2023-2031 Housing Element Update, including:

Governmental constraints

- **Land use controls and development standards.** While land use controls help to maintain the quality of the city's residential neighborhoods, they can be viewed as constraints in that they determine the amount of land to be developed for housing and establish a limit on the number of units that can be built on a site. The City's standards have not been changed substantially since 1969;

- **Residential development standards.** The City's Zoning Ordinance contains development standards for each zoning district, including minimum lot sizes, setbacks, widths, densities, and restrictions on building and landscape coverage.

- **Parking standards**. Parking can substantially add to the cost of housing. The City's Zoning Ordinance currently requires two spaces per unit in both single-family and multi-family districts.

- **Planning and development fees.** The City and other agencies assess a number of fees that affect the development of and cost of housing. Compared to other county jurisdictions, the City's fees for residential projects are considered moderate.

- **On- and off-site improvement requirements.** On- and off-site improvements, including public streets, curbing, sidewalks, streetlights, water, sewer, and drainage requirements, have an impact on the cost of residential development. Improvement requirements for new developments are regulated under the Subdivision Ordinance. Off-site improvement requirements are less costly in a fully developed community since infrastructure needed to serve infill development is already in place. However, the financial burden of improvements as the City's infrastructure ages is a concern.

Non-governmental constraints

Locally and regionally, there are several constraints that hinder the City's ability to accommodate the community's housing needs. The high cost of land, rising development costs, and neighborhood opposition make it expensive for developers to build affordable housing. These constraints may result in housing that is not affordable to low- and moderate-income households or may render residential construction economically infeasible for developers. While local government has little influence on larger market factors such as interest rates, its policies and regulations can act as constraints that affect both the amount of residential development that takes place and the affordability of housing. Specific

constraints include:

- **Land Availability.** In 2022, fewer than five acres of vacant parcels (including right-of-way properties) are zoned for residential or mixed use development throughout the city, including in the three focus areas for future development (El Camino Real, Lawrence Station, and Tasman East).

- **Community Resistance.** Historically, there has been community opposition to higher density residential infill development proposed along major transportation corridors, particularly when that development is located directly adjacent to long-established single-family neighborhoods.

- **Construction Costs.** Market constraints substantially influence the cost of housing and pose a challenge to providing housing affordable for all income levels. Land prices are typically the most significant component of the cost. The cost of land has increased rapidly over the past decade. Construction costs and fluctuating interest rates are also major contributors to in the increasing cost of housing in the San Francisco Bay Area.

- **Availability of financing.** The availability of financing affects a person's ability to purchase or improve a home. The primary concern in a review of lending activity is to see whether home financing is generally available in the community. Developers of affordable housing face significant challenges in securing financing. Due to the limited possible return from rents or sales prices of affordable units, many private lenders are unable to finance affordable projects due to the rate of return. Thus, affordable developers must rely on community lending divisions, nonprofit institutions, grants and special loans, and local assistance.

MA-45 Non- Housing Community Development Assets – 91.215 (f)

Introduction

Santa Clara City's largest employment sectors are Professional, Scientific, and Management Services and Manufacturing, comprising just over half of all jobs in the City. The next largest employment industry is Education and Health Care. Santa Clara's employment landscape mirrors that of the county overall in its with a large share of jobs in Manufacturing, which is the largest single employment industry countywide. Information and Professional, Scientific, and Management Services are very high paying industries, with annual average wages ranging from $250,000 to $400,000.

Education and health care workers are paid much less, averaging between $85,000 and $95,000 in annual salaries. These workers are an integral part of the City's economy and, unless they are living in multiple worker households, struggle to find affordable rentals and cannot afford to become homeowners in the City. As shown below, Santa Clara City has the second highest share of single worker households in the County, with 43% of workers in one-worker households. This reflects the high wages paid in the tech-dominant industries, which enable workers to live alone and afford rent. Lower wage workers in other industries, however, will need to live in multiple-worker households, which the rental stock may not deliver.

Supplemental Figure 16. Workers per Household, Participating Jurisdictions, 2022/23

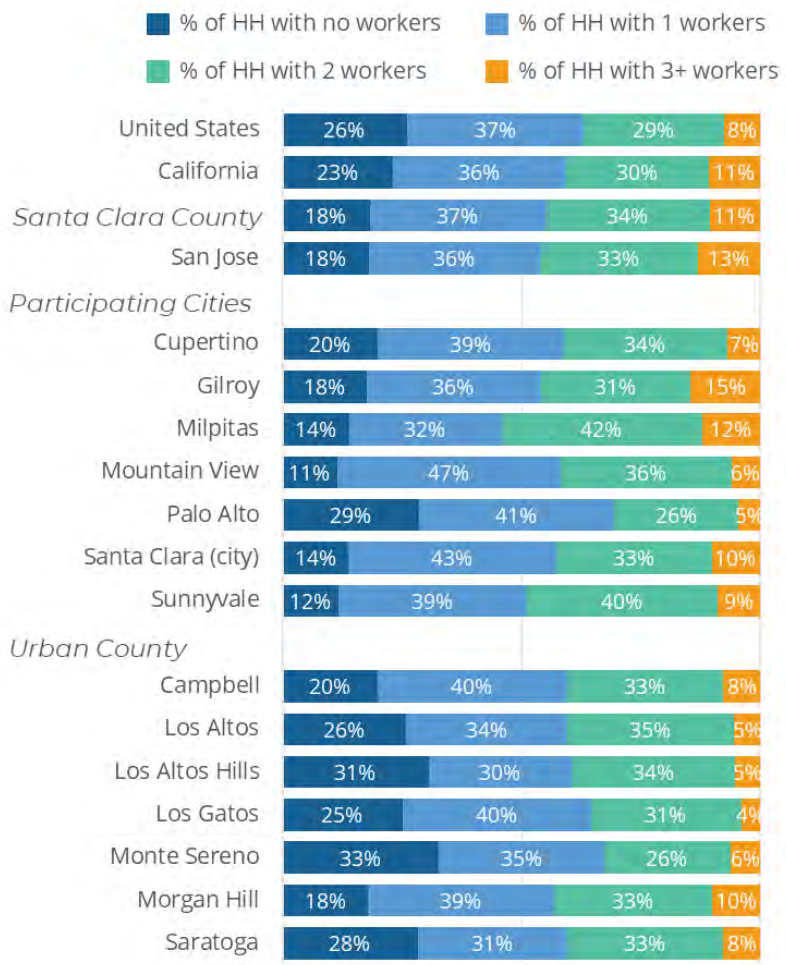

Source: 2022 and 2023 ACS and Root Policy Research.

Economic Development Market Analysis

Business Activity

Table 45 – Business Activity
Data Source: 2022 Longitudinal Employer-Household Dynamics

Business by Sector	Number of Workers	Number of Jobs	Share of Workers %	Share of Jobs %	Jobs less workers %
Agriculture, Mining, Oil & Gas Extraction	204	36	0.3%	0.0%	-0.3%
Arts, Entertainment, Accommodations	3,878	7,223	6.4%	6.5%	0.2%
Construction	2,195	6,972	3.6%	6.3%	2.7%
Education and Health Care Services	9,911	13,484	16.2%	12.1%	-4.1%
Finance, Insurance, and Real Estate	2,604	2,756	4.3%	2.5%	-1.8%

Information	7,894	7,600	12.9%	6.8%	-6.1%
Manufacturing	10,288	30,907	16.8%	27.8%	11.0%
Other Services	1,166	1,471	1.9%	1.3%	-0.6%
Professional, Scientific, Management Services	11,456	25,074	18.8%	22.6%	3.8%
Administration and Support, Waste Management	3,270	6,527	5.4%	5.9%	0.5%
Public Administration	1,197	754	2.0%	0.7%	-1.3%
Retail Trade	3,458	3,262	5.7%	2.9%	-2.7%
Transportation & Warehousing	1,828	1,322	3.0%	1.2%	-1.8%
Wholesale Trade	1,718	3,667	2.8%	3.3%	0.5%
Grand Total	61,067	111,055	100.0%	100.0%	0.0%

Supplemental Figure 17. Employment and Wages, Santa Clara County, 2023

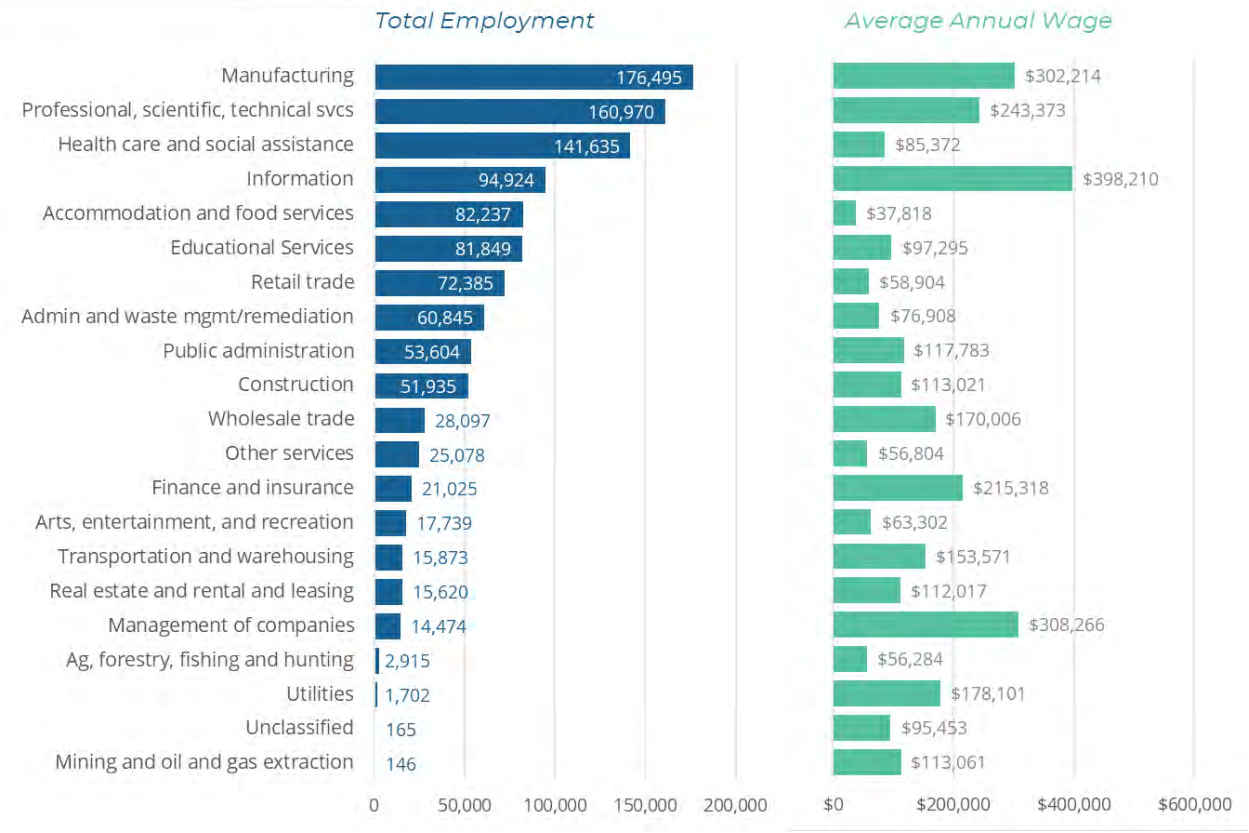

Source: BLS QCEW and Root Policy Research.

Labor Force

Table 46 – Labor Force **Data Source:** ACS 2023 5 year estimates	
Labor Force Population	**Total**
Total Population in the Civilian Labor Force	77,717
Civilian Employed Population 16 years and over	74,313
Unemployment Rate	4.38%
Unemployment Rate for Ages 16-24	0.07%
Unemployment Rate for Ages 25-65	0.04%

Table 47– Occupations by Sector **Data Source:** ACS 2023 5 year estimates	
Occupations by Sector	**Number of People**
Management, business and financial	15,123
Farming, fisheries and forestry occupations	165
Service	6,799
Sales and office	9,821
Construction, extraction, maintenance and repair	2,450
Production, transportation and material moving	4,178

Travel Time

Table 48 – Travel Time **Data Source:** ACS 2023 5 year estimates		
Travel Time	**Number**	**Percentage**
< 30 Minutes	44,288	69%
30-59 Minutes	16,141	25%
60 or More Minutes	3,448	5%
Total	63,877	100%

Education:

Educational Attainment by Employment Status (Population 16 and Older)

Table 49 – Educational Attainment by Employment Status **Data Source:** ACS 2023 5 year estimates			
Educational Attainment	**In Labor Force**		**Not in Labor Force**
	Civilian Employed	**Unemployed**	
Less than high school graduate	1,604	0	1,225
High school graduate (includes equivalency)	4,714	273	1,827
Some college or Associate degree	9,744	727	1,809
Bachelor degree or higher	49,140	1,434	6,764

Educational Attainment by Age

Table 50 – Educational Attainment by Age **Data Source:** ACS 2023 5 year estimates					
	18–24	**25–34**	**35–44**	**45–65**	**65+**
Less than 9th grade	0	924	362	678	671
9th to 12th grade, no diploma	577	50	0	815	1,225
High school graduate, GED, or alternative	2,330	1,306	1,557	3,951	2,605
Some college, no degree	5,127	2,354	2,376	4,837	3,060
Associate's degree	1,218	702	773	1,238	1,743
Bachelor's degree	4,249	13,656	7,513	7,584	3,606
Graduate or professional degree	1,203	12,165	8,611	7,899	2,908

Educational Attainment – Median Earnings in the Past 12 Months

Table 51 – Education Attainment and Median Earnings in the Past 12 Months **Data Source:** ACS 2023 5 year estimates	
Educational Attainment	**Median Earnings in the Past 12 Months**
Less than high school graduate	$33,097
High school graduate (includes equivalency)	$52,243
Some college or Associate's degree	$59,186
Bachelor's degree	$120,714
Graduate or professional degree	$165,852

Based on the Business Activity table above, what are the major employment sectors within your jurisdiction?

Although most Santa Clara City residents have college degrees and higher, a sizeable number of individuals have not obtained a college degree and are likely supporting high-paying jobs through employment in retail and services; their jobs may also be more susceptible to economic downturns. Affordable housing and housing stability programs should be targeted to these workers, in addition to persons experiencing homelessness. Employers should be motivated to help support workers in these industries as well; even if they are not direct employees, success of their industries depends on their service.

Based on the Business Activity table above, what are the major employment sectors within your jurisdiction?

Santa Clara City enjoys a strong and diversified local, and globally connected economy. Local business success stories are not limited to the technology industry alone.

**Section update in progress*

Describe the workforce and infrastructure needs of the business community. Describe any major changes that may have an economic impact, such as planned local or regional public or private sector investments or initiatives that have affected or may affect job and business growth opportunities during the planning period.

**Section update in progress*

CityPlace Santa Clara (aka, Related Santa Clara) *is a proposed phased development of approximately 240 acres of City-owned land that includes a new urban center with a retail and entertainment district, office development, and residential uses, as well as outdoor amenities, infrastructure, parkland, and open space. The core retail and entertainment district with some office and residential uses is identified as City Center, located in close proximity to Levi Stadium and the City Convention Center. The overall project includes the construction of medium and high-rise buildings up to 17 stories in height and a maximum of 9.16 million gross square feet of overall floor area for all uses, excluding the floor area of associated parking structures. A minimum of 200 residential units and a maximum of 1 ,680 residential units are*

contemplated within the City Center portion of the project.

The decision to offer development of the project site is based upon the social and economic benefits that will accrue to the City and region in terms of new retail and entertainment opportunities not readily found in the south bay area, as well as creation of jobs, property tax and sales tax revenues, and land lease revenues. In addition, the City Center uses and activities will provide support for nearby employment and residential sites, the Convention Center, Levi Stadium, Great America Theme Park, and for a variety of visitors from near and far.

The economic analysis provided by the economic consultant (which was peer reviewed by the City economic consultant, Keyser Marston) projected as follows:

- *The fiscal surplus from the project (General Fund tax revenues minus expenditures) is estimated at $13.1 million annually after completion of the first three phases and at $16.9 million annually at buildout. The net additional funds will be available to support other City services.*

- *Sales tax and transient occupancy tax, which will comprise the largest revenues from the project to the City General Fund, largely will be driven by new retail and food and beverage sales that will substantially increase the City sales and draw visitors/tourists to the area.*

- *The project will generate substantial special tax revenue towards the Communities Facilities District (CFD) which was formed as part of the Levi Stadium project. While the CFD revenue does not contribute directly to the General Fund, it is estimated to generate a total of $1.2 million to annually finance portions of the publicly-owned infrastructure for the Levi Stadium.*

- *In addition to the ongoing revenues, one-time sales tax revenues will be generated for the City from construction purchases. Through the purchase of building materials within the City, total buildout construction is expected to generate approximately $1.7 million in onetime sales tax revenues to the General Fund.*

The project will also enhance the gas recovery system currently operating on the closed landfill. The project also will create a substantial number and variety of jobs for residents in the City and region and provide new retail and business services to residents in the area. Finally, the public benefits of the project include a new fire station, a commitment that at least 10% of all residential units on the site will be affordable to at least a moderate income level, and the set aside of open space, associated improvements and funds to enable the development of that open space.

Describe any needs for workforce development, business support or infrastructure these changes may create.

Infrastructure changes that may support this development have already been incorporated into the plan. Much of the workforce and business that will support this development are already present.

How do the skills and education of the current workforce correspond to employment opportunities in the jurisdiction?

The residents of Santa Clara City are highly educated, with 33% of the labor force having a bachelor's

degree and an additional 33% having a graduate degree. A majority of jobs within the City are professional, scientific, and management services; education, manufacturing, and health care services. Overall, the workforce is able to adequately fill these positions. Regional economic development stakeholders interviewed for this Consolidated Plan, however, indicated a mismatch across the Santa Clara County region following the substantial tech industry layoffs a few years ago. There is an abundance of highly skilled, high paying jobs (versus entry level tech jobs) and very low skilled, low paying jobs that households cannot live on and many people who are in the middle and are not able to find jobs. The proliferation of AI is also likely to change the employability of people who are reluctant to learn and use these tools which could dramatically impact workers in this region. Stakeholders are seeing a percentage of layoff notices in the county that are 2 to 3 times the norm; roughly 12,000 people over the past few years. Many workers are in need of upskilling and programs are in place in partnership with community colleges to reach this population described in more detail below.

Describe any current workforce training initiatives, including those supported by Workforce Investment Boards, community colleges and other organizations. Describe how these efforts will support the jurisdiction's Consolidated Plan.

The City partners with NOVA--a local nonprofit agency, federally funded, that provides job seekers with resume and job search assistance, assessment, and referrals to specialized training and educational programs. The City's new Economic Vitality Strategy calls for continued partnership with NOVA to develop training programs that target underserved groups.

NOVA is directed by the NOVA Workforce Board which works on behalf of Cupertino, Los Altos, Milpitas, Mountain View, Palo Alto, Santa Clara, and Sunnyvale. To support workforce mobility, NOVA provides:

- Real-time labor market information about in-demand skills
- Skill-building and enhancements to match market demand
- Navigation tools for the ever-changing and entrepreneurial new labor market
- Advocacy for necessary infrastructure to support workers between opportunities, such as unemployment insurance for all and portable benefits
- Interconnected support system for multiple career pathways for youth

To prepare potential employees for the technology driven industries in the Silicon Valley, NOVA provides necessary digital literacy training along with other services.

Does your jurisdiction participate in a Comprehensive Economic Development Strategy (CEDS)?

No.

If so, what economic development initiatives are you undertaking that may be coordinated with the Consolidated Plan? If not, describe other local/regional plans or initiatives that impact economic growth.

**Section update in progress*

Every two years, the Santa Clara City Council adopts a strategic plan in order to properly align budget decisions and City resources. The strategic plan of the City Council includes: promote and enhance economic and housing development." [26]

Discussion

MA-50 Needs and Market Analysis Discussion – 91.215 (f)

Introduction

Are there areas where households with multiple housing problems are concentrated? (include a definition of "concentration")

As discussed in the NA section, households with disproportionately high rates of multiple housing problems include:

- For 0-30% AMI households, needs are significant across race / ethnicity
- For 31-50% AMI households, Black, and Hispanic households have disproportionately higher rates of housing problems.
- For 51-80% AMI and 81-100% AMI households, Black and Asian households have disproportionately high rates of housing problems.

Santa Clara City's Housing Element uses Racially and Ethnically Concentrated Areas of Poverty (R/ECAPs) to identify concentrated need. There are no R/ECAPs in Santa Clara City. There are, however, small concentrated areas of lower income residents in the central area of the City.

What are the characteristics of the market in these areas/neighborhoods?

The Housing Element indicates that a relative concentration by race/ethnicity and lower income households in small pockets in central Santa Clara City suggest a need for "proactive outreach to connect residents with new affordable housing opportunities as well as education about City services such as landlord tenant rights according to state laws as well as mediation services, home repair, and proactive code enforcement. Such outreach, education, and services could help increase mobility and improve living conditions in these areas." The Housing Element also identified these particular areas as having higher concentrations of Hispanic and Asian households indicating a need to conduct outreach to these communities and city services that are accessible in the relevant languages.

Are there any community assets in these areas/neighborhoods?

**Section update in progress*

The racial and ethnic minority and LMI concentrations identified above contain tourist related establishments, such as Levi Stadium and Great America as well as many commercial and industrial buildings. This area is also home to Mission College, Oracle Headquarters, and the County Fair. Specifically, the LMI concentrations identified above contain commercial buildings as well as older and smaller single-family homes in downtown Santa Clara. They also likely contain some of the student population of Santa Clara University, which is located in the census tract to the east. Downtown Santa Clara also contains the Santa Clara Courthouse, California College of Communications, and Santa Clara Senior Center.

Are there other strategic opportunities in any of these areas?

MA-60 Broadband Needs of Housing occupied by Low- and Moderate-Income Households - 91.210(a)(4), 91.310(a)(2)

Per HUD guidance, all Consolidated Plans submitted after January 1, 2018, must address broadband needs within the jurisdiction. Below is a map outlining mobile and the region's access to providers offering broadband services. According to the Federal Communications Commission Fixed Broadband Deployment website accessed in 2025 and based on data from 2021, 100% of the City of Santa Clara residents have access to broadband. The speeds identified are 25Mbps download and 3Mbps upload – the minimum speeds to be considered broadband.

The majority of the City of Santa Clara has access to 3-5 internet service providers. The City of Santa Clara is far above the national average and performs similarly to other cities throughout the Bay Area region. Many of the internet providers have special plans for low-income households. Data was obtained from the Federal Communications Commission's Fixed Broadband Deployment website.

Although broadband accessibility is ubiquitous in the region, digital literacy and access to devices is a barrier for lower income residents in accessing services (particularly elderly residents), navigating city and county systems and searching for job and/or workforce development opportunities. Digital literacy coaching and classes are provided as a supportive service in some affordable housing communities, however, the frequency of these classes is limited due to the staffing constraints and cost.

MA-65 Hazard Mitigation - 91.210(a)(5), 91.310(a)(3)

Per HUD guidance, all Consolidated Plan submitted after January 1, 2018, must assess risks of natural hazard associated with climate change to low-and moderate-income residents. As part of the 2023 County of Santa Clara's Operational Area Hazard Mitigation Plan Update – a county wide plan that identifies risks from natural and manmade disasters and how to minimize damage – the City of Santa Clara developed an city specific annex to this plan through which it has reviewed and evaluated a set of potential natural hazards to help identify the top hazards threatening the area and . The table below summarizes the analysis.

Supplemental Figure 18. Hazard Types

Hazard Type (in order of risk)	Exposed Population	# of buildings exposed	Total Value Exposed
Earthquake	All	28,809	$43,398,577,930
Flood (1% Annual Chance area)	6,897	1,652	$2,426,583,504
Flood (.2% Annual Chance area)	100,893	23,003	$26,864,946,619
Severe weather			$43,398,577,930
Dam Fail (Anderson)	21,109	5,227	$12,755,392,232
Dam Fail (Lexington)	71,413	17,085	$31,901,472,575
High Risk Landslide Areas	N/A	N/A	$95,895,321
Estimated Population Residing in Sea Level Rise Inundation Areas	1,791	450	$2,501,802,492

The City of Santa Clara has the following critical facilities and infrastructures to respond to a disaster:

- 19 Emergency Response/Public Health & Safety
- 79 Infrastructure Lifelines
- 103 Socioeconomic facilities
- 94 Hazardous Materials

The Climate and Economic Justice Screening Tool (CEJST) in the figure below identifies census tracts that are overburdened and underserved. One tract in Santa Clara meets the thresholds for disadvantaged communities. Linguistic isolation, percentage of individuals with less than a high school diploma, high flood risk, exposure to air pollutants, and proximity to superfund and hazardous waste sites are among the factors contributing to Santa Clara's disadvantaged status.

Supplemental Figure 19. Santa Clara City High Vulnerability Census Tracts.

Figure 5: CEJST Disadvantaged Communities in Santa Clara City

Regional Hazard Mitigation Planning. Santa Clara County faces growing risks from natural hazards as a direct result of climate change. The Multi-Jurisdictional Hazard Mitigation Plan (MJHMP) identifies climate change as a key factor contributing to worsening year-round wildfire seasons, rising temperatures, and shifting precipitation patterns, all of which heighten the risks of drought, flash flooding, and infrastructure failure.1 As climate-driven hazards intensify, they require a coordinated response to mitigate their long-term impacts on communities across the county. These hazards, including wildfires, deteriorating air quality, extreme heat, drought, and flooding, are increasing in frequency and severity, threatening public safety, infrastructure, and economic stability.

Wildfires pose an escalating threat, particularly in areas where dense vegetation meets urban development. Rising temperatures, prolonged dry conditions, and increased fuel loads are intensifying wildfire frequency, spread, and destructiveness. Without proactive mitigation efforts, these conditions can continue to drive more frequent and severe wildfires.2 While not all residents may be directly exposed to wildfire, secondary impacts, such as smoke and deteriorating air quality, will affect a much larger portion of the population. Vulnerable groups—including older adults, low-income residents, and individuals with pre-existing health conditions—are at the highest risk of experiencing respiratory

complications and other long-term public health effects. As wildfire events become more frequent and severe, these secondary impacts will become an increasing concern for the county's public health and emergency response efforts.

Extreme heat events affect public health, infrastructure, and energy demand. In high-density urban areas, particularly those with limited green space and inadequate cooling infrastructure, the urban heat island effect exacerbates already high temperatures, placing vulnerable populations at increased risk. Without proper mitigation, heat waves can lead to heat-related illnesses, increased strain on healthcare systems, and disruptions to energy infrastructure.[3]

Flooding remains a persistent concern, particularly in low-lying areas and neighborhoods near major waterways. Climate change is increasing the frequency and intensity of extreme storm events.[4] Recognizing the growing impact of climate change on natural hazards, Santa Clara County incorporates climate adaptation into its emergency planning efforts. By aligning infrastructure investments, emergency preparedness programs, and land-use policies with climate change projections and community vulnerability assessments, the county is proactively enhancing resilience and protecting communities from future disasters.

Describe the vulnerability to these risks of housing occupied by low- and moderate-income households based on an analysis of data, findings, and methods.

A truly resilient community is one where all residents have the opportunity to thrive, maintain their well-being, and enjoy a high quality of life. However, systemic barriers—including limited access to healthcare, housing insecurity, and financial instability—disproportionately affect low- and moderate-income households, leaving them more vulnerable to climate-related hazards. The escalating impacts of climate change, such as extreme heat, wildfires, flooding, and shifting weather patterns, can deepen these inequities. Those most at risk include older adults, individuals with disabilities, outdoor workers, linguistically isolated households, and those lacking adequate healthcare or financial resources, all of whom face heightened challenges in adapting to climate-driven hazards.

For many low- and moderate-income residents, housing conditions significantly influence their exposure to climate risks. A large portion of this population lives in older or substandard housing, which often lacks modern structural protections against extreme weather events. These deficiencies leave residents more vulnerable to displacement, property damage, and long-term housing instability. Wildfire exposure is a particular concern in high-risk zones often adequate defensible space is difficult to achieve. The financial burden of retrofitting these homes or establishing evacuation plans is often prohibitive for low-income households, leaving them at greater risk during wildfire events.[5]

Extreme heat disproportionately impacts renters with limited financial resources, especially those living in older buildings with poor insulation and inadequate ventilation. High energy costs make it difficult for many households to maintain safe indoor temperatures, increasing the risk of heat-related illnesses and other health complications. To address these challenges, the Sustainability Master Plan (SMP) emphasizes the need for community cooling programs, urban tree-planting initiatives, and housing retrofits to create safer and more resilient living conditions.[6]

Flooding hazards can disproportionately affect lower-income households living in flood-prone areas. Without flood insurance or financial savings, disaster recovery is far more difficult. The MJHMP stresses the need for expanded stormwater management and flood mitigation programs to reduce these risks.4

Recognizing these increasing hazards, Santa Clara County is actively integrating climate resilience into its hazard mitigation planning. Climate change projections and community vulnerability assessments are shaping investments in infrastructure, emergency preparedness programs, and land-use policies to ensure long-term resilience and adaptability.

Strategic Plan

SP-05 Overview

Strategic Plan Overview

The Strategic Plan identifies the five-year goals that the City of Santa Clara expects to achieve during the 2025–2029 ConPlan Cycle. These goals are aligned with HUD objectives and outcomes and are achieved through the Annual Action Plan, which divides up the five-year goals into annual targets. The City has identified five high-need categories through the Needs Analysis, Market Analysis, and Community Outreach portions of the ConPlan. The Strategic Plan then identifies goals that are aligned to address most of those needs. Not every need identified in the plan can be met and sufficiently addressed in the next five years. Some of the needs are not feasible, some require much more funding than the City currently receives, and some are simply too large to be addressed in just five years. Priority needs identified in this Consolidated Plan include:

1. Housing: Increasing the supply of affordable housing.
2. Homelessness: Stabilizing persons at-risk of and experiencing homelessness through housing, and supportive services by facilitating access to mental health and addiction recovery services.
3. Community development: Improve neighborhood safety through neighborhood cleanups, street lighting and park improvements, bolster/create public space for senior activities, and food pantries.
4. Economic Development: Provide more opportunities for resident workforce development and/or build outreach campaign for existing programs, create community partnerships to address childcare access as a component of workforce participation.
5. Fair Housing: Improve navigation and case management services for residents needing housing, legal services (related to housing) and basic services including documentation assistance.

To address these needs during the 5-year planning period, the City will implement the following goals. These goals will guide allocation of CDBG and HOME:

1. Increase the supply of affordable rental housing for households with incomes ranging from 0-80% AMI.
2. Respond to homelessness and risk of homelessness through housing stabilization, supportive services including mental health services, and economic resiliency programs.
3. Invest in infrastructure and public facility improvements that prioritize safety, accessibility, and community building.
4. Invest in projects that increase opportunities for workforce development.
5. Address and promote fair housing choice through bolstering case management and navigation of regional services including legal assistance.

SP-10 Geographic Priorities – 91.215 (a)(1)

Geographic Area

The City does not have any geographic areas. Funds will be spent citywide to assist low-income residents.

Table 52 – Geographic Priority Areas	
Area Name:	**N/A**
Other Target Area Description:	
HUD Approval Data:	
% of Low/Mod:	
Revital Type:	
Other Revital Type:	
Identify the neighborhood boundaries for this target area.	
Include specific housing and commercial characteristics of this target area.	
How did your consultation and citizen participation process help you to identify this neighborhood as a target area?	
Identify the needs in this target area.	
What are the opportunities for improvement in this target area?	
Are there barriers to improvement in this target area?	

General Allocation Priorities

Investments will be made City-wide.

SP-25 Priority Needs – 91.215 (a)(2)

Priority Needs

Table 53 –Priority Needs Summary		
1	**Priority Need Name**	Affordable Housing
	Priority Level	High
	Population	Extremely-low and low-income households, Large Families with children, Elderly and Frail Elderly, Persons with Mental Disabilities, Persons with Physical Disabilities Persons with Developmental Disabilities, Persons with Alcohol or Other Addictions, Persons with HIV/AIDS and their Families, Victims of Domestic Violence
	Geographic Areas Affected	Citywide
	Associated Goals	Affordable Housing
	Description	Assist in the creation and preservation of affordable housing for low income and special needs households through continuation of the Neighborhood Conservation and Improvement Program, rental rehabilitation of units occupied by low income tenants, TBRA rental subsidies, and new construction.
	Basis for Relative Priority	As discussed in the Needs Assessment, there is a 5,229-unit gap of affordable housing units for households earning between 0%-30% AMI.
2	**Priority Need Name**	Homelessness
	Priority Level	High
	Population	Chronic Homelessness Individuals, Families with Children, Mentally Ill, Chronic Substance Abuse, Veterans, Persons with HIV/AIDS, Victims of Domestic Violence, Unaccompanied Youth
	Geographic Areas Affected	Citywide
	Associated Goals	Homelessness
	Description	Support activities, consistent with Continuum of Care strategies, to prevent and end homelessness. This includes building affordable housing for people who are homeless or at risk of homelessness as well as the provision of support services.
	Basis for Relative Priority	461 persons are experiencing homelessness in the City of Santa Clara and 9,903 persons are countywide (see Needs Assessment).
3	**Priority Need Name**	Public Services
	Priority Level	High
	Population	Extremely-low and low-income households, Large Families with children, Elderly and Frail Elderly, Unaccompanied Youth, Persons with Mental Disabilities, Persons with Physical Disabilities Persons with Developmental Disabilities, Persons with Alcohol or Other Addictions, Persons with HIV/AIDS and their Families, Victims of Domestic Violence
	Geographic Areas Affected	Citywide
	Associated Goals	Public Services
	Description	Support activities that provide basic needs to lower income households and special needs populations. Services would be provided to low-income households, elderly individuals, homeless persons, people with disabilities, and victims of domestic violence.
	Basis for Relative Priority	As identified during community engagement efforts, LMI households are in needs of supportive services.

4	**Priority Need Name**	Fair Housing
	Priority Level	High
	Population	Large Families, Families with Children, Elderly, Persons with Mental Disabilities, Persons with Physical Disabilities, Persons with Developmental Disabilities
	Geographic Areas Affected	Citywide
	Associated Goals	Fair Housing
	Description	Promote fair housing choice, through the following activities: fair housing education, fair housing testing, housing assistance hotline, and landlord-tenant mediation.
	Basis for Relative Priority	Housing discrimination continues to occur within the City as identified by Project Sentinel.
5	**Priority Need Name**	Public Facilities
	Priority Level	High
	Population	Low Income Persons, Persons with Physical Disabilities, Non-housing Community Development
	Geographic Areas Affected	Citywide
	Associated Goals	Public Facilities
	Description	Improve accessibility for persons with physical disabilities by identifying and repairing intersections for accessibility, mostly through curb cuts. Also providing upgrades and improvements to non-profit facilities that serve low-income households.
	Basis for Relative Priority	Accessibility improvements are necessary to improve the mobility of disabled persons (identified during community engagement efforts).
6	**Priority Need Name**	Planning & Administration
	Priority Level	High
	Population	Low Income Persons, Persons with Physical Disabilities, Non-housing Community Development
	Geographic Areas Affected	Citywide
	Associated Goals	Planning & Administration
	Description	Planning and administration of HOME and CDBG-funded activities.
	Basis for Relative Priority	Necessary to run the programs.

SP-30 Influence of Market Conditions – 91.215 (b)

Influence of Market Conditions

Table 54 –Influence of Market Conditions	
Affordable Housing Type	**Market Characteristics that will influence the use of funds available for housing type**
Tenant Based Rental Assistance (TBRA)	As discussed in the Needs Assessment, 7,745 renters and 3205 owners) pay more than 30% of their income toward housing costs, with some paying more than 50%
TBRA for Non-Homeless Special Needs	As discussed in the Needs Assessment, special needs population require affordable housing to meet the needs of families with children, persons with disabilities, and lower income households.
New Unit Production	As discussed in the Market Assessment, there is a gap of 5,229 housing units for those earning less than 30% AMI. With a lack of developable land, acquisition is an important tool for providing affordable housing to this population.
Rehabilitation	As discussed in the Market Assessment, 75% of the housing stock was built prior to 1980 and may require rehabilitation.
Acquisition, including preservation	With a lack of vacant land, acquisition and preservation is an important tool for providing affordable units to LMI households.

SP-35 Anticipated Resources – 91.215 (a)(4), 91.220 (c)(1,2)

Introduction Anticipated Resources

The City of Santa Clara is estimating the following federal and local funding resources:

Table 55 –Anticipated Resources								
Program	Source of Funds	Uses of Funds	Expected Amount Available Year 1				Expected Amount Available Remainder of ConPlan $	Narrative Description
			Annual Allocation: $	Program Income: $	Prior Year Resources: $	Total: $		
CDBG	Public - Federal	Acquisition Admin and Planning Economic Development Housing Public Improvements Public Services	$930,000	$120,000	$0	$1,050,000	$4,200,000	Funds will be used for the creation and preservation of affordable rental units, improvements in low income neighborhoods, improvements to low-income/owner occupied housing, and public services that benefit low income and special needs households.
HOME	Public - Federal	Acquisition Homeowner rehab Multifamily rental new construction Multifamily rental rehab New construction for ownership TBRA	$335,000	$10,000	$320,000	$665,000	$2,660,000	Funds will enable the City to build more Affordable units and continue to provide housing assistance (TBRA). CHDO funds that are set-aside for rental housing development and/or rehab will

								be re-programmed for TBRA after two years if they are not used for rental development or rehab.

Explain how federal funds will leverage those additional resources (private, state and local funds), including a description of how matching requirements will be satisfied

**Section update in progress*

Federal funds will leverage local funds to increase project efficiencies and benefit from economies of scale. The HOME match requirement will be met through the waiving of property taxes on past HOME-funded multi-family affordable developments. The City Affordable Housing Fund (CAHF) and the City Housing Successor Fund (CHSF) will contribute $275,697 and $250,000 respectively. These funds will be used to fund case management services for the City's Tenant Based Rental Assistance (TBRA) program and other case management services. General Funds may be used to augment other public service activities.

Other Federal Grant Programs

Additional federal programs that fund community development and affordable housing activities include: Section 8 Housing Choice Voucher Program; Section 202; Section 811; and Affordable Housing Program (AHP) through the Federal Home Loan Bank. These programs are provided by Santa Clara County Housing Authority and affordable housing developers.

If appropriate, describe publicly owned land or property located within the jurisdiction that may be used to address the needs identified in the plan

**Section update in progress*

The City owns the following properties that have potential for development of low income and special needs housing: 1) Fire Station #6 at 3575 De La Cruz Boulevard, 2).

BAREC: The City executed a Development and Disposition Agreement (DDA) with Core Affordable Housing, LLC for the BAREC site. The affordable units will be 165 senior units.

2330 Monroe Street: The City has entered into an Exclusive Negotiation Rights Agreement (ENA) with Freebird Development Company, LLC. The proposed development will have 65 mixed-income units with 11 set-aside for households with developmental disabilities. The project will be 100% affordable units.

3575 De La Cruz: The City Council has approved negotiations to enter into an Exclusive Negotiation Rights Agreement (ENA) with Habitat for Humanity East Bay/Silicon Valley. The proposed development will be 13 100% affordable, for-sale townhomes.

Discussion

HUD allocations are critical to overcoming barriers; however, it is not sufficient to address all the needs of LMI households. Therefore, the City will continue to continue to leverage other funding sources to provide services to populations in need.

SP-40 Institutional Delivery Structure – 91.215 (k)

Explain the institutional structure through which the jurisdiction will carry out its ConPlan including private industry, non-profit organizations, and public institutions.

Table 56 –Institutional Delivery Structure			
Responsible Entity	**Responsible Entity Type**	**Role**	**Geographic Area Served**
City of Santa Clara	Government	Economic Development, Homelessness, Non-homeless, special needs, Ownership, Planning, Rental Neighborhood improvements, Public facilities, Public Services	Jurisdiction
County of Santa Clara Office of Supportive Housing	Continuum of Care	Homelessness, Non-homeless, Special Needs, Planning	Region
Project Sentinel	Non-profit	Planning, Rental	Region
Santa Clara County Housing Authority	PHA	Ownership, Public Housing Rental	Region
Bill Wilson Center	Non-profit	Homelessness, Public Services	Region
The Health Trust	Non-profit	Public Services	Region
SV Independ. Living Center	Non-profit	Public Services	Region
Catholic Charities	Non-profit	Public Services	Region
Rebuilding Together SV	Non-profit	Public Services	Region
Abode Services, Inc.	Non-profit	Homelessness	Region

Housing Assistance—General

Santa Clara County, Office of Supportive Housing (OSH). OSH administers CDBG Program funding to unincorporated areas of Santa Clara County. Additionally, OSH is the County Continuum of Care (CoC). OSH presides over the Coordinated Entry system, conducts outreach throughout the County, and administers Vulnerability Index-Service Prioritization Decision Assessment Tools (VI-SPDAT) that assesses the best type of housing intervention for households and adds them to community queue for housing programs. Housing programs to address homelessness run by OSH include:

- **Permanent Supportive Housing.** Program houses chronically homeless with barriers such as mental health issues or disabilities. On-site supportive services include case management, behavioral health care, and streamlined benefits access. There are 4,056 permanent supportive housing units with another 545 in the pipeline, according to OSH's State of the Supportive Housing System 2023.
- **Interim Housing Solutions.** Emergency shelters and transitional housing provided through OSH exist throughout the county. Additionally, the Pedro Street interim housing program assists homeless men and women who are waiting for supportive housing units under construction. Pedro Street assists 80 people. OSH manages cold weather shelters in Gilroy, Mountain View, and Sunnyvale. 19,575 people were placed in temporary housing and shelter in 2023.
- **Special Initiatives.** Project Welcome Home serves 150-200 homeless individuals who are the most frequent users of emergency services, mental health facilities, and jails. The County utilizes Palantir, a software company, to identify the highest need utilizers. These individuals receive intensive

support in partnership with OSH and Adobe Services. OSH also oversees the Santa Clara County Employment Initiative that connects eligible low-income individuals with high growth industries and job training.

- **Homeless Prevention System.** Assists 2,500 households per year, connecting households with other safety net services and resources.

Neighborhood Conservation and Improvement Program (NCIP). Under the direction of the City of Santa Clara Housing & Community Services Division, NCIP is a housing rehabilitation program to improve habitability for owners at or below 80% County median income. Grants of up to $25,000 are available.

Below Market Purchase Program (BMP). This program sells homes available below market rate to qualified low- and moderate-income households in the City of Santa Clara.

Rebuilding Together Silicon Valley. This organization helps provide repairs to homes and community facilities. Additionally, they help make accessibility modifications for low-income homeowners. Rebuilding Together has assisted 285 households in Santa Clara County in 2023.

SCCHA Section 8 Housing Choice Voucher program serves those between 0%-30% AMI and 30%-50% AMI. SCCHA owns seven affordable housing projects within the City, including:

- Bracher Senior Housing, a 72-unit senior housing complex for seniors under 50% AMI;
- Deborah Drive Apartments, a four-unit public housing complex for families under 30% AMI;
- Eklund Garden Apartments, a 16-unit apartment complex for those under 30%AMI;
- John Burns Garden Apartments, a 100-unit senior housing complex for seniors under 50%AMI;
- Klamath Gardens Apartments, a 17-unit apartment complex for families under 50% AMI;
- Miramar Way Apartments, a 16-unit apartment complex for families under 50% AMI; and
- Rivertown Apartments, a 100-unit apartment complex for families under 60% AMI

Homeless—Healthcare

- **The Valley Homeless Healthcare Program (VHHP)** is part of the Santa Clara Valley Medical Center and provides medical services to homeless individuals, including primary care and urgent care. VHHP also manages a Medical Respite program for homeless individuals discharged from hospitals as well as a Backpack Homeless Health Care Program for those in encampments.
- **The County Social Services Agency** has expedited the review process of homeless household CalFresh applications so that they may receive benefits within three days.

Homeless—Prevention Services

- **Homeless Prevention System.** Overseen by OSH, has a $30 million annual budget and capacity to serve 2,500 households. Partners deliver temporary financial assistance, legal support, and case management to prevent homelessness.

Counseling/Advocacy.

- **Community Plan Implementation Team.** Members of the CoC and other community stakeholders meet quarterly to evaluate progress toward, identify gaps in homeless services, establish funding priorities, and pursue an overall systematic approach to address homelessness.

Legal Assistance.

- **Project Sentinel.** Provides fair housing counseling and tenant-landlord dispute resolution to prevent evictions. The Fair Housing Center investigated 409 complaints of discrimination in 2023. Staff provided education and referrals on 1,172 calls. For dispute resolution services, staff educated 8,512 tenants about their rights through workshops, seminars, and one-on-one counseling.
- **Senior Adult Legal Assistance.** Provides legal aid to older adults in Santa Clara County. SALA assists with elder abuse, termination of public benefits, and sheriff's evictions.

Rental Assistance.

- **Housing Trust Silicon Valley** partners with the city to pay for security deposits and utility assistance to those who are chronically homeless or at risk of homelessness
- **LifeMoves** participants in the Santa Clara County Emergency Assistance Network, providing one-time emergency financial assistance to those in need.
- **Adobe Services.** Adobe provides Tenant-Based Rental Assistance in the City for 20 households, according to the City of Santa Clara 2024-2025 Annual Action Plan

Utilities Assistance.

- **Rate Assistance Program (RAP)** provides a discount off the electric portion of the Municipal Utilities bill to income-qualified Santa Clara residents.
- **California Low Income Home Energy Assistance Program (HEAP).** Offers income-eligible residents of the City of Santa Clara a credit to their utility bill.
- **California Low Income Household Water Assistance Program (LIHWAP).** Provides financial assistance to low-income residents of the City of Santa Clara to help manage their residential water utility costs.

Homeless—Street Outreach

Law enforcement.

Law enforcement approaches encampment clear outs with community resources, notification of clear out with at least 72-hour notice, coordination with third-party vendors to conduct clear out, tagging personal property

Other.

Adobe Services has a five-member outreach team that targets high-needs individuals with mental health challenges. They put them in the housing queue and connect the individuals to other services while they wait for housing.

Dignity on Wheels. Dignity on Wheels offers hot showers, free laundry, and support services every Thursday on Bassett Street.

Bill Wilson Center. Outreach specialists explore locations to find and connect with homeless youth.

Alcohol/Drug Abuse.

Santa Clara County Behavioral Health Services offers substance use treatment services for adults and older adults that have substance use and mental health needs. Services are available in English, Spanish, Mandarin, Vietnamese, and Tagalog and include:

Withdrawal management services, including residential detoxification;

Residential treatment that includes group, individual, and family counseling;

Recovery services that include recovering coaching, relapse prevention, and linkages to housing, transportation, job training, and education;

Transitional housing for clients engaged in outpatient treatment and need a safe space or temporary housing.

Child Care.

The Santa Clara County Childcare Resource and Referral (R&R) Program offers information about childcare availability and options. They also offer the Santa Clara County Childcare Portal, a database with more than 2,000 providers

California Alternative Payment Program (AP) allows income-eligible parents to access Alternative Payment Vouchers for childcare. In Santa Clara County, Choices for Children and Go Kids, Inc. coordinate AP vouchers

CalWorks cash aid recipients can receive assistance with paying for childcare if employed or participating in county approved Welfare-to-Work activities.

Education.

Santa Clara Unified School District Adult Education Center. Helps students develop a "welfare to work" plan and provides career advising, job placement, resumé development, and interviewing skills to students. The Adult Education Center also serves homeless individuals with job training and housing.

Employment/Training.

LifeMoves offers career skills development, resume workshops, and job search support for homeless individuals. They also offer children's education and childcare within family shelters, health and wellness workshops, and financial literacy programs to clients (services San Mateo and Santa Clara County).

HIV/AIDS.

Health Trust AIDS Services (THTAS). This program serves persons living with HIV/AIDS in the County. THTAS receives and administers contract funding for its housing subsidy program (Housing for Health) from HOPWA and HOPWA-PSH from the City of San José (grantee) and the County General Funds through the Public Health Department. In addition to tenant-based rental assistance (TBRA), these contracts include placement and support services provided by case managers, registered nurses and social workers for more medically acute clients. The Health Trust served 13,456 individuals throughout the county with food and nutrition services, housing services, and HIV/AIDS services.

Domestic violence survivors.

Next Door Solutions Domestic Violence Shelter. Provides emergency shelter and support services, 24 hour domestic hotline, housing services, crisis counseling, legal and self-sufficiency services. The 24/7 emergency hotline answered 14,526 calls, the crisis shelter provided beds to 4,285 individuals, 2,262 clients received counseling services from crisis advocates, and 182 households received long term housing assistance in 2021.

Mental health counseling.

Bill Wilson Center. CDBG funds were provided to the Bill Wilson Center to provide case management services to Transitional Age Youth, including, but not limited to those exiting foster care, and victims of human trafficking.

County Behavioral Health Services Department (BHS) has multiple programs to connect homeless individuals with housing or shelter assistance. BHS also treats those going through behavioral health crises

Homeless—Supportive Housing

Bill Wilson Center. This center provides numerous housing services, including:

College student housing for college students who lack housing or are couch surfing;

Here4You call center hotline helps match people to emergency shelters and provides people with transportation to get to shelters, referrals and linkages to community resources based on client needs

Short-term housing to bridge the gap of securing permanent affordable housing for homeless youth (18-24)

LGBTQ Transitional Living Program that provides safe environment for LGBTQ+ individuals 18-21. Helps clients find permanent, safe, and stable housing, gain employment skills, address mental health and substance abuse problems, and develop support systems.

Maternity transitional living program for homeless pregnant and parenting youth ages 18-21

Non-traditional family services offers medium to long-term stabilization for young adult families ages 18-24. Clients receive rental assistance, housing relocation, stabilization services, and case management.

Peacock Commons serve young families 18-24 years old who have experienced chronic homelessness, are at-risk of becoming homeless, aging out of foster care, or are victims of domestic violence

Rapid re-housing to help families avoid homelessness regardless of employment, income, criminal record, or sobriety

Safety net shelter for youth 12-17 who are homeless. Clients must participate in school, recreational activities, counseling, and chores.

Transitional Housing Placement Program for foster youth 16-18

Veterans

Santa Clara County Office of Veterans Services. Provides services to veterans, their dependents, and survivors.

Justice Involved

The County Reentry Resource Center (RRC) provides services to those who have been previously incarcerated and to individuals who are homeless upon release. Services include referrals to drug treatment, housing assistance, food assistance, counseling, and other benefits. From 2012 to 2022, the reentry center has assisted 20,000 unique clients with housing assistance, food, healthcare, identification, employment assistance, substance abuse treatment, mental health services, and legal assistance.

Persons returning from mental and physical health institutions—Supportive Housing

Residential Care Facilities for the Elderly (RCFE) are non-medical facilities that provide a level of care that includes assistance with activities of daily living, such as bathing and grooming. These facilities serve persons 60 years and older and persons under 60 years with certain circumstances. The City has 208 RCFE beds available for elderly persons (Facility Search Welcome)

Medical Respite Program. This program provides a place for persons experiencing homelessness to heal after they have been in the hospital. Located within the HomeFirst Shelter in San Jose, the Medical Respite has 20 beds with semi-private, double occupancy rooms. The team is made of a medical doctor, pharmacist, psychiatrist, psychologist, social workers, community health workers, substance use counselors, and nurses. The team works together to meet the physical, mental, and social needs of the clients.

The County Social Services Agency has expedited the review process of homeless household CalFresh applications so that they may receive benefits within three days.

Santa Clara County Behavioral Health Services Department (BHS) has multiple programs to connect homeless individuals with housing or shelter assistance. BHS also treats those going through behavioral health crises.

Seniors and persons with disabilities

Senior Nutrition Program (SNP). County of Santa Clara provides meals through the SNP that are approved by registered dietitians. Meals can be delivered and there are free rides to 35 different dine-in sites across the county.

Silicon Valley Independent Living Center (SVILC). SVILC provides information and referrals regarding independent living facilities, independent living skills trainings, self-advocacy training, housing referrals, home modifications, emergency financial assistant, assistive technology, transition assistance from nursing home or institution into integrated community-based living, benefits counseling, and an accessible computer lab.

Live Oak Adult Day Services. Provides a structured day program for seniors. The day program is designed to help caregivers go to work and finish errands while providing support to seniors with cognitive or physical impairments.

Catholic Charities – Ombudsman Program. Assists low-income seniors in long-term care facilities with an Ombudsman who will work to resolve client problems and bring about changes to improve their care.

Heart of the Valley Services for Seniors. Assists adults 62 years and older with home modifications, disaster preparedness, handyman work/ support with household chores, and transportation services. Heart of Valley assisted 477 clients in Santa Clara County, with over half in the City of Santa Clara.

HOPE Services. Provides services to people with developmental disabilities and mental health needs. Services include day services, training and employment, mental health services, and community living services that support clients ability to live independently. HOPE Services serves over 4,000 clients annually.

Assess of Strengths and Gaps in the Institutional Delivery System

**Section update in progress*

The delivery systems established to provide social and human services are far and wide reaching. The City manages its CDBG funds with direction from City Council and support from the local community in efforts to influence local housing and economic development.

The Office of Supportive Housing provides coordination and strategies to address homelessness, a regional issue that requires inter-jurisdictional cooperation.

Project Sentinel provides fair housing services to low-income households throughout the City and SCCHA provides Section 8 tenant assistance, project-based assistance, and operate several affordable housing complexes.

Availability of services targeted to homeless persons and persons with HIV and mainstream services

Table 57 –Homeless Prevention Services Summary			
Homelessness Prevention Services	Available in the Community	Targeted to Homeless	Targeted to People with HIV
Homelessness Prevention Services			
Counseling/Advocacy	X	X	X
Legal Assistance			
Mortgage Assistance			
Rental Assistance	X	X	X
Utilities Assistance			
Street Outreach Services			
Law Enforcement	X		
Mobile Clinics	X	X	
Other Street Outreach Services	X	X	
Supportive Services			
Alcohol & Drug Abuse			
Child Care			
Education	X	X	
Employment and Employment Training	X	X	
Healthcare			
HIV/AIDS			
Life Skills			
Mental Health Counseling	X	X	
Transportation			
Other			
Other			

Describe how the service delivery system including, but not limited to, the services listed above meet the needs of homeless persons (particularly chronically homeless individuals and families, families with children, veterans and their families, and unaccompanied youth)

Several non-profit organizations operating within the County provide housing opportunities and support services to those experiencing homelessness, including shelters, transitional housing, and permanent supportive housing.

Describe the strengths and gaps of the service delivery system for special needs population and persons experiencing homelessness, including, but not limited to, the services listed above

**Section update in progress*

The CoC adopted the Community Plan to End Homelessness in Santa Clara County (2020-2025), which creates a community-wide roadmap to end homelessness. It was created through a series of community summits related to specific homeless populations in the County. The Plan identifies strategies to address the needs of homeless persons in the County, including chronically homeless individuals and families, families with children, veterans, and unaccompanied youth. The Plan aims to implement the following three steps:

1. *Disrupt Systems: Develop disruptive strategies and innovative prototypes that transform the systems related to housing homeless people;*
2. *Build the Solution: Secure the right amount of funding needed to provide housing and services to those who are homeless and those at risk of homelessness; and*
3. *Serve the Person: Adopt an approach that recognizes the need for client-centered strategies with different responses for different levels of need and different groups, targeting resources the specific individual or household.*

Provide a summary of the strategy for overcoming gaps in the institutional structure and service delivery system for carrying out a strategy to address priority needs

**Section update in progress*

The City continues to leverage local, state, and federal funding sources to meet the needs of homeless individuals living with the City, including case management and housing assistance. The City also works with Abode to pay for security deposits and utility assistance to those who are chronically homeless or at risk of homelessness.

SP-45 Goals Summary – 91.215 (k)

Goals Summary Information

Table 58 –Goals Summary								
	Goal Name	Start Year	End Year	Category	Geographic Area	Needs Addressed	Funding	Goal Outcome Indicator
1	Affordable Housing	2025	2029	Affordable Housing	Citywide	Affordable Housing	CDBG: $2,550,000 HOME: $250,00 HOME: $2,992,500	Homeowner housing rehab. 200 Rental units rehabilitated 2 TBRA 125 households
2	Homelessness	2025	2029	Homeless	Citywide	Homelessness	CDBG: $150,000	Homelessness Prevention 150
3	Public Services	2020	2025	Non-Homeless Special Needs	Citywide	Public Services	CDBG: $900,000	Public Service Activities Other than Low/Mod. Income Housing and Housing Benefit
4	Fair Housing	2020	2025	Non-Homeless Special Needs	Citywide	Fair Housing	HOME: $125,000	Public Service Activities Other than Low/Mod. Income Housing Benefit 150

Table 61 –Goals Summary (cont'd)								
	Goal Name	Start Year	End Year	Category	Geographic Area	Needs Addressed	Funding	Goal Outcome Indicator
5	Public Facilities	2020	2025	Homeless and Non-Housing Community Development	Citywide	Public Facilities	CDBG: $600,000	Public Facility or Infrastructure Activities for Low/ Mod. Housing Benefit 1000
6	Admin. & Planning	2020	2025	Admin. & Planning	Citywide	N/A	CDBG: $1,050,000 HOME: $207,500	N/A

Goal Descriptions

Goal Descriptions		
1	**Goal Name**	Affordable Housing
	Goal Description	Assist in the creation and preservation of affordable housing for low income and special needs households through continuation of the NCIP program, rental habilitation of units occupied by low income tenants, TBRA rental subsidies, and new construction.
2	**Goal Name**	Homelessness
	Goal Description	Support activities, consistent with Continuum of Care strategies, to prevent and end homelessness. This includes building affordable housing for people who are homeless or at risk of homelessness as well as the provision of support services.
3	**Goal Name**	Public Services
	Goal Description	Support activities that provide basic needs to lower income households and special needs populations. Services would be provided to low-income households, elderly individuals, homeless persons, people with disabilities, and victims of domestic violence.
4	**Goal Name**	Fair Housing
	Goal Description	Promote fair housing choice, through the following activities: fair housing education, fair housing testing, housing assistance hotline, and landlord-tenant mediation.
5	**Goal Name**	Public Facilities
	Goal Description	Improve accessibility for persons with physical disabilities by identifying and repairing intersections for accessibility, mostly through curb cuts. Improve non-profit facilities in order to better serve low-income and special needs populations.
6	**Goal Name**	Administration
	Goal Description	Provide management, planning and implementation of the City's CDBG & HOME programs as well as monitoring of public services and housing projects.

Estimate the number of extremely low-income, low-income, and moderate-income families to whom the jurisdiction will provide affordable housing as defined by HOME 91.315(b)(2)

**Section update in progress*

SP-50 Public Housing Accessibility and Involvement – 91.215 (c)

Need to Increase the Number of Accessible Units (if Required by a Section 504 Voluntary Compliance Agreement)

Not applicable.

Activities to Increase Resident Involvements

SCCHA incorporates resident input into the decision-making process though the involvement of tenant commissioners and board members. SCCHA has 2 positions for residents on the Board of Commissioners to ensure representation. SCCHA also operates a Family Self Sufficiency Program designed so residents can be involved in the development of self-sufficiency goals, job training, and other services. A resident survey is circulated to SCCHA tenants every 3 years to assess household experiences.

Is the public housing agency designated as troubled under 24 CFR part 902?

No.

Plan to remove the 'troubled' designation

Not applicable.

SP-55 Barriers to Affordable Housing – 91.215 (h)

Barriers to Affordable Housing

The City has identified multiple constraints or barriers to the affordable housing and residential investment in its 2023-2031 Housing Element Update, including:

Governmental constraints

- **Land use controls and development standards.** While land use controls help to maintain the quality of the city's residential neighborhoods, they can be viewed as constraints in that they determine the amount of land to be developed for housing and establish a limit on the number of units that can be built on a site. The City's standards have not been changed substantially since 1969;
- **Residential development standards.** The City's Zoning Ordinance contains development standards for each zoning district, including minimum lot sizes, setbacks, widths, densities, and restrictions on building and landscape coverage.
- **Parking standards.** Parking can substantially add to the cost of housing. The City's Zoning Ordinance currently requires two spaces per unit in both single-family and multi-family districts.
- **Planning and development fees.** The City and other agencies assess a number of fees that affect the development of and cost of housing. Compared to other county jurisdictions, the City's fees for residential projects are considered moderate.
- **On- and off-site improvement requirements.** On- and off-site improvements, including public streets, curbing, sidewalks, streetlights, water, sewer, and drainage requirements, have an impact on the cost of residential development. Improvement requirements for new developments are regulated under the Subdivision Ordinance. Off-site improvement requirements are less costly in a fully developed community since infrastructure needed to serve infill development is already in place. However, the financial burden of improvements as the City's infrastructure ages is a concern.

Non-governmental constraints

Locally and regionally, there are several constraints that hinder the City's ability to accommodate the community's housing needs. The high cost of land, rising development costs, and neighborhood opposition make it expensive for developers to build affordable housing. These constraints may result in housing that is not affordable to low- and moderate-income households or may render residential construction economically infeasible for developers. While local government has little influence on larger market factors such as interest rates, its policies and regulations can act as constraints that affect both the amount of residential development that takes place and the affordability of housing. Specific constraints include:

- **Land Availability.** In 2022, fewer than five acres of vacant parcels (including right-of-way properties) are zoned for residential or mixed use development throughout the city, including in the three focus areas for future development (El Camino Real, Lawrence Station, and Tasman East).
- **Community Resistance.** Historically, there has been community opposition to higher density residential infill development proposed along major transportation corridors, particularly when that development is located directly adjacent to long-established single-family neighborhoods.
- **Construction Costs.** Market constraints substantially influence the cost of housing and pose a challenge to providing housing affordable for all income levels. Land prices are typically the most

significant component of the cost. The cost of land has increased rapidly over the past decade. Construction costs and fluctuating interest rates are also major contributors to in the increasing cost of housing in the San Francisco Bay Area.

- **Availability of financing.** The availability of financing affects a person's ability to purchase or improve a home. The primary concern in a review of lending activity is to see whether home financing is generally available in the community. Developers of affordable housing face significant challenges in securing financing. Due to the limited possible return from rents or sales prices of affordable units, many private lenders are unable to finance affordable projects due to the rate of return. Thus, affordable developers must rely on community lending divisions, nonprofit institutions, grants and special loans, and local assistance.

Strategy to Remove or Ameliorate the Barriers to Affordable Housing

The City has several policies and actions it will implement over the 2023-31 Housing Element cycle to address affordable housing barriers, including:

- **Policy A-3:** Utilize objective design standards to streamline the housing development process;
- **Policy A-5:** Proactively plan for sufficient housing capacity through infill development that is compatible with existing neighborhoods and through the preparation of neighborhood plans that will support the development of new, complete neighborhoods.
- **Policy B-4:** Identify and potentially designate surplus land that can accommodate low, very-low, and extremely low-income residential development.
- **Policy D-2:** Continue to utilize General Plan land use and zoning updates to provide increased opportunity and flexibility in providing a variety of housing types and tenure.
- **Policy D-3:** Periodically review the City's ordinances, policies, and procedures and make changes to reduce or remove constraints to development.

Specific actions articulated in the City's Housing Element meant to remove affordable housing barriers include:

- **Action 1(d).** As part of the Zoning Ordinance Update, incorporate changes to state Accessory Dwelling Unit (ADU) law and incentivize the creation of ADUs by removing parking requirements and providing more flexible height standards.
- **Action 1(l).** Report on the production of ADUs through the City's Annual Progress Report (APR). If the pace of ADU production falls below the level necessary to achieve 392 ADUs during the 2023-2031 planning period (approximately 49 ADUs/year), within six months of acceptance of the APR, present a plan to City Council to remove barriers and/or further incentivize ADU production (e.g., through additional Zoning changes).
- **Action 1(n)(6).** Adopt a General Plan Text Amendment to increase the density limit for Very Low Density Residential parcels from up to 10du/ac to 14 du/ac. These lower density residential parcels are generally located in higher income and higher resourced parts of the city.
- **Action 3(c).** Apply reduced parking requirements for transit-rich environments from the Zoning Ordinance Update to proposed long-range plans.
- **Action 3(d).** Reduce residential parking requirements outside of transit-rich environments by reducing the amount of parking required for studio and one-bedroom apartments in multi-family zones.
- **Action 3(j).** Review best practices once per year with regional working groups to identify

appropriate incentives and polices to support affordable housing development in the city including fee deferral, reduction, or waivers.

- **Action 9(a).** Complete the comprehensive update to the Zoning Ordinance, including:
    - Provide for by-right approval of a variety of housing types
    - Further reduce use of Planned Developments (PDs) by including new high-density residential and mixed-use zoning districts that conform to the General Plan and by allowing by-right approvals that meet objective development standards
    - Allow by-right expansion of single-family homes built with non-conforming side setbacks and/or one-car garages.
    - Revamp residential parking requirements, including unbundling and make appropriate reductions in parking requirements according to housing type (i.e., reduced parking requirements for units for people with development and other disabilities) and reducing residential parking requirements outside of transit-rich environments by reducing the amount of parking required for studio and one-bedroom apartments in multi-family zones.
    - Apply adopted zoning designations to the City's Zoning map, consistent with the City's General Plan, which will add additional housing sites totaling 1,039 units of capacity to the El Camino Real corridor.
    - Remove coverage maximums in the R3 and R4 districts and increase coverage maximums from 45% to 60% in the R2 district.
    - In addition to exempting ADUs/JADUs from providing parking, do not require replacement parking for JADUs that convert a garage space/s for the primary dwelling.
- **Action 9(b).** Monitor the Zoning Ordinance, including land use controls (e.g., setbacks, height, lot coverage, etc.), for any potential constraints to the development of housing, particularly housing for persons with special needs (including those with developmental disabilities), and amend the Zoning Ordinance to address those constraints.
- **Action 11.** The City charges various impact fees to provide essential services and facilities to serve new development. The City will conduct an impact fee study to compare the City's fees with surrounding and similar jurisdictions.

SP-60 Homeless Strategy – 91.215 (d)

The 2020-2025 Community Plan to End Homelessness serves as the County's roadmap for ending homelessness in the County of Santa Clara. The focus of this program (which was adopted by the Housing Element) is to report outcomes for the implementing programs that help the County and overall community meet the goals of the Community Plan.

The County identified the following objectives for this program:

- House approximately 3,200 people annually through the implementation of the Community Plan to End Homelessness. Assuming the current reduction rate and the number of people served annually, the County projects a total of 25,600 people receiving housing by 2031. The County's progress since 2020 is as follows:
    - 13,817 people connected to stable housing;
    - 19,575 people placed in temporary housing and shelter;
    - 28,235 people received homelessness prevention assistance.
- Annually convene the strategy leads to develop annual focused implementation plans and seek approval from the Continuum of Care (CoC) Executive Board on the priorities for annual workplans. This includes, but is not limited to, the supportive housing system improvement work, supporting the work of the Lived Experience Advisory Board to improve service delivery, and the coordinated entry redesign work. Collectively these efforts are intended to continuously improve how unhoused individuals and families are served through the Santa Clara County Supportive Housing System.
- In 2025, initiate the process to update the Community Plan to End Homelessness and seek approval from the CoC Board on the community outreach and stakeholder engagement plan. Once a draft is developed, seek endorsement from the Board of Supervisors, the 15 incorporated cities, the Santa Clara County Housing Authority, the Valley Transportation Authority, the Santa Clara Valley Water Board, the various School and College Districts and other governmental and non-governmental partners. (The County intends to complete the draft plan by September 2025 for adoption of the plan in January 2026.)
- In 2026, once the new Community Plan to End Homelessness is in place, seek approval from each city on the development of a local implementation plan in which OSH will offer technical assistance and support either directly or through a consultant.

Reaching out to homeless persons (especially unsheltered persons) and assessing their individual needs

The City of Santa Clara is committed to addressing the needs of homeless persons and implementing strategies and programs to prevent low income households and special needs populations from entering homelessness. Over the next five years, the City will continue to allocate resources and implement strategic goals to support homeless persons and families and to prevent and end homelessness where possible.

The County of Santa Clara conducts outreach to homeless persons to assess their individual needs and connect them to services and resources through the Office of Supportive Housing's (OSH) Client Engagement Team which provides outreach services to homeless persons across the County. Team members connect with unsheltered persons to discuss and explain housing opportunities available to them

and to connect them to the supportive housing programs available through Coordinated Assessment. Outreach is also coordinated by the Emergency Assistance Network (EAN) which is comprised of United Way Silicon Valley, eight partner agencies, and seven law enforcement agencies that create a safety net of essential services.

The Community Plan to End Homelessness includes a set of strategies that will expand on these current and ongoing efforts. The strategies and action items adopted as part of the plan that contribute to the strategic plan goals to improve homeless outreach include but are not limited to:

- Increase shelter outreach, hygiene services, and transportation options to match the needs of unsheltered residents.
- Increase access to basic hygiene resources, including bathrooms, showers, and laundry; and increase the number of free public transit passes and other transportation options for people who are unhoused to access services.
- Increase the number of street outreach staff and case managers working in encampments and provide opportunities for people who have lived experience of homelessness to provide peer-to-peer support.
- Increase the number of mobile crisis teams with clinical staff, and expand their hours, to support individuals experiencing severe mental health and substance use crises.
- Increase outreach to city and County staff and business and neighborhood associations about available resources to assist people who are unhoused.
- Create a referral system where unhoused residents can access information and services, such as available temporary housing and homeless services.

The County will continue homeless outreach services to assess the unique needs of homeless persons and families through the strategies, programs, and policies developed as part of the County's Housing Element and Assessment of Fair Housing (AFH). Between 2023 and 2031, the County will continue to conduct outreach services and assess the individual needs of homeless persons and families through the following programs and action items.

- Improve the quality of life of unsheltered individuals by expanding the capacity of temporary housing programs and providing basic needs services to individuals experiencing unsheltered homelessness.
- Continue to support community-based organizations that provide services to the unhoused population.
- Continue to support feedback mechanisms that provide those with lived experience the opportunity to inform and shape improvements to the Supportive Housing System and the delivery of services.
- Increase access to opportunity for residents of historically disinvested low income communities by increasing the number of free public transit passes and other transportation options for unhoused people to access services and by studying access to services in South County including the Cities of Morgan Hill, Gilroy, San Martin, and parts of the unincorporated County.

Addressing the emergency and transitional housing needs of homeless persons

The City of Santa Clara conducts homeless outreach through several initiatives and methods to assess their individual needs, connect them to resources, and to improve the City and County's overall approach to meeting the needs of homeless persons. The City's Police Department includes a Community Response Team which conducts outreach while not in uniform to respond to crises, connect homeless persons to existing services, and to facilitate housing assessments with partnering agencies.

Law enforcement officers are also responsible for leading encampment clear-outs by providing notifications of clear-outs (at least 72 hours in advance), coordinating with third-party vendors to conduct the clear-out, tagging personal property, and connecting individuals with community resources after they are mandated to relocate. Adobe Services also conducts street outreach in Santa Clara City through their five-member outreach team which focuses on high need individuals with mental health challenges. Individuals are placed in a housing queue and are connected to resources and services while they wait for housing placement.

Additionally, the Community Response Team and the Housing and Community Services Division administer grants to several local agencies that offer services to homeless persons including: WeHope Dignity on Wheels Mobile Shower and Laundry Service, Santa Clara County HPS, Next Door Solutions to Domestic Violence, Emergency Housing Consortium, St. Justin Community Ministry, Bill Wilson Center, Abode Services, and case management for permanent supportive housing clients.

The City will expand on these efforts by implementing the priorities, objectives, and strategies outlined in the Plan to Reduce Homelessness and Its Impacts which will serve as the City's roadmap to address the needs of homeless persons and families in Santa Clara City. Strategies and actions to improve homeless outreach adopted by the City are highlighted below.

Priority Area 2. Increase availability of short-term shelter, permanent supportive housing, and Extremely Low Income (ELI) housing. The City will: 1) create new shelter and housing that is affordable and accessible to people experiencing or at risk of homelessness; 2) use all tools available to increase housing affordability; and 3) reduce opposition to new development at all stages. The strategies adopted by the City include:

- Add 136 new emergency shelter, interim housing, rapid rehousing, or shared supportive housing beds/units to provide shelter options for unhoused residents in Santa Clara who are waiting for placement in affordable housing.
- By 2031, work towards the Housing Element goal of permitting 1,436 extremely low and very low income units.

Priority Area 3: Conduct proactive street outreach to engage people who are unsheltered and connect them to resources. The City will: 1) ensure that homeless persons in the city are assessed as part of the community's CES and connected to services to meet their health and basic needs; 2) proactively engage, develop rapport with, and house people with the highest needs in the community; 3) increase utilization of existing City and County homeless assistance resources by people experiencing homelessness; and 4) increase connections to mental health services (including crisis services) for homeless persons, especially those who have been hesitant or lack the capacity to access services.
Strategies to facilitate this priority area and these objectives include:

- Fund an agency to provide street and encampment-based case management to help Santa Clara residents obtain and/or retain shelter or housing through a range of activities including but not limited to: conducting assessments; providing services to ensure households are document/housing reading; assisting clients with creating housing plans; providing services; and collecting feedback from unhoused people to improve engagement and shelter/housing/service programs.

- Explore opportunities to support peer outreach that trains and employs people with lived experience of homelessness to provide street outreach and system navigation services.

- By 2026, improve the City's capacity to respond faster to crises that require clinical responses or de-escalation by: 1) coordinating with partner agencies and service providers to train City staff and volunteers about crisis response and other resources; 2) creating a set of written guidelines and conducting trainings on who to call and when, conflict resolutions, and de-escalation techniques; 3) working with OSH and local jurisdictions to expand mental health outreach and crisis response which could include hiring more Crisis Intervention Specialists for the City's Police Department; and 4) increasing coordinating with BHS to ensure outreach teams serving City residents can connect people with available services.

Priority Area 4: Address basic needs of people living outside, including health and hygiene. The City will: 1) create opportunities for engagement, connection, and trust-building with people living unsheltered by providing resources to meet basic needs and build a foundation for making progress toward housing goals; 2) address the immediate unsheltered crisis by creating spaces for people experiencing homelessness to stay, address immediate needs, and access services; and 3) improve the accessibility and experience of public areas for both housed and unhoused residents.
Strategies to facilitate this priority area and related objectives include:

- By December 2025, explore partnerships with businesses, nonprofits, faith-based, and volunteer organizations to leverage funding, facilities, expertise, and staffing to support provision of basic need services such as food, hygiene supplies and services, and restrooms for unsheltered people. For example: donation drives, volunteer days or programs, and/or community events to connect housed and unhoused community members.

- Establish safe and welcoming places for people living in unsheltered situations to access during the day with access to restrooms, computers, phones, and services. The City will aim to establish additional options beyond parks and libraries.

Additionally, the City of Santa Clara will address the emergency and transitional housing needs of homeless persons by supporting and encouraging the development of housing types that serve homeless persons and families. The City's Housing Element commits staff to increasing access to interim housing units, rapid rehousing, and emergency shelter beds by 30% from 453 units in 2023 to 589 units by 2030. (The City adopted this objective as part of Action 1: Provision of a Variety of Housing Types.)
To achieve this objective, the City is currently updating the Zoning Ordinance. As part of implementing Action 9 (Zoning Ordinance), the City will:

- Complete a comprehensive update to the Zoning Ordinance to include provisions that allow emergency shelters by right without discretionary action in select residential, commercial, and mixed-use districts.

- Adopt a Zoning Ordinance Amendment to revise the definition of emergency shelter to include other interim interventions including but not limited to a navigation center, bridge housing, and respite or recuperative care; and to revise the Emergency Shelters, Development and Operational Standards section to remove the separation of uses standard.

Helping homeless persons (especially chronically homeless individuals and families, families with children, veterans and their families, and unaccompanied youth) make the transition to permanent housing and independent living, including shortening the period of time that individuals and families experience homelessness, facilitating access for homeless individuals and families to affordable housing units, and preventing individuals and families who were recently homeless from becoming homeless again.

Over the next five years, the City of Santa Clara is committed to helping unhoused persons transition from homelessness to permanent housing by adopting and implementing the City's 2024 Homelessness Response Plan which six priority areas for City staff to respond to the unique needs of homeless persons and families and to address and reduce the impacts of homelessness on the wider community.

As part of developing these priority areas, the City identified related objectives and strategies to address and reduce homelessness in the City of Santa Clara. Objectives, strategies, and actions that will assist City staff in helping homeless persons enter permanent housing situations include but are not limited to:

- Create new shelter and housing that is affordable and accessible to people experiencing or at risk of homelessness.
- Proactively engage, develop rapport with, and ultimately house people with the highest needs in the community.
- Leverage collective community resources to create efficient and impactful interventions.
- Ensure that people experiencing homelessness in the city are assessed as part of the community's Coordinated EntrySystem (CES) and connected to other services to meet their health and basic needs wherever possible.
- Provide housing problem solving services to determine if there are ways too quickly resolve and/or avoid entering homelessness or rapidly exit homelessness through conflict resolution, mediation, one-time financial assistance, relocation and other activities.

County/Regional efforts. The Santa Clara County Continuum of Care's (CoC) strategy to help homeless persons (especially those with special needs) make the transition to permanent housing and independent living, facilitate access to affordable housing, and to prevent individuals and families from re-entering homelessness are implemented by the County's 2020-2024 Community Plan to End Homelessness which includes a three-part strategy to end homelessness in Santa Clara County and jurisdictions. These strategies include: 1) addressing the root causes of homelessness through system and policy changes; 2) expand homelessness prevention and housing programs to meet the need; and 3) improve the quality of life for unsheltered individuals and create healthy neighborhoods for all.

The actions that contribute to the County's strategic plan goals include:

- Protect residents from evictions, displacement, and housing discrimination by adopting and implementing new fair housing plans for the region; providing legal assistance to ensure that individuals and families most severely impacted by the lack of affordable housing (people of color) have equal access to housing; and by strengthening local rent control and tenant protections.

- Provide a broad range of supports to prevent homelessness by expanding the Homelessness Prevention System (HPS) to prevent homelessness for an additional 7,000 households who are at risk by providing targeted financial assistance and supportive services; and by providing targeted financial resources to prevent homelessness and eviction for severely rent burdened residents living in existing affordable units.

- Expand the supportive housing system to provide housing and services to help 20,000 unhoused people secure stable, permanent housing by targeting 7,000 people in permanent supportive housing programs that provide long-term support; 10,000 people housed through rapid re-housing programs that provide short- and medium-term support; and 3,000 people housed through Housing Problem Solving and other short-term or one-time assistance.

- Develop programs tailored to the needs of specific populations of persons experiencing homelessness including youth and young adults, older adults (55+) and seniors, families with children, and adults (25 to 54 years) without children.

The County will continue to help homeless persons and families make the transition to permanent housing and independent living through the programs, policies, and strategies identified by the County's 2023-2031 Housing Element.

Program 1.23. City Revenue Agreements. The County of Santa Clara has pooled resources from various cities to expand the capacity of the Supportive Housing System and to increase the efficiency of existing partnerships while reducing the duplication of services throughout the County. The programs supported by these revenue funding sources are aligned with the goals of the 2020-2025 Community Plan to End Homelessness and promote racial equity in homeless services by increasing the availability of community-based supportive services throughout the County of Santa Clara. As part of this program, the County identified the following objectives:

- Serve 20 households from the City of Santa Clara and 20 households from the City of Mountain View with permanent supportive housing services and rental assistance. Assuming funding continues annually through 2031, these Revenue Agreements would serve 360 households.
- Serve 133 vehicle dwellers from the City of Mountain View by providing homeless households a temporary, overnight, safe location to park, as well as case management support. Assuming funding continues annually through 2031, this Revenue Agreement would serve 1,197 vehicle dwellers.
- Serve 400 homeless households from San Jose through a centralized hotline for individuals and families seeking shelter services or shelter diversion services. Assuming funding continues annually through 2031, this Revenue Agreement would serve 3,600 homeless households from San Jose.

- Provide supportive services for 180 chronically homeless households from San Jose. Assuming funds continues annually through 2031, this Revenue Agreement would serve 1,620 chronically homeless households from San Jose.

It is important to note that during the community engagement conducted to inform the City's Plan, service providers who participated in focus groups emphasized a need for the City to implement a strategy focused on investing and providing services that prevent individuals and families from slipping back into homelessness. Participants explained that many individuals do not have the resources, connections, and/or social supports required to remain stably housed after entering housing and often become homeless after having been housed. Providers in focus groups strongly recommended that the City develop and implement a strategy that results in a "one stop shop" for individuals to navigate to when they need support and offered Sunnyvale Community Services as a model for City staff.

Help low-income individuals and families avoid becoming homeless, especially extremely low- income individuals and families who are likely to become homeless after being discharged from a publicly funded institution or system of care, or who are receiving assistance from public and private agencies that address housing, health, social services, employment, education or youth needs

The City of Santa Clara invests in homelessness prevention and crisis response to ensure individuals and families at-risk of homelessness have access to the resources that meet their basic needs. The City's Plan to Reduce Homelessness identifies the following services supported by the City and provided by community partners:

- The City contributes $50,000 per year to the County of Santa Clara's Homeless Prevention System which is comprise of a network of 20 community partners working to stabilize housing for at-risk households.

- In partnership with Abode Services, the City funds a Tenant Based Rental Assistance (TBRA) program of over $1,000,000 each year to provide housing assistance in the form of deposits and rental subsidies for up to 12 months. The program also provides case management services to homeless families with children, households fleeing domestic violence, or families with children that are at-risk of homelessness (incomes at or below 60% AMI).

Additionally, the City supports individuals returning from institutions and systems of care through the County's Reentry Resource Center (RRC) which provides services to residents who were previously incarcerated as well as residents who enter homelessness upon release. Services offered by RRC include referrals to drug treatment programs, housing assistance, food assistance, counseling services, and other benefits to support the transition to permanent housing. Residents are also supported by the County's Social Service Agency which expedites the review process of CalFresh applications for homeless households to ensure they receive benefits within three days.

The City will continue these efforts by implementing the Santa Clara Plan to Reduce Homelessness and Its Impacts which includes six priority areas and related objectives and strategies to address homelessness in Santa Clara City. To help individuals and families avoid homelessness, the City adopted the following strategies:

Priority Area 1: Prevent homelessness for City residents who are at-risk. The City will: 1) reduce the inflow into homelessness among City residents at imminent risk of losing their housing; 2) reduce displacement and help

tenants relocate when needed; and 3) increase the availability and accessibility of services within the city for City residents. Strategies to facilitate these objectives include:

- By December 2025, partner with the Charities Housing, CORE, Santa Clara County's Office of Supportive Housing, Destination Home, the Housing Authority and others to reduce rent burden for seniors living in the Belovida apartment complex and carrying out a minor rehabilitation of the building.
- By 2026, increase the City's investment in the County's HPS to increase access to rental assistance, deposit assistance, car repair, housing problem solving, and other prevention related services for City residents.
- By 2026, expand the City's investment in TBRA to serve 10 to 20 additional households per year.
- By 2026, explore the implementation of policies to prevent displacement and/or facilitate a soft landing when relocation is unavoidable including but not limited to: policies that minimize displacement resulting from code enforcement; no net loss policy for income restricted affordable housing; longer notification requirements for tenants when housing will be redeveloped; landlord paid relocation benefits for tenants impacted by no cause and no-fault evictions; and creating a rental deposit cap.

[27] Valley Homeless Healthcare Program(VHHP).Santa ClaraValley MedicalCenter.https://www.scvmc.org/clinics-and-locations/Valley-Homeless-Health-Program/Pages/overview.aspx

SP-65 Lead Based Paint (LBP) Hazards – 91.215 (i)

Actions to address LBP hazards and increase access to housing without LBP hazards

The City follows all applicable Lead-Based Paint Regulations, which primarily affect projects funded by the Neighborhood Conservation Improvement Program (NCIP).

How are the actions listed above related to the extent of lead poisoning and hazards?

Three quarters of homes in the City were built before 1980. Homes built before 1980 may contain LBP. Forty-five percent of households (19,915) are LMI. Using this proportion, 14,936 LBP households are potentially occupied by LMI families.

How are the actions listed above integrated into housing policies and procedures?

The City, as part of its NCIP, requires that all lead paint be controlled or abated and disposed of properly to eliminate or reduce the hazard of environmental or human contamination.

SP-70 Anti-Poverty Strategy – 91.215 (j)

Jurisdiction Goals, Programs and Policies for reducing the number of Poverty-Level Families

**Section update in progress*

The community engagement process identified the El Camino Real area to be in need of neighborhood revitalization. Economic development funds will be targeted to the El Camino Real Focus Area, a low-income area of the City. The City will also continue to fund emergency assistance services for homeless persons and persons at risk of homelessness.

How are the Jurisdiction poverty reducing goals, programs, and policies coordinated with this affordable housing plan?

**Section update in progress*

Many organizations within the region work to reduce poverty within the City, including:

- *North County Consortium of Neighborhood Self Sufficiency Centers, which supports the sustainability and self-sufficiency for CalWorks families;*
- *Santa Clara Unified School District Adult Education Center, which helps students develop a "welfare to work" plan and provides career advising, job placement, resumé development, and interviewing skills to students. The Adult Education Center also serves homeless individuals with job training and housing;*
- *SCCHA is a Moving to Work agency, which allows programs that focus on self-sufficiency and affordable housing.*

SP-80 Monitoring – 91.230

Describe the standards and procedures that the jurisdiction will use to monitor activities carried out in furtherance of the plan and will use to ensure long-term compliance with requirements of the programs involved, including minority business outreach and the comprehensive planning requirements

**Section update in progress*

The City enters into subrecipient agreements with grantees. These agreements set forth the terms for grant management and compliance with required state and federal laws. The City works with multiple public service programs funded by CDBG and HOME, which have an excellent track record with the use of these funds. The City performs on-site monitoring of these programs at least once per agreement period, and the public service programs must report to the City at least twice per year.

County of Santa Clara
2020-2025 Consolidated Plan
Community Engagement Summary

CPC engagement overview and survey analysis in progress.

Public Comment – Appendix C

2025-2026

Annual Action Plan

Contents

AP-15 Expected Resources – 91.220 (c) (1,2) 2

AP-20 Annual Goals and Objectives – 91.220(c)(3)& (e) 9

AP-35 Projects – 91.220(d) 12

AP-38 Project Summary 14

AP-50 Geographic Distribution – 91.220 (f) 22

AP-55 Affordable Housing – 91.220 (g) 23

AP-60 Public Housing – 91.220 (h) 24

AP-65 Homeless and Other Special Needs Activities – 91.220 (i) 25

AP-75 Barriers to Affordable Housing – 91.220 (j) 27

AP-85 Other Actions – 91.220 (k) 29

AP-90 Program Specific Requirements – 91.220 (l) (1,2,4) 32

AP-15 Expected Resources – 91.220 (c) (1,2)

Introduction

The City of Santa Clara is estimating the following federal and local funding resources for the 2025 Program Year (PY); Fiscal Year2025-2026:

CDBG Funds: The total amount of CDBG resources expected to be available for FY25/26 is $1,050,000. This total is made up of the annual CDBG entitlement from HUD, Prior Year Resources (i.e., funds that are being re-programmed and/or funds that were programmed but not spent), and Program Income (income generated from prior CDBG projects). The breakdown of the source of funds is:

- Annual Entitlement Funds $930,000
- Estimated Prior Year Balance $0
- Estimated FY25/26 Program Income $120,000

CDBG Contingency Language

More than expected: If the City receives more CDBG Entitlement funding than expected, funds will be used for the City Homeowner Rehabilitation Program (i.e., NCIP) and/or the Minor Repair Program. The City reserves the option to provide more funding for public services if the Public Service Cap allows for another agency to be funded to at least $30,000.

Less than expected: If the City receives less CDBG Entitlement funding than expected, the Public Service and Administration Caps will be recalculated and amounts adjusted. If the calculation results in a Public Service Cap of less than $180,00, the City will need to reduce its number of Public Service Agencies funded to come under the cap. Further, the amount allocated to the Minor Repair Program may need to be reduced.

All Program Income is placed in the Revolving Loan Fund for use in the NCIP program.

HOME Funds: The total amount of HOME resources expected to be available for FY25/26 is $665,000. This is made up of the annual HOME entitlement from HUD, Prior Year Resources (funds that are being re-programmed and/or funds that were programmed but not spent), and Program Income (income generated from prior HOME projects). The breakdown of the source of funds is:

- Entitlement Funds $335,000
- Estimated Prior Year Balance $320,000
- Estimated FY25/26 Program Income $ 10,000*

*HOME Program Income (PI). The City estimates it will receive $100,000 in PI in the FY25/26. Ten percent; or $10,000 will be programmed in this 2025 Annual Action Plan for administrative costs as allowed by HOME regulations. The other 90% ($90,000) will be programmed next year in the 2026 Annual Action Plan.

In accordance with HOME regulations, CHDO set-aside funds not used for the set-aside purpose are allowed to be reprogrammed to other activities after two years. If the City cannot use its CHDO funds for its intended set-aside use, the City will reprogram the CHDO funds to its Tenant Based Rental Assistance (TBRA) program.

HOME CONTINGENCY LANGUAGE

More than expected: If the City receives more HOME Entitlement funding than expected, the CHDO set-aside amounts and the Administration amounts will be recalculated. All remaining funds will be used for the TBRA Program.

Less than expected: If the City receives less HOME Entitlement funding than expected, the CHDO set-aside amounts and the Administration amounts will be recalculated. The TBRA program will then be reduced in funding.

LOCAL FUNDING

The HOME match requirement will be met through the waiving of property taxes on past HOME-funded multi-family affordable developments. The City also anticipates that it will leverage approximately $525,697 with local funds for programs and activities also funded with federal funds. The local funds are as follows:

General Funds: (TBD)

City Affordable Housing Funds (CAHF): $275,697

City Housing Successor Fund (CHSF): $250,000

Table 59 –Expected Resources Priority Table								
Program	Source of Funds	Uses of Funds	Expected Amount Available Year 1				Expected Amount Available Remainder of ConPlan	Narrative Description
			Annual Allocation	Program Income	Prior Year Resource	Total:		
			$	$	$	$	$	
CDBG	Public-Federal	Acquisition Housing Rehab. Public Improvements Public Services Administration and Planning	$930,000	$120,000	$0	$1,050,000	$4,200,000	CDBG funds may be used for: 1) Land acquisition for affordable housing; 2) NCIP program and Minor Repair Program; 3) Public infrastructure improvements and other public facility improvements; 4) Capital Improvements to Affordable Housing; 5) Public Services; 6) Administration and planning.
HOME	Public-Federal	CHDO and regular HOME rental projects, such as property acquisition, new const., and/or rehabilitation. Tenant Based Rental Assistance Admin. and Planning for HOME programs and activities. Fair Housing Services	$335,000	$10,000	$320,000	$665,000	$2,660,000	HOME funds may be used for: 1) TBRA; 2) NCIP; 3) Rental Development and/or rehab; 4) Fair Housing Services; 5) Admin. & Planning. City expects approx. $100,000 of PI from PY24/25 which is part of the Prior Year Resources amount. The City estimates approx. $100,000 of PI in PY25/26. $10,000 of which will be drawn in PY25/26 for administration and planning. The remaining $90,000 will be programmed in PY26/27. If PI exceeds $100,000, City will continue using 10% for admin.

Explain how federal funds will leverage those additional resources (private, state and local funds), including a description of how matching requirements will be satisfied

**Section update in progress*

Federal funds will leverage local funds to increase project efficiencies and benefit from economies of scale. The HOME match requirement will be met through the waiving of property taxes on past HOME-funded multi-family affordable developments. The City Affordable Housing Fund (CAHF) and the City Housing Successor Fund (CHSF) will contribute $275,697 and $250,000 respectively. These funds will be used to fund case management services for the City's Tenant Based Rental Assistance (TBRA) program and other case management services. General Funds may be used to augment other public service activities.

Other Federal Grant Programs

Additional federal programs that fund community development and affordable housing activities include: Section 8 Housing Choice Voucher Program; Section 202; Section 811; and Affordable Housing Program (AHP) through the Federal Home Loan Bank. These programs are provided by Santa Clara County Housing Authority and affordable housing developers.

If appropriate, describe publicly owned land or property located within the jurisdiction that may be used to address the needs identified in the plan

The City owns ? properties that have potential for development of low income and special needs housing:

AP-20 Annual Goals and Objectives – 91.220(c)(3)& (e)

Table 60 –Annual Goals and Objectives Summary								
	Goal Name	Start Year	End Year	Category	Geographic Area	Needs Addressed	Funding	Goal Outcome Indicator
1	Affordable Housing	2025	2026	Affordable Housing	Citywide	Affordability: Affordable Housing	CDBG $660,000 HOME $631,600	Homeowner housing rehabilitation and project deliver costs 25 households TBRA 20 households
2	Homelessness	2025	2026	Homeless	Citywide	Availability/ Accessibility: Homelessness	CDBG TBD	Homelessness Prevention TBD
3	Public Services	2025	2026	Non-Homeless Special Needs	Citywide	Availability/ Accessibility: Public Services	CDBG $180,000	Public Service Activities Other than Low/Mod. Income Housing and Housing Benefit 500

Table 64 –Annual Goals and Objectives Summary (cont'd)								
	Goal Name	Start Year	End Year	Category	Geographic Area	Needs Addressed	Funding	Goal Outcome Indicator
4	Fair Housing	2025	2026	Non-Homeless Special Needs	Citywide	Availability/ Accessibility: Fair Housing	GENERAL $22,197	Public Service Activities Other than Low/Mod. Income Housing Benefit Public Service Activities for Low/Mod. Income Housing Benefit 100
5	Planning & Admin.	2025	2026	CDBG, HOME, Admin.	Citywide	N/A	CDBG $210,000 HOME $33,500	N/A

Goal Description		
1	**Goal Name**	Affordable Housing
	Goal Description	Assist in the creation and preservation of affordable housing for low income and special needs households through continuation of the Neighborhood Conservation and Improvement Program, rental habilitation of units occupied by low income tenants, TBRA rental subsidies, and new construction.
2	**Goal Name**	Homelessness
	Goal Description	Support activities, consistent with Continuum of Care strategies, to prevent and end homelessness. This includes building affordable housing for people who are homeless or at risk of homelessness as well as the provision of support services.
3	**Goal Name**	Public Services
	Goal Description	Support activities that provide basic needs to lower income households and special needs populations. Services would be provided to low-income households, elderly individuals, homeless persons, people with disabilities, and victims of domestic violence.
4	**Goal Name**	Fair Housing
	Goal Description	Promote fair housing choice, through the following activities: fair housing education, fair housing testing, housing assistance hotline, and landlord-tenant mediation.
5	**Goal Name**	Public Facilities
	Goal Description	Improve accessibility for persons with physical disabilities by identifying and repairing intersections for accessibility, mostly through curb cuts. Also providing upgrades and improvements to non-profit facilities that serve low-income households.
6	**Goal Name**	Planning & Administration
	Goal Description	Provide management, planning and implementation of the City's CDBG & HOME programs as well as monitoring of public services and housing projects.

AP-35 Projects – 91.220(d)

Introduction

The activities that the City will undertake in FY 2025-2026 using CDBG and HOME funds include: promoting affordable housing, homeowner housing rehabilitation, remove barriers to the handicapped, funding public services for low and moderate-income residents; and program administration, as shown below. All these activities meet one or more priority needs as identified through the citizen participation process.

Table 61 –Project Information

#	Project Name	National Objective To Benefit…	Code	Funding
1	TBD			

Describe the reasons for allocation priorities and any obstacles to addressing underserved needs

The allocation of funds is based on the needs and priorities identified in the 2025-2030 Consolidated Plan. The City prioritizes allocations of its CDBG and HOME funds to projects that serve the lowest income households, from 0-50% of Area Median Income (AMI). In addition, public services are an identified funding priority in the Consolidated Plan, and funding is recommended to organizations that provide needed services in the community.

AP-38 Project Summary

TBD

Project Summary		
1	Project Name	
	Target Area	
	Goals Supported	
	Needs Addressed	
	Funding	
	Description	
	Target Date	
	Estimate the number and type of families that will benefit from the proposed activities	
	Location Description	

2	Project Name	
	Target Area	
	Goals Supported	
	Needs Addressed	
	Funding	
	Description	
	Target Date	
	Estimate the number and type of families that will benefit from the proposed activities	
	Location Description	

3	Project Name	
	Target Area	
	Goals Supported	
	Needs Addressed	
	Funding	
	Description	
	Target Date	
	Estimate the number and type of families that will benefit from the proposed activities	
	Location Description	

Project Summary (cont'd)		
4	Project Name	
	Target Area	
	Goals Supported	
	Needs Addressed	
	Funding	
	Description	
	Target Date	
	Estimate the number and type of families that will benefit from the proposed activities	
	Location Description	

5	Project Name	
	Target Area	
	Goals Supported	
	Needs Addressed	
	Funding	
	Description	
	Target Date	
	Estimate the number and type of families that will benefit from the proposed activities	
	Location Description	

6	Project Name	
	Target Area	
	Goals Supported	
	Needs Addressed	
	Funding	
	Description	
	Target Date	
	Estimate the number and type of families that will benefit from the proposed activities	
	Location Description	

Project Summary (cont'd)		
8	**Project Name**	
	Target Area	
	Goals Supported	
	Needs Addressed	
	Funding	
	Description	
	Target Date	
	Estimate the number and type of families that will benefit from the proposed activities	
	Location Description	

9	**Project Name**	
	Target Area	
	Goals Supported	
	Needs Addressed	
	Funding	
	Description	
	Target Date	
	Estimate the number and type of families that will benefit from the proposed activities	
	Location Description	

Project Summary (cont'd)		
10	Project Name	
	Target Area	
	Goals Supported	
	Needs Addressed	
	Funding	
	Description	
	Target Date	
	Estimate the number and type of families that will benefit from the proposed activities	
	Location Description	

11	Project Name	
	Target Area	
	Goals Supported	
	Needs Addressed	
	Funding	
	Description	
	Target Date	
	Estimate the number and type of families that will benefit from the proposed activities	
	Location Description	

12	Project Name	
	Target Area	
	Goals Supported	
	Needs Addressed	
	Funding	
	Description	
	Target Date	
	Estimate the number and type of families that will benefit from the proposed activities	
	Location Description	

Project Summary (cont'd)		
13	Project Name	
	Target Area	
	Goals Supported	
	Needs Addressed	
	Funding	
	Description	
	Target Date	
	Estimate the number and type of families that will benefit from the proposed activities	
	Location Description	

14	Project Name	
	Target Area	
	Goals Supported	
	Needs Addressed	
	Funding	
	Description	
	Target Date	
	Estimate the number and type of families that will benefit from the proposed activities	
	Location Description	

15		

Table 67 –Project Summary (cont'd)		
16		

17	**Project Name**	
	Target Area	
	Goals Supported	
	Needs Addressed	
	Funding	
	Description	
	Target Date	
	Estimate the number and type of families that will benefit from the proposed activities	
	Location Description	

Table 67 –Project Summary (cont'd)		
18	Project Name	
	Target Area	
	Goals Supported	
	Needs Addressed	
	Funding	
	Description	
	Target Date	
	Estimate the number and type of families that will benefit from the proposed activities	
	Location Description	

19	Project Name	
	Target Area	
	Goals Supported	
	Needs Addressed	
	Funding	
	Description	
	Target Date	
	Estimate the number and type of families that will benefit from the proposed activities	
	Location Description	

20		

20	**Project Name**	Com
	Target Area	
	Goals Supported	
	Needs Addressed	
	Funding	
	Description	
	Target Date	
	Estimate the number and type of families that will benefit from the proposed activities	
	Location Description	

The allocation of funds is based on the needs and priorities identified in the 2025-2030 Consolidated Plan. The City prioritizes allocations of its CDBG and HOME funds to projects that serve the lowest income households, from 0-50% of Area Median Income (AMI). In addition, "Public Services" are an identified funding priority in the Consolidated Plan, and funding is recommended to organizations that provide needed services in the community.

Note: The following activities/agencies will be funded with local dollars if approved through the budget process:
TBD.

AP-50 Geographic Distribution – 91.220 (f)

Description of the geographic areas of the entitlement (including areas of low-income and minority concentration) where assistance will be directed.

Investments will be allocated citywide for affordable housing services, capital projects, fair housing services, and public services.

Table 62 – Geographic Distribution	
Target Area	**Percentage of funds**
Citywide	100%

Rationale for the priorities for allocating investments geographically

The City does not have plans to prioritize investments geographically. HOME CHDO set-aside funds may be spent in a contiguous jurisdiction if a CHDO development cannot be identified within the City limits.

AP-55 Affordable Housing – 91.220 (g)

Introduction

**Section update in progress*

For the purpose of this section, the term "affordable housing" is defined in the HOME regulations at 24 CFR 92.252 for rental housing and 24 CFR 92.254 for homeownership.

The City of Santa Clara has identified the production and maintenance of affordable housing as the primary objective for the expenditure of federal funds in the Consolidated Plan. While CDBG and HOME funds are limited, the City will continue to allocate funding to affordable housing projects, including owner-occupied rehabilitation. The City has non-federal funding sources that it will use toward the development of affordable housing.

Table 64 – One Year Goals for the Number of Households to be Supported (by Population Type)	
Homeless – Housing assistance for units reserved for homeless individuals and households.	*20*
Non-Homeless – Housing assistance for all units NOT reserved for homeless individuals and households.	*25*
Special-Needs – Housing assistance for units reserved for households that are not homeless but require specialized housing or supportive services.	*0*
Total	*45*

Table 65 – One Year Goals for the Number of Households Supported Through (by Program Type)	
Rental Assistance – Housing assistance for programs such as tenant-based rental assistance (TBRA) and one-time payments to prevent homelessness.	*20*
The Production of New Units – New units, including the conversion of non-residential properties.	*0*
Rehab of Existing Units – Rehabilitation of existing units, including reconstruction. If unit will be acquired and rehabilitated, report the unit only once.	*25*
Acquisition of Existing Units – Housing assistance for programs such as down payment assistance. If the unit will be acquired and rehabilitated, report the unit only once.	*0*
Total	45

Discussion

The City goal, as it relates to Affordable Housing, is to assist in the creation and preservation of affordable housing for low income and special needs households through continuation of the Neighborhood Conservation and Improvement Program (NCIP), rental habilitation of units occupied by low-income tenants, TBRA rental subsidies, and new construction.

25 households for Homeowner housing rehabilitation (CDBG),
05 Extremely low-income households
20 Low-income households

20 households for TBRA (HOME),
17 Extremely low-income households
03 Low-income households

01 households for CHDO Rental Housing (HOME),
01 Low-income households

AP-60 Public Housing – 91.220 (h)

Introduction

The Santa Clara County Housing Authority (SCCHA) is the regional entity that manages and maintains housing units and administers Housing Choice Voucher programs across the County. SCCHA operates four public housing units located in City of Santa Clara. The housing authority is a HUD-designated Moving to Work (MTW) agency which allows it greater flexibility to design and implement more innovative approaches to providing housing assistance.

For FY24/25, SCCHA plans to serve 18,299 households with MTW Housing Choice Vouchers, 1,270 with local, non-traditional property-based and tenant based vouchers, and 4 MTW Public Housing units leased for a total of 19,573 households served. The majority of voucher holders have a tenant-based voucher which allows the holder to use the voucher at any housing unit where the landlord will accept the voucher. Data on the number of vouchers in use within the City is unavailable.

Actions to encourage public housing residents to become more involved in management and participate in homeownership

The SCCHA has 536 tenant-based vouchers that the MTW PHA anticipates project -basing for the first time (county-wide); there are 3347 currently. The City will continue to work closely with the SCCHA to address any needs identified during the program year.

The most immediate need is finding housing units and owners that will accept vouchers. Stakeholder interviews also identified the need for assisting families moving into affordable units with basic necessities.
SCCHA re-proposed allocating project-based vouchers to SCCHA-owned projects without competition. This activity was originally proposed and approved by HUD to allow SCCHA to issue Project Based Vouchers (PBVs) to projects owned by SCCHA or a SCCHA affiliate entity without needing to go through a competitive selection process. The re-proposal of this activity would leave the original activity in place and in addition SCCHA is adopting a Housing Opportunities Through Modernization Act (HOTMA) provision that has not yet been implemented by HUD. A modification to Activity 2010-4 will allow SCCHA, at its discretion, to enter into a HAP contract for housing to be rehabilitated or newly constructed even if construction had begun without an AHAP in place.

If the PHA is designated as troubled, describe the manner in which financial assistance will be provided or other assistance
Not applicable.

AP-65 Homeless and Other Special Needs Activities – 91.220 (i)

Introduction

**Section in progress with new data*

The 2022 Point-in-Time Count identified 10,028 homeless individuals county-wide, which was higher than the 2019 count of 9,706. Of these individuals, 2,320 are sheltered and 7,708 are unsheltered. Individuals with the highest rates of being without shelter are the chronically homeless, homeless veterans, and unaccompanied youth. It is estimated that 28.71% (2,838) of the 10,028 homeless people are chronically homeless with 67% of those chronically homeless being unsheltered. 660 are veterans (6.58%) with 79% of those being unsheltered. "Families" comprise 8.95% of total homeless population (276 families with 898 members). 1,155 (11.51%) of the homeless population are unaccompanied youth and young adults; 91% of which are unsheltered

The City of Santa Clara saw an increase in its homeless population of 35% to 440 (up from 326).

Describe the jurisdictions one-year goals and actions for reducing and ending homelessness including: Reaching out to homeless persons (especially unsheltered persons) and assessing their individual needs.
The City will continue its efforts of housing homeless families through its TBRA program. The goal is to house/keep housed approximately 20 households. The City will renew its agreement with the County of Santa Clara for FY24/25 to provide intensive case management to approximately 20 chronically homeless individuals referred by the police department. This program is funded with local funds. The County provides housing subsidies for the participants in this program while the City uses its Successor Housing Agency funds to provide the case management and services for the program. HOME-ARP funds will be used to provide street-based case management services and other supportive services to Qualifying Populations under the HOME-ARP regulations. The City will also continue to offer mobile shower/laundry and case management services on a weekly basis through a partnership with WeHope Dignity on Wheels..

Addressing the emergency shelter and transitional housing needs of homeless persons.
TBD.

Helping homeless persons (especially chronically homeless individuals and families, families with children, veterans and their families, and unaccompanied youth) make the transition to permanent housing and independent living, including shortening the period of time that individuals and families experience homelessness, facilitating access for homeless individuals and families to affordable housing units, and preventing individuals and families who were recently homeless from becoming homeless again.

Particularly for chronically homeless, it is preferable for individuals to receive intensive case management rather than simple information and referral services. Case managers work to assist homeless individuals find housing, connect with resources, and receive services to maintain housing. The provision of case management is person-based rather than shelter-based with the goal of rapid re-housing. The goals of the County 2020-2025 Community Plan to End Homelessness establish a target of creating 6,000 housing opportunities for persons who are homeless. An additional goal is for each of the 6,000 new tenants to have access to the services that will allow them to maintain that housing.

The City will continue to use HOME funds for our TBRA program. The TBRA program is a short-term solution to homelessness (unlike permanent supportive housing for the chronically homeless). The

Homeless Survey has shown that families with children are not only a special need population but tend to be underrepresented in Homeless Surveys. The TBRA program will continue to focus on assisting the homeless and at-risk of homelessness population; however, preferences towards families with children, and individuals and/or families exiting housing exclusively designated for domestic violence survivors will be given.

Helping low-income individuals and families avoid becoming homeless, especially extremely low-income individuals and families and those who are: being discharged from publicly funded institutions and systems of care (such as health care facilities, mental health facilities, foster care and other youth facilities, and corrections programs and institutions); or, receiving assistance from public or private agencies that address housing, health, social services, employment, education, or youth needs.

Although the City does not fund programs or activities that specifically help low-income individuals and families avoid becoming homeless who are being discharged from publicly funded institutions or who receive assistance from public or private agencies that address housing, health, social services, employment or youth needs, many of the programs and activities that the City does fund help to prevent homelessness.

Tenant Based Rental Assistance Program (TBRA). Many of the beneficiaries of the TBRA program also receive SNAP (i.e., food assistance), and all receive case management services. The program also allows for assistance to those that are housed, but on the verge of homelessness.

Homeless Prevention Program and Intensive Case Management. The City uses local funds to match county funds for a program that houses up to twenty (20) homeless individuals that are identified by the police department as high users of community resources; some of which had been discharged from facilities and/or jails. This population is also provided case management services. The City also funds the Homelessness Prevention System which provides temporary financial assistance, legal support, and case management to families or individuals who are at risk of losing their housing.

Landlord/Tenant Mediation. This program can indirectly help households stay housed through the mediation of eviction related issues.

Next Door Solutions to Domestic Violence. This program provides a safety net of housing and services to either help victims avoid homelessness or make their homeless situation shorter.

Youth needs. The City provides CDBG funding for family and individual counseling needs through the Bill Wilson Center which focuses on the needs of foster children. By administering these programs, it provides The Bill Wilson Center the unique resources to identify homeless families, foster youth in their own system, and households with children in the school system that may be in need of critical needs such as housing, health, employment, education, and other social services.

The City is currently working to complete a City-specific homeless needs assessment and strategic plan. The results of this process will direct future funding for homeless activities and programs.

AP-75 Barriers to Affordable Housing – 91.220 (j)

Introduction

The jurisdictions within the County face barriers to affordable housing that are common throughout the Bay Area. High on the list is the lack of developable land, which increases the cost of available lands and increases housing development costs. Local opposition is another common obstacle as many neighbors have strong reactions to infill and affordable housing developments. Opposition is often based on misconceptions, such as an anticipated increase in crime; erosion of property values; increase in parking and traffic congestion; and overwhelmed schools. However, to ensure a healthy economy, the region must focus on strategies and investment that provide housing for much of the workforce in the region – retail sales clerks, firefighters and police, teachers and health service workers – whose incomes significantly limit their housing choices.

Actions it planned to remove or ameliorate the negative effects of public policies that serve as barriers to affordable housing such as land use controls, tax policies affecting land, zoning ordinances, building codes, fees and charges, growth limitations, and policies affecting the return on residential investment.

The City has identified multiple constraints or barriers to the affordable housing and residential investment in its 2023-2031 Housing Element Update, including:

- Land use controls that limit the density of housing production;
- Parking requirements increase the cost of housing;
- Income and wages are not consistent with the rising cost of housing;
- A competitive rental and housing market; and/or
- Diminishing public funds.

Generally, the City faces the same affordable housing barriers as the rest of the Bay Area, including:

- High cost of development constrains development of affordable housing units in favor of higher end units; and
- Lack of developable land prevents housing development and increases the price of land; and
- Local opposition prevents affordable housing from being built in high-resource areas; and
- Insufficient subsidies and vouchers for deeply affordable units.

Additionally, the Assessment of Fair Housing identified the following contributing factors to fair housing issues, including affordable housing, through analysis of data and community engagement feedback:

- Displacement of residents due to economic pressures
- Land use and zoning laws
- Source of income and private discrimination
- Community opposition to affordable housing
- Availability of affordable units in a range of sizes
- Availability, type, frequency, and reliability of public transportation
- Lack of access to opportunity due to high housing costs
- Lack of affordable, accessible housing in a range of unit sizes
- Lack of affordable housing for individuals who need supportive services
- Lack of assistance for housing accessibility modifications
- Lack of resources for fair housing agencies and organizations
- Loss of affordable housing.
- Location and type of affordable housing

The adopted 2023-2031 Housing Element includes the following actions to remove or ameliorate barriers: Continue to invest in new 100% affordable housing developments, work with nonprofits to acquire and rehabilitate distressed multi-family housing and convert it to low income housing, update the City zoning ordinance to comply with state laws on reasonable accommodations, the siting of emergency shelters, transitional and supportive housing. Reduce parking requirements for housing development near transit, work with religious institutions to identify possible sites for affordable housing development, encourage ADU development, analyze impact fees, promote construction of accessary units and low income housing such as shared housing and Single Room Occupancy units, continue to require developers of 10 or more units to provide Below Market Rate units, identifying new sources of affordable housing funding, and more.

AP-85 Other Actions – 91.220 (k)

Introduction
This section discusses efforts in addressing the underserved needs, expanding and preserving affordable housing, reducing lead-based paint hazards, and developing institutional structure for delivering housing and community development activities.

Actions planned to address obstacles to meeting underserved needs
One of the major obstacles to meeting the needs of the underserved is the limited amount of funding available to fund public services. The City contributes general funds to fund the tenant/landlord mediation program and the United Way 211 information line.

Actions planned to foster and maintain affordable housing
The City funds Rebuilding Together Silicon Valley to administer a portion of its Homeowner Housing Rehabilitation program. The program addresses building/housing code deficiencies, abatement of hazardous conditions, repair/rehabilitation of deteriorated conditions, and accessibility for persons with disabilities, all to improve the habitability, use and occupancy of owner-occupied housing. Financial assistance is provided in the form of grants. The City also administers its Neighborhood Conservation Improvement Program (i.e., Homeowner Housing Rehabilitation Program). These projects are typically larger in scope than the projects performed by Rebuilding Together Silicon Valley. Financial assistance is provided in the form of loans with flexible terms and below market rates.

The City has a Below Market Purchase Program (BMP). This program requires developers to set aside 15% of newly constructed units for housing affordable to low and moderate income homebuyers. The City is in the process of updating the BMP program so that initial buyers will be required to sell to qualified low and moderate income buyers keeping these homes affordable for at least 30 years.

Actions planned to reduce lead-based paint hazards
The City undertakes HUD-funded projects in accordance with the Lead-Based Paint Regulations published in 2000. These regulations most commonly affect residential structures rehabilitated through NCIP. When identified, lead paint will be controlled or abated and disposed of properly to eliminate or reduce the hazard of environmental or human contamination. The City has adopted a written plan to implement the regulations in its NCIP Program and other housing rehabilitation activities.

Actions planned to reduce the number of poverty-level families
**Section update in progress*

On August 22, 2017, the Santa Clara City Council approved a plan establishing the local minimum wage. As of January 1, 2020, the City of Santa Clara minimum wage is adjusted annually based on the regional Consumer Price Index (CPI). The minimum wage as of January 1, 2024, is $17.75 per hour.

On April 4, 2017, the Santa Clara City Council unanimously passed the first Worker Retention Ordinance in Silicon Valley. The ordinance, that took effect on May 4, 2017, provides much-needed job security to some of the most vulnerable workers. This law protects food and building service workers from mass layoffs when companies switch contractors. It requires that if a company with an office or venue in Santa Clara hires a new contractor or brings services in-house, the workers who currently work at that location must be kept on for a 90-day transition period.

The Santa Clara Unified School District (SCUSD) Adult Education Center has a CalWORKs Site Representative who acts as a liaison for participating CalWORKs students and Santa Clara County Social

Services Agency. Some of these responsibilities include ensuring that all participants on campus are remaining in compliance with federal regulations, developing a welfare to work plan, reporting monthly attendance to the County for each participant, and reporting progress reports on a quarterly basis for each participant CalWORKs student to the County. In addition to the Site Representative, the Adult Education Center has a Career Advisor for CalWORKs students to help them in job placement, resume development, and interviewing skills.

Actions planned to develop institutional structure

The City will continue its participation in the countywide CDBG Coordinators Committee, which increasingly has become a forum for discussion and active planning of common strategies to address the housing and community needs in Santa Clara County. The City also participates in the Community Planning Collaborative which focuses on housing policy from a development and land use perspective. Lastly, the City works closely with Cloudburst, a HUD approved TA provider.

Actions planned to enhance coordination between public and private housing and social service agencies

The City will continue its efforts to encourage consortium-building among housing developers, public service providers, and governmental and non-governmental entities. The City has achieved proven results in using federal funds to leverage private funds. The City participates in the quarterly meetings of the Supportive Housing Roundtable, which includes government agencies, housing developers, service providers, legal services and private funders.

Discussion

AP-90 Program Specific Requirements – 91.220 (l) (1,2,4)

Introduction

Community Development Block Grant Program (CDBG) Reference 24 CFR 91.220(l) (1)

Projects planned with all CDBG funds expected to be available during the year are identified in the Projects Table. The following identifies program income that is available for use that is included in projects to be carried out.

1.	The total amount of program income that will have been received before the start of the next program year and that has not yet been reprogrammed	0
2.	The amount of proceeds from section 108 loan guarantees that will be used during the year to address the priority needs and specific objectives identified in the strategic plan.	0
3.	The amount of surplus funds from urban renewal settlements.	0
4.	The amount of any grant funds returned to the line of credit for which the planned use has not been included in a prior statement or plan.	0
5.	The amount of income from float-funded activities	0
	Total Program Income	**0**

Other CDBG Requirements

1.	The amount of urgent need activities.	0
2.	The estimated percentage of CDBG funds that will be used for activities that benefit persons of low and moderate income. Overall Benefit - A consecutive period of one, two or three years may be used to determine that a minimum overall benefit of 70% of CDBG funds is used to benefit persons of low and moderate income. Specify the years covered that include this Annual Action Plan.	100.00%

HOME Investment Partnership Program (HOME) Reference 24 CFR 91.220(l) (2)
****Section update in progress***

A description of other forms of investment being used beyond those identified in Section 92.205 is as follows:

1. *The City does not use HOME funds beyond those identified in Section 92.205. A description of the guidelines that will be used for resale or recapture of HOME funds when used for homebuyer activities as required in 92.254, is as follows:*

   Homeowner Equity – for purposes of this policy, it is defined as the sum of the down-payment, principal paid, and homeowner improvements.

   HOME Equity – for purposes of this policy, it is defined as the amount of HOME investment, adjusted as follows: (1) The HOME investment amount would be reduced if, at the time of the homeowner purchase, the market price is less than the cost of construction, by the amount of that difference; and (2) Beginning after six years of residency by the original buyer, the City would reduce its share of excess proceeds by a maximum of 10% for each additional full year the original buyer resides in the home. After the completion of 15 years of residency by the original buyer, the City would have no interest in recapturing any portion of its original HOME investment.

   In the event of a sale of a HOME-assisted house during the 15-year HOME affordability period, sales proceeds would be distributed in the following order of priority:

   a. *Closing costs.*
   b. *Primary mortgage loan (City or private lender).*
   c. *Other loans superior to the HOME investment lien (if any have been approved by the City).*

   The remaining funds are considered Shared Net Proceeds under the HOME regulations and would be distributed in the following order of priority:

   d. *Homeowner Equity, or the amount of Shared Net Proceeds, whichever is less.*
   e. *Homeowner Shared Net Proceeds. This amount will be the greater of: (1) Homeowner Equity that was paid as described above; or (2) proportionately of the Shared Net Proceeds, according to the formula - Homeowner Equity, divided by the sum of Homeowner Equity plus HOME Equity.*
   f. *HOME investment. The remainder of the Shared Net Proceeds. If the remaining Shared Net Proceeds are insufficient to repay the full amount of the HOME investment, the City would forgive any of the HOME investment that could not be repaid from the remaining Shared Net Proceeds.*

2. ***A description of the guidelines for resale or recapture that ensures the affordability of units acquired with HOME funds. See 24 CFR 92.254(a)(4) are as follows:***

   The City secures its HOME funds by recording Deeds of Trust on the title of the property that received the funding. The period of affordability would be a minimum of 15 years.

3. ***Plans for using HOME funds to refinance existing debt secured by multifamily housing that is rehabilitated with HOME funds along with a description of the refinancing guidelines required that will be used under 24 CFR 92.206(b), are as follows:***

The City does not have any plans to use HOME funds to refinance existing debt on multi-family.

4. HOME funds may be allocated to affordable housing capital projects in contiguous jurisdictions.

Discussion

The following guidelines will apply to the TBRA program:

The program will serve homeless or at-risk of becoming homeless households, with preference given to families with children. The household income must be at, or below 60% AMI as published by HUD. Households must reside in or have proof of a last permanent address in the City of Santa Clara, or who are currently working or have a bonafide job offer in the City of Santa Clara, or be homeless in the City of Santa Clara, or have children attending a school in the Santa Clara Unified School District.

Participants go through the Coordinated Assessment system and be placed in the Community Queue (a separate, confidential process is available within the system for domestic violence survivors). A Vulnerability Index-Service Prioritization Decision Assistance Tool 2.0 (VI-SPDAT) will assess the vulnerability and placement of the participant in the Queue. Further, the program-specific filters (e.g., families with children) will result in referrals to the TBRA program from the Queue.

While it would be ideal for participants to locate housing within the City limits, the program will allow participants to find housing located anywhere within the County of Santa Clara.

95% After Rehab Valuation

The City of Santa Clara may use HOME funds for acquisition purposes. Per CFR 24 92.254 (a)(iii), the City has chosen to determine separate limits for existing housing than the given median purchase price issued by HUD. City staff researched the Multiple Listings Service (MLS) to determine the number of single-family and multi-family home sales. There were less than 250 sales per months; thus, per 24.92.254 (a)(iii), we were required to compile 3 months of sales figures. The following details the home sales in Santa Clara over the most recent three (3) months for single-family homes and multi-family homes at the time of publication. The numbers below are subject to change prior to submission of the AAP to HUD.

/":;

CITY OF SANTA CLARA
FISCAL YEAR 2025/2026 ALLOCATIONS - HUD FUNDS
Annual Action Plan Funding Breakdown (ver. 1)

TOTAL EXPECTED RESOURCES	FY25-26 Estimated Entitlement	Prior Year Balance	Estimated PI CDBG FY25-26 HOME FY24-25	FY25-26 Total Expected
Community Development Block Grant (CDBG)	$930,000	$0	$120,000	$1,050,000
Home Investment Partnership Program (HOME)	$335,000	$320,000	$10,000	$665,000
TOTAL AMOUNT OF EXPECTED RESOURCES AVAILABLE				**$1,715,000**

Program Administration	Estimate Prog. Income	% Admin Allowable	Staff Recomm.
CDBG Administration (from allocation)		max 20%	$186,000
CDBG Administration (from est. FY25/26 PI)	$120,000	max 20%	$24,000
CDBG Funds Available for Program Administration (20%)			**$210,000**
HOME Administration (from allocation)		max 10%	$33,500
HOME Administration - 10% of 2024/2025 estimated PI of...	$100,000	max 10%	$10,000
HOME Funds Available for Program Administration (10%)			**$43,500**

CDBG Funds Available for Public Services (i.e., Public Service CAP)			Est. Funds Available
FY25/26 CDBG Entitlement Funds		max 15%	$139,500
FY24/25 Prior Year Program Income	$270,055	max 15%	$40,508
CDBG Funds Available for Public Services (Publice Service CAP)		**max 15%**	**$180,008**

	#	Agencies Funded	562 CDBG Funds	562 HOME Funds
Public Service Activities	1	Bill Wilson - Counseling & Family Therapy	$ 30,000	
	2	Heart of the Valley - Support & Transportation Services	$ 30,000	
	3	Hope Services - Educational Services	$ 30,000	
	4	Loaves & Fishes - Meals on Wheels	$ 30,000	
	5	Senior Adult Legal Assistance (SALA) - Legal Assistance	$ 30,000	
	6	Silicon Valley Independent Living Center - Housing Assistance for person with disabilities	$ 30,000	
Captial Improv. Proj.	7	NCIP Activity Delivery Costs	$ 60,000	
	8	NCIP Loans and Grants	$ 400,000	
	9	Minor Repair Program	$ 200,000	
Aff. Hsg. Act.	10	TBRA Administration		$ 571,250
	11	Community Housing Development Org. (CHDO) Set-aside		$ 50,250
ADMIN.	12	CDBG Administration	$ 210,000	
	13	HOME Administration - Fair Housing Services		$ 22,197
	14	HOME Administration - City Administration		$ 21,303

#	Budget Summary	TOTAL FUNDING	CDBG funds	HOME funds
A	Public Service Activities	$180,000	$ 180,000	$ -
B	Capital Improvement Projects	**$660,000**	$ 660,000	$ -
C	Affordable Housing Activities	**$621,500**	$ -	$ 621,500
D	Program Administration	**$253,500**	$ 210,000	$ 43,500
	FY 25-26 TOTAL ALLOCATION	**$1,715,000**	**$ 1,050,000**	**$ 665,000**

25-140 Agenda Date: 4/8/2025

REPORT TO CITY COUNCIL

SUBJECT

Action to (1) Approve an Expanded Scope of Work for the International Swim Center (ISC) Project, Including the Rehabilitation of the Pool and Dive Tower Facilities at the Current Location (“Project”), (2) Adopt a Resolution Declaring an Urgency in Accordance with City Charter Section 1310, Contracts on Public Works, to Allow for the Award of a Contract for the Project without Readvertising for Bids, and (3) Award the Contract for the Project to Adams Pool Solutions (4) Delegate Authority to the City Manager to Execute Agreements to Implement the Project, and (5) Approve Related Budget Amendments

COUNCIL PILLAR

Enhance Community Sports, Recreation & Arts Assets
Enhance Community Engagement and Transparency

BACKGROUND

The George F. Haines International Swim Center (ISC) was designed in 1965, constructed in 1966, and opened to the public on July 1, 1967. The ISC is located at 2625 Patricia Drive within Central Park and features three pools (a 50-meter x 25-yard racing pool, a deep diving well, and a training pool), decks, mechanical circulation, filtration and heating systems, 3,000-seat viewing stands, roof, diving tower, changing/shower facilities, staff offices, training rooms, and several support spaces. As the facility has aged, a number of actions have been considered to study, improve, expand, and/or replace the ISC (Attachment 1).

In 2017, the City conducted a Facilities Condition Assessment (Kitchell) of all Parks & Recreation Department facilities, including the ISC. This visual assessment determined that the majority of the ISC was in poor to critical condition, with many components being deemed beyond their useful life. The report recommended engaging a construction professional to further investigate noted concerns, including water damage and plumbing issues (<https://www.santaclaraca.gov/our-city/departments-g-z/parks-recreation/park-projects>).

On August 10, 2023, the City entered into an agreement with LPA, Inc. (Attachment 2) to conduct an initial assessment of the facility. The intent of the assessment was to identify systemic deficiencies, determine remaining operational life, assess risks and compliance with building codes, and provide an itemized cost estimate for rehabilitating the facility at its current location versus relocating it within Central Park or another location elsewhere in the City. This evaluation included architectural, structural, mechanical, Building Code, Americans with Disabilities Act (ADA) compliance, forensic engineering, and investigative expertise. The agreement with LPA, Inc. has since had two Council-approved amendments.

Due to health and safety concerns identified in the assessment produced by LPA, Inc., the ISC was

closed indefinitely in January 2024 (Attachment 4). Areas of concern included the administrative building, diving tower and viewing windows, pools (e.g., drain, steps, ladders, stairs, deck, etc.), viewing stands, and perimeter fencing and gates.

During the ISC closure, the City's Parks and Recreation Department has remained committed to providing lap swim to the community through programming at alternate locations. Additionally, Santa Clara Swim Club and Santa Clara Artistic Swimming were granted use of alternate pools for their program needs at no charge. Unfortunately, the City does not have an alternate deep pool and diving structure suitable for the Santa Clara Dive Club.

On June 25, 2024 (Report to Council 24-120), City Council approved one-time funding for up to $1.86 million to remediate deficiencies and provide use of the training and racing pools with a limited capacity of up to 200 persons. Repairs to the diving tower, diving well, administrative building, and locker rooms were not included in this allocation. This project scope, combined with the capacity restriction, would reduce the overall program delivery at the facility.

DISCUSSION

Facility Remediation Efforts

On July 31, 2024, the City issued a Request for Bids seeking qualified contractors to provide replastering services. On October 22, 2024, the City Council awarded a contract to Adams Pool Solutions (Attachment 5) to provide the following services:

- Perform minor repairs to the main drain
- Replace missing/broken tiles (added to scope of work in January 2025)
- Reset ladders into the pool deck
- Reset interior pool steps to be ADA compliant
- Replaster the racing and training pools

Additionally, the City issued a Request for Bids to address repairs and replacement of the facility's gate, fencing, and windscreens to comply with Santa Clara County Department of Environmental Health standards governing public aquatic facilities. In December 2024, the City executed an agreement with Tucker Construction for the fencing component of this project.

Improvement Permits and Project Planning

The County of Santa Clara Department of Environmental Health issued the required improvement permit on December 19, 2024. The racing and training pools were drained on January 6, 2025, and construction began on January 13, 2025, with work scheduled through March 2025. However, the timeline did not include time to refill the pools with water, conduct chemical balancing, bring the water to a usable temperature, or secure final permits from the County or City Building Official.

Discovery of Structural Issues

During the week of January 27, 2025 (Week 3 of the project), Adams Pool Solutions convened an emergency onsite meeting to disclose unforeseen damage to the pool's gutter and apron infrastructure. Staff invited City Councilmembers (with Councilmembers Chahal and Park attending) and aquatic user groups to attend a meeting held on January 29, 2025. During the meeting, the contractor explained the newly discovered issues, along with potential options, estimated costs, and

anticipated impacts to the project timeline.

In early February, the project was paused due to rain, allowing staff to further evaluate structural concerns and consider expanding the project scope to include pool boiler/heater and plumbing issues. These discussions led to a memo distributed to the City Council on February 13, 2025 (Attachment 6) and individual Councilmember participated in site visits with staff (Councilmembers Hardy and Cox).

As described in Attachment 6 and summarized below, two options were identified to move forward with the ISC project. The current project scope is referred to as Option A, while the expanded project scope is referred to as Option B:

> Option A - Continue with the replastering of the training and racing pools, including the added remedy work to the gutter and apron. In this scenario, barring the discovery of further critical damage, the facility would reopen in late Spring 2025 with a maximum capacity of 200 people to train or swim recreationally. This scenario has $1.86 million in the budget and does not provide any remediation to the diving well and tower, infrastructure, pool deck, plumbing, boiler systems, administration building, or locker rooms. This scenario is a short-term fix (3-5 years), which will need to be worked around where possible when a long-term solution is funded and implemented.
>
> Option B - In Phase 1, expand the scope of work to replace the pool decking, recirculation, plumbing, boilers, and perimeter gutter systems for all pools, including the dive well. Option B would also include either the replacement or refurbishment of the dive tower. This option would reconfigure the racing pool depth, lighting, temperature and equipment to adhere to County of Santa Clara requirements, create operational efficiencies and redundancies, while meeting current the competition standards across multiple disciplines. These improvements are expected to extend the life of the facility a minimum of 25-30 years. In an effort to streamline this project and save time, staff is exploring the concept of delivering the project in an unconventional manner that includes accelerated design, and minimal City design reviews. This would help minimize the pool shutdown time but in doing so the City will assume more risk related to unforeseen issues and change orders than a project that goes through the conventional design process. It is too early to lay out exact schedules, but staff is working with the consultant, LPA, Inc, and based on preliminary discussions are looking at the potential of completing the project in less than 2 years.
>
> Additional construction costs for Option B Phase 1 were roughly estimated at $4 million to $5 million over the current budget. After the original estimate shared with City Council, the aquatics user groups requested that the racing pool depth be increased to meet international racing standards of 3 meters. This was twice the additional depth that could be achieved through simply updating the gutters to rim flow, which would have added 12-14 inches. The current depth of the pool (with existing gutter system) is 6 ½ feet. Additionally, the estimate for replacing the dive tower was modified by LPA as early work began on schematic design to approximately $2 million to replace the tower in kind.
>
> Although the originally shared estimate was $4 to $5 million, after discussions with the aquatics user groups and LPA, as well as adding 25% contingency to allow for additional unforeseen circumstances, a recommendation to increase the contract authority to a not-to-

exceed amount of $10 million is recommended for Phase 1 of the project. This will allow staff to efficiently navigate the project in a timely manner and provide adequate contingency funds to address unknowns with the project costing and scope (such as the replacement or refurbishment of the dive tower). Staff will continue providing updates to the aquatics user groups and City Council as the project progresses.

At an additional expense, Option B Phase 2 of the ISC Project can run concurrently and will include demolition, design, and construction of new administration, restrooms/locker rooms, and equipment storage facility. If Option B is chosen, a cost estimate will need to be developed for this phase of the work.

Subject to obtaining further Council approval, all of the above-described work could ultimately be funded using proceeds from the Measure I voter-approved infrastructure bond.

If Council proceeds with Option A, the replastering project would be one of multiple phases taking years to complete, while causing multiple/extended service disruptions for the City and aquatic user group programming. If Option B is selected, this project can be completed in two phases, with full access to the water for all user groups, including the City, as outlined above.

Summary of Costs to Date
On June 25, 2024, City Council approved $1.86 million in one-time funding for the Planning and Construction of Temporary and/or Permanent ISC Replacement Facility project in the Parks & Recreation Capital Fund. The expenses outlined below would have been incurred to deliver Option A, and can be applied to the overall strategy to achieve Option B. To date, the following expenses have been incurred:

Vendor / Supplier	Total Expense	Encumbered Amount
Adams Pool Solutions	$186,590	$233,482
Knorr Systems (pool sweep/robot)	$8,246	$8,246
Tucker Construction	$69,721	$128,019
Lincoln Aquatics (ADA Lift)		$8,886
LPA, Inc.		$400,000
TOTAL	$264,557	$778,633

Aquatic User Groups: Communications and Impacts
Staff met with the Aquatic User Groups on three occasions (December 17, 2024, January 31, 2025, and February 26, 2025) to discuss the status of the Measure I Bond, Community Oversight Committee and Community Aquatics Facility Steering Committee, temporary re-opening of the ISC, interim facility needs, and various updates throughout the replastering project. During the February 26th meeting, staff discussed Option A and Option B, as outlined above, with all the Aquatic User Groups.

The Aquatic User Groups expressed unified support for Option B. Given the extreme adverse impacts the delays in re-opening the facility is having on the viability of their programs, and the kids in those programs, they also expressed support for the using the existing architect and contractor

working on the facility in order to efficiently expedite the process.

Since January 2024, there have been several material adverse impacts on local non-profit aquatics user groups, including:

- Lack of consistent space has caused on-going disruptions to programming schedules
- Alternate locations do not match what is offered at the ISC (e.g., bodies of water/depth, platform volume and heights, ability to offer daily programming, exhibitions, meets, shows, camps, swim lessons, etc.)
- Increased travel time to and from alternate sites causes challenges for families (e.g., homework, dinner, other commitments, etc.)
- Inability to safely store equipment at rental locations
- Staff offices are not available at alternate sites
- Movement of equipment from site to site causes increased wear and tear and reduced replacement schedule
- Financial strain on organizations due to increased pool rental costs
- Increase in membership dues
- Sense of team, camaraderie and corresponding pride impacted due to separate schedules and/or locations
- There is a unique legacy of each club providing athletes to collegiate programs, world class athletes to National, International and Olympic Teams as well as professional shows. This notoriety ties back to the City of Santa Clara and the International Swim Center
- Some alternate locations do not have the same security features the clubs are accustomed to at the ISC (e.g., staff monitor at door, gated facility locked, etc.)
- Uncertainty on the long-term viability of the aquatics user groups based overextended operation restrictions

In addition to the impacts experienced by local non-profit aquatics user groups, the City has experienced a dramatic impact in its ability to deliver core health and wellness recreation aquatic programs, such as lap swimming and drop-in swimming for our residents. In 2022, the last year of uninterrupted ISC operation, the City served over 20,000 participants for these services. Since the 2024 closure, the City has served less than 1,000 participants for the same services. Due to the impacts outlined above, Option B is receiving clear and collective support from the aquatics user groups and City staff.

Declaration of Urgency: Waiver of Formal Public Works Bidding

The Santa Clara City Charter Section 1310 generally requires that public works contracts involving an expenditure of more than $1,000 be awarded to the lowest responsive and responsible bidder. The City Charter also authorizes the City Council to award a public works contract without advertising for bids if the City Council deems the work to be of urgent necessity for the preservation of life, health or property. The determination of urgency requires at least four (4) affirmative votes and a declaration of facts constituting such urgency.

As outlined above, there are several programmatic, financial, and social impacts on the City and local non-profit Aquatics User Groups resulting from the ISC’s closure that weigh in favor of waiving formal public works bidding procedures. First, based on communications with the aquatic user groups, a significant delay to conduct public bidding will cause substantial adverse impacts on the individual

parents and youth participants in the Aquatics User Group activities, and will also threaten the financial viability of those user groups. In addition, based on information from the City's Parks & Recreation Department, any and all delays in general community access to ISC programs has had, and will continue to have, material adverse impacts on public health and well-being as youth, adults and seniors alike within Santa Clara and the region will continue to be denied full access to aquatics programs and health benefits at that facility.

If the City Council approves adoption of an urgency declaration, staff recommends awarding the contract for expanded scope to Adams Pool Solutions. The original contract with Adams Pool Solutions was procured through a competitive bidding process for non-public works projects pursuant to Santa Clara City Code Section 2.105.140(d). In addition, over the past 19 months, the City has procured the services of Adams Pool Solutions through three separate competitive bid processes for work at Mary Gomez Swim Center (August 2023), the Senior Center Natatorium (December 2024), and the ISC (August 2024).

Unlike the original scope (Option A), the expanded scope presented to Council as Option B is considered a public works project under City Charter Section 1310. Given the expanded project scope and the urgent need to reopen the ISC for City programs and local non-profit aquatics user groups, staff is recommending City Council consider proceeding with Adams Pool Solutions under the urgency exception for public works bidding. This would enable the continuation of work by Adams Pool Solutions already engaged for the original scope.

Additionally, on March 11, 2025, the City Council approved Amendment No. 2 to the agreement with LPA, Inc., allowing staff to utilize the existing architectural firm selected through a competitive procurement process (Agreement in negotiation and not yet finalized for attachment).

Next Steps

LPA, Inc. is working on the schematic design and construction cost estimate phase. Once schematic design is complete, LPA estimates the engineering design work could take approximately 2 - 4 months if everything goes smoothly. At that time, the documents will (based on the stated goals) simultaneously go through City and County aquatic facility plan review and permit processes to ensure all facilities meet minimum health and safety standards while ensuring the functionality, flow, and ease of use for consumers and operators alike. These timelines are dependent upon receiving a County permit in a timely manner. The Consultant and County will coordinate site inspections as part of the plan check process to verify compliance with the engineering plans.

As noted above, the Council may proceed by adopting an urgency declaration and award a contract to the current contractor (Adams Pool Solutions). If an urgency declaration is adopted, the standard Request for Bids process would not be necessary. Without invoking a public works bid exemption as detailed above, staff will be required to follow the standard public works bidding process which will add several months to the overall project timeline.

The average timeline to complete a basic public works project is approximately 34 months. This includes scope development, consultant procurement, bid, and construction. Through discussions with LPA it is estimated there may be an opportunity to shorten this timeline approximately 12 months through utilizing existing design and construction firms, accelerating the design process and minimizing plan reviews. There are many variables to this schedule which include the age of the infrastructure, unforeseen conditions, outside agency coordination, weather, and the current

economic supply-chain landscape. Because of these factors, the City, consultant, contractor and aquatics user groups need to be prepared for changes, and stay in constant communication around the overall project timeline.

Staff would return to Council in late-summer 2025 with an additional recommendation related to the bleacher canopy as well as the administration building which may include multiple amenities, such as restrooms, shower facilities, locker room, storage, office space and/or a community meeting room (Phase 2).

Bond Measure / Replacement
In November 2024, Santa Clara voters approved Measure I that authorized the issuance of up to $400 million of General Obligation bonds to support the City's infrastructure. Of the $400 million in General Obligation bonds, an estimated $115 million is earmarked for Parks, Libraries, Senior Center and Aquatics Facilities, with $45 million specifically designated for Community Aquatic Facility/ISC Renovation/Replacement.

The staff recommendation creates an opportunity to utilize the $45 million in aquatics-related general obligation bond funds to:

- Restore the three swimming pools with new plumbing, mechanical and gutter systems in the existing ISC footprint, including addressing the dive tower, repairing the grandstands and canopy, and new administration building at the ISC
- Rehabilitate Warburton Swim Center with additional community amenities
- Conduct repairs at Mary Gomez Swim Center
- Enhance the Senior Center Natatorium

A Community Aquatics Facility Steering Committee will be convened to provide input relative to the bond funds available to meet the aquatics needs of the community. The Committee may provide input on matters such as:

- Current and future community aquatic program needs and partnerships
- Conceptual and facility design needs and locations
- Business model reducing the net operational cost of aquatic facilities, while planning for long-term infrastructure maintenance and replacement

Although the decision to use bond funds for the expanded scope of work for the ISC Project is not before the Council with this item, this is an item staff would intend to bring back to the Council later this year for Council consideration and action.

ENVIRONMENTAL REVIEW
The action being considered is exempt for the California Environmental Quality Act ("CEQA") pursuant to CEQA Guidelines section 15301 "Existing Facilities" as the activity consists of the operation, repair, maintenance, permitting, leasing, licensing, or minor alteration of existing public or private structures, facilities mechanical equipment or topographical features involving negligible or no expansion of use beyond that existing at the time of the lead agencies determination.

FISCAL IMPACT
Option A costs are estimated at $1.86 million and cover short-term improvements; the budget includes funding for these costs. Option B - Phase 1 costs are estimated to total up to $10 million and

cover long-term improvements. Option B - Phase 2 costs are yet to be determined; these costs will be brought forward at a later date.

The Planning and Construction of Temporary and/or Permanent ISC Replacement Facility project has a total budget of $1.86 million in the Parks & Recreation Capital Fund. Of this amount, $1.36 million is allocated for FY 2024/25, and $0.5 million is allocated for FY 2025/26. Staff is recommending additional funding of $8.14 million to bring the budget to $10 million to cover the Option B - Phase 1 costs. General Obligation Bond funds will ultimately be used to cover this additional cost. On an interim basis, staff is recommending the use of the General Fund Land Sale Reserve to bridge the funding gap. The Land Sale Reserve funds would be reimbursed once the General Obligation bonds are issued, expected in FY 2025/26. General Obligation bond funding would also be used to fund Option B - Phase 2.

The table below describes the recommended budget amendments to bring the project budget to $10 million. This includes the temporary use of the General Fund Land Sale Reserve of $8.14 million. In addition, $500,000 set aside for the project in FY 2025/26 is recommended to be shifted to FY 2024/25. The funding is currently set aside in the General Fund Reserve for Programmed Capital Projects. Any funds not expended or encumbered in FY 2024/25 will be carried over to FY 2025/26.

Budget Amendment
FY 2024/25

	Current	Increase/ (Decrease)	Revised
Parks and Recreation Capital Fund			
Expenditures			
Planning and Construction of Temporary a	$1,362,069	$8,637,931	$10,000,000
Revenues			
Transfer from the General Fund - Land Sal	$0	$8,137,931	$8,137,931
Transfer from the General Fund - Reserve	$0	$500,000	$500,000
General Fund			
Transfer to the Parks and Recreation Capi	$0	$8,137,931	$8,137,931
Land Sale Reserve	$18,481,000	($8,137,931)	$10,343,069
Transfer to the Parks and Recreation Capi	$0	$500,000	$500,000
Reserve for Programmed Capital Projects	$6,107,871	($500,000)	$5,607,871

Staff intends to return to Council in the future for additional fund appropriation, for Phase 2 (e.g., bleacher repair, bleacher canopy and administration building).

COORDINATION
This report has been coordinated with the Finance Department, City Attorney’s Office and City Manager’s Office.

PUBLIC CONTACT

Public contact was made by posting the Council agenda on the City's official-notice bulletin board outside City Hall Council Chambers. A complete agenda packet is available on the City's website and in the City Clerk's Office at least 72 hours prior to a Regular Meeting and 24 hours prior to a Special Meeting. A hard copy of any agenda report may be requested by contacting the City Clerk's Office at (408) 615-2220, email clerk@santaclaraca.gov or at the public information desk at any City of Santa Clara public library.

RECOMMENDATION

1. Determine that the proposed action is exempt from CEQA pursuant to Section 15301 (Existing Facilities) of Title 14 of California Code of Regulations;
2. Approve an Expanded Scope of Work (Option B - Phase 1) with the International Swim Center (ISC) Project, Including the Rehabilitation of the Facility at the Current Location;
3. Adopt a resolution declaring an urgency in accordance with City Charter Section 1310 (Attachment 7) to allow for the award of the Contract for the Expanded Scope without a readvertisement for bids;
4. Award the Public Works Contract for the expanded scope to Adams Pool Solutions on the terms presented and authorize the City Manager to negotiate and execute all necessary documents associated with and necessary for the award, completion, and acceptance of this Project, in final forms approved by the City Attorney, with a not-to-exceed amount of $10 million, subject to appropriation of funds, and in forms approved by the City Attorney, to accomplish the expanded scope of work for the three swimming pools and their associated operational needs, and Authorize the City Manager to execute all change orders for the Project.
5. Approve the following FY 2024/25 budget amendments:
   a. In the Parks and Recreation Capital Fund, recognize transfers of $8,137,931 from the General Fund Land Sale Reserve and $500,000 from the General Fund Reserve for Programmed Capital Projects and increase the Planning and Construction of Temporary and/or Permanent ISC Replacement Facility project by $8,637,931; and,

   b. In the General Fund, establish transfers to the Parks and Recreation Capital Fund of $8,137,931 from the Land Sale Reserve and $500,000 from the Reserve for Programmed Capital Projects and decrease the Land Sale Reserve by $8,137,931 and the Reserve for Programmed Capital Projects by $500,000.

Prepared by: Carolyn McDowell, Senior Management Analyst
Approved by: Damon Sparacino, Parks & Recreation Department Director
Approved by: Jōvan Grogan, City Manager

ATTACHMENTS

1. ISC Timeline
2. LPA, Inc. Agreement
3. Amendment No. 1 to LPA, Inc. Agreement
4. LPA Visual Observations Assessment Report
5. Adams Pool Solution Agreement
6. ISC Project Update Memo to City Council
7. Declaration of Urgency Resolution

George F. Haines International Swim Center (ISC) – Timeline

1965

- ISC architectural designed by L.F. Richards, landscape by Royston, Hanamoto, Mayes & Beck.

1966

- ISC constructed by general contractors R. L. Carroll (building) and Max D. Schenk (pools & site work) at a cost of $725,000.

1967

- July 1, 1967, ISC opened; July 2-7, 1967, first international trials competition.
- September 10, 1967, ISC official dedication held.

1999

- FY1999/2000, Council appropriation of Capital Improvement Program (CIP) funds in the amount of $100,000 for the Master Plan for International Swim Center Expansion Project to construct one additional 50-meter competitive swimming pool to accommodate additional community swimming, synchronized swimming, diving practice and competition.
- FY 2000/2001, Council appropriation of additional CIP funds in the amount of $1,700,000 to complete Swim Center Master Plan and develop construction drawings.
- July 1, 1999 to January 15, 2002, Cannon Design (architects) completed Master Plan for ISC Expansion Project.

2001-2002

- FY2001/2002, Council appropriation of $5,500,000 to complete construction, raising total project funding to $7,300,000. Design included using a portion of Fatjo Field to the north of the existing ISC.
- January 15, 2002, Parks & Recreation Commission (PRC) recommends limit of expansion to the existing ISC acreage.

2002-2005

- FY2002/2003, Council suspended ISC Expansion Project due to economic downturn and shortage of Capital Project Reserve (CPR) funds.
- FY2004/2005, ISC Expansion Project funding reduced by $4,635,000 and funds returned to CPR for other CIP projects.
- February 22, 2005, Council directed CM to transfer remaining funds to the Senior Center Expansion Project.

2007

- June 5, 2007, Council approved FY2007/2008 Annual Budget including allocation of $450,000 for Plans and Design guidelines for International Swim Center Expansion Project.

- December 7, 2007, Council approved recommendation from the Parks & Recreation Commission to approve the proposed ISC Master Plan, proceed with detailed Cost estimate for ISC Pools Replacement Project.

2008

- May 13, 2008, Council reviewed cost estimate: New Pools $33.5M, Swim Building $18.5M, Combined Pools & Building $49.7M, Training Center Building $6.2M (Total: $55.9M).
- June 10, 2008, Council adopted FY2008/09 CIP including additional funding of $950,000 for ISC Pool Replacement Project which included two 50-meter lap pools, diving well with platforms, recreational pool, mechanical & restroom facilities, and remodel of existing building and grandstands.
- August 19, 2008, Parks & Recreation Commission reviewed proposal by International Swim Hall of Fame (ISHOF) Executive Director to bring ISHOF to Santa Clara.
- September 16, 2008, Parks & Recreation Commission recommended Council suspend approved ISC Pool Replacement Project in favor of a clean slate vision of a world class facility inclusive of ISHOF.
- September 30, 2008, Council referred the PRC recommendation to the City Manager.

2009-2012

- Referral placed on “hold” due to fiscal constraints of Great Recession, with no further funds allocated or actions taken.

2013

- January 2013, Parks & Recreation Commission reviewed schematic design by ELS Architecture and Urban Design and an advocacy group Silicon Valley Aquatics Initiative (SVAI) proposing 100% private funded design and construction.
- February 2013, Parks & Recreation Commission recommended that Council refer the idea to Council Goal Setting Process in March 2013.
- February 26, 2013, (Item 7.A.) Council
- September 2013, Council adopted a two-year goal to "Enhance Community Sports and Recreational Assets" including a specific objective to complete a feasibility study of the ISC.

2014

- July 3, 2014, Aquatic Program & Financial Feasibility Analysis prepared by The Sports Management Group (TSMG) feasibility study, public opinion research and conceptual design.
- June 2014. Council set an objective to develop the schematic design, gather community input and complete engineering documents, as well as include the International Swimming Hall of Fame (ISHOF) and the Community Recreation Center (CRC) into a new proposed facility.

- November 2014. ELS Architecture & Urban Design (ELS) was awarded a contract for architectural design, engineering, community outreach, and facility program planning and operational financial analysis.
- December 2014, David J. Powers & Associates, Inc. was selected to work with ELS to prepare the environmental Initial Study, and in July 2015 additional environmental work, including Phase I Environmental Site Assessment, traffic and parking studies.

2015

- Spring 2015, community workshops were hosted at the Community Recreation Center. Sandis, Inc. completed site survey work, Murray Engineering, Inc. completed geotechnical work.
- August 2015, based on additional information and input, ELS was tasked with adjustments to improve the schematic design and its placement in the Central Park.

2016

- February 23, 2016, (HIST-50498) Council Review of the Proposed Final Schematic Design of the International Swim Center, Community Recreation Center, and International Swimming Hall of Fame Project.
- September 20, 2016, (HIST-53942) Council Adoption of a Resolution adopting the Mitigated Negative Declaration (MND) and Mitigation Monitoring or Reporting Program (MMRP); approving the filing of a Notice of Determination; approving architectural design with conditions allowing development of a new International Swim Center & Community Recreation Center inclusive of the International Swimming Hall of Fame and associated parking in Central Park at 909 Kiely Boulevard; and provide the City Manager with additional direction on parking and project phasing as needed (CEQ2015-01189 (IS/MND)/PLN2015-10939 (Architectural Review).
- October 25, 2016, (HIST-55338) Council presentation by the Plenary Group regarding Public Private Partnership (P3) approach for financing the International Swim Center and Community Recreation Center Project.

2017

- April 4, 2017, (HIST-58831) Council approved an agreement with Project Finance Advisory, Limited (PFAL) in an amount not-to-exceed $649,735 to provide financial advisory, capital campaign, public opinion research, and project management services for Capital Improvement Project 3172 International Swim Center, Community Recreation Center, International Swimming Hall of Fame, and Parking, and approved an appropriation of $500,000 for the Project.
- April 4, 2017, (HIST-58836) Council approved agreement with Kitchell/CEM to provide Facility Condition Assessment and Capital Planning Services for Parks & Recreation Department facilities.
- July 18, 2017, (HIST-60356) Council Study Session with PFAL regarding the International Swim Center, Community Recreation Center and ISHOF Project. Case Studies of Comparable Facilities.

- October 2017, Gates & Associates contracted to complete a Central Park Master Plan to create a coherent vision of future Central Park improvements, provide a set of guiding principles, community supported priorities, and design criteria.

2018

- February 20, 2018, (HIST-64059) Council Study Session with PFAL regarding Central Park Community Recreation and Aquatic Center regarding project affordability issues and public opinion research findings and direction on a right "sized project."
- April 24, 2018. Council Study Session. Infrastructure needs for the City (excluding SVP); (18-091) Council notes and files the Parks and Recreation Facilities Condition Assessment.
    - The Parks & Recreation Facility Condition Assessment (FCA) report (Kitchell, 2018) identified parks and recreation assets that are in need of replacement and/or renewal to meet current building and accessibility codes and the U.S. Consumer Product Safety Commission guidelines as well as address failing infrastructure.
- May 29, 2018, (18-287) Item 3.D. Review of Infrastructure Improvement Needs and Funding Levels for Potential November 2018 Ballot Measure
- August 28, 2018, (18-033) Council Study Session reviewed Central Park Mater Plan Guiding Principles; and, (18-1184) Item 2.N. Council approved Central Park Guiding Principles.
- August 28, 2018, (18-1184) Council approved Central Park Master Plan Guiding Principles (Gates & Associates)

2019

- October 15, 2019, (19-1202) Parks & Recreation Commission initiates review and public comment period on the Central Park Master Plan Administrative Draft. On-line survey 1 had over 600 participants and final survey posted on "Open City Hall" from October 24, 2019, through November 12, 2019 which had 394 visitors (240 responses) with 12.0 hours of public comment.
- November 19, 2019 (19-1353) Parks & Recreation Commission recommended Council approval of the Central Park Master Plan and Draft Ordinance in accordance with City Charter 714.1. The Plan identifies 14 projects to be completed over a 20-year period in three phases. The Projects in years 1-5 include Arbor Center Area, Park Entry at Kiely/Kaiser, and Aquatic Center Master Plan & Design, followed in years 6-10 with Aquatic Center Master Plan (Phase 1) 50-Meter Multi-Use Pool Construction.

2020-2022

- COVID 19 Pandemic and health emergency response.
- Various ISC closures due to failing infrastructure and repairs.

2023

- RTC 23-577 Action on Agreement with LPA, Inc. for Forensic Engineering Analysis for the ISC.

EBIX Insurance No. S200003297

AGREEMENT FOR DESIGN PROFESSIONAL SERVICES BETWEEN THE CITY OF SANTA CLARA, CALIFORNIA, AND LPA, INC. FOR THE INTERNATIONAL SWIM CENTER FACILITY ASSESSMENT

PREAMBLE

This Agreement is entered into as of the City's execution date (Effective Date) between the City of Santa Clara, California, a chartered California municipal corporation (City) and LPA, Inc., a California corporation (Contractor or Consultant). City and Contractor may be referred to individually as a "Party" or collectively as the "Parties" or the "Parties to this Agreement."

RECITALS

A. City desires to secure the design professional services more fully described in this Agreement, at Exhibit A, entitled "Scope of Services";

B. "Design professional" includes licensed architects, licensed landscape architects, registered professional engineers and licensed professional land surveyors;

C. Contractor represents that it, and its subcontractors, if any, have the professional qualifications, expertise, necessary licenses and desire to provide certain goods and/or required services of the quality and type which meet objectives and requirements of City; and,

D. The Parties have specified herein the terms and conditions under which such services will be provided and paid for.

The Parties agree as follows:

AGREEMENT TERMS AND CONDITIONS

1. AGREEMENT DOCUMENTS

The documents forming the entire Agreement between City and Contractor shall consist of these Terms and Conditions and the following Exhibits, which are hereby incorporated into this Agreement by this reference:

Exhibit A – Scope of Services

Exhibit B – Schedule of Fees

Exhibit C – Insurance Requirements

Exhibit D – Labor Compliance Addendum

This Agreement, including the Exhibits set forth above, contains all the agreements, representations and understandings of the Parties, and supersedes and replaces any previous agreements, representations and understandings, whether oral or written. In the event of any inconsistency between the provisions of any of the Exhibits and the Terms and Conditions, the Terms and Conditions shall govern and control.

2. TERM OF AGREEMENT

Unless otherwise set forth in this Agreement or unless this paragraph is subsequently modified by a written amendment to this Agreement, the term of this Agreement shall begin on the Effective Date and terminate on June 30, 2026.

3. SCOPE OF SERVICES & PERFORMANCE SCHEDULE

Contractor shall perform those Services specified in Exhibit A within the time stated in Exhibit A. Time is of the essence.

A. All reports, costs estimates, plans and other documentation which may be submitted or furnished by Contractor shall be approved and signed by an appropriate qualified licensed professional in the State of California.

B. The title sheet for specifications and reports, and each sheet of plans, shall bear the professional seal, certificate number, registration classification, expiration date of certificate and signature of the design professional responsible for their preparation.

4. WARRANTY

Contractor expressly warrants that Services covered by this Agreement shall be performed in accordance with the Standard of Care set out in Section 6 covered by this Agreement shall be fit for the purpose intended, and shall conform to the specifications, requirements, and instructions which this Agreement is based. Contractor agrees to promptly correct any incomplete, inaccurate or defective Services at no further cost to City when defects are due to the negligence, errors or omissions of Contractor. If following reasonable notice and opportunity to cure, Contractor fails to promptly correct or replace materials or services, City may make corrections or replace materials or services and charge Contractor for the cost incurred by City.

5. QUALIFICATIONS OF CONTRACTOR - STANDARD OF CARE

Contractor represents and maintains that it has the expertise in the professional calling necessary to perform the Services, and its duties and obligations, expressed and implied, contained herein, and City expressly relies upon Contractor's representations regarding its skills and knowledge. Contractor shall perform such Services and duties in conformance to and consistent with the professional standards of a specialist in the same discipline in the State of California.

6. COMPENSATION AND PAYMENT

In consideration for Contractor's complete performance of Services, City shall pay Contractor for all materials provided and Services rendered by Contractor in accordance with Exhibit B, entitled "SCHEDULE OF FEES." The maximum compensation of this Agreement is set forth in Section 1 of Exhibit B, subject to budget appropriations, which includes all payments that may be authorized for Services and for expenses, supplies, materials and equipment required to perform the Services. All work performed or materials provided in excess of the maximum compensation shall be at Contractor's expense. Contractor shall not be entitled to any payment above the maximum compensation under any circumstance.

7. TERMINATION

A. Termination for Convenience. City shall have the right to terminate this Agreement, without cause or penalty, by giving not less than Thirty (30) days' prior written notice to Contractor.

B. Termination for Default. If Contractor fails to perform any of its material obligations under this Agreement, in addition to all other remedies provided by law, City may terminate this Agreement immediately upon written notice to Contractor.

C. Upon termination, each Party shall assist the other in arranging an orderly transfer and close-out of services. As soon as possible following the notice of termination, but no later than ten (10) days after the notice of termination, Contractor will deliver to City all City information or material that Contractor has in its possession.

8. ASSIGNMENT AND SUBCONTRACTING

City and Contractor bind themselves, their successors and assigns to all covenants of this Agreement. This Agreement shall not be assigned or transferred without the prior written approval of City. Contractor shall not hire subcontractors without express written permission from City.

Contractor shall be as fully responsible to City for the acts and omissions of its subcontractors, and of persons either directly or indirectly employed by them, as Contractor is for the acts and omissions of persons directly employed by it.

9. NO THIRD PARTY BENEFICIARY

This Agreement shall not be construed to be an agreement for the benefit of any third party or parties and no third party or parties shall have any claim or right of action under this Agreement for any cause whatsoever.

10. INDEPENDENT CONTRACTOR

Contractor and all person(s) employed by or contracted with Contractor to furnish labor and/or materials under this Agreement are independent contractors and do not act as agent(s) or employee(s) of City. Contractor has full rights to manage its employees in their performance of Services under this Agreement.

11. CONFIDENTIALITY OF MATERIAL

All ideas, memoranda, specifications, plans, manufacturing procedures, data, drawings, descriptions, documents, discussions or other information developed or received by or for Contractor and all other written information submitted to Contractor in connection with the performance of this Agreement shall be held confidential by Contractor and shall not, without the prior written consent of City, be used for any purposes other than the performance of the Services nor be disclosed to an entity not connected with performance of the Services. Nothing furnished to Contractor which is otherwise known to Contractor or becomes generally known to the related industry shall be deemed confidential.

12. OWNERSHIP OF MATERIAL

All material, which shall include, but not be limited to, data, sketches, tracings, drawings, plans, diagrams, quantities, estimates, specifications, proposals, tests, maps, calculations, photographs, reports, designs, technology, programming, works of authorship and other material developed, collected, prepared or caused to be prepared under this Agreement shall be the property of City but Contractor may retain and use copies thereof. City shall not be limited in any way or at any time in its use of said material. However, Contractor shall not be responsible for damages resulting from the use of said material for work other than Project, including, but not limited to, the release of this material to third parties.

13. RIGHT OF CITY TO INSPECT RECORDS OF CONTRACTOR

City, through its authorized employees, representatives or agents shall have the right during the term of this Agreement and for four (4) years from the date of final payment for goods or services provided under this Agreement, to audit the books and records of Contractor for the purpose of verifying any and all charges made by Contractor in connection with Contractor compensation under this

Agreement, including termination of Contractor. Contractor agrees to maintain sufficient books and records in accordance with generally accepted accounting principles to establish the correctness of all charges submitted to City. Any expenses not so recorded shall be disallowed by City. Contractor shall bear the cost of the audit if the audit determines that there has been a substantial billing deviation in excess of five (5) percent adverse to the City.

Contractor shall submit to City any and all reports concerning its performance under this Agreement that may be requested by City in writing. Contractor agrees to assist City in meeting City's reporting requirements to the State and other agencies with respect to Contractor's Services hereunder.

14. HOLD HARMLESS/INDEMNIFICATION

To the extent permitted by law, including California Civil Code Section 2782.8, Contractor agrees to protect, defend, hold harmless and indemnify City, its City Council, commissions, officers, employees, volunteers and agents from and against any claim, injury, liability, loss, cost, and/or expense or damage, including all costs and attorney's fees in providing a defense to any such claim or other action, and whether sounding in law, contract, tort, or equity, to the extent arising out of, pertaining to, or related to the negligence, recklessness, or willful misconduct of the Contractor, its employees, subcontractors, or agents in the performance, or non-performance, of Services under this Agreement. For claims based upon Contractor's professional errors or omissions, Contractor's indemnification including the duty to defend consists of reimbursement of damages and defense costs incurred by the Indemnified Parties in direct proportion to the Contractor's proportionate percentage of fault which will be determined, as applicable, by a court of law, jury or arbitrator.

15. INSURANCE REQUIREMENTS

During the term of this Agreement, and for any time period set forth in Exhibit C, Contractor shall provide and maintain in full force and effect, at no cost to City, insurance policies as set forth in Exhibit C.

16. WAIVER

Contractor agrees that waiver by City of any one or more of the conditions of performance under this Agreement shall not be construed as waiver(s) of any other condition of performance under this Agreement. Neither City's review, acceptance nor payments for any of the Services required under this Agreement shall be constructed to operate as a waiver of any rights under this Agreement or of any cause of action arising out of the performance of this Agreement.

17. NOTICES

All notices to the Parties shall, unless otherwise requested in writing, be sent to City addressed as follows:

City of Santa Clara
Attention: Parks and Recreation Department
1500 Warburton Avenue
Santa Clara, CA 95050
and by e-mail at jteixeira@SantaClaraCA.gov

And to Contractor addressed as follows:

LPA, Inc.
Attention: Arash Izadi
60 South Market Street, Suite 1250
San Jose, California 95113
and by e-mail at Aizadi@LPADesignStudios.com

The workday the e-mail was sent shall control the date notice was deemed given. An e-mail transmitted after 1:00 p.m. on a Friday shall be deemed to have been transmitted on the following business day.

18. COMPLIANCE WITH LAWS

Contractor shall comply with all applicable laws and regulations of the federal, state and local government, including but not limited to "The Code of the City of Santa Clara, California" ("SCCC"). In particular, Contractor's attention is called to the regulations regarding Campaign Contributions (SCCC Chapter 2.130), Lobbying (SCCC Chapter 2.155), Minimum Wage (SCCC Chapter 3.20), Business Tax Certificate (SCCC section 3.40.060), and Food and Beverage Service Worker Retention (SCCC Chapter 9.60), as such Chapters or Sections may be amended from time to time or renumbered. Additionally Contractor has read and agrees to comply with City's Ethical Standards (http://santaclaraca.gov/home/showdocument?id=58299).

19. CONFLICTS OF INTEREST

Contractor certifies that to the best of its knowledge, no City officer, employee or authorized representative has any financial interest in the business of Contractor and that no person associated with Contractor has any interest, direct or indirect, which could conflict with the faithful performance of this Agreement. Contractor is familiar with the provisions of California Government Code section 87100 and

following, and certifies that it does not know of any facts which would violate these code provisions. Contractor will advise City if a conflict arises.

20. FAIR EMPLOYMENT

Contractor shall not discriminate against any employee or applicant for employment because of race, sex, color, religion, religious creed, national origin, ancestry, age, gender, marital status, physical disability, mental disability, medical condition, genetic information, sexual orientation, gender expression, gender identity, military and veteran status, or ethnic background, in violation of federal, state or local law.

21. NO USE OF CITY NAME OR EMBLEM

Contractor shall not use City's name, insignia, or emblem, or distribute any information related to services under this Agreement in any magazine, trade paper, newspaper or other medium without express written consent of City.

22. GOVERNING LAW AND VENUE

This Agreement shall be governed and construed in accordance with the statutes and laws of the State of California. The venue of any suit filed by either Party shall be vested in the state courts of the County of Santa Clara, or if appropriate, in the United States District Court, Northern District of California, San Jose, California.

23. SEVERABILITY CLAUSE

In case any one or more of the provisions in this Agreement shall, for any reason, be held invalid, illegal or unenforceable in any respect, it shall not affect the validity of the other provisions, which shall remain in full force and effect.

24. CHANGE PROCEDURES AND AUTHORIZATION

A. Change Orders. Any changes to this Agreement that relate to (i) the deletion of Services, (ii) adding additional Services, or (iii) changing or modifying Services, not to exceed the maximum compensation of this Agreement, shall be made by a written change order authorized by the Director of Parks & Recreation.

B. Amendments. Any changes to this Agreement that relate to (i) an increase in the maximum compensation of this Agreement, or (ii) the term of this Agreement, or (iii) any other terms or conditions of the Agreement not covered by the Change Order provisions set forth above, may only be made by a written amendment duly authorized and executed by the Parties to this Agreement.

25. COUNTERPARTS

This Agreement may be executed in counterparts, each of which shall be deemed to be an original, but both of which shall constitute one and the same instrument.

The Parties acknowledge and accept the terms and conditions of this Agreement as evidenced by the following signatures of their duly authorized representatives.

CITY OF SANTA CLARA, CALIFORNIA
a chartered California municipal corporation

Approved as to Form:

GLEN R. GOOGINS
City Attorney

Dated: 8/10/23

JOVAN D. GROGAN
City Manager
City of Santa Clara
1500 Warburton Avenue
Santa Clara, CA 95050
Telephone: (408) 615-2210
Fax: (408) 241-6771

"CITY"

LPA, INC.
a California corporation

Dated: July 29, 2023

By (Signature): DocuSigned by: Jon Mills

Name: Jon Mills

Title: Chief Operating Officer

Principal Place of Business Address: 60 South Market Street, Suite 1250
San Jose, California 95113

Email Address: Jmills@LPADesignStudios.com

Telephone: (408) 780-7203

Fax: ( ) (949) 260-1190

"CONTRACTOR"

DS JM

DS MH

EXHIBIT A
SCOPE OF SERVICES

1. INTRODUCTION

1.1. This Scope of Services specifically addresses services to be provided by Contractor related to performing an initial review of the structure and operating components of the George F. Haines International Swim Center ("Phase 1 Services"). The structure and operating components include the diving pool and pool tower, racing pool, training pool, mechanical room and pools' systems, shower/restroom/office building, pool deck and viewing stands, and support building.

1.2. The primary purpose of Phase 1 Services is for Consultant to report on the facility's current condition, identify systemic deficiencies, determine remaining operating life, and compliance with building codes as defined in this Scope of Services. If the City chooses, it may engage Consultant to provide detailed program and conceptual design including community outreach services ("Phase 2 Services") and provide all services necessary to prepare schematic designs, design development and construction documents, and provide engineering support services during bid and award, construction, and post-construction phases of the project ("Phase 3 Services").

1.3. The City reserves the right to add, delete, or change the order of the tasks based on information received from Consultant during the course of the Project. Any changes to the scope will be approved through the change order process described in Section 24 of the main body of this Agreement.

2. PROJECT SCHEDULE

2.1. Attached as Appendix A1 is the Draft Project Schedule. The Parties shall agree on the Approved Project Schedule as set forth in Section 4.3.

2.2. Consultant shall monitor and update the Approved Project Schedule throughout the course of the Project. The Approved Project Schedule shall show significant milestones for the Project. Consultant shall notify City if there are delays or potential delays in any phase of the Project. In such event, Consultant shall make up the schedule in subsequent phases of the Project or provide information to City substantiating a request for time extension (which may not be approved by the City). The Approved Project Schedule shall be maintained at all times and shall be updated each time progress and milestones are achieved and/or changed.

2.3. Changes to the Approved Project Schedule shall be at no additional cost, unless there are changes or additions to this Scope of Services. Any changes

to the Approved Project Schedule must be mutually agreed to and incorporated into a revised Approved Project Schedule.

3. KEY PERSONNEL/PROJECT MANAGEMENT

3.1. The following individuals are designated as Key Personnel as of the Effective Date of this Agreement.

Name	**Title**
Arash Izadi	Principal in Charge
John Courtney	Project Director
Steve Key	Senior Project Manager
Helen Pierce	Design Director
Casey Chapin	Project Designer
Name of Subconsultants	**Role**
HL Construction Management	Cost estimating
SGH	Investigation Consultant
Aquatics Design Group	Aquatics

3.2. Any replacement of Key Personnel whether requested by the City or Consultant is subject to the City's final approval.

3.3. The Project Director shall be the primary person communicating with the City and keeping City fully apprised on the status and progress of the Project. The Project Director shall also be responsible for project schedule updates; creation and preparation of progress reports and meeting minutes; adherence to project scheduling; and general project coordination.

3.4. The Project Director shall submit progress reports to the City on the project status no less than once per week. Reports shall include a summary of activities undertaken, progress achieved compared to plan, percent of overall work completed, and any other information deemed important.

3.5. Consultant shall respond within two (2) business days or sooner as agreed upon between both parties for project-related activities.

4. TASK 1: PROJECT KICKOFF

Consultant shall conduct an onsite kick-off meeting to establish the following detailed requirements for the Project.

4.1. Review project process, schedule, goals, sustainability, budget, and milestones.

4.2. Review the investigation objectives and confirm the project understanding.

4.3. Update the Draft Project Schedule with the information received during the kick-off meeting. Upon the City's approval, the schedule shall be designated as the Approved Project Schedule.

5. TASK 2: REVIEW OF CITY-SUPPLIED DATA

Consultant shall review existing project information including existing surveys, program information, record drawings, entitlements data, and other available information provided by the City.

6. TASK 3: INITIAL SITE VISIT, INTERVIEW OF KEY FACILITY PERSONNEL, AND HIGH-LEVEL VISUAL SURVEY

Consultant shall:

6.1. Conduct a site visit with its project team leadership to walk the facility with the City's facility engineer, pool operator, and facility maintenance personnel.

6.2. Familiarize itself with the facility, learn more about the use, repair and maintenance history, and identify areas for further exploration (non-destructive testing and material sampling), which will require City review, approval and budget allocation.

6.3. Interview building engineer, pool operator and key maintenance personnel in a single meeting, concurrent with the Initial Site Visit.

6.4. Perform a high-level visual survey of the Facility. This will focus on:

6.4.1. Performing visual review of all primary pool features including: a) Pool Deck based on non-destructive examination, review areas of visible distress (cracks/spalls) and areas of little to no distress (control) to confirm visual assessments; b) an Aquatic Review to document existing conditions including Code violations, safety concerns, maintenance concerns, equipment conditions, mechanical and pool equipment; and c) Structural Review of structural components (including pool walls) such as grand stand canopy, building, dive tower, for compliance with current Code and potential structural life safety requirements).

7. TASK 4: INVESTIGATION AND FACILITY REVIEW PLAN REVIEW MEETING

Consultant shall:

7.1. Prepare and submit to the City a Draft Investigation Plan based on industry standard Facility Condition Assessment (FCA) approach. The document shall include but not limited to:

7.1.1. Cover page

7.1.2. List of Investigation Team Members

7.1.3. Investigation Approach

7.1.4. List of buildings, concrete, and pool systems to be assessed

7.1.4.1. Summary of relevant information from the kickoff meeting.

7.1.4.2. Summary of relevant information provided by the City.

7.1.4.3. Summary of findings from initial site walk and visual survey.

7.2. Meet with City Project Staff (virtual) to review the Draft Investigation Plan.

8. TASK 5: INVESTIGATION AND FACILITY REVIEW DOCUMENT UPDATE

Consultant shall incorporate reasonable City comments and responses and resubmit the Draft Investigation Plan to the City for review and approval. Should the Consultant's resubmittal not incorporate the appropriate comments or otherwise fail to meet the requirements outlined within this Scope of Services and representative of the investigation and agreed upon by Consultant, this cycle shall continue until the Consultant produces an acceptable submittal that is approved by the City in writing. The City will be responsible for providing one (1) comprehensive set of reasonable and applicable comments in a timely manner for Consultant review and inclusion, where applicable.

9. TASK 6: FIELD INVESTIGATION AND KEY MATERIALS AND SYSTEMS

9.1. Concrete Pool Deck. To the level feasible and available through non-destructive examination, view areas of visible distress (cracks and spalling) and areas of little to no visible distress (control) to confirm visual assessments.

9.2. Aquatic Review. Consultant shall document existing visible conditions, including:

9.2.1. Code violations

9.2.2. Safety concerns

9.2.3. Maintenance concerns

9.2.4. Equipment conditions

9.2.5. Mechanical and pool equipment

9.3. GPR X-Ray of pool walls. Utilizing ground penetrating radar (GPR), x-ray the pool walls to locate the existing rebar and reinforcement in the pool walls.

9.4. Structural review. Consultant shall review structural components (including the pool walls as indicated in 9.3) including the shade structure, dive tower, mechanical room and buildings for compliance with current code and potential structural life safety requirements based on available as-builts.

10. TASK 7: DRAFT ADMINISTRATIVE REPORT

Consultant shall develop and submit a Draft Administrative Report for the City's review. Consultant understands that the report must sufficiently address concerns of the City. The draft report shall be develop based on industry standard Facility Condition Assessment (FCA), and shall include but not limited to:

10.1. Cover page

10.2. List of investigating team members

10.3. Investigative approach

10.4. A comprehensive list of buildings, roofing, water proofing, concrete, pool, deck, mechanical/plumbing/electrical systems estimated life cycle, and other primary pool features.

10.5. Rough Order of Magnitude Construction Cost.

10.6. Conditions, hazards, recommendations, etc.

11. TASK 8: DRAFT ADMINISTRATIVE REPORT REVIEW MEETING

In a "hybrid" (both in-person and virtual depending on the project team members), Consultant shall present and review the Draft Administrative Report with the City.

12. TASK 9: REPORT UPDATE

Based on City input and review of the Draft Administrative Report, Consultant shall incorporate reasonable City comments and responses and resubmit the Draft Administrative Report to the City for review and approval. Should the Consultant's resubmittal not incorporate the appropriate comments or otherwise fail to meet the requirements outlined within this Scope of Services and representative of the investigation and testing performed and agreed upon by Consultant, this this cycle shall continue until the Consultant produces an acceptable Final Administrative Report that is approved by the City in writing. The City will be responsible for providing one (1) comprehensive set of reasonable and applicable comments in a timely manner for Consultant review and inclusion, where applicable.

13. TASK 10: PUBLIC PRESENTATIONS

Consultant shall prepare for and attend up to two (2) public presentations to share and identify the findings, conclusions, and recommendations found within the Final Administrative Report. The public presentations may include:

13.1. City Manager's Office, Public Works Department, Parks & Recreation Department

13.2. City Council

14. SUMMARY OF MEETINGS

Services consisting of meeting attendance and presentations by Consultant as follows:

14.1. One (1) – Kickoff Meeting

14.2. One (1) – Initial Site Visit & Interviews (concurrent with Project Kick Off)

14.3. One (1) – Facility Assessment (in person/on site)

14.4. One (1) – Administrative Draft Review (virtual)

14.5. One (1) – Final Document Review (virtual)

14.6. Up to two (2) – Public Presentations (in person)

15. SUMMARY OF DELIVERABLES

15.1. Investigation Plan

15.2. Draft Administrative Report

15.3. Final Report

15.4. Schedule

15.5. Meeting Minutes

15.6. Public Presentations (Up to 2)

16. SUPPLEMENTAL SERVICES

Consultant may provide the following supplemental services at the request of the City:

16.1. Utility Locating. The services include:

16.1.1. Find locatable utilities using the following methods to quality level (QL) B per ASCE 38-02:

16.1.1.1. Electromagnetic Locator (Locator)

16.1.1.2. Ground Penetrating Radar (GPR)

16.1.1.3. Locatable Duct Rodder (Ram Rod)

16.1.1.4. Mainline Crawler (Crawler)

16.1.1.5. CCTV Push Camera

16.1.2. Physically mark identified utilities on site for identification and placement on the topographical survey.

16.1.3. Perform closed-circuit television (CCTV) camera of the available sewer and storm drain lines. Not all utilities and lines can be inspected using CCTV cameras due to size criteria and ability for the camera to move within the line.

16.1.4. Locating Report.

16.1.5. CCTV Report.

16.1.6. Due to the materials, depth of utilities, soils, cover and other factors, not all utilities are locatable and can be identified. The utility locating service will be provided to Quality Level B which involves the application of appropriate surface geophysical methods to determine the existence and horizontal position of identifiable utilities within the limits of the immediate aquatic facility.

16.2. Topographic Ground Survey. The services include:

16.2.1. Improvements within limit of work.

16.2.2. Locate all building corners, finish floor elevation (FFE) and door thresholds, recesses, and areas under canopies (where applicable).

16.2.3. Locate all existing site walls, fences, and gates, including top of wall and finish grade elevation.

16.2.4. Locate ramps, stairs, and railings. Show top of ramp and bottom of ramp elevations. Show landing areas.

16.2.5. Locate all existing drains, catch basins, etc. and finish grade at each.

16.2.6. If a catch basin or manhole is in the ground survey area, survey the size, invert elevation along with pipe sizes coming in and out.

16.2.7. Locate all vaults, electrical, telecom, etc.

16.2.8. Survey all top of curb, finish surface, finish grade, and flowline elevations.

16.2.9. Locate all utilities (aboveground appurtenances) within detailed survey areas.

16.2.10. Record utility location from the Utility Forensic markings on the survey file.

16.3. Pool Structure Leak Detection: This service includes performing leak detection for the actual pool structure.

16.4. Special Studies: Special Studies services include investigation, research, and analysis of the City's special requirements for the Project and documentation of findings, conclusions and recommendations for Master Planning to provide design services relative to future facilities, systems and equipment which are not intended to be constructed as part of the Project during the construction phase.

16.5. Renderings: Renderings services relating to providing graphic pictorial representations include:

16.5.1. Elevation view(s) in color

16.5.2. Perspective view(s) in color

16.5.3. Plan view(s) in color

16.5.4. Photo realistic images

16.5.5. Video Fly-Thru's

16.5.6. Still Image Fly-Thru's

17. PROJECT ASSUMPTIONS

17.1. Assessment Limitations: Due to the inherent limitations of facility condition assessment services, the age of the facility and the limited scope, the, assessment and studies may not identify all items, concerns, issues or life safety items. Consultant shall document any unidentifiable items to enable the City to understand and weigh the risks associated with the Project. They are preliminary and intended to assist the City in an overall evaluation of the facility and whether additional forensic investigation is needed and/or if the facility should be closed. The City may use the information to determine if it should proceed to Phase 2 and explore facility renovation or replacement. Due to the current volatility of the construction industry and cost escalation, any cost-related work is preliminary and is not intended to be a prediction of actual bid amounts.

17.2. Project Size: Scope of services is limited to the International Swim Center pool facility only. Review, analysis, design, and coordination of any kind for areas outside the direct limits of the pool area is excluded. Exclusions include Central Park, areas outside the pool fence, city streets, or any other area.

17.3. Record Drawings: Information is to be provided by the City.

17.4. Meetings: Where the maximum number of meetings to be included in Consultant's services is specified herein, Consultant agrees to attend, and participate in, as many meetings as specified as part of the base scope of services. Meetings in excess of those specified will be billed at additional cost.

17.5. Consultation and Coordination: All consultations and coordination not associated with specific meetings shall be conducted at the sole discretion of the Consultant, and only as necessary for the Consultant to complete the professional services of this Agreement.

DocuSign Envelope ID: 1F3D0202-9008-46E8-AACB-1DA7DD9E0D2D

APPENDIX A1 TO EXHIBIT A
DRAFT PROJECT SCHEDULE

ID	Task Mode	Task Name	Duration	Start	Finish	Predecessors
1		**Santa Clara International Swim Center**	**119 days**	**Tue 8/1/23**	**Fri 1/12/24**	
2						
3		**Phase 1 Visual Facility Review**	**119 days**	**Tue 8/1/23**	**Fri 1/12/24**	
4		Notice to Proceed	1 day	Tue 8/1/23	Tue 8/1/23	
5		Receive City Information for review	3 days	Wed 8/2/23	Fri 8/4/23	4
6		Review City Information / Prepare for Kick off	2 wks	Mon 8/7/23	Fri 8/18/23	5
7		Kick Off Meeting	0 days	Fri 8/18/23	Fri 8/18/23	6
8		Initial Site Visit / Interview Staff / Visual Surve	1 wk	Mon 8/21/23	Fri 8/25/23	7
9		**Visual Survey and Facility Review**	**40 days**	**Mon 8/28/23**	**Fri 10/20/23**	
10		Prepare Visual Survey and Facility Strategy Document	4 wks	Mon 8/28/23	Fri 9/22/23	8
11		Present Visual Survey and Facility Strategy Document	0 days	Fri 9/22/23	Fri 9/22/23	10
12		Finalize Visual Survey and Facility Strategy Document and incorporate City comments	4 wks	Mon 9/25/23	Fri 10/20/23	11
13		Field Investigations and Summarize investig	4 wks	Mon 9/25/23	Fri 10/20/23	11
14		**Administrative Report and Public Presentatio**	**60 days**	**Mon 10/23/2**	**Fri 1/12/24**	
15		Prepare Draft Administrative Report	2 wks	Mon 10/23/2	Fri 11/3/23	13
16		Present Administrative Report	0 wks	Fri 11/3/23	Fri 11/3/23	15
17		Update Administrative Report	4 wks	Mon 11/6/23	Fri 12/1/23	16
18		Prepare Public Presentation	2 wks	Mon 12/4/23	Fri 12/15/23	17
19		Public Presentations	4 wks	Mon 12/18/2	Fri 1/12/24	18
20		Complete Phase 1 Services	0 wks	Fri 1/12/24	Fri 1/12/24	19



Project: Preliminary Schedule
Date: Fri 7/7/23

Task | Split | Milestone | Summary | Project Summary | External Tasks | External Milestone | Inactive Task | Inactive Milestone | Inactive Summary | Manual Task | Duration-only | Manual Summary Rollup | Manual Summary | Start-only | Finish-only | Deadline | Progress | Manual Progress

EXHIBIT B
SCHEDULE OF FEES

1. MAXIMUM COMPENSATION

The total maximum compensation the City will pay the Consultant under this Agreement shall not exceed **Two Hundred Thirty-Eight Thousand Nine Hundred Twenty Dollars ($238,920)** during the term of the Agreement. Any additional fees, costs and expenses requested by the City that would exceed the preceding maximum amount will need to be addressed through an amendment to the Agreement that is subject to City Council approval and budget allocation.

2. FEE SCHEDULE

Consultant's compensation for Phase 1 Services, as described in Exhibit A, shall be a fixed fee of $223,920. This fixed fee includes all labor, materials, equipment, overhead, general administrative costs, and profit. Consultant shall invoice the City for the percentage of services completed during the previous month.

3. ADDITIONAL SERVICES

Services that are not part of Phase 1 Services, as described in Exhibit A, shall be at additional cost. The City has a set aside the amount of $15,000 for additional services. Consultant shall provide a written quote to the City, which may be based on a fixed fee as listed in Table B1, or as listed in Table B2 on time and materials basis.

Cost of services and expenses charged to Consultant by outside consultants and professional or technical firms shall be at actual cost plus 10%. Reimbursable expenses will be billed at actual cost plus 10%.

Table B1: Additional Services

Description	Amount
Utility Locating	$108,013
Topographic Survey	$76,368
Pool Structure Leak Detection	$12,157

Table B2: Hourly Rates

Classification	Regular Hourly Rate*
Principal	$285.00
Director	$240.00
Discipline Director	$260.00
Project Director	$250.00
Project Leader	$200.00
Manager	$165.00

Classification	Regular Hourly Rate*
Design Coordinator II	$170.00
Design Coordinator I	$145.00
Designer III	$135.00
Designer II	$120.00
Designer I	$110.00
Senior Specialist	$140.00
Specialist III	$110.00
Specialist II	$95.00
Specialist I	$85.00
Intern	$75.00

*The hourly rates are subject to change annually, subject to the City's approval.

4. PAYMENT SCHEDULE

City will pay Consultant within thirty (30) days of City's receipt of an approved invoice.

EXHIBIT C
INSURANCE REQUIREMENTS

Without limiting the Contractor's indemnification of the City, and prior to commencing any of the Services required under this Agreement, the Contractor shall provide and maintain in full force and effect during the period of performance of the Agreement and for twenty-four (24) months following acceptance by the City, at its sole cost and expense, the following insurance policies from insurance companies authorized to do business in the State of California. These policies shall be primary insurance as to the City of Santa Clara so that any other coverage held by the City shall not contribute to any loss under Contractor's insurance. The minimum coverages, provisions and endorsements are as follows:

A. COMMERCIAL GENERAL LIABILITY INSURANCE

1. Commercial General Liability Insurance policy which provides coverage at least as broad as Insurance Services Office form CG 00 01. Policy limits are subject to review, but shall in no event be less than, the following:

   $1,000,000 Each Occurrence
   $2,000,000 General Aggregate
   $2,000,000 Products/Completed Operations Aggregate
   $1,000,000 Personal Injury

2. Exact structure and layering of the coverage shall be left to the discretion of Contractor; however, any excess or umbrella policies used to meet the required limits shall be at least as broad as the underlying coverage and shall otherwise follow form.

3. The following provisions shall apply to the Commercial Liability policy as well as any umbrella policy maintained by the Contractor to comply with the insurance requirements of this Agreement:

   a. Coverage shall be on a "pay on behalf" basis with defense costs payable in addition to policy limits;

   b. There shall be no cross liability exclusion which precludes coverage for claims or suits by one insured against another; and

   c. Coverage shall apply separately to each insured against whom a claim is made or a suit is brought, except with respect to the limits of liability.

B. BUSINESS AUTOMOBILE LIABILITY INSURANCE

Business automobile liability insurance policy which provides coverage at least as broad as ISO form CA 00 01 with policy limits a minimum limit of not less than one million dollars ($1,000,000) each accident using, or providing coverage at

least as broad as, Insurance Services Office form CA 00 01. Liability coverage shall apply to all owned (if any), non-owned and hired autos.

In the event that the Work being performed under this Agreement involves transporting of hazardous or regulated substances, hazardous or regulated wastes and/or hazardous or regulated materials, Contractor and/or its subcontractors involved in such activities shall provide coverage with a limit of one million dollars ($1,000,000) per accident covering transportation of such materials by the addition to the Business Auto Coverage Policy of Environmental Impairment Endorsement MCS90 or Insurance Services Office endorsement form CA 99 48, which amends the pollution exclusion in the standard Business Automobile Policy to cover pollutants that are in or upon, being transported or towed by, being loaded onto, or being unloaded from a covered auto.

C. WORKERS' COMPENSATION

1. Workers' Compensation Insurance Policy as required by statute and employer's liability with limits of at least one million dollars ($1,000,000) policy limit Bodily Injury by disease, one million dollars ($1,000,000) each accident/Bodily Injury and one million dollars ($1,000,000) each employee Bodily Injury by disease.

2. The indemnification and hold harmless obligations of Contractor included in this Agreement shall not be limited in any way by any limitation on the amount or type of damage, compensation or benefit payable by or for Contractor or any subcontractor under any Workers' Compensation Act(s), Disability Benefits Act(s) or other employee benefits act(s).

3. This policy must include a Waiver of Subrogation in favor of the City of Santa Clara, its City Council, commissions, officers, employees, volunteers and agents.

D. PROFESSIONAL LIABILITY

Professional Liability or Errors and Omissions Insurance as appropriate shall be written on a policy form coverage specifically designed to protect against negligent acts, errors or omissions of the Contractor. Covered services as designated in the policy must specifically include work performed under this agreement. Coverage shall be in an amount of not less than one million dollars ($1,000,000) per claim or two million dollars ($2,000,000) aggregate. Any coverage containing a deductible or self-retention must first be approved in writing by the City Attorney's Office.

E. COMPLIANCE WITH REQUIREMENTS

All of the following clauses and/or endorsements, or similar provisions, must be part of each commercial general liability policy, and each umbrella or excess policy.

1. Additional Insureds. City of Santa Clara, its City Council, commissions, officers, employees, volunteers and agents are hereby added as additional insureds in respect to liability arising out of Contractor's work for City, using Insurance Services Office (ISO) Endorsement CG 20 10 11 85, or the combination of CG 20 10 03 97 and CG 20 37 10 01, or its equivalent.

2. Primary and non-contributing. Each insurance policy provided by Contractor shall contain language or be endorsed to contain wording making it primary insurance as respects to, and not requiring contribution from, any other insurance which the indemnities may possess, including any self-insurance or self-insured retention they may have. Any other insurance indemnities may possess shall be considered excess insurance only and shall not be called upon to contribute with Contractor's insurance.

3. Cancellation.

   a. Each insurance policy shall contain language or be endorsed to reflect that no cancellation or modification of the coverage provided due to non-payment of premiums shall be effective until written notice has been given to City at least ten (10) days prior to the effective date of such modification or cancellation. In the event of non-renewal, written notice shall be given at least ten (10) days prior to the effective date of non-renewal.

   b. Each insurance policy shall contain language or be endorsed to reflect that no cancellation or modification of the coverage provided for any cause save and except non-payment of premiums shall be effective until written notice has been given to City at least thirty (30) days prior to the effective date of such modification or cancellation. In the event of non-renewal, written notice shall be given at least thirty (30) days prior to the effective date of non-renewal.

4. Other Endorsements. Other endorsements may be required for policies other than the commercial general liability policy if specified in the description of required insurance set forth in Sections A through E of this Exhibit C, above.

F. ADDITIONAL INSURANCE RELATED PROVISIONS

Contractor and City agree as follows:

1. Contractor agrees to ensure that subcontractors, and any other party involved with the Services, who is brought onto or involved in the performance of the Services by Contractor, provide the same minimum insurance coverage required of Contractor, except as with respect to

limits. Contractor agrees to monitor and review all such coverage and assumes all responsibility for ensuring that such coverage is provided in conformity with the requirements of this Agreement. Contractor agrees that upon request by City, all agreements with, and insurance compliance documents provided by, such subcontractors and others engaged in the project will be submitted to City for review.

2. Contractor agrees to be responsible for ensuring that no contract used by any party involved in any way with the project reserves the right to charge City or Contractor for the cost of additional insurance coverage required by this Agreement. Any such provisions are to be deleted with reference to City. It is not the intent of City to reimburse any third party for the cost of complying with these requirements. There shall be no recourse against City for payment of premiums or other amounts with respect thereto.

3. The City reserves the right to withhold payments from the Contractor in the event of material noncompliance with the insurance requirements set forth in this Agreement.

G. EVIDENCE OF COVERAGE

Prior to commencement of any Services under this Agreement, Contractor, and each and every subcontractor (of every tier) shall, at its sole cost and expense, provide and maintain not less than the minimum insurance coverage with the endorsements and deductibles indicated in this Agreement. Such insurance coverage shall be maintained with insurers, and under forms of policies, satisfactory to City and as described in this Agreement. Contractor shall file with the City all certificates and endorsements for the required insurance policies for City's approval as to adequacy of the insurance protection.

H. EVIDENCE OF COMPLIANCE

Contractor or its insurance broker shall provide the required proof of insurance compliance, consisting of Insurance Services Office (ISO) endorsement forms or their equivalent and the ACORD form 25-S certificate of insurance (or its equivalent), evidencing all required coverage shall be delivered to City, or its representative as set forth below, at or prior to execution of this Agreement. Upon City's request, Contractor shall submit to City copies of the actual insurance policies or renewals or replacements. Unless otherwise required by the terms of this Agreement, all certificates, endorsements, coverage verifications and other items required to be delivered to City pursuant to this Agreement shall be e-mailed to ctsantaclara@ebix.com:

Or by mail to:
EBIX Inc.
City of Santa Clara – Parks and Recreation Department
P.O. Box 100085 – S2

Duluth, GA 30096
Telephone number: 951-766-2280
Fax number: 770-325-0409

I. QUALIFYING INSURERS

All of the insurance companies providing insurance for Contractor shall have, and provide written proof of, an A. M. Best rating of at least A minus 6 (A- VI) or shall be an insurance company of equal financial stability that is approved by the City or its insurance compliance representatives.

EXHIBIT D
LABOR COMPLIANCE ADDENDUM

This Agreement is subject to the requirements of California Labor Code section 1720 et seq. requiring the payment of prevailing wages, the training of apprentices, and compliance with other applicable requirements.

A. Prevailing Wage Requirements

1. Contractor shall be obligated to pay not less than the General Prevailing Wage Rate, which can be found at www.dir.ca.gov and are on file with the City Clerk's office, which shall be available to any interested party upon request. Contractor is also required to have a copy of the applicable wage determination posted and/or available at each job site.

2. Specifically, contractors are reminded of the need for compliance with Labor Code Section 1774-1775 (the payment of prevailing wages and documentation of such), Section 1776 (the keeping and submission of accurate certified payrolls) and 1777.5 in the employment of apprentices on public works projects. Further, overtime must be paid for work in excess of 8 hours per day or 40 hours per week pursuant to Labor Code Section 1811-1813.

3. Special prevailing wage rates generally apply to work performed on weekends, holidays and for certain shift work. Depending on the location of the project and the amount of travel incurred by workers on the project, certain travel and subsistence payments may also be required. Contractors and subcontractors are on notice that information about such special rates, holidays, premium pay, shift work and travel and subsistence requirements can be found at www.dir.ca.gov.

4. Only bona fide apprentices actively enrolled in a California Division of Apprenticeship Standards approved program may be employed on the project as an apprentice and receive the applicable apprenticeship prevailing wage rates. Apprentices who are not properly supervised and employed in the appropriate ratio shall be paid the full journeyman wages for the classification of work performed.

5. As a condition to receiving progress payments, final payment and payment of retention on any and all projects on which the payment of prevailing wages is required, Contractor agrees to present to City, along with its request for payment, all applicable and necessary certified payrolls (for itself and all applicable subcontractors) for the time period covering such payment request. The term "certified payroll" shall include all required documentation to comply with the mandates set forth in Labor Code Section 1720 *et seq*, as well as any additional documentation requested by the City or its designee including, but not limited to: certified

payroll, fringe benefit statements and backup documentation such as monthly benefit statements, employee timecards, copies of wage statements and cancelled checks, proof of training contributions (CAC2 if applicable), and apprenticeship forms such as DAS-140 and DAS-142.

6. In addition to submitting the certified payrolls and related documentation to City, Contractor and all subcontractors shall be required to submit certified payroll and related documents electronically to the California Department of Industrial Relations. Failure to submit payrolls to the DIR when mandated by the project parameters shall also result in the withholding of progress, retention and/or final payment.

7. No contractor or subcontractor may be listed on a bid proposal for a public works project unless registered with the Department of Industrial Relations pursuant to Labor Code section 1725.5 [with limited exceptions from this requirement for bid purposes only under Labor Code section 1771.1(a)].

8. No contractor or subcontractor may be awarded a contract for public work on a public works project, unless registered with the Department of Industrial Relations pursuant to Labor Code section 1725.5. Contractors MUST be a registered "public works contractor" with the DIR AT THE TIME OF BID. Where the prime contract is less than $15,000 for maintenance work or less than $25,000 for construction alternation, demolition or repair work, registration is not required.

9. All contractors/subcontractors and related construction services subject to prevailing wage, including but not limited to: trucking, surveying and inspection work must be registered with the Department of Industrial Relations as a "public works contractor". Those you fail to register and maintain their status as a public works contractor shall not be permitted to perform work on the project.

10. Should any contractor or subcontractors not be a registered public works contractor and perform work on the project, Contractor agrees to fully indemnify the City for any fines assessed by the California Department of Industrial Relations against the City for such violation, including all staff costs and attorney's fee relating to such fine.

11. This project is subject to compliance monitoring and enforcement by the Department of Industrial Relations.

B. Audit Rights

All records or documents required to be kept pursuant to this Agreement to verify compliance with this Addendum shall be made available for audit at no cost to City, at any time during regular business hours, upon written request by the City Attorney, City Auditor, City Manager, or a designated representative of any of these officers. Copies of such records or documents shall be provided to City for audit at City Hall when it is

practical to do so. Otherwise, unless an alternative is mutually agreed upon, the records or documents shall be made available at Contractor's address indicated for receipt of notices in this Agreement.

C. Enforcement

1. City shall withhold any portion of a payment; including the entire payment amount, until certified payroll forms and related documentation are properly submitted, reviewed and found to be in full compliance. In the event that certified payroll forms do not comply with the requirements of Labor Code Section 1720 et seq., City may continue to hold sufficient funds to cover estimated wages and penalties under the Agreement.

2. Based on State funding sources, this project may be subject to special labor compliance requirements of Proposition 84.

3. The City is not obligated to make any payment due to Contractor until Contractor has performed all of its obligations under these provisions. This provision means that City can withhold all or part of a payment to Contractor until all required documentation is submitted. Any payment by the City despite Contractor's failure to fully perform its obligations under these provisions shall not be deemed to be a waiver of any other term or condition contained in this Agreement or a waiver of the right to withhold payment for any subsequent breach of this Addendum.

City or the California Department of Industrial Relations may impose penalties upon contractors and subcontractors for failure to comply with prevailing wage requirements. These penalties are up to $200 per day per worker for each wage violation identified; $100 per day per worker for failure to provide the required paperwork and documentation requested within a 10-day window; and $25 per day per worker for any overtime violation.

Ebix Insurance No. S200003297

AMENDMENT NO. 1
TO THE AGREEMENT FOR SERVICES
BETWEEN THE
CITY OF SANTA CLARA, CALIFORNIA,
AND
LPA, INC.
FOR THE INTERNATIONAL SWIM CENTER FACILITY ASSESSMENT

PREAMBLE

This agreement ("Amendment No. 1") is entered into between the City of Santa Clara, California, a chartered California municipal corporation (City) and LPA, Inc., a California corporation, (Contractor or Consultant). City and Contractor may be referred to individually as a "Party" or collectively as the "Parties" or the "Parties to this Agreement."

RECITALS

A. The Parties previously entered into an agreement entitled "Agreement for Services Between the City of Santa Clara, California, and LPA, Inc. for the International Swim Center Facility Assessment", dated August 10, 2023 (Agreement); and

B. The Parties entered into the Agreement for the purpose of having Contractor provide professional services for a facility assessment of the international swim center, and the Parties now wish to amend the Agreement to have consultant provide additional services to assist the City in reviewing options for both temporary use and permanent reconstruction for consideration as specified in proposal dated February 27, 2024 and Professional Services Authorization dated March 6, 2024, and increase compensation by $10,000 for a revised not-to-exceed maximum compensation of $248,920, subject to the appropriation of funds.

NOW, THEREFORE, the Parties agree as follows:

AMENDMENT TERMS AND CONDITIONS

1. Section 6 of the Agreement, entitled "COMPENSATION AND PAYMENT" is amended to read as follows:

   In consideration for Contractor' s complete performance of Services, City shall pay Contractor for all materials provided and Services rendered by Contractor in accordance with Revised Exhibit B, entitled " SCHEDULE OF FEES." The maximum compensation of this Agreement is set forth in Section 1 of Revised Exhibit B, subject to budget appropriations, which includes all payments that may be authorized for Services and for expenses, supplies, materials and

equipment required to perform the Services. All work performed or materials provided in excess of the maximum compensation shall be at Contractor's expense. Contractor shall not be entitled to any payment above the maximum compensation under any circumstance.

2. Exhibit B of the Agreement, entitled "SCHEDULE OF FEES", is hereby amendment to read as shown in Revised Exhibit B, attached and incorporated into this Amendment No. 1.

3. Except as set forth herein, all other terms and conditions of the Agreement shall remain in full force and effect. In case of a conflict in the terms of the Agreement and this Amendment No. 1, the provisions of this Amendment No. 1 shall control.

The Parties acknowledge and accept the terms and conditions of this Amendment No. 1 as evidenced by the following signatures of their duly authorized representatives.

CITY OF SANTA CLARA, CALIFORNIA
a chartered California municipal corporation

Approved as to Form:

GLEN R. GOOGINS
City Attorney

Dated: 4/25/24

JOVAN D. GROGAN
City Manager
City of Santa Clara
1500 Warburton Avenue
Santa Clara, CA 95050
Telephone: (408) 615-2210
Fax: (408) 241-6771

"CITY"

LPA, INC.
a California corporation/partnership/individual

Dated: April 22, 2024
DocuSigned by:

By (Signature): Jon Mills

Name: Jon Mills

Title: Chief Operating Officer

Principal Place of Business Address: 60 South Market Street, Suite 1250
Sam Jose, CA 95113

Email Address: jmills@LPADesignStudios.com

Telephone: (408) 780-7203

Fax: (949) 260-1190

"CONTRACTOR"

DS SK

DS AI

DS MH

REVISED EXHIBIT B
SCHEDULE OF FEES

1. MAXIMUM COMPENSATION

The total maximum compensation the City will pay the Consultant under this Agreement shall not exceed Two Hundred Forty-Eight Thousand Nine Hundred Twenty Dollars ($248,920) during the term of the Agreement. Any additional fees, costs and expenses requested by the City that would exceed the preceding maximum amount will need to be addressed through an amendment to the Agreement.

2. FEE SCHEDULE

Consultant's compensation for Phase 1 Services, as described in Exhibit A, shall be a fixed fee of $223,920. This fixed fee includes all labor, materials, equipment, overhead, general administrative costs, and profit. Consultant shall invoice the City for the percentage of services completed during the previous month.

3. ADDITIONAL SERVICES

Services that are not part of Phase 1 Services, as described in Exhibit A, shall be at additional cost. The City has a set aside the amount of $25,000 for additional services. Consultant shall provide a written quote to the City, which may be based on a fixed fee as listed in Table B1, or as listed in Table B2 on time and material basis.

Cost of services and expenses charged to Consultant by outside consultants and professional or technical firms shall be at actual cost plus 10%. Reimbursable expenses will be billed at actual cost plus 10%

Table B1: Additional Services

Description	Amount
Utility Locatinq	$108,013
Topoqraphic Survey	$76,368
Pool Structure Leak Detection	$12,157

Table B2: Hourly Rates

Classification	Regular Hourly Rate*
Principal	$285.00
Director	$240.00
Discipline Director	$260.00
Project Director	$250.00
Project Leader	$200.00
Manaqer	$165.00

Classification	Regular Hourly Rate*
Design Coordinator II	$170.00
Design Coordinator I	$145.00
Designer III	$135.00
Designer II	$120.00
Designer I	$110.00
Senior Specialist	$140.00
Specialist 111	$110.00
Specialist II	$95.00
Specialist I	$85.00
Intern	$75.00

*The hourly rates are subject to change annually, subject to the City's approval.

4. PAYMENT SCHEDULE

City will pay Consultant within thirty (30) days of City's receipt of an approved invoice.

CITY OF SANTA CLARA
GEORGE F. HAINES INTERNATIONAL SWIM CENTER

VISUAL OBSERVATION ASSESSMENTS REPORT

01/24/2024
LPA Job No. 31047

CITY OF SANTA CLARA
GEORGE F. HAINES INTERNATIONAL SWIM CENTER

VISUAL OBSERVATION ASSESSMENTS REPORT

PREPARED FOR
CITY OF SANTA CLARA

PREPARED BY
LPA, Inc.
& Aquatic Design Group, Inc.
& Simpson Gumpertz & Heger

01/24/2024
LPA Job No. 31047

YOUR TEAM

CONSULTING TEAM

LPA Inc.

Arash Izadi, Principal & Director of Sport + Recreation, LPA, Inc.

John Courtney, Managing Director, LPA, Inc.

Steve Key, Associate & Managing Director, LPA Inc.

Daniel Wang, Associate & Director of Structural Engineering, LPA Inc.

Aquatic Design Group, Inc.

Dennis Berkshire, Principal, Aquatic Design Group, Inc.

Simpson Gumpertz & Heger

Judson Taylor, Senior Principal, Simpson Gumpertz & Heger

Christine Diosdado, Associate Principal, Simpson Gumpertz & Heger

Jesse Sipes, Project Manager, Simpson Gumpertz & Heger

Alan Humphreys, Senior Technical Manager, Simpson Gumpertz & Heger

TABLE OF CONTENTS

PAGE	CHAPTER
6	1.0 EXECUTIVE SUMMARY
12	2.0 METHODOLOGY OF ASSESSMENT
14	3.0 ASSESSMENT FINDINGS
15	3.1 Aquatic Design Group, Inc. (ADG)
	3.1.1 Building A - Main Building/ Locker Room
	3.1.2 Diver Tower and Viewing Windows
	3.1.3 Pool Systems and Deck
42	3.2 LPA, Inc.
	3.2.1 Structural
	3.2.1.1 Building A - Main Building/Locker Room
	3.2.1.2 Diver Tower and Viewing Windows
	3.2.1.3 Large Canopy over Bleachers and Building D Tower
	3.2.1.4 Building B and C - Restroom and Concessions
	3.2.1.5 Building E,F, and G
47	3.2.2 Architectural
	3.2.2.1 Facility and Site Egress Review
	3.2.2.2 Plumbing Code Review
53	3.3 Simpson Gumpertz & Heger (SGH)
	3.3.1 Building A - Main Building/Locker Room
	3.3.2 Diver Tower and Viewing Windows
	3.3.3 Pool Deck
	3.3.4 Large Canopy over Bleachers and Building D Tower
82	APPENDIX
	A Testing and Photos

1.0 EXECUTIVE SUMMARY

EXECUTIVE SUMMARY

Santa Clara International Swim Center
Executive Summary

In the Summer of 2023, the City of Santa Clara initiated a competitive RFP process to determine the most qualified consultant team to assess the facilities and structural properties at the Santa Clara George F. Haines International Swim Center (ISC). The City interviewed several firms and concluded that the LPA Team, consisting of LPA, Inc., Aquatic Design Group, Inc., and SGH were most qualified to provide a focused assessment of the facility.

This Executive Summary provides the reader with a condensed description of the findings of the assessment. The assessment was limited in nature and included review of the existing pool, pool systems, pool deck, dive tower, existing support buildings, and existing bleachers. No members of the LPA team are risk management experts and therefore this assessment is to provide the City with information on the existing facility only for their use and determination of facility use. We reviewed code compliance for structural, fire life safety egress analysis, plumbing code, and pool specific requirements by the Health Department or Building Code. Some nondestructive testing was provided for select structural steel elements within the facility. All observations around accessibility compliance were excluded from this assessment.

Although not part of our base services to advise the City on whether to continue use or close the ISC facility; based on our professional opinion and visual observations, our recommendation would be that the City should close the facility immediately until major repairs or replacement on all life safety and structural concerns noted in this report are complete.

The ISC facility was constructed in 1967 to provide competitive swimmers and divers in the Santa Clara Valley with a complete venue for training, practicing, and competing in water sports events. The existing facility has a 50-meter x 25-yard competition pool, a 6-lane x 25 yard instructional pool and a diving pool with a diving tower that accommodates five springboards and a 10-meter diving tower. The facility has provided continuous operations for 57 years. Even with maintenance, in general, most outdoor swimming centers in California require a major overhaul or full replacement at about 45 to 50 years, even in consideration of refurbishment or improvements made throughout its life span.

Visual investigations of the existing facility were initiated in late September 2023. Many elements within the facility are beyond their usable life or in a condition that does not allow use as originally designed.

Below is a summary of the major deficiencies observed:

1. Building A Main Building/Locker Room
   a. A shower addition was previously condemned by the city and should be removed and replaced.
   b. Roofs are beyond usable life expectancy.
   c. The building is structurally unsound due to the large clerestory windows which prevent adequate lateral structural support throughout. These windows need to be removed and infilled to transfer shear loads.
   d. Roofs/Exterior Cladding/Windows and siding all at end of life needing replaced.
   e. Building supporting walls and columns are structurally unsound and have significant corrosion of metal components, requiring significant repairs and/or replacement.
   f. Some elements installed are not part of any approved plans and do not appear to have been formally permitted, such as the tower to the south of the existing building on the roof.

2. Egress Review
   a. Emergency egress from the existing buildings and pool spectator stands and deck do not meet California Building Code requirements for the size, quantity, and hardware required for compliant exits.
   b. All existing gates that could be used for exiting are chained closed

GEORGE F. HAINES INTERNATIONAL SWIM CENTER,
VIEWED FROM THE DIVE BLOCK

at all times, according to ISC facility staff.

c. No event should be held at this facility until such time that extensive corrections to egress for both the fencing and building are completed or facility replacement occurs.

3. Diver Tower and Viewing Windows
   a. Diving Tower platform showing cracking and the condition after years of water intrusion, weather, and pool water is unknown.
   b. Vibrations observed likely do not meet competition requirements.
   c. Platforms not at current standards for competitive diving.
   d. The railing of the dive tower are corroded at their base affecting the structural integrity.
   e. Through interviews and observations, there is evidence of conduits breaking within the pool and possible settlement of the main structure.
   f. The main access stairs for users are corroded beyond use and are currently in an unsafe condition for users.
   g. Based on our professional opinion after our field observations the City should stop using the dive tower until such time major repairs or replacement are complete.

4. Pools Systems and Deck
   a. The pool mechanical and lighting systems have a variety of code violations and excessive wear, requiring significant cost to upgrade to meet the building code; for example, the 50-meter pool and the training pool are on the same pump and filter system as well as both the pool deck and shell plaster are delaminating and cracking and both need to be replaced.
   b. The pool deck is showing signs of deterioration and distress in various locations, demonstrating that the deck is at or beyond its life expectancy.
   c. Currently the Competition Pool and Warm up pool are filtered together which is no longer allowed by code.
   d. Depth of main pool is shallow and existing starting blocks are not compliant for use at a shallow depths.
   e. The diving pool mechanical system does not meet the code required for 6-hour turnover rate.
   f. The viewing area under the deck at the dive pool and the deck above are showing signs of structural instability and significant deterioration. The City should close this portion of deck and viewing area immediately.

5. Large Canopy over Bleachers and Building D Tower
   a. Roof supporting structure may be salvageable with re-coating and upgrades to strengthening of the columns.
   b. Roof drains have eroded the foundation over time of the columns and towers.
   c. Tower and supporting stairs for access to roof needs replacement.
   d. Bleachers show signs of settlement and separation.
   e. There was limited if any compliant accessible seating throughout the facility.

6. Building B and C – Restroom and Concessions
   a. The existing restroom and concessions are lacking the appropriate quantity of fixtures according to California Building Code. Additionally, the restrooms do not comply with current accessibility requirements.

7. Building E, F and G
   a. Building E, F and G were being used either as training rooms or maintenance storage rooms. The support bearing wall appears to be masonry and in good condition. The roofs at these

	facilities are near their useful life and in some cases evidence of leaks were observed.
b.	**These buildings are directly beneath the main canopy cover and portions of the gutters are corroded to a point of falling on occupants and/or structures below.**

The reader is encouraged to review the complete report for additional information, photographs of current conditions and diagrams for potential considerations.

END OF EXECUTIVE SUMMARY.

BLDG B.
RESTROOMS
CONCESSIONS
DIVE
TOWER
DIVING
WELL
VIEW
WINDOWS
BLEACHERS
BLDG D.
CANOPY
TOWER
CANOPY
BLEACHERS
COMPETITION
POOL
BLDG A.
MAIN ENTRY
BLDG F.
MAINT.
STORAGE
BLDG E.
TRAINING
ROOM AND
STORAGE
WARM UP
POOL
BLDG G.
PARK
MAINT.
STORAGE
BLDG C.
RESTROOMS
CONCESSIONS

SITE MAP

2.0 METHODOLOGY OF ASSESSMENT

ALAMO HEIGHTS HIGH SCHOOL NATATORIUM

METHODOLOGY

City of Santa Clara
International Swim Center
2023 Assessment of Existing Conditions

A visual investigation of the International Swim Center was performed in the third quarter of 2023 to determine the facility's ongoing viability as a training and competition venue. The consulting team utilized minimally invasive non-destructive testing and construction material sampling to determine the condition of selected structures and improvements. This approach was utilized to determine the condition without causing a disruption to the operation of the facility to repair the areas tested during a more exhaustive destructive testing method. The structural forensics team utilized ground penetrating radar, carbonation analysis, and isolation water testing to determine granular loss, cracking, curling/cupping, flaking, weathering and dry rot. The team peeled back some discrete areas typically prone to deterioration such as eaves, valleys, and near rain gutters. Shingles and/or roofing materials were lifted to see underlayment, determine remaining roofing and underlaid sheathing, potential corrosion of steel fasteners in roofing and structural systems for buildings, stair and supports. A narrow steel probe was used at exposed beams and/or purlins to determine the amount of organic degradation due to mildew, mold and resulting dry rot conditions that affect structural integrity and load bearing capacities.

Structural steel columns were carefully observed and measured to determine the amount (in millimeters) of degradation and reduction of the structural steel thickness due to corrosion of exposed steel. The degradation was observed to be substantial, as the report indicates. Structural observations of horizontal and vertical structural members were provided to determine relative anticipated shear strength in the vertical wall sections. In the event of earthquakes and/or high winds a structure's shear strength determines its ability to withstand the shaking forces presented in a seismic or lateral force event. The building's clerestory sections at the top were determined to lack sufficient shear strength, as provided in the report.

The architectural team made detailed observations for pool code related items such as minimum standards for health and safety requirements such as the pool water turnover rate, flow rate volume requirements, filtering requirements, mechanical systems sizing and control requirements and monitoring requirements. The observations and concerns with code issues are significant and are documented in detail within the report.

The architectural team analyzed the occupancy and safe dispersal requirements of the project site, buildings, and bleacher areas, utilizing the capacities of visitors the facility is capable of hosting for tournament types of events. The code requires the designers to calculate based upon the maximum possible capacity of patrons at a typical swim meet, competition, or special event as provided within the Assembly Occupation designation. Utilizing the calculations provided in the building code, the facility was found to be deficient in allowing the safe dispersal of visitors exiting the facility in the event of a safety concern, as is the common requirement for designing facilities with an Assembly Occupancy classification designation. Significant reconfiguration of the fencing, gates, concrete paving, lighting and ADA path of travel improvements to and in the parking lot would be needed to comply with the code requirements. The detailed calculations are contained in the report.

The report that follows provides detailed documentation of the findings of the architectural team utilizing best practices and methodologies for assessing the condition of the existing International Swim Center facility. The planning for assessing the future of the facility is a combination of risk assessment and construction cost analysis. Utilizing the first metric, risk assessment, the architectural team has identified significant building code concerns and safety risks that should be addressed immediately if the City desires to continue allowing the public to utilize the facility. For example, the dive tower should be either permanently closed or reconstructed if diving is still a priority program for the community. The structural integrity of the tower is such that repairing it would not rectify the issues. Another example is the significant code-compliance issues with the pool mechanical piping systems, equipment, pool shell/plaster and pool deck that should be addressed to maintain public safety with the use of the facility. These issues need to be addressed now to mitigate public safety risks.

The third example is the structural integrity of the upper clerestory portions of the building that could fail in a seismic event. This item would require the replacement or removal of the upper sections of the building. There are other examples of risks to public safety contained in the details of the report.

To help address the second metric, construction cost analysis, it may be helpful to utilize an example that the State of California Division of State Architect (DSA) uses in the assessment of costs for state-owned public facilities. The City of Santa Clara is not obligated to utilize the State's method of cost assessment, but the methodology can be instructional for evaluating the City's 57-year-old swim center because of the similarities the State faces with facilities of identical age. DSA has a rule that states, in the event modernization costs exceed 40 percent of the full replacement value of a structure or facility, the owner of the facility shall fully upgrade or replace the structure to current code. Owners of State financed public facilities must calculate the full replacement cost at today's construction cost, and multiply by .40 to determine if the rough estimate of modernization and renovation required by the architect's assessment of the facility exceeds that figure. It is very likely that will all the deficiencies found in our assessment that the cost to renovate this facility would far surpass the threshold requiring a full code update and/or replacement of the facility in its entirety.

END OF METHODOLOGY.

GEORGE F. HAINES INTERNATIONAL SWIM CENTER, VIEWED FROM THE SIDEWALK

3.0 ASSESSMENT FINDINGS

AQUATIC DESIGN GROUP, INC.

3.0 ASSESSMENT FINDINGS

3.1 Aquatic Design Group, Inc. (ADG)

3.1.1 Building A - Main Building/ Locker Room

3.1.2 Diver Tower and Viewing Windows

3.1.3 Pool Systems and Deck



INTERNATIONAL SWIM CENTER SWIMMING POOLS NEEDS ASSESSMENT

JANUARY 2024

AQUATIC DESIGN GROUP

THE CITY OF SANTA CLARA CALIFORNIA
The Mission City
INCORPORATED 1852

Table of Contents

SECTION	PAGE
A. INTRODUCTION	3
B. CODES	4
C. SWIMMING POOLS DATA	5
D. PROGRAMMING	7
E. CODE ITEMS	8
F. MAINTENANCE ITEMS	19
G. PROFORMA BUDGETS	23
H. SUMMARY	26

Aquatic Design Group (ADG) visited the International Swim Center in Santa Clara, California on September 27, 2023 to perform an assessment of the swimming pools, as well as their systems and equipment. The systems were in operation during ADG's site visit. The facility has the following outdoor bodies of water:

- **A 50-meter x 25-yard competition pool**
- **A 6-lane x 25-yard instructional pool**
- **A diving pool with a 10-meter tower and five (5) springboard diving boards**

The following report includes a summary of the existing conditions, code violations, deficiencies and proposed improvements for rehabilitation of the International Swim Center and related equipment. The scope of this report includes the swimming pools, dive tower and mechanical equipment. It excludes the structural integrity of the swimming pool shells, appurtenances, and accessibility in the path of travel to the swimming pool area and within the adjacent buildings. Note this also excludes evaluation of the building, building systems and building structural. It is possible that a facility of this age could have underlying issues that have gone unnoticed by staff and are not apparent to a visual inspection. This report attempts to provide an accurate and realistic assessment of existing conditions. Our observations are based upon the conditions we could observe, original drawings and information provided by staff. This report should be read in full with no excerpts to be fully representative of the findings and has been prepared exclusively for LPA, Inc. No liability is accepted for any use of or reliance on the report by third parties.

This report identifies any violations of codes that were found. Some of these violations may currently be operating on a grandfathered exemption, meaning they complied with code when they were built but code changes since make them not compliant with current code. We therefore recommend that these issues be reviewed on an individual basis to determine the disposition and possible remedies for each violation.

In addition to the code violations being of concern to the County Environmental Health Services Department, they may be of concern to the City from a risk mitigation perspective.

Not included in this report, but an important area to be reviewed, is the requirement for the entire facility to meet the American Disabilities Act (ADA). This includes access to the facility and restrooms, in addition to the swimming pools and deck. To comply, every swimming pool must have a primary means of access into the water. This can include a wheelchair ramp or an accessible lift. The scope of this report is for the swimming pools and deck. Therefore, access from the street or parking areas to the International Swim Center and the adjacent buildings are not covered herein.

The estimated opinion of probable costs identified in the itemized sections of "E" thru "F" of this report includes materials and labor for the repair, but does not include architectural or engineering design costs or complete project soft costs that may occur. Structural analysis of the pool structures, pool mechanical spaces, or other spaces will require destructive testing which is not included in the scope of this report.

Image 1: International Swim Center

For the purpose of this report the facility's compliance with current codes and standards will be examined. The current codes and standards that may apply are:

- **Americans with Disabilities Act Accessibility Guidelines for Buildings and Facilities** (ADAAG)
- **Americans with Disabilities Act** (ADA)
- **California Plumbing Code** (CPC), 2022 Edition
- **California Building Code** (CBC), **Chapter 31B**, 2022 Edition
- **California Mechanical Code** (CMC), 2022 Edition
- **California Fire Code** (CFC), 2022 Edition
- **International Swimming Pool and Spa Code** (ISPSC) **Standards,** 2021 Edition
- **Model Aquatic Health Code** (MAHC), 2023 Edition
- **Pool and Hot Tub Alliance Standards** (PHTA)
- **Federal Virginia Graeme Baker Pool and Spa Safety Act** (VGBA)
- **California AB1020** (AB1020)
- **Occupational Safety and Health Administration** (OSHA)
- **National Federation of State High School Associations** (CIF)
- **USA Swimming**
- **USA Water Polo**

The International Swim Center was built in 1967. The data compiled in this section of the report is based upon information from 1966 original drawings and staff, as well as images taken by ADG and observations made during the site visit.

50-Meter x 75-Yard Competition Pool:

- **Dimensions:** 164'-1½" long x 75'-1" wide (per drawings)
- **Perimeter:** 478 linear feet (per drawings)
- **Surface Area:** 12,300 square feet (per drawings)
- **Volume:** 547, 116 gallons (per drawings)
- **25-Yard Lanes:** Twenty (20), 7'-0" in width (observed during site visit)
- **50-Meter Lanes:** Nine (9), 8'-0" in width (per drawings)
- **Depths:** 4'-6" to 6'-6" (per drawings)
- **Finish:** Plaster and tile (observed during site visit)
- **Underwater Lights:** Thirty-two (32) (per drawings)
- **Pool Main Drains:** Two (2) 18" x 18" (observed during site visit)
- **Gutter:** Perimeter gutter system (observed during site visit)
- **Ingress and Egress:** Six (6) sets of grabrails with recessed steps (observed during site visit)
- **Floor Inlets:** Forty (40) (per drawings)
- **Code Minimum Flow Rate:** 1,520 Gallons Per Minute (GPM) (Using 6-hour turnover)
- **Code Minumum Turnover Rate:** 6-hours
- **Actual Flow Rate:** Unknown (no flow meter)
- **Actual Turnover Rate:** Unknown (no flow meter)
- **Design Flow Rate:** 1,200 GPM (per installed valve)
- **Design Turnover Rate:** 8-hours

6-Lane x 25-Yard Instructional Pool:

- **Dimensions:** 75'-1" long x 42'-0" wide (per drawings)
- **Perimeter:** 234 linear feet (per drawings)
- **Surface Area:** 3,150 square feet (per drawings)
- **Volume:** 70,686 gallons (per drawings)
- **25-Yard Lanes:** Six (6), 7'-0" in width (per drawings)
- **Depth:** Constant 3'-0" (per drawings)
- **Finish:** Plaster and tile (observed during site visit)
- **Underwater Lights:** Seven (7) (per drawings)
- **Pool Main Drain:** One (1) 24" x 24" (observed during site visit)
- **Gutter:** Perimeter gutter system (observed during site visit)
- **Ingress and Egress:** Four (4) sets of grabrails with recessed steps (observed during site visit)
- **Floor Inlets:** Fourteen (14) (per drawings)
- **Code Minimum Flow Rate:** 196 Gallons Per Minute (GPM) (Using 6-hour turnover)
- **Code Minumum Turnover Rate:** 6-hours
- **Actual Flow Rate:** Unknown (no flow meter)
- **Actual Turnover Rate:** Unknown (no flow meter)
- **Design Flow Rate:** 200 GPM (per installed valve)
- **Design Turnover Rate:** 8-hours

Mechanical (Comingled) and Chemical Systems:
(Observed During Site Visit)

- **Diatomaceous Earth (D.E.) Filter Tank (x1) with Slurry**
  - Designed Total Filter Surface Area: 760 FT^2
  - Actual Total Filter Surface Area: 659 FT^2
  - Designed Filter Media Rate: 1.84 GPM / FT^2 at 1,400 GPM
  - Actual Filter Media Rate: 2.12 GPM / FT^2 at 1,400 GPM
- **Recirculation Pump**
  - Make: Unknown
  - Model: Unknown
  - Horsepower: 30
- **Recirculation Motor**
  - Make: Unknown
  - Model: Unknown
  - Horsepower: 30
- **Heating System**
  - Make: RBI
  - Model: CP4000
  - BTU Maximum Output: Unknown
  - Maximum Thermal Efficiency: Unknown
- **Chemical Control Monitor**
  - Make: BecSys
  - Model: System 3
- **Sanitation**
  - Liquid Chlorine (Sodium Hypochlorite) bulk tanks
  - 500 gallon capacity (x2) plus one (1) for Diving Pool
  - Stenner 85M5 and 45M4 chemical metering pumps: 120 total gallons per day feed rate capacity
- **pH Control**
  - Liquid Acid (Hydrochloric Acid)
  - No access to room during site visit
- **50-Meter Pool Suction Pipe Size and Flow Velocity**
  - Suction Pipe Size: 10-inch schedule 80
  - Suction Flow Velocity: 9.07 Feet Per Second (FPS)
- **50-Meter Pool Return Pipe Size and Flow Velocity**
  - Return Pipe Size: 6-inch schedule 80
  - Return Flow Velocity: 7.39 FPS
- **Instructional Pool Suction Pipe Size and Flow Velocity**
  - Suction Pipe Size: 6-inch schedule 80
  - Suction Flow Velocity: 5.58 FPS
- **Instructional Pool Return Pipe Size and Flow Velocity**
  - Return Pipe Size: 4-inch schedule 80
  - Return Flow Velocity: 5.58 FPS

Diving Pool:

- **Dimensions:** 75'-1" long x 60'-0" wide (per drawings)
- **Perimeter:** 270 linear feet (per drawings)
- **Surface Area:** 4,500 square feet (per drawings)
- **Volume:** 572,220 gallons (per drawings)
- **Depth:** Constant 17'-0" (per drawings)
- **Finish:** Plaster and tile (observed during site visit)
- **Underwater Lights:** Twenty-four (24) (per drawings)
- **Pool Main Drains:** Two (2) 24" x 24" (observed during site visit)
- **Gutter:** Perimeter gutter system (observed during site visit)
- **Ingress and Egress:** Four (4) sets of grabrails with recessed steps (observed during site visit)
- **Floor Inlets:** Twenty (20) (per drawings)
- **Code Minimum Flow Rate:** 1,590 Gallons Per Minute (GPM) (Using 6-hour turnover)
- **Code Minumum Turnover Rate:** 6-hours
- **Actual Flow Rate:** Unknown (no flow meter)
- **Actual Turnover Rate:** Unknown (no flow meter)
- **Design Flow Rate:** 1,200 GPM
- **Design Turnover Rate:** 8-hours

Image 2: Diving Pool Piping

Mechanical and Chemical Systems: (Observed During Site Visit)

- **Diatomaceous Earth (D.E.) Filter Tank (x1) with Slurry**
  - Designed Total Filter Surface Area: 760 FT^2
  - Actual Total Filter Surface Area: 659 FT^2
  - Designed Filter Media Rate: 1.84 GPM / FT^2 at 1,400 GPM
  - Actual Filter Media Rate: 2.12 GPM / FT^2 at 1,400 GPM
- **Recirculation Pump**
  - Make: Unknown
  - Model: Unknown
  - Horsepower: 25
- **Recirculation Motor**
  - Make: Unknown
  - Model: Unknown
  - Horsepower: 25
- **Heating System**
  - Make: RBI
  - Model: DW1950
  - BTU Maximum Output: Unknown
  - Maximum Thermal Efficiency: Unknown
- **Chemical Control Monitor**
  - Make: BecSys
  - Model: System 3
- **Sanitation**
  - Liquid Chlorine (Sodium Hypochlorite) bulk tanks
  - 500 gallon capacity (x1) plus two (2) for other pools
  - Stenner 45M4 (x2) chemical metering pumps: 70 total gallons per day feed rate capacity
  - Liquid Acid (Hydrochloric Acid)
  - No access to room during site visit
- **Diving Pool Suction Pipe Size and Flow Velocity**
  - Suction Pipe Size: 10-inch schedule 80
  - Suction Flow Velocity: 5.45 Feet Per Second (FPS)
- **Diving Pool Return Pipe Size and Flow Velocity**
  - Return Pipe Size: 6-inch schedule 80
  - Return Flow Velocity: 6.7 FPS

The International Swim Center supports the Santa Clara community and the Bay Area through the following programs:

- Recreational Swimming
- Lap Swimming
- Leisure Swimming
- Adult, Teen, Youth, Infant and Adaptive Learn-To-Swim Programs
- Aquatic Fitness Classes
- Recreational Diving
- Club Diving
- Lane and Facility Rentals
- Party Rentals

Staff indicated that no new or additional programming is desired for the facility and confirmed that the pools and dive tower accommodate existing programs well.

Image 3: Santa Clara Swim Club Sign in Floor

Image 4: Hall of Fame Display



Image 5: Instructional Pool

ADG has determined that the following twenty-one (21) items at the International Swim Center do not comply with current code standards. For each item within the report a description of the condition is given along with a reference to the code that applies. A suggestion of possible remedy and an opinion of probable cost is given for most items. The itemized estimates do not include general conditions and other soft costs that are typically added to any project for a total construction project cost. In addition, many code items trigger the need to bring additional code items into compliance simultaneously. As such, it is difficult to approach the suggested code repairs as individual projects.

ITEM	DESCRIPTION	PAGE #
1.1	Comingled Pools	8
1.2	Turnover Rate for Pools	9
1.3	Gutters for Pools	9
1.4	50-Meter Pool Autofill System	10
1.5	50-Meter Pool Depth for Racing Platforms	10
1.6	50-Meter Pool Piping	11
1.7	Flow Velocity for Pools	11
1.8	50-Meter Pool Floor Inlets	11
1.9	Safety Markers for Pools	12
1.10	Instructional Pool Coping Stones	12
1.11	Diving Pool Turnover Rate	13
1.12	Diving Pool Main Drains	13
1.13	Diving Pool Floor Inlets	13
1.14	Diving Pool Underwater Lights	14
1.15	Diving Pool Finish	14
1.16	Diving Pool Coping Stones	14
1.17	Deck for Pools	15
1.18	Diving Pool Safety Markers	15
1.19	Diving Pool Autofill System	16
1.20	Flow Meters for Pools	16
1.21	Pools Leaking	17

1.1 Comingled Pools:

The 50-Meter Pool and the Instructional Pool operate on the same recirculation system, despite being separate bodies of water. California code requires each pool to have its own recirculation system. The comingled pools are in violation of CBC, Chapter 31B:

> *3123B.1 System description. Each pool shall be provided with a separate recirculation system designed for the continuous recirculation, filtration and disinfection of the pool water. The system shall consist of pumps, filters, chemical feeders, skimmers or perimeter overflow systems, valves, pipes, connections, fittings and appurtenances.*

To separate the pools requires installing new piping and corresponding mechanical equipment to operate each individual pool. To accommodate an additional set of mechanical equipment the layout in the mechanical room needs to be reconfigured. During this process existing mechanical equipment that is dated could be, and in some cases would have to be, replaced. Additionally, this process would require draining of the pools as well as demolition of the decks. Upon completion of the install for new piping and mechanical equipment, the decks would have to be reconstructed and the pools replastered and refilled with water.

The following estimate is for new mechanical systems, new underground piping, a new surge tank and removal and replacement of the deck. For the full project scope and cost see page 23.

(Estimated Cost- $4,579,575.00)

Image 6: 50-Meter and Instructional Pools

1.2 Turnover Rate for Pools:

The 50-Meter Pool and Instructional Pool's turnover rate should meet or exceed 6-hours to comply with code. The pools were designed for a 7.6-hour turnover, which is in violation of CBC, Chapter 31B:

> *3124B. Turnover Time. The recirculation system shall have the capacity to provide a complete turnover of pool water in:*
>
> *1. One-half hour or less for a spa pool; and*
> *2. One-half hour or less for a spray ground; and*
> *3. One hour or less for a wading pool; and*
> *4. Two hours or less for a medical pool; and*
> *5. Six hours or less for all other types of public pools.*

The pool systems should be revised to meet the code required minimum 6-hour turnover rate. This can be addressed when resolving item 1.1. See page 23 for the project scope and cost to address this code item.

1.3 Gutters for Pools:

The 50-Meter Pool and Instructional Pool's gutters are operating below the gutter lip due to flooding when the pools are full of swimmers. As a result, the pools do not skim the surface water when the pools are not full of swimmers. This condition is in violation of CBC, Chapter 31B:

> *3136B. Pool Skimming Systems. The pool shall be equipped with one or more skimming methods to provide continuous skimming of the pool water and shall be capable of continually withdrawing not less than 100 percent of the flow rate.*

The gutter and gutter piping should be modified to meet the code requirement for constant skimming. The following estimate is for gutter and gutter piping replacement for both pools (this item is included in the project scope on page 23).

(Estimated Cost- $882,000.00)

Image 7: 50-Meter and Instructional Pools

Image 8: Instructional Pool Gutter

1.4 50-Meter Pool Autofill System:

The 50-Meter Pool is filled with water manually. The lack of an automatic fill system is in violation of CBC, Chapter 31B:

> *3127B.3. Makeup Water. Automatic makeup water flow controls with a manual override control shall be provided to maintain the proper pool water level.*

An automatic fill system should be installed. The following estimate is for an automatic fill system to connect to the existing waterline piping (this item is included in the project scope on page 23).

(Estimated Cost- $20,000.00)

1.5 50-Meter Pool Depth for Racing Platforms:

The 50-Meter Pool has racing platforms installed in all 50-meter and 25-yard course locations. All of the 50-meter course starting platforms are installed where the pool water depth is 4'-6". The majority of the 25-yard short-course starting platforms are installed where the pool water depths are 4'-6" to 6'-0". California Building Code requires a universal No-Diving symbol be placed adjacent to every deck depth marker where the water depth is 6-feet or less. See CBC, Chapter 31B:

> *3110B.5. No diving markers. For pool water depths 6 feet or less no diving markers with the universal symbol of no diving...*

The starting platforms should be removed from all locations where the water is 6' deep or less to enhance safety and comply with code. Staff can remove the starting platforms from the deck.

Image 9: Example Autofill System



Image 10: Starting Platform in 4'-6" Depth of Water

1.6 50-Meter Pool Piping:

The 50-Meter Pool suction piping larger than 6-inches is transite pipe, which contains asbestos. Asbestos concrete, which was a common building material during the time of initial construction, is now in violation of CBC, Chapter 31B and California Plumbing Code:

> *3125B.1.1. Materials. All piping, tubing and fittings shall comply with the applicable standards for potable water system materials set forth in Chapter 6 of the California Plumbing Code.*

A hazardous material abatement process for the piping would be required during pool and deck demolition, increasing costs. The following estimate is for hazardous material removal and disposal for the piping (this item is included in the project scope on page 23).

(Estimated Cost- $175,000.00)

1.7 Flow Velocity for Pools:

The 50-Meter Pool and Instructional Pool have a flow velocity for suction piping of 9.07 Feet Per Second (FPS). The flow velocity exceeds the allowances in CBC, Chapter 31B:

> *3125B.1. Line sizes. Pipes shall be sized so flow velocity of piping systems including all pipes and fittings other than inlet devices or venturi throats shall not exceed 6 feet per second in any suction or copper piping and 8 feet per second in any portion of the return system.*

High flow velocities can erode pipes and either cause leaking or replacement ahead of typical lifecycles. Old standards allowed PVC pipe velocities of up to 10 feet per second. With extra diligence the system can continue to operate at the current velocity. When the opportunity arises to provide separate systems for each pool the piping can change to have compliant flow velocities. The piping from the pools to the mechanical room as well as inside the mechanical room would need replacing to achieve flow velocities that do not exceed 6 FPS on the suction side and 8 FPS on the return side. This code item can be addressed when resolving item 1.1. The following estimate is for new piping (this item is included in the project scope on page 23).

(Estimated Cost- $150,000.00)

1.8 50-Meter Pool Floor Inlets:

The 50-Meter Pool has forty (40) floor inlets for recirculation. California Code requires all swimming pools that are 40-feet wide or wider use floor inlets spaced evenly throughout the pool to assure effective distribution of chlorine for proper disinfection and water quality. The swimming pool is 75-feet wide and greater than 3,000 square feet. CBC, Chapter 31B states:

> *3137B.2.4 Floor inlets. Pools that are greater than 40 feet (12,192 mm) in width or 3,000 square feet (278.7 mm²) in surface area shall have floor-mounted return inlets. The number of floor inlets shall be in compliance with Section 3137B.2. All floor inlet fittings shall be located to provide uniform circulation and shall be installed so as to be flush with the surface of the pool bottom.*

California Code requires two (2) inlets for the first 10,000 gallons of water and one (1) inlet thereafter per additional 10,000 gallons of water. CBC, Chapter 31B states:

> *3137B.2 Inlet fittings. Each pool shall be provided with not less than two recirculation system inlets for the first 10,000 gallon capacity and one additional inlet for each additional 10,000 gallon or less capacity.*

To comply with code the number of floor inlets would be fifty-five (55). To install floor inlets in the swimming pool the pool would have to be drained and trenches cut in the pool floor to install new under pool piping. Then floor inlets would be installed and the pool floor concrete replaced. In order to do the trenchwork the pool plaster would have to be removed and replaced. The pool would have to be refilled with water and chemically balanced. The following estimate represents trenchwork, fifty-five (55) new floor inlets and related piping, and pool floor concrete (this item is included in the project scope on page 23). It is not reflective of pool plaster removal and replacement or costs associated with draining and refilling the pool with water (see page 23).

(Estimated Cost- $180,000.00)

1.9 Safety Markers for Pools:

The 50-Meter Pool and Instructional Pool are missing code-compliant "No Diving" graphic markers where the water depths are 6-feet or less. The lack of proper "No Diving" graphic markers is in violation of CBC, Chapter 31B:

> *3110B.5. No diving markers. For pool water depths 6 feet or less no diving markers with the universal symbol of no diving, which is a red circle with a slash through it superimposed over the image of a diver, shall be installed on the deck directly adjacent to the depth markers required by Section 3110B.4.1. No diving markers shall comply with Section 3110B.4.4 (2-3).*

Proper "No Diving" graphic markers can be installed by bushing down deck concrete and laying down code-compliant "No Diving" tile graphic markers. If the pool deck is to be completely replaced these safety markers would be included in that cost, along with all required depth markers (see page 23). The following estimate is for a retrofitted install of "No Diving" tile graphic markers on the pool deck in locations where the water depth is 6-feet or less.

(Estimated Cost- $8,000.00)

1.10 Instructional Pool Coping Stones:

The Instructional Pool coping stones are rough and pitted, creating places for bacteria and pathogens to grow. Code requires these surfaces to be non-porous to prevent recreational water illness outbreaks. See CBC, Chapter 31B:

> *3108B.2. Finish. The finished pool shall be lined with a smooth waterproof interior finish that will withstand repeated brushing, scrubbing and cleaning procedures. The interior pool finish shall completely line the pool to the tile lines, coping or cantilevered deck.*

The coping stones should be replaced. The following estimate is for replacement coping stones (this item is included in the project scope on page 23).

(Estimated Cost- $50,000.00)

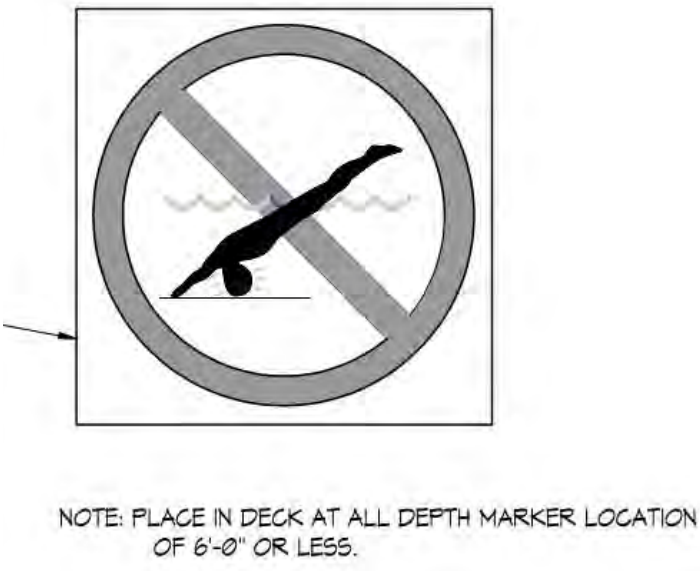

Image 11: Example of "No Diving" Graphic Marker



Image 12: Instructional Pool Coping Stones

1.11 Diving Pool Turnover Rate:

The Diving Pool's turnover rate should meet or exceed 6-hours to comply with code. The pool was designed for an 8-hour turnover, which is in violation of CBC, Chapter 31B:

> *3124B. Turnover Time. The recirculation system shall have the capacity to provide a complete turnover of pool water in:*
>
> *1. One-half hour or less for a spa pool; and*
> *2. One-half hour or less for a spray ground; and*
> *3. One hour or less for a wading pool; and*
> *4. Two hours or less for a medical pool; and*
> *5. Six hours or less for all other types of public pools.*

The pool system should be revised to meet the code required minimum 6-hour turnover rate. This will require the removal of the surrounding pool deck, underground piping, under pool piping and an update to the mechanical equipment. See page 24 for the full project scope and cost to address this code item.

1.12 Diving Pool Main Drains:

The Diving Pool main drains were not designed to be hydraulically balanced as required by code. CBC, Chapter 31B states:

> *3162B. Anti-Entrapment Devices and Systems. Every swimming pool constructed on or after January 1, 2010, shall have at least two suction outlets per pump that are hydraulically balanced and symmetrically plumbed through one or more "T" fittings, and that are separated by a distance of at least three feet in any dimension between the suction outlets.*

New main drains and related under pool piping should be installed. The following estimate is for new main drains and related piping (this item is included in the project scope on page 24).

(Estimated Cost- $387,500.00)



Image 13: Diving Pool Main Drain

1.13 Diving Pool Floor Inlets:

The Diving Pool has twenty (20) floor inlets for recirculation and all of them are missing their adjustable flow inserts. California Code requires all swimming pools that are 40-feet wide or wider use floor inlets spaced evenly throughout the pool to assure effective distribution of chlorine for proper disinfection and water quality. The swimming pool is 75-feet wide and greater than 3,000 square feet. CBC, Chapter 31B states:

> *3137B.2.4 Floor inlets. Pools that are greater than 40 feet (12,192 mm) in width or 3,000 square feet (278.7 mm²) in surface area shall have floor-mounted return inlets. The number of floor inlets shall be in compliance with Section 3137B.2. All floor inlet fittings shall be located to provide uniform circulation and shall be installed so as to be flush with the surface of the pool bottom.*

California Code requires two (2) inlets for the first 10,000 gallons of water and one (1) inlet thereafter per additional 10,000 gallons of water. CBC, Chapter 31B states:

> *3137B.2 Inlet fittings. Each pool shall be provided with not less than two recirculation system inlets for the first 10,000 gallon capacity and one additional inlet for each additional 10,000 gallon or less capacity.*

To comply with code the number of floor inlets would be fifty-eight (58). To install floor inlets in the swimming pool the pool would have to be drained and trenches cut in the pool floor to install new under pool piping. Then floor inlets would be installed and the pool floor concrete replaced. In order to do the trenchwork the pool plaster would have to be removed and replaced. The pool would have to be refilled with water and chemically balanced. The following estimate represents trenchwork, fifty-eight (58) new floor inlets and related piping, and pool floor concrete (this item is included in the project scope on page 24). It is not reflective of pool plaster removal and replacement or costs associated with draining and refilling the pool with water (see page 24).

(Estimated Cost- $95,000.00)

1.14 Diving Pool Underwater Lights:

The Diving Pool underwater pool lights are not working on the north side of the pool. Staff report that this is due to compromised underground conduits being broken possibly by settlement from the dive tower, which does not allow new wires to be pulled through. New underground conduits and underwater pool lights should be installed to ensure the safety of patrons during early morning and evening hours of operation. The following estimate is for new underwater lights (this item is included in the project scope on page 24).

(Estimated Cost- $185,000.00)



Image 14: Diving Pool Floor Inlet Without Flow Insert



Image 15: Underwater Light in Diving Pool

1.15 Diving Pool Finish:

The Diving Pool finish is in need of replacement. The surface is delaminating, creating a porous finish for pathogens to grow. The aging finish is in violation of CBC, Chapter 31B:

> *3108B.2. Finish. The finished pool shell shall be lined with a smooth waterproof interior finish that will withstand repeated brushing, scrubbing, and cleaning procedures. The interior pool finish shall completely line the pool to the tile lines, coping, or cantilevered deck.*

The National Plasterers Association states that swimming pool plaster should be expected to last between 12-15 years under normal conditions. As plaster ages water gets closer to the underlying structure of the pool shell and the result can be oxidation and deterioration of the steel rebar which can increase the risk of leaks and structural failure of the pool shell. A failing pool finish may also harbor pathogens, which could affect the health and safety of patrons.

The plaster must be replaced. The tile is recommended to be replaced at the same time. A new finish for the pool will improve safety for patrons and help protect against leaks and structural concerns. The industry standard for pool plaster is to use a quartz-based plaster with tile. The following estimate includes removal of all existing previous pool finish to bare concrete and the installation of a new plaster and tile finish (this item is included in the project scope on page 24). The following estimate also includes waterproofing the surge tank, costs associated with draining and refilling the pool with water, and costs to balance the chemicals. Sometimes in older pools as existing plaster is removed underlying conditions can be worse than expected and consequently increase both the scope and cost of a plaster renovation due to concrete shell repairs.

(Estimated Cost- $337,500.00)

Alternative pool finishes to plaster and tile include fiberglass, liners and Myrtha's RenovAction system. If the City is interested in information for alternative finishes ADG can be consulted for details, including costs.

Image 16: Delaminating Plaster in Diving Pool

1.16 Diving Pool Coping Stones:

The Diving Pool coping stones are rough and pitted, creating places for bacteria and pathogens to grow. Code requires these surfaces to be non-porous to prevent recreational water illness outbreaks. See CBC, Chapter 31B:

> *3108B.2. Finish. The finished pool shall be lined with a smooth waterproof interior finish that will withstand repeated brushing, scrubbing and cleaning procedures. The interior pool finish shall completely line the pool to the tile lines, coping or cantilevered deck.*

The coping stones should be replaced. The following estimate is for replacement coping stones (this item is included in the project scope on page 24).

(Estimated Cost- $60,000.00)

Image 17: Diving Pool Coping Stones

Image 18: Failing Pool Deck

1.17 Deck for Pools:

The deck for the pools is in need of replacement to continue to safely serve patrons, athletes and spectators. The deck is failing with delamination, rough and porous areas, differential movement and cross slopes greater than 2%. These conditions are in violation of CBC, Chapter 31B:

> *3114B.1. General. A minimum continuous and unobstructed 4-foot wide slip resistant, cleanable, nonabrasive deck area of concrete or like material shall be provided flush with the top of the pool coping extending completely around the pool, and the deck area shall further extend 4 feet on both sides and rear of any diving board, fixed disabled access assistance device or slide and their appurtenances. The deck width shall be measured from the poolside edge of the coping lip.*

These deck issues will worsen with time. An estimate for a pool deck replacement is provided, including demo of the existing deck and a medium broom finish concrete with slot drains (this item is included in the project scope on page 23). Required deck depth markers and "no diving" markers would be replaced during deck replacement.

(Estimated Cost- $1,100,000.00)

1.18 Diving Pool Safety Markers:

Waterline depth markers are missing from the waterline tile in the Diving Pool. The lack of proper waterline depth markers is in violation of CBC, Chapter 31B:

> *3110B.4.2. Position. Where required by Section 3110B.4.1, depth markers shall be located in the following positions:*
>
> *2. For pools with perimeter overflow systems where coping cantilevers over the gutter depth markers may be positioned at the face of the cantilevered coping, the back wall above the gutter or immediately below the waterline which will result in the depth markers being completely submerged; or*

Waterline tile depth markers can be installed by removing and replacing waterline tiles. If the pool finish is to be completely replaced, these waterline tile depth markers are included in the cost estimate in section 1.15 (also included in the project scope on page 24). The following estimate is for a retrofitted install of waterline tile depth markers at all depth locations.

(Estimated Cost- $12,000.00)

Image 19: No Waterline Depth Marker

1.19 Diving Pool Autofill System:

The Diving Pool is filled with water manually. The lack of an automatic fill system is in violation of CBC, Chapter 31B:

> *3127B.3. Makeup Water. Automatic makeup water flow controls with a manual override control shall be provided to maintain the proper pool water level.*

An automatic fill system should be installed. The following estimate is for an automatic fill system to connect to the existing waterline piping (this item is included in the project scope on page 24).

(Estimated Cost- $20,000.00)

1.20 Flow Meters for Pools:

ADG did not observe flow meters for the pools during the site visit. The lack of flow meters on the pools is in violation of CBC, Chapter 31B:

> *3125B.3. Flow meter. A flow meter shall be provided on each recirculation system accurate to within 10 percent of flow and installed according to the manufacturer's written instructions with increments in the range of normal flow.*

Any flow meter purchased should be certified, listed and labeled to ANSI / NSF 50 by an ANSI-accredited certification organization. In addition, it is ADG's recommendation to install the flow meters in pipe locations with minimal flow distortion. Adequate straight-run pipe, both upstream and downstream of the flow meter, is recommended to maximize flow profile. Many manufacturers recommend placing a flow meter after a minimum of 10 pipe diameters of straight pipe and having an additional minimum 5 pipe diameters of straight pipe after the flow meter. It is also recommended that the flow meter be located after the filter. The following estimate is for two (2) new digital flow meters certified, listed and labeled to ANSI / NSF 50 (included in the projects scopes on page 23 and 24).

(Estimated Cost- $9,000.00)

Image 20: Example of A Digital Flow Meter

1.21 Pools Leaking:

There are known underground piping leaks, as reported by staff. At least one of the leaks is apparent by the water seeping into the pool pump pit from the underground pipes adjacent to the pit. The drawings show all large pool suction pipes to be concrete asbestos transite pipe. These pipes are notorious for leaking in pool applications after many years of service. Both the 50-Meter Pool and the Diving Pool have construction joints between the pool walls and the pool floor, which can also be another common source of pool leaks. The leaks should be sourced and repairs made. The following estimate is for leak detection and repairs (this item is included in the project scopes on pages 23 and 24).

(Estimated Cost- $100,000.00)

Image 21: Evidence of Leak in Pump Pit

The following eight (8) items are maintenance items for operations at the International Swim Center. A suggestion of possible remedy and an opinion of probable cost is given for most items. The itemized estimates do not include general conditions and other soft costs that are typically added to any project for a total construction project cost. In the proforma section of this report the itemized costs are totaled to give an example of a total project cost. In addition, many maintenance items are impacted by rectifying code items. As such, it may be difficult to approach each suggested maintenance repair as an individual project.

ITEM	DESCRIPTION	PAGE #
2.1	50-Meter Pool Finish	19
2.2	50-Meter Pool Racing Platforms	19
2.3	Diving Pool Underwater Windows	20
2.4	Floors for Pools	20
2.5	50-Meter Pool Steps	21
2.6	DE Filters for Pools	21
2.7	Pools Heaters and Controllers	22
2.8	Dive Tower	22

2.1 50-Meter Pool Finish:

The 50-meter pool plaster finish is starting to fail with small areas of delamination. This deterioration will accelerate over time. The plaster finish replacement should be planned for the upcoming years. The National Plasterers Association states that swimming pool plaster should be expected to last between 12-15 years under normal conditions. As plaster ages water gets closer to the underlying structure of the pool shell and the result can be oxidation and deterioration of the steel rebar which can increase the risk of leaks and structural failure of the pool shell. The following estimate is for a new plaster and tile finish for the 50-Meter Pool (this item is included in the project scope on page 23).

(Estimated Cost- $738,000.00)

Image 22: Plaster Delaminating in 50-Meter Pool

2.2 50-Meter Pool Racing Platforms:

The 50-Meter Pool's Omega starting platform anti-slip finish has worn off in many areas. These platforms should be repaired or replaced, unless they are eliminated as noted in section 1.5. The following estimate is for anti-slip finish replacement for the starting platforms.

(Estimated Cost- $40,000.00)

Image 23: Aging Anti-Slip Finish on Racing Platforms

Image 24: Diving Pool Underwater Windows

2.3 Diving Pool Underwater Windows:

The Diving Pool underwater windows are deteriorated and starting to leak. These three 3'x 3' windows will continue to deteriorate and require replacement or elimination. These windows are not typically used in modern aquatic centers. Given that nearly every person has a camera on them within their mobile phones there is a concern for inappropriate photos taken through the windows. With modern underwater cameras training aids and underwater viewing can be accommodated without the need for underwater windows. The underwater windows should be removed and eliminated. The following estimate is for removal of the windows.

(Estimated Cost- $160,000.00)

2.4 Floors for Pools:

It should be noted that the pool floors for both the 50-Meter Pool and the Diving Pool have a light steel reinforcement accompanied with a 10/10 woven wire fabric structure. As such, care should be taken if portions of the pool floor are removed for repairs in order to prevent pool walls from failing.

2.5 50-Meter Pool Steps:

The 50-Meter Pool has recessed steps installed in the midpoint of the 50-Meter long walls, which could be a hazard to someone using the lane for flip turns. These recessed steps should be removed and replaced with removeable ladders to avoid the potential hazard. The following estimate is for a removal of the steps and an installation of removeable ladders (this item is included in the project scope on page 23).

(Estimated Cost- $10,000.00)

2.6 DE Filters for Pools:

Staff report that they must drain and clean the diatomaceous earth filter systems every other week or 26 times per year. To accomplish this the staff most close the 50-Meter and Instructional Pools every other Tuesday from 6AM to 3PM and the Diving Pool every other Wednesday from 6AM to 3PM to clean the filter systems. New fully automatic high-rate sand filters would eliminate this requirement for staff labor and pool program closure. The following estimate is for new high-rate sand filter systems for each pool (this item is included in the project scopes on pages 23 and 24).

(Estimated Cost- $1,050,000.00)

Image 25: Recessed Steps in 50-Meter Pool

Image 26: DE Filter

2.7 Pool Heaters and Controllers:

Under current operations staff report that they have had to replace the pool water heat exchangers three (3) times in the last four years. The failure of these heat exchangers is typically due to chemical corrosion. New chemical control and feed systems along with modern titanium external heat exchangers should provide a heating system with an expected life of 12 to 20 years. The following estimate is for replacement heating systems for the pools (this item is included in the project scopes on pages 23 and 24).

(Estimated Cost- $600,000.00)

2.8 Dive Tower:

The dive tower has been deteriorating for some time. The structural viability of this tower will be addressed by others. In the meantime it should be noted that the existing dive tower is constructed with 5-meter, 6.5-meter and 10-meter platforms. Current dive regulations require dive platforms of 5-meters, 7.5-meters and 10-meters.

Image 27: Diving Pool Heater

Image 28: Diving Platform in Tower

The following proforma budget of the International Swim Center provides estimated costs to separate the comingled pools (50-Meter Pool and Instructional Pool). This project also addresses some of the code and maintenance concerns outlined in the report and improves pool operations. All repairs or replacements would be designed and constructed to current code standards.

International Swim Center
Separation of 50-Meter and Instructional Pool Co-Mingled Systems
Proforma Budget Estimated Opinion of Probable Cost

ITEM	DESCRIPTION	QTY	UNIT	UNIT PRICE	EXTENSIONS
1.0	CONSTRUCTION COSTS				
1.1	Remove and Replace Pool Deck & Deck Drains	20,000	SF	$ 55.00	$ 1,100,000.00
1.2	New Under Pool Piping 50-Meter Pool	1	LS	$ 180,000.00	$ 180,000.00
1.3	New 50-Meter Pool Main Drains	1	LS	$ 50,000.00	$ 50,000.00
1.4	New 50-Meter Pool Underground Piping	1	LS	$ 95,000.00	$ 95,000.00
1.5	New 50-Meter Pool Mechanical Equipment	1	LS	$ 400,000.00	$ 400,000.00
1.6	Conversion of the Filter Pit to Pump Pit	1	LS	$ 75,000.00	$ 75,000.00
1.7	New 50-Meter Pool Plaster and Tile	12,300	SF	$ 60.00	$ 738,000.00
1.8	New 50-Meter Pool Surge Tank	1	LS	$ 60,000.00	$ 60,000.00
1.9	New 50-Meter Pool Underwater Lights	32	EA	$ 3,000.00	$ 96,000.00
1.10	New 50-Meter Pool Stairs	1	LS	$ 60,000.00	$ 60,000.00
1.11	New Instructional Pool Main Drains	1	LS	$ 60,000.00	$ 60,000.00
1.12	New Instructional Pool Underground Piping	1	LS	$ 65,000.00	$ 65,000.00
1.13	New Instructional Pool Mechanical Equipment	1	LS	$ 250,000.00	$ 250,000.00
1.14	New Instructional Pool Surge Tank	1	LS	$ 10,000.00	$ 10,000.00
1.15	New Instructional Pool Plaster and Tile	3,150	SF	$ 50.00	$ 157,500.00
1.16	New Instructional Pool Underwater Lights	7	EA	$ 3,000.00	$ 21,000.00
1.17	New Instructional Pool Walk-Out Stairs	1	LS	$ 60,000.00	$ 60,000.00
1.18	New ADA Access Both Pools	2	EA	$ 15,000.00	$ 30,000.00
1.19	**Subtotal**				**$ 3,507,500.00**
1.20	General Contractor Mark-Up/Overhead	15%			$ 526,125.00
1.21	Construction Contingency Costs	10%			$ 350,750.00
1.22	Design Contingency	5%			$ 175,375.00
1.23	**SUBTOTAL CONSTRUCTION & EQUIPMENT COSTS**				**$ 4,559,750.00**
1.24	Construction Escalation	**1**	**YRS**	**5.0%**	**$ 227,987.50**
1.25	**TOTAL CONSTRUCTION & EQUIPMENT COST W/ ESCALATION**				**$ 4,787,737.50**
2.0	FF&E				
2.1	Pool Deck & Safety Equipment (Allowance)	1	LS	$ 30,000.00	$ 30,000.00
2.2	**TOTAL FF&E**				**$ 30,000.00**
3.0	NONCONSTRUCTION COSTS				
3.1	**Soft Costs**	**30%**			**$ 1,445,321.25**
4.0	**TOTAL ESTIMATED PROJECT COST**				**$ 6,263,058.75**

The following proforma budget of the International Swim Center provides estimated costs to replace the mechanical system and related piping for the Diving Pool to comply with turnover rates under current code. This project also addresses some of the code and maintenance concerns outlined in the report and improves pool operations. All repairs or replacements would be designed and constructed to current code standards.

International Swim Center
Diving Pool 6-Hour Turnover Rate Upgrade
Proforma Budget Estimated Opinion of Probable Cost

ITEM	DESCRIPTION	QTY	UNIT	UNIT PRICE	EXTENSIONS
1.0	CONSTRUCTION COSTS				
1.2	New Under Pool Piping Dive Pool	1	LS	$ 140,000.00	$ 140,000.00
1.3	New Dive Pool Main Drains	1	LS	$ 50,000.00	$ 50,000.00
1.4	New Dive Pool Underground Piping	1	LS	$ 95,000.00	$ 95,000.00
1.5	New Dive Pool Mechanical Equipment	1	LS	$ 400,000.00	$ 400,000.00
1.6	Conversion of the Filter Pit to Pump Pit	1	LS	$ 75,000.00	$ 75,000.00
1.7	New Dive Pool Plaster and Tile	4,500	SF	$ 75.00	$ 337,500.00
1.8	New Dive Pool Surge Tank	1	LS	$ 60,000.00	$ 60,000.00
1.9	New Dive Pool Underwater Lights	24	EA	$ 3,000.00	$ 72,000.00
1.10	New ADA Access Both Pools	1	LS	$ 15,000.00	$ 15,000.00
1.11	**Subtotal**				**$ 1,244,500.00**
1.12	General Contractor Mark-Up/Overhead	15%			$ 186,675.00
1.13	Construction Contingency Costs	10%			$ 124,450.00
1.14	Design Contingency	5%			$ 62,225.00
1.15	**SUBTOTAL CONSTRUCTION & EQUIPMENT COSTS**				**$ 1,617,850.00**
1.16	Construction Escalation	**1**	**YRS**	**5.0%**	**$ 80,892.50**
1.17	**TOTAL CONSTRUCTION & EQUIPMENT COST W/ ESCALATION**				**$ 1,698,742.50**
2.0	FF&E				
2.1	Pool Deck & Safety Equipment (Allowance)	1	LS	$ 30,000.00	$ 30,000.00
2.2	**TOTAL FF&E**				**$ 30,000.00**
3.0	NONCONSTRUCTION COSTS				
3.1	**Soft Costs**	**30%**			**$ 518,622.75**
4.0	**TOTAL ESTIMATED PROJECT COST**				**$ 2,247,365.25**

The following proforma budget of the International Swim Center provides estimated costs to replace all of the pools in-kind. All replacements would be designed and constructed to current code standards.

International Swim Center
Replacement Pools
Proforma Budget Estimated Opinion of Probable Cost

ITEM	DESCRIPTION	QTY	UNIT	UNIT PRICE	EXTENSIONS
1.0	CONSTRUCTION COSTS				
1.1	Demo and Dispose of Pools and Pool Deck	1	LS	$ 250,000.00	$ 250,000.00
1.2	New Dive Pool and Mechanical Equipment	6,150	SF	$ 350.00	$ 2,152,500.00
1.3	New 10-Meter Dive Tower	1	LS	$ 2,000,000.00	$ 2,000,000.00
1.4	New Dive Pool Dry Land Training Allowance	1	LS	$ 500,000.00	$ 500,000.00
1.5	New Dive Pool Surge Tank	1	LS	$ 60,000.00	$ 60,000.00
1.6	New 50-Meter Competition Pool & Mech. Equip.	12,300	SF	$ 320.00	$ 3,936,000.00
1.7	New 50-Meter Pool Surge Tank	1	LS	$ 60,000.00	$ 60,000.00
1.8	New 50-Meter Pool Competitive Equipment	1	LS	$ 325,000.00	$ 325,000.00
1.9	New Instructional Pool & Mechanical Equipment	3,250	SF	$ 305.00	$ 991,250.00
1.10	New Instructional Pool Surge Tank	1	LS	$ 10,000.00	$ 10,000.00
1.11	All Pool Deck Equipment	1	LS	$ 185,000.00	$ 185,000.00
1.12	New Pool Deck and Deck Drainage	20,000	SF	$ 55.00	$ 1,100,000.00
1.13	New Pool Mechanical Space	1	LS	$ -	$ -
1.14	**Subtotal**				**$ 11,569,750.00**
1.15	General Contractor Mark-Up/Overhead	15%			$ 1,735,462.50
1.16	Construction Contingency Costs	10%			$ 1,156,975.00
1.17	Design Contingency	5%			$ 578,487.50
1.18	**SUBTOTAL CONSTRUCTION & EQUIPMENT COSTS**				**$ 15,040,675.00**
1.19	Construction Escalation	**1**	**YRS**	**5.0%**	**$ 752,033.75**
1.20	**TOTAL CONSTRUCTION & EQUIPMENT COST W/ ESCALATION**				**$ 15,792,708.75**
2.0	FF&E				
2.1	Pool Deck & Safety Equipment (Allowance)	0	LS	$ -	$ -
2.2	**TOTAL FF&E**				**$ -**
3.0	NONCONSTRUCTION COSTS				
3.1	**Soft Costs**	**30%**			**$ 4,737,812.63**
4.0	**TOTAL ESTIMATED PROJECT COST**				**$ 20,530,521.38**

Image 28: Instructional Pool

The International Swim Center has proudly served the Santa Clara and Bay Area communities. The pools and dive tower have provided many years of service. In their current condition, they are in need of extensive repairs or replacement to safely and effectively serve.

This document provides an assessment of existing conditions, recommendations for action and options that can be weighed by City staff. It is important to note that this document is based strictly on observations, original drawings and information provided by staff. No information found in this document is provided with any agenda other than fulfilling the contractual obligations between LPA, Inc. and ADG.

On behalf of all of us at Aquatic Design Group we look forward to continuing to help LPA, Inc. and the City of Santa Clara in any way we can to ensure continued aquatic success.

Sincerely,

AQUATIC DESIGN GROUP, INC.

END OF ADG ASSESSMENT FINDINGS.

LPA, INC.

STRUCTURAL

3.0 ASSESSMENT FINDINGS

3.2 LPA, Inc.

3.2.1 Structural

3.2.1.1 Building A - Main Building/ Locker Room

3.2.1.2 Diver Tower and Viewing Windows

3.2.1.3 Large Canopy over Bleachers and Building D Tower

3.2.1.4 Building B and C - Restroom and Concessions

3.2.1.5 Building E,F, and G

STRUCTURAL ASSESSMENT FINDINGS

October 19, 2023

International Swim Center, Santa Clara, CA
Structural Assessment

1. Building A – Administration Building
   a. The center Rotunda requires lateral load resisting system. Existing corner wood posts are not sufficient as lateral load resisting system.

   b. Along the 4 wings of the building, continuous clerestory windows occur along all perimeter walls. As the result, the shear walls are discontinued from the roof framing. Wood posts cantilever over wall panels to resist lateral loads from the roof. This type of lateral load resisting system is not permitted in current code. Further review required to retrofit the lateral load resisting system.
   c. Some exposed steel posts are badly rusted at the base and shall be replaced.
   d. Press box structure above the club office wing does not have defined lateral load resisting system on 4 sides of walls.

e. The red tagged Women's shower and Men's shower addition should be demolished and replaced. The existing wood studs have been severely damaged by steam piping leakage.

2. Diver Tower
   a. Steel stair inside the dive tower is severely rusted and some connections are damaged. Stair is unsafe to use.
   b. Concrete curb adjacent to the stair opening is cracked and exposed rebar is severely rusted.
   c. Diving platforms at the start of the cantilevers have observed cracks on the top surface concrete structural slab. Concern that water will get into these cracks and cause rusting to the rebars. Recommend removing the floor cover to further evaluate the existing condition.



   d. Basic structural system is reasonable. There are a lot of shear walls for the size of the structure. Concrete shear walls are in general good condition.
   e. ICS facility staff mentioned the tower seems to have settled during some recent earthquake. They said they cannot pull the electric cable to change the pool lights along the wall adjacent to the dive tower foundation. The facility staff suspected the pile foundation settlement obstructed the cable. Some moderate cracking observed on the concrete platform at the base of the dive tower structure. These cracks may indicate some settlement of the structure. However, whether the settlement is contributing to the light issue is unknown.

3. Building B – Restroom/Concessions.
   a. Exposed glue-laminated fascia beams appears to be delaminated at many places on the surface. This member may not be structural in naturemay not affect the integrity of the structure.

4. Building D – Canopy Tower.
   a. Severe rusting is found on the roof drain gutter along the perimeter of the canopy roof. These roof drain gutter are made of light gauge sheet metal. Some damaged gutters poses falling hazards to the building or walkway below.

b. Roof trusses of the canopy roof appear in reasonably sound condition. Some of the cover coating has been worn off and exposed the base primer. The original primer appears to be in reasonable shape with minor rusting observed.

c. The canopy tower access structure that houses the access ladder to the top of roof deck is badly damaged. Severe water damage and drywall cracks are observed on all walls of the structure. Rusting of metal stud bottom tracks are observed. Metal stud walls enclosed by the gypsum wall board are anticipated to be badly rusted as well. This is a stand-alone structure without connection to the roof structure. The gravity and lateral load resisting system is primarily metal studs and drywall. With the severity of the damage observed, most of the lateral load resisting system have been compromised, it is unsafe to be inside the structure.

d. There are (8) steel cantilever columns supporting the entire roof structure. Columns are most likely not in compliance with the current building code standard and should be evaluated. An additional steel member, or reinforcing the existing member by welding new member, will be required to strengthen the existing structure. Further analysis will be required to provide recommendations.

5. Canopy Bleachers
   a. Metal stud walls behind the aluminum bleachers appears to be rusted and indicates signs of water damage. Studs shall be replaced and protected.
   b. Severe concrete cracks on steps are found along south end of the bleacher. Evident of differential settlement is observed. Geotechnical engineer should review the existing soil condition and provide recommendations.



6. Building E – Training Room and Storage
   a. This one-story building constructed of wood roof framing and reinforced concrete masonry wall around perimeter is in generally good condition.

7. Building F – Maintenance Storage
   a. Similar construction as Building E with wood roof framing and concrete masonry walls, the building is in generally good condition.

8. Building G – Park Maintenance Storage
   a. This one-story building constructed of wood roof framing over plywood shear walls on all side of the building. A continuous clerestory window along the north and south wall of the structure. The shear wall are discontinuous between roof and top wall. Wood posts connect the roof to the shear wall. This system do not meet the current code requirement.
   b. Evidence of water damage observed at the plywood shear wall near the sill plate.



END OF STRUCTURAL ASSESSMENT FINDINGS.

LPA, INC.

ARCHITECTURE

3.0 ASSESSMENT FINDINGS

3.2 LPA, Inc.

3.2.2 Architectural

3.2.2.1 Facility and Site Egress Review

3.2.2.2 Plumbing Code Review

SITE KEY PLAN

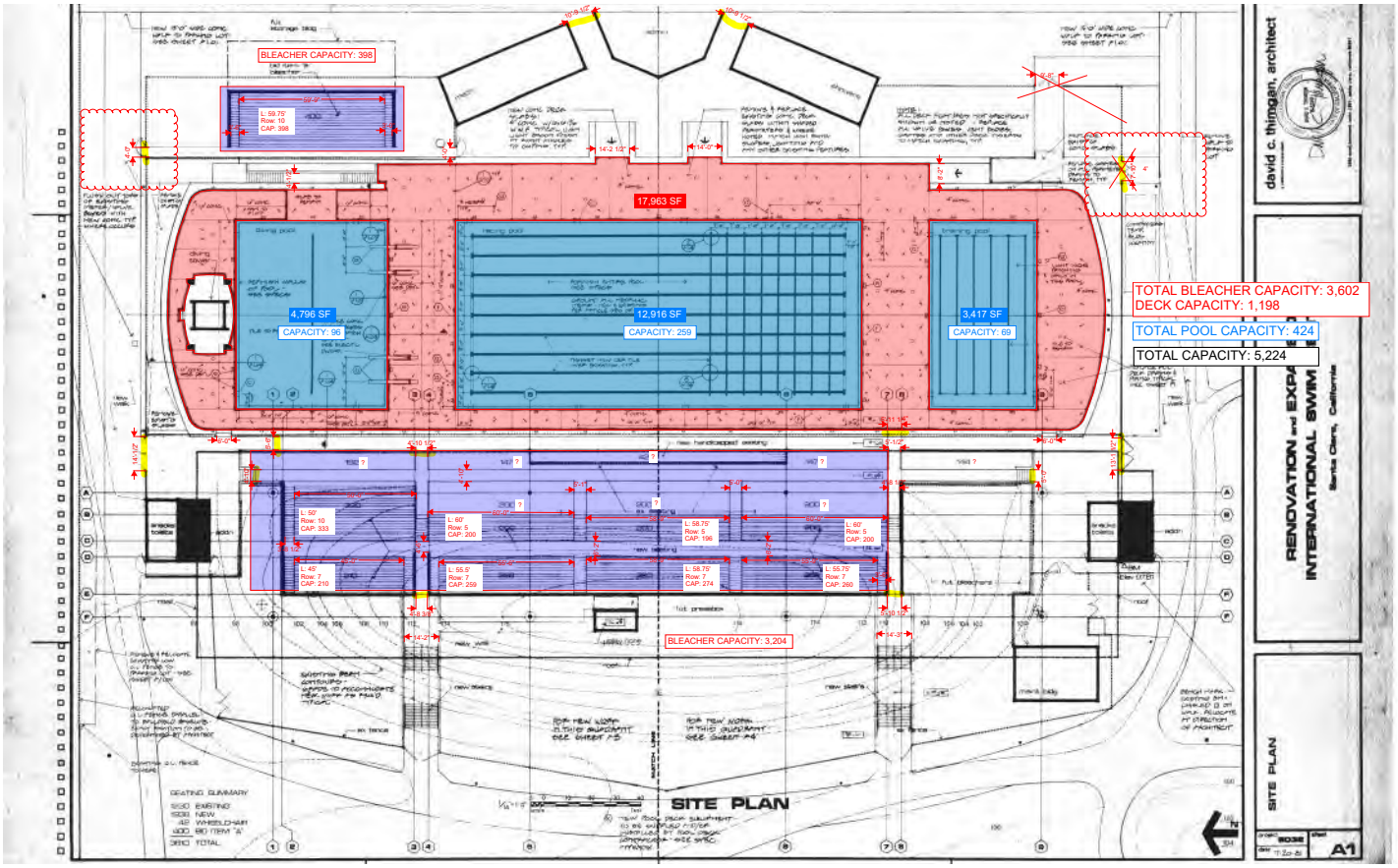

OCCUPANCY LOAD CALCULATIONS - BLEACHERS, POOLS, AND POOL DECKS

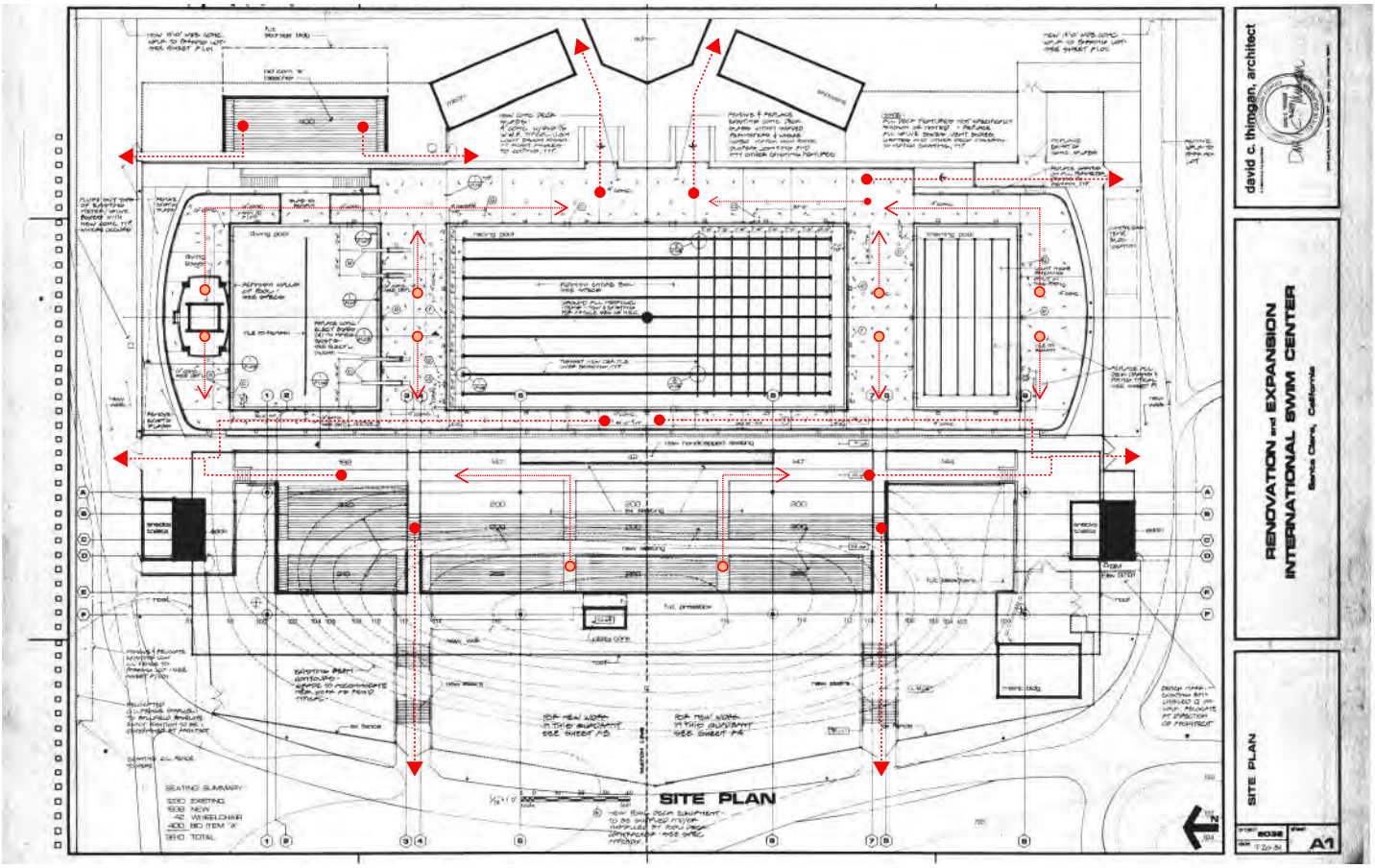

EXIT EGRESS ANALYSIS

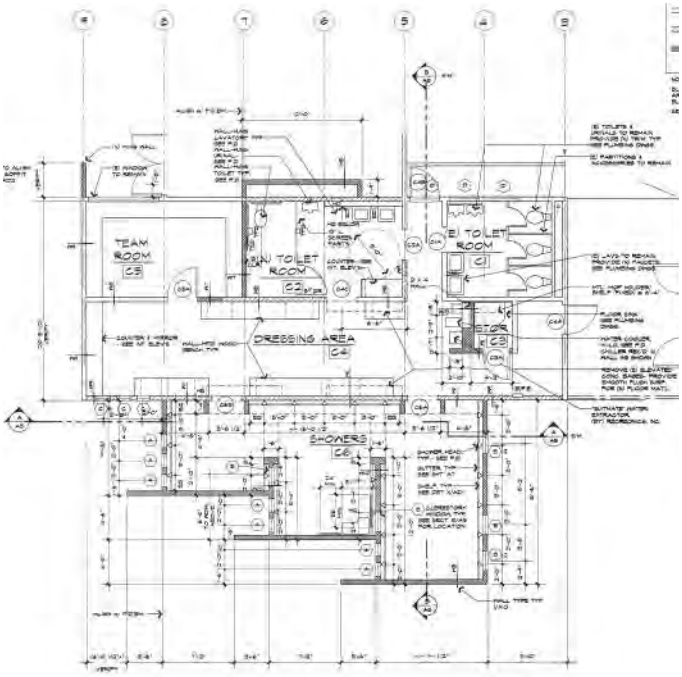

EXISTING BLDG A FLOOR PLAN
SOUTH SHOWER ROOMS

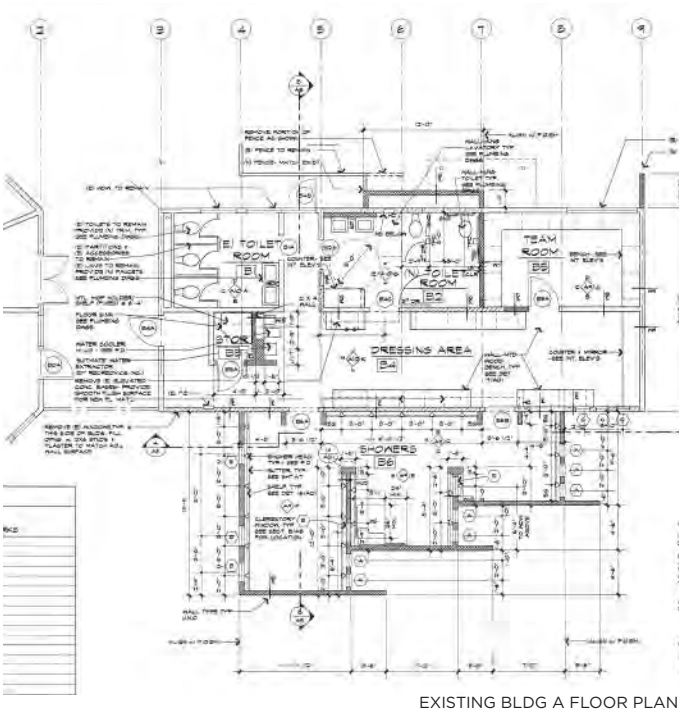

EXISTING BLDG A FLOOR PLAN
NORTH SHOWER ROOMS

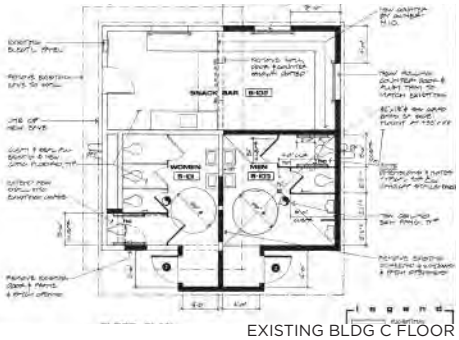

EXISTING BLDG C FLOOR PLAN
RESTROOMS & CONCESSIONS

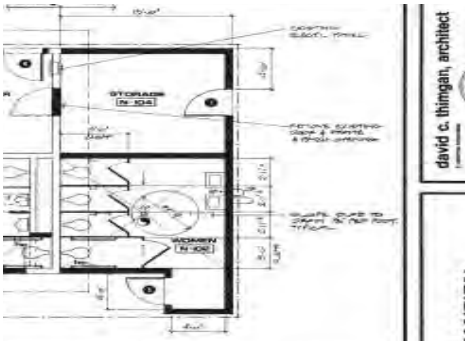

EXISTING BLDG B FLOOR PLAN
RESTROOM & CONCESSIONS

REQUIRED FIXTURES PER 2022 CPC

	WATER CLOSET	URINALS	LAVATORIES	DRINKING FOUNTAINS
MEN'S	10	14	14	14
WOMEN'S	32	0	18	

EXISTING FIXTURES

	WATER CLOSET	URINALS	LAVATORIES	DRINKING FOUNTAINS
MEN'S	8	7	8	12
WOMEN'S	13	0	8	

ARCHITECTURAL ASSESSMENT FINDINGS

Architectural Assessment – Occupancy, Egress Analysis, and Plumbing Code Compliance.

The Santa Clara International Swim Center is a facility that was built in 1967. The original constitution would have followed that year's respective building code requirements. Following new and current codes, which are required for the planning review, the building creates several violations that trigger the facility to be uninhabitable and unsafe until substantial changes are made. Our current review process looks at 3 minimum factors that are requirements in this upgrade: Occupancy, Egress, and Plumbing Count.

The current occupancy, classified per the CBC 2022, categorizes the facility under the A3 and A5 occupancy. This creates a total occupant count of 5,224 occupants, inclusive of the bleachers, bodies of water, and pool deck with minimal occupancy within the supporting structures. Per the CBC 2022 This capacity at the main event area nears the pools and bleachers requires a minimum of 4 complaint exits and a total combined exit width of 87 feet spread throughout all exits.

Observation of the current conditions shows that the facility has a total combined exit width of roughly 45 linear feet, which is nearly half of the requirements needed for an event. Of the 45 feet only (2) gates of approximately 8 feet in width have code-compliant egress gate and hardware for pedestrians. However, two gates with proper hardware are locked by chains and padlocks at all times making them non code-complaint. The remaining exits are not pedestrian gates and are currently used like maintenance gates that are not valid exits when closed.

Based on how the facility currently operates, the main exit path is not in compliance with California Building Code for safe emergency egress. All users are required to enter and exit through a single entry within the main entry building. In an emergency, the main path of egress divides into two directions, only to funnel the two paths back into the buildings in one main exit path. This is not

ARCHITECTURAL ASSESSMENT FINDINGS

compliant with code and a life safety hazard during an emergency.

Should the two site exits off of the main pool deck that have panic hardware be unchained during use, then the pool deck is partially compliant, allowing a maximum number of occupants of 380 or less. If the gates are not unchained during use, then the maximum occupancy of this facility would be 49 occupants, utilizing the front entrance only.

Based on the occupancy, the building code requires that any event with less than 500 occupants would need to have two functional and unchained exits with panic hardware. Having more than 500 occupants would require three exits with panic hardware and the proper widths. Having 1,000 or more occupants would need to have four exits minimum that have panic hardware and the proper amount of exit widths.

Our findings show that it is needed to have additional exit lengths to total 87 feet and a minimum of four exits with panic hardware, per the 2022 California Building Code.

Based on the current plumbing fixtures combined from Main Building A Locker Rooms and the supporting Restroom and Concessions, the plumbing fixtures are greater than 50 percent deficiency from what would be needed at full capacity. Both the size of the restrooms and lockers rooms and quantity of fixtures would need to be increased to meet plumbing fixture requirements. However, this is not possible in the current footprint of the existing building and will require additional square footage in order to achieve the minimum plumbing fixture requirements.

EXISTING CHAINED EXIT

OCCUPIED SPACE

ACTIVE EXITS

LOCKED EXITS

ADDITIONAL EXITS NEEDED

EXIT PATH

CURRENT EGRESS PLAN

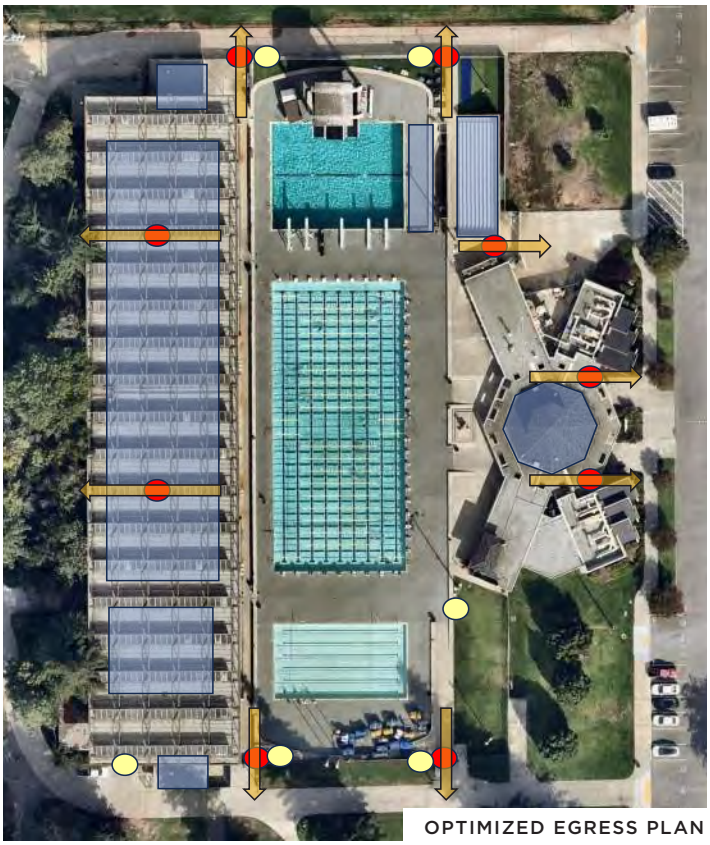

OPTIMIZED EGRESS PLAN

END OF ARCHITECTURAL ASSESSMENT FINDINGS.

SIMPSON GUMPERTZ & HEGER

3.0 ASSESSMENT FINDINGS

3.3 Simpson Gumpertz & Heger (SGH)

3.3.1 Building A - Main Building/Locker Room

3.3.2 Diver Tower and Viewing Windows

3.3.3 Pool Deck

3.3.4 Large Canopy over Bleachers and Building D Tower

SGH ASSESSMENT FINDINGS



TABLE OF CONTENTS

CODES & STANDARDS

ROOFS

EXTERIOR WALL CLADDING & FENESTRATIONS

SHOWER FACILITIES IN BUILDING A

CANOPY BLEACHER STRUCTURE

DIVE TOWER

CONCRETE STRUCTURES & COMPONENTS

CONCRETE STADIUM BLEACHERS & STEPS

STEEL STADIUM ROOF

CODES & STANDARDS

For purposes of this report, compliance with current codes and industry standards will be used to evaluate the condition and performance of the Facility. We also reviewed and considered project-specific documents, such as architectural drawings and condition assessment reports prepared by others. The documents we considered in our analysis include:

- 2022 California Building Code (CBC)
- ASTM E2018-15, Standard Guide for Property Condition Assessments: Baseline Property Condition Assessment Process
- 2023 TCNA Handbook for Ceramic, Glass, and Stone Tile.
- Facility Condition Assessment Report for the International Swim Center prepared by Kitchell for the City of Santa Clara, CA dated 31 January 2018.
- ASTM E797/E797M-21, Standard Practice for Measuring Thickness by Manual Ultrasonic Pulse-Echo Contact Method
- ASTM A168: Tentative Specification for Corrosion Resistant Iron-Chromium and Iron-Chromium-Nickel Alloy Castings for General Application
- ASTM D4580/D4580M-18, Standard Practice for Measuring Delaminations in Concrete Bridge Decks by Sounding

On September 27th, 2023, Christine Diosdado, P.E. and Jesse Sipes, P.E. of SGH, conducted a visual evaluation of roofs, exterior siding, fenestrations, and shower rooms.
Building A contains low-slope, built-up roofs

ROOFS

with a gravel surfacing and steep-slope roofs with architectural asphalt shingles. An octagonal, steep-slope roof covers the main reception/ administration area and saw-tooth roofs extend over the Men's and Women's Showers. The remaining areas of the building (i.e., offices, mechanical rooms, club offices, and the Men's and Women's dressing rooms) are covered by a built-up roof with a gravel ballast.

Other buildings on site (i.e., Buildings B, C, E, F & G) have low-slope, built-up roofs with a gravel surfacing.

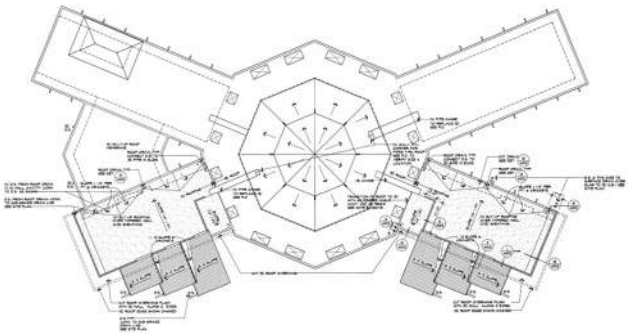

Site Observations & Code Violations

During SGH's site inspection, we noted the following conditions and code violations:

Low-Slope Roofs

- The low-slope roof at Building A has 16 "skylight" openings with no cover, safety barrier, or safety markings. These unprotected roof openings pose a potential fall hazard to the ground level below (Appendix A, Photo 1) and violate the current Code: Section 3212 of the California Code of Regulations (CCR), Title 8 requires roof openings to be guarded by a cover or a guardrail on all sides of the roof opening. This safety hazard is exacerbated by the ease of roof-level access, where a single flight of stairs leads directly to the roof (Appendix A, Photo 2). There are no locked gates or restrictions to the roof level.

- The perimeter of the low-slope roof has no safety barriers, tie-offs, or edge delineation. This condition poses a fall hazard, especially given the unrestricted, roof-level access. This condition also violates the current code: Section 3210 of CCR, Title 8 requires guardrails along roof edges more than 30 inches above the ground. Alternatively, a zone along the roof edge can be marked to discourage anyone from walking within that zone, but zone marking alone is not code-compliant.
- No walkway pads exist leading to the mechanical equipment. Walkway pads delineate safe paths of travel on roofs and reduce foot traffic on the roof surface, thereby reducing wear and tear.
- Approximately 40% of the built-up roof exhibits signs of distress and inadequate drainage, such as bar spots and cracked plies and asphalt.
- Debris (e.g., dislodged asphalt shingles, swimming attire, wood crates) exists on the roof (Appendix A, Photo 3).
- Missing pipe insulation.
- Sheet metal flashings, rooftop mechanical equipment, and other metal roof components exhibited moderate to severe corrosion and rust.
- Wide parapet caps and rooftop mechanical chutes exhibited oil canning (i.e., visible, wavy distortion that affects cold-rolled metal products) (Appendix A, Photo 4).
- The roofs on Buildings B, C, E, F, and G also exhibited signs of wear and tear, such as worn areas and cracked plies.

Steep-Slope Roofs

- Approximately 60-70% of the composite, asphalt shingles at the saw-tooth roofs are inadequately adhered and could be lifted with relative ease. These poorly adhered shingles occur along the rake edge and within the field of the roof (Appendix A, Photos 5 & 6). Algae growth exists on the downslope edges of asphalt shingles (Appendix A, Photos 7 & 8).

- Approximately 70% of the asphalt shingles we checked at the octagonal, steep slope roof are dislodged or inadequately adhered. Most of the asphalt shingles on the hips are dislodged, missing, or have significant granular and • The missing shingles on the hips align with the ceiling cracks, nail pops, and bubbling in the gypsum wallboard below (Appendix A, Photos 9 & 10).



- Sheet metal flashings, rooftop mechanical equipment, and other metal roof components exhibit moderate to severe corrosion and rust (Appendix A, Photos 11 & 12).
- Sealant repairs at flashing were splitting and deteriorated (Appendix A, Photo 13).
- Incomplete integration of roof flashing to stucco-clad walls results in sizeable gaps and exposed stucco lath and accessories (Appendix A, Photo 14).
- Significant wood decay occurs at common and hip rafter exposed ends (Appendix A, Photos 15 & 16).

Service Life Assessment

According to the architectural drawings prepared by Prodis Associates Architects dated 16 June 1999, the low-slope and steep-slope roofs over the Men's and Women's showers and dressing areas are identified as a "new," part of a 1999 expansion project. Therefore, these roofs are 24 years old. The remaining low-slope and steep-slope roofs, which are labeled as "existing," appear to be from the original 1966 construction, making them 57 years old. The typical lifespan for architectural asphalt shingles ranges from 20 to 30 years . The typical useful life for built-up roofs is 20 to 30 years, with some lasting as long as 40 years.

Conclusions & Recommendations

The roofs at this Facility exhibit significant distress and deterioration. Further, the roofs are beyond their useful service life, particularly the low-slope, built-up roofs. Lastly, the layout and configuration of the low-slope roofs near openings and along the perimeter fail to comply with current safety codes and standards. Given the current condition and configuration of the roofs and roof accessories, we recommend wholesale removal and replacement with code-compliant roofs.

EXTERIOR WALL CLADDING & FENESTRATIONS

The exterior walls of Building A are clad with T1-11 plywood siding, 3-coat stucco (cement plaster), and roughcast stucco. The clubhouse office and the south and north walls of the multi-purpose area are clad with T1-11 plywood siding. The mechanical wing and the west wall of the multi-purpose room are clad with roughcast stucco, and the remaining exterior walls are covered with standard, 3-coat stucco.

Buildings B, C, E, F, and G are also clad predominantly with stucco.

According to the architectural drawings prepared by Prodis Associates Architects dated June 16th, 1999, the stucco walls enclosing Men's and Women's showers and dressing areas are identified as "new," built during the 1999 expansion. The wall details on Sheet AD3 require the installation of cement plaster over metal lath over 2 layers of building paper. The two layers of building paper are intended to serve as the code-mandated, water-resistive barrier (WRB) for the stucco wall assembly. The remaining exterior walls including the T-1-11 siding of Building A, which are labeled as "existing," appear to be part of the original 1966 construction, making them 57 years old.

Site Observations & Code Violations

During SGH's site inspection, we noted that several cuts had been made in the perimeter walls outboard of the Men's and Women's showers and were covered with plywood, painted to match the surrounding stucco. To determine the as-built wall assembly and the current condition of the exterior wall components, we asked that the plywood be removed. Upon removal of the plywood, we noted the following conditions and Code violations:
Stucco Wall & Aluminum Framed Windows

- Significant and extensive decay and cross-sectional loss of the load-bearing wood studs.
- Extensive and significant decay of the exterior plywood sheathing behind the stucco assembly.
- Extensive corrosion and significant cross-sectional loss of metal components (i.e., copper pipes, metal tracks, nails, and metal lath).

- Missing building paper layers, which means there is no code-required, water-resistive barrier.
- Stucco cracks, spalls, and patches at all stucco-clad buildings.
- Water stains on stucco soffits with no soffit drip screed or other provision to weep.
- The aluminum windows and storefronts at Building A show signs of wear and tear, including deteriorated glazing seals and gaskets (Appendix A, Photos 17 & 18).
- Significant wood decay at exterior window trim (Appendix A, Photo 19)
- Extensive corrosion and deterioration at exterior hollow metal doors (Appendix A, Photo 20).

We also documented the condition of the stucco walls at Building D, the Canopy Tower, and noted the following conditions and code violations:

- Extensive cracks throughout the stucco wall forming a checkerboard pattern (Appendix A, Photo 21). We also noticed pronounced buckling of the walls and large stucco spalls, most likely from soil settlement in this general vicinity (Appendix A, Photo 22).
-

- The soil erosion behind the canopy bleachers and around the canopy tower has caused vertical offsets in the concrete walkway, excessive stucco cracks at the canopy bleacher walls (Appendix A, Photo 23) and shifted the walkway and the roof deck downspouts (Appendix A, Photo 24).
- The weep screed abuts the concrete flatwork (Appendix A, Photo 25) or is less than 4 in. from grade (Appendix A, Photo 26). Section 2512.1.2 of the 2022 CBC requires a 2 in. clearance between a weep screed and hardscape and a 4 in. clearance between a weep screed and grade. The current condition violates the code.

T1-11 Siding

During SGH's site inspection, we noted the following conditions and code violations:

- The Clubhouse and multi-purpose wing walls exhibited significant wood decay forming large holes in T1-11 siding. The holes in the T1-11 siding expose a single layer of Type B building paper over an open wood stud cavity.
- The wood trim throughout the complex, particularly the T1-11 siding, which is significantly decayed and covered with flaking paint. We were able to push the awl into the trim with relative ease.

Service Life Assessment

The typical lifespan for T1-11 plywood siding ranges from 20 to 30 years, assuming it is painted every 10 years. The T1-11 siding at the ISC Facility is well beyond its useful life, as evidenced by the significant decay and cross-sectional loss described above. All T1-11 clad walls need to be removed and replaced, along with any decayed wood framing members within the wall cavity.

Aluminum-framed windows have a typical service life range of 15-20 years or up to 30 with proper maintenance . The aluminum windows and storefronts are well beyond their useful life, as evidenced by loose/short exterior gaskets and deteriorated glazing sealant. The aluminum windows and storefronts should be removed and replaced with products meeting the water penetration resistance required for this area and application.

While stucco can provide as a serviceable cladding for over 50 years if design and maintained properly, the stucco walls at the Facility are exhibiting signs of water damage, such as cracking, spalling, staining, and mildew growth. We also did not observe any water-resistive barrier in the destructive opening through the stucco assembly. If the other stucco-clad walls at Building A have no water-resistive barrier), then all stucco-clad walls will need to be removed and rebuilt.

SHOWER FACILITIES IN BUILDING A

Building A contains Women's and Men's showers which were built as part of the 1999 expansion project. According to Kitchell's Facility Condition Assessment Report dated January 31st, 2018, "dripping water was present at the bottom of exterior walls by the showers of the addition, indicating water leakage through the exterior wall." Previously, the City evaluated these reported leaks and made several interior and exterior wall openings at these showers. Based on their observations of leaking pipes and significant wood decay of vertical load-bearing framing, the City closed access to the Men's and Women's shower

enclosures.

According to the architectural drawings prepared by Prodis Associates Architects dated 16 June 1999, the interior shower walls consist of ceramic tile over a mortar bed, lath, and membrane on stud framing. However, the type of membrane is not identified in the drawings.

Site Observations & Code Violations

During SGH's site inspection, we noted the following conditions and code violations:

Showers

- Sizeable cracks in the ceiling and wall finishes (Appendix A, Photos 27 & 28) and cracks and gaps within the tile assembly particularly at inside wall corners and at tile ledges (Appendix A, Photo 29). The location and pattern of cracking indicate wall movement.
- Water stains and chipped paint exist on the non-

tiled portion of the shower enclosures, indicative of water damage (Appendix A, Photos 30, 31 & 32).

- Debonded ceramic tiles expose a discolored and discontinuous mortar bed (Appendix A, Photos 33 & 34)
- Pronounced efflorescence and discolored residue exist along the base of the tile walls, around shower escutcheon plates, and at tile grout lines (Appendix A, Photos 35, 36 & 37) indicative of water leakage through the tile assembly.
- At an interior wall opening, we observed ceramic tile over a mortar bed over expanded wire lath over 2 layers of grade D building paper. It appears that these two layers of building paper were installed as the shower membrane. Current shower wall standards require a waterproofing membrane inside the shower area extending the full height of the tile assembly and water vapor management. Two layers of building paper fail to meet this requirement.

Conclusions & Recommendations

The Men's and Women's showers in Building A exhibit significant structural distress and water damage. Further, the exterior and interior wall assemblies fail to comply with current building code and standards. Given the current condition of these showers, we recommend wholesale demolition and reconstruction of these spaces with code-compliant showers and perimeter wall assemblies.

Metal Structures and Components

On September 27th, 2023, Alan Humphreys of SGH, an AMPP-certified Corrosion Engineer, conducted a visual corrosion evaluation of the metal structures and components at the Facility. He also measured the thickness of select metal components using an ultrasonic thickness (UT) gauge to evaluate section loss due to corrosion.

CANOPY BLEACHER STRUCTURE

SGH inspected the canopy bleacher structure, including the support columns, support truss structure, canopy panels, and canopy tower. During our visual inspection and UT testing, we noted the following:

Canopy Columns

- The eight columns supporting the canopy truss structure appear to be in good condition. The base coating of these columns is well adhered to the steel substrate, but the top coating is delaminating in discrete, localized areas. We did not observe any significant corrosion of the steel substrate, even at the low point where the columns intersect the concrete bleacher steps.



- UT measurements taken at the base of the eight columns (1 in. to 6 ft above the bleacher steps) show no significant variations in the steel thickness with height or between the columns. Refer to these UT measurements in Table 1. These consistent thickness measurements indicate little to no corrosion of the inner surface of the tubular columns.

Canopy Support Truss Structure

- A truss structure supports canopy panels and the now obsolete solar heating panels and tubing. The truss structure consists of steel I-beams and channels with welded and bolted connections.

- The canopy support truss structure generally appears to be in good condition. The base coating is well adhered to the steel, but the top coating is delaminating.
- We did not observe any significant corrosion (section loss) in the structural steel or fasteners in the areas we inspected.

Canopy Panels and Gutters

The corrugated canopy panels are connected by bolts to the bottom of the truss structure. We inspected approximately 10% of the topside of the canopy, and noted the following:

- The canopy panels appear to be in relatively good condition with the original coating on the top surface of the panels intact and no crevice corrosion between the fasteners and roof panels.

- Infrequent and discrete locations in the trough of the panels with through-thickness corrosion occur. Leaves and other debris have accumulated throughout the troughs of the roof panels, but there did not appear to be a correlation between debris accumulation and corroded areas. The corrosion is highly localized (less than 12 in.) with the coating immediately adjacent to these locations in relatively good condition.
- The gutters along both edges of the roof are completely corroded with cross-sectional loss at multiple sections.

Canopy Tower

The canopy tower (Building D) contains metal components such as the staircase, railings, pipe risers, doors, and frames. We noted the following:



- The two riser pipes for the redundant solar heating system appear to have subsided into the ground. These have, in turn, pulled down adjacent pipe supports on the roof, resulting in deformation of the roof panel connected to these supports.

Lab Analysis

We conducted laboratory analysis on (top) coating samples from a canopy support column and canopy support truss structure. We used Energy Dispersive Spectroscopy (EDS) to determine the chemical composition of both coatings and determine whether lead is present. We did not detect the presence of lead in either coating.

Conclusions & Recommendations

The canopy support columns and canopy support truss structure appear to be in good condition. We recommend stripping the current coating and recoating them with a two-part epoxy coating. We did not detect lead in our coating analysis at these locations. The localized corrosion on the canopy panels is likely due to original local coating defects rather than debris accumulation and ponding water. These local areas could be cut out and replaced, with the remaining panels stripped and recoated. However, it might be more cost-effective to replace these panels. The canopy gutters are corroded past their useful life and should be replaced with a non-metallic gutter system. The canopy tower appears to be in good condition and no work is required on the stairs or railings. The corroded door and frames should be replaced with components that are designed for external exposure. The solar heating pipe risers should be removed, and the local deformation of the roof panels repaired.

DIVE TOWER

The dive tower consists of metal components such as a staircase, stair handrails, platform railings, and doors. We noted the following:

Dive Tower Staircase

- The dive tower staircase is in poor condition with extensive corrosion, particularly on flat surfaces and crevices. Welds are also corroded with the lower section more heavily corroded than the upper section.
- Many of the original coatings have completely delaminated, resulting in a significant accumulation of corrosion products.
- Areas of white corrosion products exist underneath delaminated sections of coating.



Dive Tower Platform Railings

- The railings along the edge of the dive tower platforms appear to be in good condition with intact coatings and no visible corrosion. However, we observed coating loss and corrosion at the base of the railings at the plane of the pool deck.
- We were unable to conduct UT measurements at these locations, but using a knife to remove corrosion products we measured corrosion loss of at least 1/8 in.

Dive Tower Viewing Windows

We inspected the dive tower viewing windows, located beneath the pool deck, and noted the following:

- The window frames are not coated and appear to be galvanized steel.
- The adjacent concrete is cracked with evidence of water seepage and a small, active leak at one location.
- The top and side elements of the galvanized frames are heavily corroded.

Conclusions & Recommendations

The dive tower staircase is heavily corroded and should be replaced. The white corrosion products that we observed suggest that underneath the coating, the metal substrate is galvanized, which is not a suitable coating for structures such as these which are frequently wet and enclosed in a humid environment. We recommend removing and replacing it with a code-compliant structure fabricated from a corrosion-resistant alloy, such as 316 stainless steel.

The railings on the dive tower platforms are corroded at their base, which has likely affected their structural integrity. The railings should also be replaced with a code-compliant structure fabricated from a corrosion-resistant alloy.

The galvanized window frames at the viewing area are heavily corroded due to water infiltration through the concrete. We recommend that once the concrete has been repaired and waterproofed, these frames are replaced with frames fabricated from a corrosion-resistant alloy such as 316 stainless steel.

Building A Canopy Supports

We inspected the metal poles that are supporting the Building A canopy and noted the following:

- The posts, particularly at deck level, exhibit coating failure and localized corrosion of up to 50%.

Conclusions & Recommendations

The Building A canopy supporting poles have corroded at several locations, especially at their base, with thickness loss of up to 50%. We recommend that these poles be replaced with carbon steel posts coated with a 2-part epoxy system.

General Pool Deck

We conducted a brief inspection of the general deck around the diving well and competition pool and noted the following:

- The concrete deck is cracked with occasional corrosion staining.
- The pool tiles at the waterline are corroded.

Conclusions & Recommendations

We observed localized corrosion staining around the pool deck at crack locations, suggesting that localized rebar corrosion is occurring. Local concrete repairs and waterproofing the deck should eliminate this corrosion.

CONCRETE STRUCTURES AND COMPONENTS

On September 27th, 2023, Anindya Dutta, Ph.D., S.E. and Megan Ladd, S.E. of SGH conducted a visual evaluation of the concrete structures and components at the Facility.

Concrete Pool Deck

The concrete pools and decks at Santa Clara Swim Center were designed and constructed circa 1966. Based on available drawings from the diving pool, we understand the pool construction to consist of varying thickness reinforced concrete walls with a thickened concrete bond beam at the top of the pool wall. The base of the pool is constructed of a 6-inch reinforced concrete slab on grade with a thickened edge at the wall support (Figure 1).

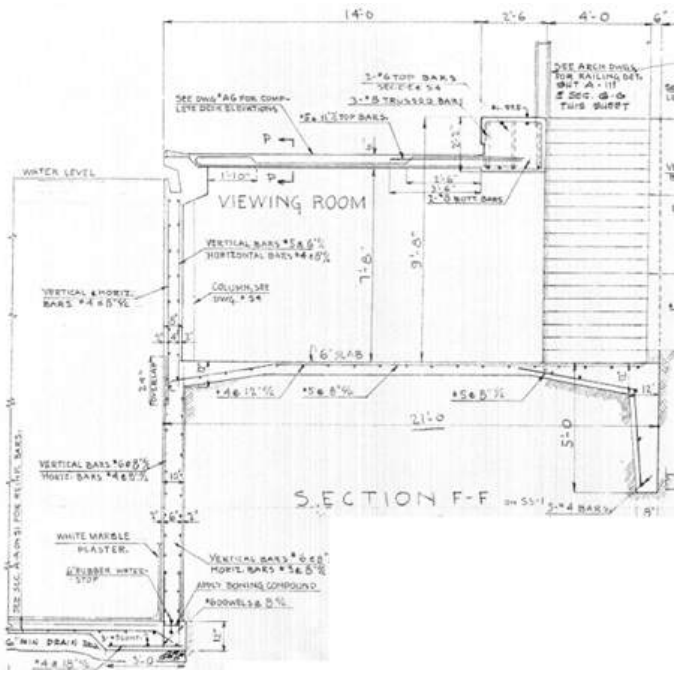

Figure 1: Section at Viewing Room

The decks surrounding the pools are constructed of 4- and 6-inch reinforced concrete slabs bearing on a minimum of 4 inches of drain rock or gravel. The sole section of the pool deck featuring an elevated slab is the approximately 24 feet by 16 feet section located to the east of the diving pool in the Viewing Room Area (Figure 2).

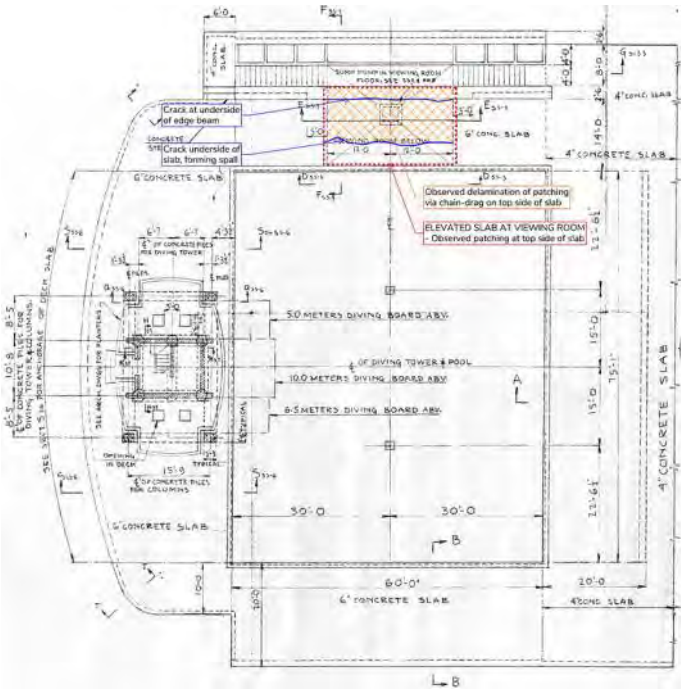

Figure 2: Plan of Diving Pool

The elevated slab spans between an upturned edge beam and the bond beam at the top of the pool wall, with a cold joint between the slab and the bond beam as indicated in the original drawings (Figure 3)

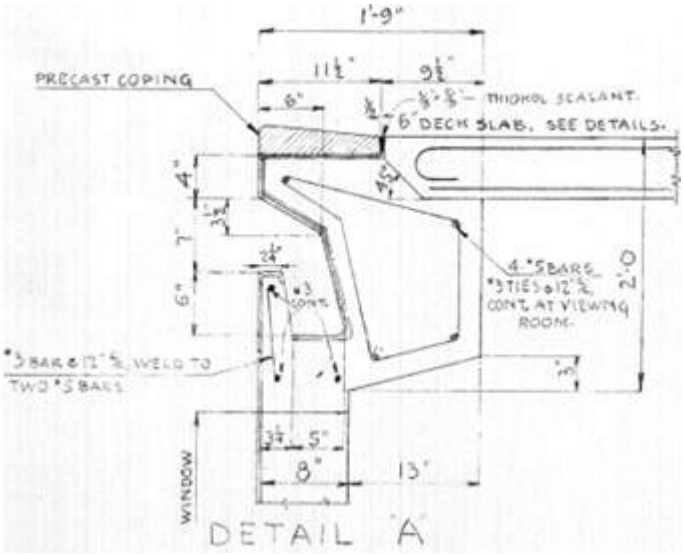

Figure 3: Section Bond Beam at Viewing Room

SGH Observations

During SGH's site investigation, we noted the following conditions and code violations:

- SGH performed a chain drag at the topside of all pool deck slabs. A chain drag test is a non-destructive testing method used to evaluate the presence of delamination in concrete structures. The process involves dragging a chain across the surface of the concrete and listening for changes in sound, which can indicate areas where delamination may be present.
- SGH performed a ground penetrating radar (GPR) survey of select locations of the concrete pool deck construction. GPR is a non-destructive testing technique that uses electromagnetic waves to investigate subsurface conditions and can be used to detect the location and depth of rebar within concrete.
- The typical pool deck slab on grade has significant cracking uniformly. These cracks are likely due to several reasons including soil compaction and settlement cracking, drying shrinkage cracking due to the wide spacing between control joints. These cracks do not represent a life-safety hazard but could present serviceability issues.
-



- The topside of the elevated deck slab above the viewing room has patching mortar applied. SGH detected delamination of the patch material when performing a chain drag.

- The underside of the viewing room elevated slab has a large crack running longitudinally along the slab. The crack is beginning to initiate spalls, representing a safety hazard. Outside of the spalled region, the underside of the slab appeared in sound condition when we hit it with a sounding hammer.

- Significant efflorescence and/or chemical leaching is evident on the underside of the slab.
- The exterior face (viewing room side) of the pool walls and the top bond beam both have moderate cracks exhibiting signs of efflorescence and or chemical leaching. The observed cracks align with reinforcement locations, as determined by our GPR survey. This indicates that moisture is likely reaching the reinforcement, and corrosion of the rebar is probable.

- The cold joint between the elevated slab and the bond beam appears moderately deteriorated with signs of water intrusion between the concrete joint.
- The metal frames for the windows inset into the viewing room pool room are exhibiting signs of severe corrosion.
- The underside of the viewing room elevated slab has a large crack running longitudinally along the edge beam to the east. The crack is beginning to initiate spalls. Significant efflorescence and or chemical leaching is evident on the underside of the slab.

Service Life Assessment

Based on the date of initial construction, the pool decks at International Swim Center are nearly sixty years old. The expected lifespan of an exterior exposed concrete structure ranges between 50 to 70 years. The expected service life varies significantly based on environmental conditions, exposure to chemicals and water, maintenance practices, and the quality of initial construction. The initial construction quality of the pool decks appears to be sound, with no observation of exposed rebars (i.e., minimal concrete cover) or poor compaction or consolidation of concrete. However, there is significant evidence of water intrusion and chemical exposure at the viewing room area.

Conclusions and Recommendations

The concrete pool decks at this Facility exhibit signs of distress and deterioration. While the cracking and settlement of the slabs on grade do not present a life safety hazard, they may pose serviceability issues. The current condition of the elevated Viewing Room represents an unsafe condition. Access to the Viewing Room below or walking on top of the elevated slab should be restricted. Given the condition of the elevated deck, we recommend locally removing and replacing the elevated slab and beam at the earliest.

CONCRETE STADIUM BLEACHERS AND STEPS

A combination of formed concrete bleachers and aluminum seats supported by steel stringers, constitute the stadium bleachers. The original concrete bleachers, designed and constructed circa 1966, consist of reinforced concrete foundation elements bearing on a base of compacted rock. Based on available drawings (Figures 4 & 5), it appears that the steps of the bleachers are not reinforced in a way that reinforced concrete stairs typically are (presence of L shaped rebars with a nosing bar).

Figure 4 - Stadium Bleacher Plan

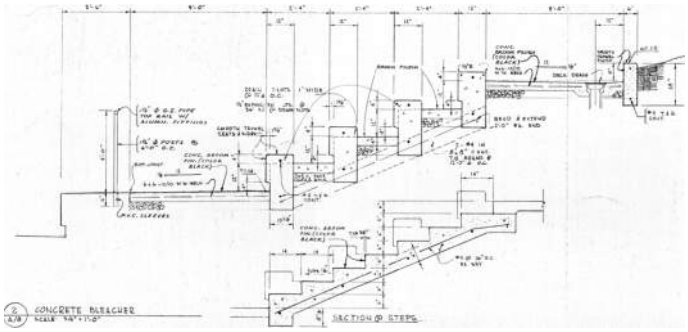

Figure 5 - 1966 Concrete Bleacher Section

In 1981, the stadium seating was expanded with additional concrete seats to match the existing setup. Additional aluminum seats supported by steel stringers and posts were also added. Lateral support for this system was provided by cable braces (Figure 6). The exterior perimeter of the stadium bleachers was framed with light gauge metal stud walls. Unfortunately, details for the stadium seating expansion were unavailable in the existing drawings available for review.

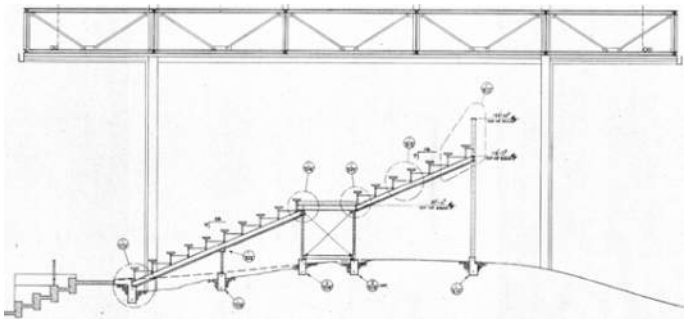

Figure 6 - 1981 Concrete Bleacher Section

SGH Observations

During SGH's site investigation, we noted the following conditions:

- Both concrete and metal stadium seats are present.



- The concrete slab and steps appear in fair condition, with moderate settlement cracking observed.



- The steel beam stringers, posts, and seat support elements are painted and appear to be in sound condition with no visible signs of corrosion.



- Many of the studs for the perimeter walls have been replaced with newer galvanized studs, however top and bottom tracks appear to be original and exhibit signs of corrosion. These light gauge stud and track elements are not structural elements.

Service Life Assessment

The expected service life of the concrete and steel stadium structures varies significantly based on environmental conditions, maintenance practices, and the quality of initial construction. The initial construction appears to be sound, with no observation of exposed rebar or poor consolidation in the concrete elements. The steel stadium bleacher framing also appears of sound condition, with no observation of missing bolts, inadequate edge distance, poor quality welds, etc. If properly maintained, the stadium bleachers can remain in service for a significant period of time.

Conclusions and Recommendations

The construction of the stadium bleachers appears to be in fair condition structurally. However, we note that architecturally, there may be some concerns. The settlement of the concrete stair elements may constitute a trip hazard. If the hazard is deemed significant, the concrete steps and slabs should be removed, soil compacted, and replaced in kind.

Additionally, given the exterior condition of the stadium, the non-galvanized light gauge stud wall framing should be replaced with galvanized construction.

Annual visual observations of the structural steel elements should be performed to inspect for signs of corrosion or deterioration.

STEEL STADIUM ROOF

The stadium roof was designed and constructed circa 1977. It measures approximately 380 ft by 85 foot in plan and is framed with steel trusses running in both the north-south and east-west directions. Built box-WF columns support the steel trusses, these columns are founded on 48 in. diameter drilled pier foundations (Figure 7).

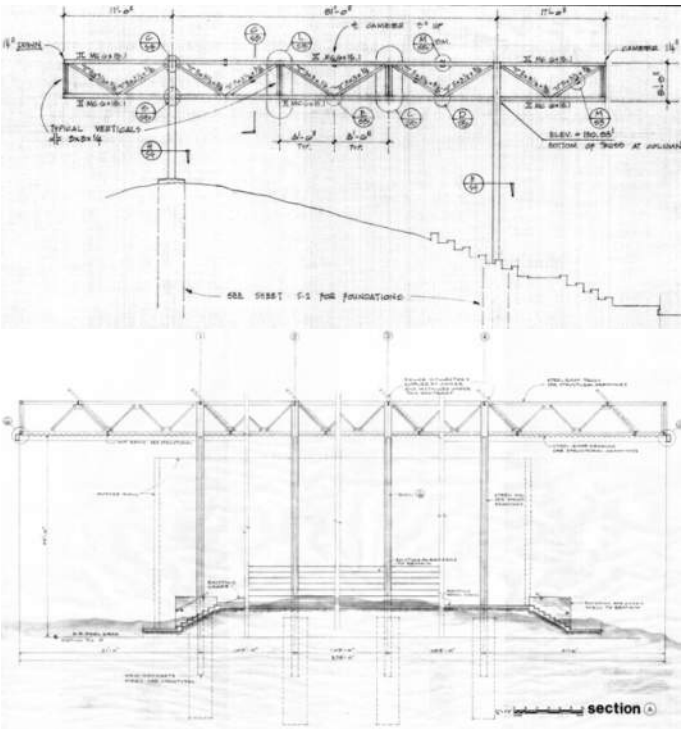

Figure 7: Stadium Roof Sections. Transverse (S.4) and Longitudinal (A.5)

Per the drawings, these drilled piers extend 12 ft into the soil, and the steel columns embed approximately 6 ft into the concrete foundation (Figure 8).

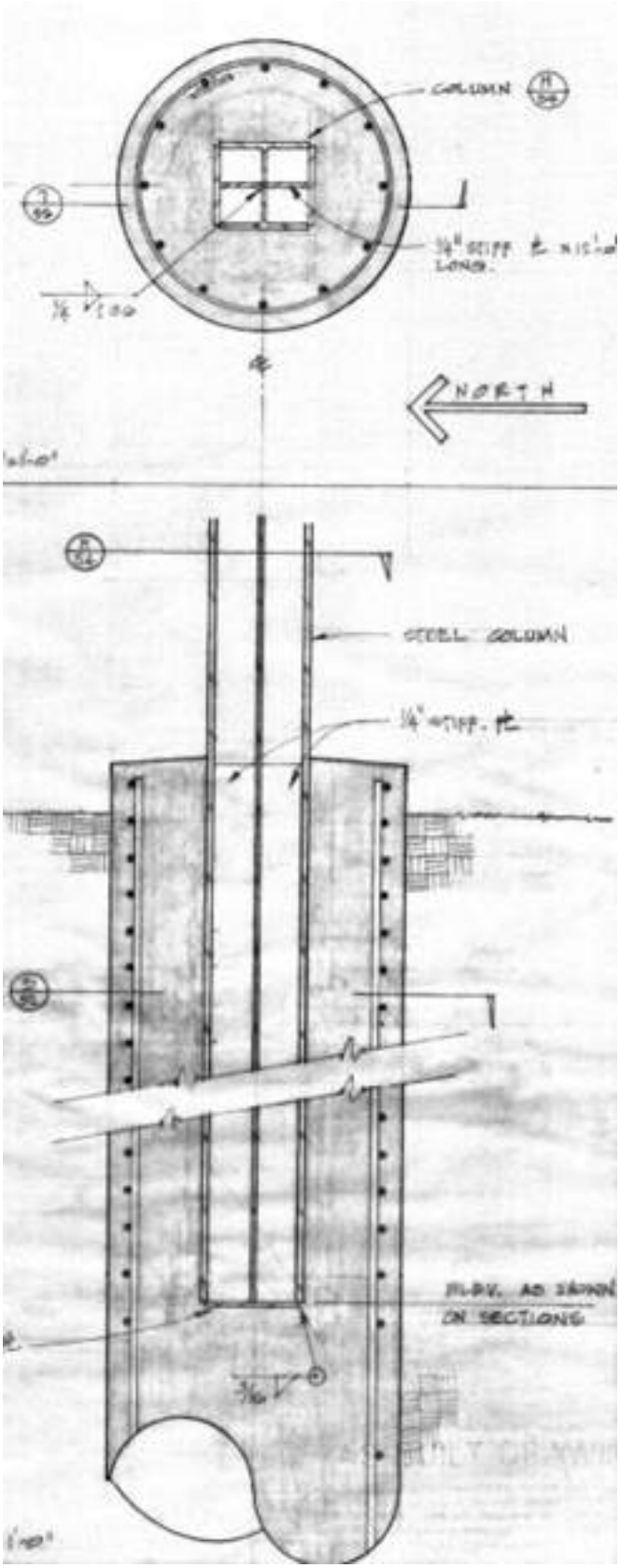

Figure 8: Foundation Detail

The double-angle truss braces are connected to the double-angle top chords and double-channel bottom chords via welded plate connections. A corrugated metal deck serves as the roof deck and is fastened to the underside of the bottom chord of the steel trusses.

Arrays of solar panels are present on the roof, which were previously in use as part of a solar water-heating system for the pool but have since been disconnected.

SGH Observations

During SGH's site investigation, we noted the following conditions and code violations:

- The structural steel members appear to be in fair condition with minimal signs of local corrosion.





- The paint of the structural steel trusses is spalling at locations, however, we observed no corrosion of steel members observed.

- The metal deck appears to be in fair condition.

- We observed significant corrosion of the metal gutter at the edge framing of the roof; refer to the "Metal Structures and Components: section. The gutter is fabricated of a bent 18 Ga. plate and is not a structural element.
- While the steel structure appears of sound construction, we note that the lateral system of the stadium roof consists of a steel cantilever column system. Per the current Building Code (2022 California Building Code), "Steel Special" Cantilever Column Systems are permitted in Seismic Design Category-D for building heights of up to 35 ft``. "Ordinary" Cantilever Column Systems are also permitted up to

heights of 35 ft provided the roof weight does not exceed 20 psf. Given the age of construction, it is unlikely that the system meets the detailing requirements of a special system and would thus constitute as an ordinary system. Based on the drawings and our observations, the roof weight is within the limits (especially if the solar heating elements and supporting steel is removed) and the structure height is less than 35 ft. Thus, it is an allowable lateral system per the current Building Code. However, it is likely that the diaphragm (deck), chords, and collectors would require strengthening in order to meet current design loads. The pier foundation system should also be checked against updated geotechnical recommendations to confirm its adequacy.

Service Life Assessment

Provided proper maintenance practices, such as inspections for corrosion and regular re-painting, the stadium roof structure can remain in service for a number of additional years.

Conclusions and Recommendations

We recommend that the Facility Ownership engage a structural engineer to perform a detailed seismic evaluation of the stadium roof structure, to identify any structural deficiencies, and to propose strengthening remediations in order to bring the structure into Code compliance. SGH has significant experience in this type of work.

Annual visual observations of the structural steel elements should be performed to inspect for signs of corrosion or deterioration.

4.0 APPENDIX

CORDOVA COMMUNITY POOL



Photo 1

2023-09-27 JRS 114

Building A

Unprotected roof openings pose a potential fall hazard to the ground level below.

Photo 2

2023-09-27 CD 180

Building A
Roof level access

Single flight of wood stairs leads directly to the roof with no locked gates or restrictions to the roof level.

Photo 3

2023-09-27 CD 233

Building A
Low slope roof

Debris (e.g., dislodged asphalt shingles, swimming attire, wood crates) exist on the roof.

Photo 4

2023-09-27 CD 265

Building A
Roof

Rooftop mechanical ducts exhibit oil canning and stains from potential ponding water.

Photo 5

2023-09-27 CD 193

Building A
Steep-slope roofs

Poorly adhered shingles occur at the slope transition sheet metal.

Photo 6

2023-09-27 CD 195

Building A
Steep-slope roofs

Poorly adhered shingles occur along the rake edge and within the field of the roof.

Photo 7

2023-09-27 CD 248

Building A
Steep-slope roofs

Organic growth exists on the downslope edges of asphalt shingles - see Photo 8 for close up.

Photo 8

2023-09-27 CD 249

Building A
Steep-slope roofs

Algae growth exists on the downslope edges of asphalt shingles.

Photo 9

2023-09-27 CD 100

Building A
Steep-slope roofs

Missing shingles on the roof hips align with the ceiling crack, nail pops, and bubbling in the gypsum wallboard.

Photo 10

2023-09-27 CD 101

Building A
Steep-slope roofs

Bubbling in the gypsum wallboard paint finish (close-up of Photo 9).

Photo 11

2023-09-27 CD 204

Building A
Roof components

Sheet metal flashings, rooftop mechanical equipment, and other metal roof components exhibit moderate to severe corrosion.

Photo 12

2023-09-27 CD 256

Building A
Roof components

Pipes and metal roof components exhibit varying degrees of corrosion.

Photo 13

2023-09-27 JRS 134

Building A
Steel-slope roofs

Previous sealant repairs at flashing are splitting and deteriorated.

Photo 14

2023-09-27 JRS 103

Building A
Steep-slope roofs

Gapped roof edge flashing exists at the top of the stucco-clad walls.

Photo 15

2023-09-27 JRS 188

Building A
Steep-slope roofs

Significant wood decay at the exposed ends of common and hip rafters.

Photo 16

2023-09-27 JRS 194

Building A
Steep-slope roofs

Significant wood decay at the exposed ends of common and hip rafters.

Photo 17

2023-09-27 JRS 268

Building A
Building Elevation

Window frames are worn and glazing seals are deteriorated.

Photo 18

2023-09-27 JRS 218

Building A
Building Elevation

Aluminum-framed windows are weathered.

Photo 19

2023-09-27 CD 203

Building A
Exterior window

Significant wood decay exists at exterior window trim.

Photo 20

2023-09-27 CD 291

Building A
Exterior door

Exterior hollow metal doors are corroded and deteriorated and significant wood decay of wall siding in foreground.

Photo 21

2023-09-27 CD 39

Building D
Stucco wall

Extensive cracks exist throughout the stucco wall cladding form a checkerboard pattern.

Photo 22

2023-09-27 CD 346

Building D
Stucco wall

Soil settlement exists behind the stucco-clad bleacher walls.

Photo 23

2023-09-27 CD 390

Building D
Stucco wall

Extensive, relatively wide cracks exist in the stucco-clad bleacher walls.

Photo 24

2023-09-27 CD 364

Building D
Canopy bleachers

Soil erosion occurs around column foundations and along the concrete slab walkway. The roof deck downspouts have separated from the foundations.

Photo 25

2023-09-27 CD 326

Building D

The stucco wall weep screed abuts the concrete flatwork.

Photo 26

2023-09-27 CD 341

Building D

The stucco wall weep screed is less than 1 in. above grade.

Photo 27

2023-09-27 CD 72

Building A
Women's Showers

Sizeable cracks exist in the plaster ceiling and wall finishes. The location and pattern of cracking indicate wall movement.

Photo 28

2023-09-27 CD 136

Building A
Men's Showers

Over 1/8 in. wide cracks exist in the plaster wall finish adjacent to tile.

Photo 29

2023-09-27 CD 68

Building A
Women's Showers

Cracks and gaps within the tile assembly particularly at inside wall corners and at tile ledges.



Photo 30

2023-09-27 CD 134

Building A
Shower facility

Water stains and chipped paint exist on the non-tiled portion of the shower enclosures indicative of water damage.



Photo 31

2023-09-27 CD 127

Building A
Shower facility

Water stains and chipped paint exist on the non-tiled portion of the shower enclosures.

Photo 32

2023-09-27 CD 129

Building A
Shower facility

Water stains and chipped paint exist on the non-tiled portion of the shower enclosures.

Photo 33

2023-09-27 CD 74
Building A
Shower facilities

Debonded ceramic tiles exist on the small shelf below the shower valves and heads. The mortar bed under the debonded tiles is discolored and discontinuous.

Photo 34

2023-09-27 CD 75

Building A
Shower facilities

Debonded ceramic tiles expose the underlying discolored and discontinuous mortar bed.

Photo 35

2023-09-27 CD 123

Building A
Shower facility

Pronounced efflorescence and discolored residue exists along the base of the tile-clad walls,

Photo 36

2023-09-27 CD 145

Building A
Shower facility

Pronounced efflorescence and green residue exist around shower control escutcheon plates.

Photo 37

2023-09-27 CD 133

Building A
Shower facility

Efflorescence and gray/white residue exist on the tile grout and tiles.

LPA

AQUATIC DESIGN GROUP

SGH

CITY OF SANTA CLARA CALIFORNIA 1852 THE MISSION CITY

EBIX Insurance No. S200005126

AGREEMENT FOR SERVICES BETWEEN THE CITY OF SANTA CLARA, CALIFORNIA, AND ADAMS POOL SOLUTIONS

PREAMBLE

This Agreement is entered into as of the City's execution date (Effective Date) between the City of Santa Clara, California, a chartered California municipal corporation (City) and Adams Pool Solutions, a California corporation, (Contractor). City and Contractor may be referred to individually as a "Party" or collectively as the "Parties" or the "Parties to this Agreement."

RECITALS

A. City desires to secure the services more fully described in this Agreement, at Exhibit A1, entitled "Scope of Services";

B. Contractor represents that it, and its subcontractors, if any, have the professional qualifications, expertise, necessary licenses and desire to provide certain goods and/or required services of the quality and type which meet objectives and requirements of City; and,

C. The Parties have specified herein the terms and conditions under which such services will be provided and paid for.

The Parties agree as follows:

AGREEMENT TERMS AND CONDITIONS

1. AGREEMENT DOCUMENTS

The documents forming the entire Agreement between City and Contractor shall consist of these Terms and Conditions and the following Exhibits, which are hereby incorporated into this Agreement by this reference:

Exhibit A1 – Scope of Services

Exhibit A2 – Racing and Training Pool Pictures

Exhibit B – Schedule of Fees

Exhibit C – Insurance Requirements

Exhibit D – Labor Compliance Addendum

Exhibit E – Payment Bond

Exhibit F – Performance Bond

This Agreement, including the Exhibits set forth above, contains all the agreements, representations and understandings of the Parties, and supersedes and replaces any previous agreements, representations and understandings, whether oral or written. In the event of any inconsistency between the provisions of any of the Exhibits and the Terms and Conditions, the Terms and Conditions shall govern and control.

2. TERM OF AGREEMENT

Unless otherwise set forth in this Agreement or unless this paragraph is subsequently modified by a written amendment to this Agreement, the term of this Agreement shall begin on the Effective Date and terminate on June 30, 2025.

3. SCOPE OF SERVICES & PERFORMANCE SCHEDULE

Contractor shall perform those Services specified in Exhibit A1 within the time stated in Exhibit A1. Time is of the essence.

4. WARRANTY

Contractor expressly warrants that all materials and services covered by this Agreement shall be fit for the purpose intended, shall be free from defect and shall conform to the specifications, requirements and instructions upon which this Agreement is based. Contractor agrees to promptly replace or correct any incomplete, inaccurate or defective Services at no further cost to City when defects are due to the negligence, errors or omissions of Contractor. If Contractor fails to promptly correct or replace materials or services, City may make corrections or replace materials or services and charge Contractor for the cost incurred by City.

5. QUALIFICATIONS OF CONTRACTOR - STANDARD OF CARE

Contractor represents and maintains that it has the expertise in the professional calling necessary to perform the Services, and its duties and obligations, expressed and implied, contained herein, and City expressly relies upon Contractor's representations regarding its skills and knowledge. Contractor shall perform such Services and duties in conformance to and consistent with the professional standards of a specialist in the same discipline in the State of California.

6. COMPENSATION AND PAYMENT

In consideration for Contractor's complete performance of Services, City shall pay Contractor for all materials provided and Services rendered by Contractor in accordance with Exhibit B, entitled "SCHEDULE OF FEES." The maximum compensation of this Agreement is specified in Exhibit B, subject to budget appropriations, which includes all payments that may be authorized for Services and for expenses, supplies, materials and equipment required to perform the Services. All work performed or materials provided in excess of the maximum compensation shall be at Contractor's expense. Contractor shall not be entitled to any payment above the maximum compensation under any circumstance.

7. TERMINATION

A. Termination for Convenience. City shall have the right to terminate this Agreement, without cause or penalty, by giving not less than Thirty (30) days' prior written notice to Contractor.

B. Termination for Default. If Contractor fails to perform any of its material obligations under this Agreement, in addition to all other remedies provided by law, City may terminate this Agreement immediately upon written notice to Contractor.

C. Upon termination, each Party shall assist the other in arranging an orderly transfer and close-out of services. As soon as possible following the notice of termination, but no later than ten (10) days after the notice of termination, Contractor will deliver to City all City information or material that Contractor has in its possession.

8. ASSIGNMENT AND SUBCONTRACTING

City and Contractor bind themselves, their successors and assigns to all covenants of this Agreement. This Agreement shall not be assigned or transferred without the prior written approval of City. Contractor shall not hire subcontractors without express written permission from City.

Contractor shall be as fully responsible to City for the acts and omissions of its subcontractors, and of persons either directly or indirectly employed by them, as Contractor is for the acts and omissions of persons directly employed by it.

9. NO THIRD PARTY BENEFICIARY

This Agreement shall not be construed to be an agreement for the benefit of any third party or parties and no third party or parties shall have any claim or right of action under this Agreement for any cause whatsoever.

10. INDEPENDENT CONTRACTOR

Contractor and all person(s) employed by or contracted with Contractor to furnish labor and/or materials under this Agreement are independent contractors and do not act as agent(s) or employee(s) of City. Contractor has full rights to manage its employees in their performance of Services under this Agreement.

11. CONFIDENTIALITY OF MATERIAL

All ideas, memoranda, specifications, plans, manufacturing procedures, data, drawings, descriptions, documents, discussions or other information developed or received by or for Contractor and all other written information submitted to Contractor in connection with the performance of this Agreement shall be held confidential by Contractor and shall not, without the prior written consent of City, be used for any purposes other than the performance of the Services nor be disclosed to an entity not connected with performance of the Services. Nothing furnished to Contractor which is otherwise known to Contractor or becomes generally known to the related industry shall be deemed confidential.

12. OWNERSHIP OF MATERIAL

All material, which shall include, but not be limited to, data, sketches, tracings, drawings, plans, diagrams, quantities, estimates, specifications, proposals, tests, maps, calculations, photographs, reports, designs, technology, programming, works of authorship and other material developed, collected, prepared or caused to be prepared under this Agreement shall be the property of City but Contractor may retain and use copies thereof. City shall not be limited in any way or at any time in its use of said material. However, Contractor shall not be responsible for damages resulting from the use of said material for work other than Project, including, but not limited to, the release of this material to third parties.

13. RIGHT OF CITY TO INSPECT RECORDS OF CONTRACTOR

City, through its authorized employees, representatives or agents shall have the right during the term of this Agreement and for four (4) years from the date of final payment for goods or services provided under this Agreement, to audit the books and records of Contractor for the purpose of verifying any and all charges made by Contractor in connection with Contractor compensation under this Agreement, including termination of Contractor. Contractor agrees to maintain sufficient books and records in accordance with generally accepted accounting principles to establish the correctness of all charges submitted to City. Any expenses not so recorded shall be disallowed by City. Contractor shall bear the cost of the audit if the audit determines that there has been a substantial billing deviation in excess of five (5) percent adverse to the City.

Contractor shall submit to City any and all reports concerning its performance under this Agreement that may be requested by City in writing. Contractor agrees

to assist City in meeting City's reporting requirements to the State and other agencies with respect to Contractor's Services hereunder.

14. HOLD HARMLESS/INDEMNIFICATION

A. To the extent permitted by law, Contractor agrees to protect, defend, hold harmless and indemnify City, its City Council, commissions, officers, employees, volunteers and agents from and against any claim, injury, liability, loss, cost, and/or expense or damage, including all costs and attorney's fees in providing a defense to any such claim or other action, and whether sounding in law, contract, tort, or equity, in any manner arising from, or alleged to arise in whole or in part from, or in any way connected with the Services performed by Contractor pursuant to this Agreement – including claims of any kind by Contractor's employees or persons contracting with Contractor to perform any portion of the Scope of Services – and shall expressly include passive or active negligence by City connected with the Services. However, the obligation to indemnify shall not apply if such liability is ultimately adjudicated to have arisen through the sole active negligence or sole willful misconduct of City; the obligation to defend is not similarly limited.

B. Contractor's obligation to protect, defend, indemnify, and hold harmless in full City and City's employees, shall specifically extend to any and all employment-related claims of any type brought by employees, contractors, subcontractors or other agents of Contractor, against City (either alone, or jointly with Contractor), regardless of venue/jurisdiction in which the claim is brought and the manner of relief sought.

C. To the extent Contractor is obligated to provide health insurance coverage to its employees pursuant to the Affordable Care Act ("Act") and/or any other similar federal or state law, Contractor warrants that it is meeting its obligations under the Act and will fully indemnify and hold harmless City for any penalties, fines, adverse rulings, or tax payments associated with Contractor's responsibilities under the Act.

15. INSURANCE REQUIREMENTS

During the term of this Agreement, and for any time period set forth in Exhibit C, Contractor shall provide and maintain in full force and effect, at no cost to City, insurance policies as set forth in Exhibit C.

16. WAIVER

Contractor agrees that waiver by City of any one or more of the conditions of performance under this Agreement shall not be construed as waiver(s) of any other condition of performance under this Agreement. Neither City's review, acceptance nor payments for any of the Services required under this Agreement

shall be constructed to operate as a waiver of any rights under this Agreement or of any cause of action arising out of the performance of this Agreement.

17. NOTICES

All notices to the Parties shall, unless otherwise requested in writing, be sent to City addressed as follows:

City of Santa Clara
Attention: Dale Seale
1500 Warburton Avenue
Santa Clara, CA 95050
and by e-mail at dseale@santaclaraca.gov

And to Contractor addressed as follows:

Adams Pool Solutions
3675 Old Santa Rita Road
Pleasanton, CA 94588
debbie@adamspools.com

The workday the e-mail was sent shall control the date notice was deemed given. An e-mail transmitted after 1:00 p.m. on a Friday shall be deemed to have been transmitted on the following business day.

18. COMPLIANCE WITH LAWS

Contractor shall comply with all applicable laws and regulations of the federal, state and local government, including but not limited to "The Code of the City of Santa Clara, California" ("SCCC"). In particular, Contractor's attention is called to the regulations regarding Campaign Contributions (SCCC Chapter 2.130), Lobbying (SCCC Chapter 2.155), Minimum Wage (SCCC Chapter 3.20), Business Tax Certificate (SCCC section 3.40.060), and Food and Beverage Service Worker Retention (SCCC Chapter 9.60), as such Chapters or Sections may be amended from time to time or renumbered. Additionally Contractor has read and agrees to comply with City's Ethical Standards (http://santaclaraca.gov/home/showdocument?id=58299).

19. CONFLICTS OF INTEREST

Contractor certifies that to the best of its knowledge, no City officer, employee or authorized representative has any financial interest in the business of Contractor and that no person associated with Contractor has any interest, direct or indirect, which could conflict with the faithful performance of this Agreement. Contractor is familiar with the provisions of California Government Code section 87100 and

following, and certifies that it does not know of any facts which would violate these code provisions. Contractor will advise City if a conflict arises.

20. FAIR EMPLOYMENT

Contractor shall not discriminate against any employee or applicant for employment because of race, sex, color, religion, religious creed, national origin, ancestry, age, gender, marital status, physical disability, mental disability, medical condition, genetic information, sexual orientation, gender expression, gender identity, military and veteran status, or ethnic background, in violation of federal, state or local law.

21. NO USE OF CITY NAME OR EMBLEM

Contractor shall not use City's name, insignia, or emblem, or distribute any information related to services under this Agreement in any magazine, trade paper, newspaper or other medium without express written consent of City.

22. GOVERNING LAW AND VENUE

This Agreement shall be governed and construed in accordance with the statutes and laws of the State of California. The venue of any suit filed by either Party shall be vested in the state courts of the County of Santa Clara, or if appropriate, in the United States District Court, Northern District of California, San Jose, California.

23. SEVERABILITY CLAUSE

In case any one or more of the provisions in this Agreement shall, for any reason, be held invalid, illegal or unenforceable in any respect, it shall not affect the validity of the other provisions, which shall remain in full force and effect.

24. AMENDMENTS

This Agreement may only be modified by a written amendment duly authorized and executed by the Parties to this Agreement.

25. COUNTERPARTS

This Agreement may be executed in counterparts, each of which shall be deemed to be an original, but both of which shall constitute one and the same instrument.

The Parties acknowledge and accept the terms and conditions of this Agreement as evidenced by the following signatures of their duly authorized representatives.

CITY OF SANTA CLARA, CALIFORNIA
a chartered California municipal corporation

Approved as to Form:

GLEN R. GOOGINS
City Attorney

Dated: 11/7/24

JOVAN D. GROGAN
City Manager
City of Santa Clara
1500 Warburton Avenue
Santa Clara, CA 95050
Telephone: (408) 615-2210
Fax: (408) 241-6771

"CITY"

ADAMS POOL SOLUTIONS
a California corporation

Dated: 10/29/24
By (Signature):
Name: Debra Eula
Title: CFO
Principal Place of Business Address: 3675 Old Santa Rita Road
Pleasanton, CA 94588
Email Address: debbie@adamspools.com
Telephone: (925) 828-3100
Fax: N/A

"CONTRACTOR"

EXHIBIT A1
SCOPE OF SERVICES

The following Scope of Services defines the Services and responsibilities of Contractor and City for replastering services at the George F. Haines International Swim Center.

The Scope of Services include Exhibit A1 and Contractors bid response dated August 30, 2024 provide context, supplemental information, and are incorporated by reference to the extent not inconsistent with the Agreement.

1. OVERVIEW

1.1 Contractor shall provide pool replastering services for one racing pool and one training pool at the George F. Haines International Swim Center (ISC), including all labor, material, equipment, tools, etc. to provide services, in support of the Department of Parks & Recreation.

1.2 Site Address: 2625 Patricia Dr., Santa Clara, CA 95051

1.3 There are two pools that require replastering at the ISC, see below:

1.3.1 Racing Pool: Measures 164' 1 ½" long x 75' 1" wide and holds 599,000 gallons of water.

1.3.2 Training Pool: Measures 75' 1" long x 42' wide and holds 70,686 gallons of water.

1.4 See Exhibit A2 for pictures of the training and racing pool.

1.5 In addition, Contractor shall provide services to upgrade the drain in the training pool.

2. SCOPE OF SERVICES:

2.1 Services shall include, but are not limited to, the following:

2.1.1 Replastering the pool surface,

2.1.2 Replacing all underwater tiles with like in-kind color non-slip type,

2.1.3 Replacing missing tiles above water line with like and kind,

2.1.4 Replacing broken tiles above water line with like and kind,

2.1.5 Removing and replacing section of pool deck concrete west side middle pool ladder and resetting ladder sleeves,

2.1.6 Replacing all pool drain covers with new,

2.1.7 Replacing all pool water returns covers with new, and

2.1.8 Refilling pools once ready with potable water from hydrant across parking lot across from main entrance to the ISC.

2.2 The City shall be responsible for draining the pool prior to the commencement of services and will restart all pool circulation system components upon City's

final approval after the completion of work.

2.3 Contractor shall pull all necessary permits with the County of Santa Clara prior to the commencement of services and finalize all permits with the County upon completion of services.

2.4 There are no permits required by the City.

2.5 Time is of the essence therefore the contractor must complete the project in an expeditious manner for the City to re-open the International Swim Center as soon as feasibly possible.

2.6 All materials furnished by Contractor, or used in the performance of services, shall be in new and unused condition.

3. GENERAL REQUIREMENTS

Contractor shall:

3.1 Comply with all applicable federal, state, and local codes and ordinances.

3.2 Ensure all work is performed in a professional manner within the standards of the industry and original manufacturer of equipment, using proper equipment, methods, materials, and employees.

3.3 Provide training and certification, including OSHA safety training, for Contractor's employees engaged in the performance of services specified herein.

3.4 Take necessary steps to protect the public and all property from damage during operations and shall be responsible for any damage to the work or property caused by the Contractor's employees.

3.5 Repair or replace any property that is damaged directly or indirectly resulting from Contractor's work. This includes privately owned, as well as City-owned properties. This repair and/or replacement shall be done to the satisfaction of the City.

3.6 Ensure the worksite is left clean and in safe condition at the end of each workday, and at the conclusion of the project. The City shall not be responsible for any tools or equipment left onsite.

3.7 Safely remove and dispose of all debris.

4. POOL RESURFACING SERVICES

Contractor shall:

4.1 Provide all labor, materials, tools, transportation, supervision, and equipment necessary to resurface the racing pool and training pool at the ISC.

4.2 Remove all old plaster from the water line tile downward and apply new, white plaster using industry-standard methods. Finish shall be smooth throughout.

4.3 Remove all black, blue, and white tiles on the bottom of the pool, and replace them with new, slip-resistant tiles in matching colors.

4.4 Remove and replace, like in-kind, all main drain covers.

4.5 Remove and replace all pool water return covers.

4.6 Replace any missing or broken tiles above water line with like in-kind color and size.

4.7 Cut out cracked concrete around ladder handrail and replace it with new concrete and set handrails back in place. West side middle, long side, of the pool.

4.8 Refill the two pools with potable water once the plaster has been allowed to harden (cure), and in accordance with the manufacturer's recommended timeline. Pool shall be filled to waterline. The fire hydrant located outside of ISC front doors will be an available option for filling.

5. UPGRADE SERVICES FOR DUAL MAIN DRAIN SETUP FOR THE TRAINING POOL

Contractor shall provide the following services:

5.1 Saw cut the floor of the pool and excavate at exiting main drain 2'x8'.

5.2 Replumb the existing main line to meet code.

5.3 Backfill with gravel, as applicable.

5.4 Tie new steel.

5.5 Install concrete.

6. SCHEDULE OF PERFORMANCE

6.1 All work shall be performed during normal business hours, Monday to Friday between the hours of 7:00 a.m. and 4:00 p.m. Pacific Time.

6.2 Should the weather or other conditions not be suitable for the performance of work, the City Project Manager shall have the authority to suspend the work.

6.3 If the City Project Manager orders a suspension of all the work or a portion of the work, due to unsuitable/inclement weather or to such other conditions as are considered unfavorable to the suitable execution of the work, the days on which the suspension is in effect shall not be considered working days.

7. INSPECTION

7.1 All work shall be subject to inspection by the City, at any time during the Contractor's performance of services.

7.2 When the contract work has been satisfactorily completed and the final clean-upperformed, the City Project Manager will conduct a final inspection.

8. WORKMANSHIP WARRANTY REQUIREMENTS

8.1 All work shall be guaranteed against defects in workmanship and materials for

a period of no less than (1) year from date of completion of work. Typical wear, abuse,or neglect will be exempt.

8.2 Contractor shall repair or replace at his/her expense all other work, equipment,and/or material, including soil, that is damaged because of such defects.

9. WARRANTY REQUIREMENTS

9.1 The warranty period for materials shall be for a period of one year or within the manufacturers' warranty, whichever is the later period. The warranty period shall commence upon date of acceptance by the City. Contractor shall provide the City's authorized representative with all manufacturers' warranty documents upon completion of service and prior to leaving the job site.

9.2 Contractor shall warrant all work provided against any defects in workmanship or product and shall satisfactorily correct, at no cost to the City, any such defect that may become apparent within a period of one year after completion of work. The warranty period shall commence upon date of acceptance by the City.

EXHIBIT A2
RACING AND TRAINING POOL PICTURES

1. Racing Pool Pictures

Racing Pool

Southeast View of Racing Pool

Southwest View of Racing Pool

2. Training Pool Pictures

Training Pool

South View of Training Pool

Training Pool

EXHIBIT B
SCHEDULE OF FEES

1. MAXIMUM COMPENSATION

The maximum amount payable for services provided by Contractor under this Agreement shall not exceed **Four Hundred Twenty Thousand Seventy-Two Dollars ($420,072)** during the term of the Agreement, subject to the appropriation of funds. Any additional services or materials requested by the City that would exceed the preceding amount would be addressed in an Amendment to the Agreement. The compensation is specified below:

Labor Costs			
Description	**Number of Hours**	**Hourly Rate**	**Total Labor Cost**
Labor to Replaster the Racing Pool	1480	$152.46	$225,641
Labor to Replaster the Training Pool	409	$149.20	$61,023
Labor to Upgrade the Main Drain Setup for the Training Pool	30	$160.00	$4,800
TOTAL LABOR COSTS			**$291,464**
Material Cost			
Description			**Total Material Cost**
Material Cost for Replastering the Racing Pool			$97,283
Material Cost for Replastering the Training Pool			$17,880
Material Cost for Upgrade to the Main Drain Setup for the Training Pool			$3,200
TOTAL MATERIAL COSTS			**$118,363**
Bonds Cost			$10,245
MAXIMUM COMPENSATION NOT-TO-EXCEED			**$420,072**

2. PRICING

Pricing is fixed for the term of the Agreement.

3. RATES FOR AS-NEEDED SERVICES

3.1. Should additional services be required the following rates shall apply:

3.1.1. Hourly Rate: $115

3.1.2. Parts/Materials Cost Markup %: 15%

4. INVOICING REQUIREMENTS

4.1. Contractor shall provide an invoice to the City upon project completion and City approval of work completion. The City shall pay Contractor within thirty (30) days of City's receipt of an approved invoice.

4.2. Invoice shall include, at a minimum, the following:

4.2.1. Date of Service

4.2.2. Description of Services

4.2.3. Unit Price/Hourly Rate/Parts Markup %

4.2.4. Quantity/Number of Hours

4.2.5. Extended Price

4.2.6. Other Pertinent Information

EXHIBIT C
INSURANCE REQUIREMENTS

Without limiting the Contractor's indemnification of the City, and prior to commencing any of the Services required under this Agreement, the Contractor shall provide and maintain in full force and effect, at its sole cost and expense, the following insurance policies with at least the indicated coverages, provisions and endorsements:

A. COMMERCIAL GENERAL LIABILITY INSURANCE

1. Commercial General Liability Insurance policy which provides coverage at least as broad as Insurance Services Office form CG 00 01. Policy limits are subject to review, but shall in no event be less than, the following:

   $1,000,000 Each Occurrence
   $2,000,000 General Aggregate
   $2,000,000 Products/Completed Operations Aggregate
   $1,000,000 Personal Injury

2. Exact structure and layering of the coverage shall be left to the discretion of Contractor; however, any excess or umbrella policies used to meet the required limits shall be at least as broad as the underlying coverage and shall otherwise follow form.

3. The following provisions shall apply to the Commercial Liability policy as well as any umbrella policy maintained by the Contractor to comply with the insurance requirements of this Agreement:

   a. Coverage shall be on a "pay on behalf" basis with defense costs payable in addition to policy limits;

   b. There shall be no cross liability exclusion which precludes coverage for claims or suits by one insured against another; and

   c. Coverage shall apply separately to each insured against whom a claim is made or a suit is brought, except with respect to the limits of liability.

B. BUSINESS AUTOMOBILE LIABILITY INSURANCE

Business automobile liability insurance policy which provides coverage at least as broad as ISO form CA 00 01 with policy limits a minimum limit of not less than one million dollars ($1,000,000) each accident using, or providing coverage at least as broad as, Insurance Services Office form CA 00 01. Liability coverage shall apply to all owned, non-owned and hired autos.

In the event that the Work being performed under this Agreement involves transporting of hazardous or regulated substances, hazardous or regulated wastes and/or hazardous or regulated materials, Contractor and/or its subcontractors involved in such activities shall provide coverage with a limit of two million dollars ($2,000,000) per accident covering transportation of such materials by the addition to the Business Auto Coverage Policy of Environmental Impairment Endorsement MCS90 or Insurance Services Office endorsement form CA 99 48, which amends the pollution exclusion in the standard Business Automobile Policy to cover pollutants that are in or upon, being transported or towed by, being loaded onto, or being unloaded from a covered auto.

C. WORKERS' COMPENSATION

1. Workers' Compensation Insurance Policy as required by statute and employer's liability with limits of at least one million dollars ($1,000,000) policy limit Bodily Injury by disease, one million dollars ($1,000,000) each accident/Bodily Injury and one million dollars ($1,000,000) each employee Bodily Injury by disease.

2. The indemnification and hold harmless obligations of Contractor included in this Agreement shall not be limited in any way by any limitation on the amount or type of damage, compensation or benefit payable by or for Contractor or any subcontractor under any Workers' Compensation Act(s), Disability Benefits Act(s) or other employee benefits act(s).

3. This policy must include a Waiver of Subrogation in favor of the City of Santa Clara, its City Council, commissions, officers, employees, volunteers and agents.

D. COMPLIANCE WITH REQUIREMENTS

All of the following clauses and/or endorsements, or similar provisions, must be part of each commercial general liability policy, and each umbrella or excess policy.

1. Additional Insureds. City of Santa Clara, its City Council, commissions, officers, employees, volunteers and agents are hereby added as additional insureds in respect to liability arising out of Contractor's work for City, using Insurance Services Office (ISO) Endorsement CG 20 10 11 85 or the combination of CG 20 10 03 97 and CG 20 37 10 01, or its equivalent.

2. Primary and non-contributing. Each insurance policy provided by Contractor shall contain language or be endorsed to contain wording making it primary insurance as respects to, and not requiring contribution from, any other insurance which the Indemnities may possess, including any self-insurance or self-insured retention they may have. Any other

insurance Indemnities may possess shall be considered excess insurance only and shall not be called upon to contribute with Contractor's insurance.

3. Cancellation.

   a. Each insurance policy shall contain language or be endorsed to reflect that no cancellation or modification of the coverage provided due to non-payment of premiums shall be effective until written notice has been given to City at least ten (10) days prior to the effective date of such modification or cancellation. In the event of non-renewal, written notice shall be given at least ten (10) days prior to the effective date of non-renewal.

   b. Each insurance policy shall contain language or be endorsed to reflect that no cancellation or modification of the coverage provided for any cause save and except non-payment of premiums shall be effective until written notice has been given to City at least thirty (30) days prior to the effective date of such modification or cancellation. In the event of non-renewal, written notice shall be given at least thirty (30) days prior to the effective date of non-renewal.

4. Other Endorsements. Other endorsements may be required for policies other than the commercial general liability policy if specified in the description of required insurance set forth in Sections A through D of this Exhibit C, above.

E. ADDITIONAL INSURANCE RELATED PROVISIONS

Contractor and City agree as follows:

1. Contractor agrees to ensure that subcontractors, and any other party involved with the Services who is brought onto or involved in the performance of the Services by Contractor, provide the same minimum insurance coverage required of Contractor, except as with respect to limits. Contractor agrees to monitor and review all such coverage and assumes all responsibility for ensuring that such coverage is provided in conformity with the requirements of this Agreement. Contractor agrees that upon request by City, all agreements with, and insurance compliance documents provided by, such subcontractors and others engaged in the project will be submitted to City for review.

2. Contractor agrees to be responsible for ensuring that no contract used by any party involved in any way with the project reserves the right to charge City or Contractor for the cost of additional insurance coverage required by this Agreement. Any such provisions are to be deleted with reference to City. It is not the intent of City to reimburse any third party for the cost of

complying with these requirements. There shall be no recourse against City for payment of premiums or other amounts with respect thereto.

3. The City reserves the right to withhold payments from the Contractor in the event of material noncompliance with the insurance requirements set forth in this Agreement.

F. EVIDENCE OF COVERAGE

Prior to commencement of any Services under this Agreement, Contractor, and each and every subcontractor (of every tier) shall, at its sole cost and expense, provide and maintain not less than the minimum insurance coverage with the endorsements and deductibles indicated in this Agreement. Such insurance coverage shall be maintained with insurers, and under forms of policies, satisfactory to City and as described in this Agreement. Contractor shall file with the City all certificates and endorsements for the required insurance policies for City's approval as to adequacy of the insurance protection.

G. EVIDENCE OF COMPLIANCE

Contractor or its insurance broker shall provide the required proof of insurance compliance, consisting of Insurance Services Office (ISO) endorsement forms or their equivalent and the ACORD form 25-S certificate of insurance (or its equivalent), evidencing all required coverage shall be delivered to City, or its representative as set forth below, at or prior to execution of this Agreement. Upon City's request, Contractor shall submit to City copies of the actual insurance policies or renewals or replacements. Unless otherwise required by the terms of this Agreement, all certificates, endorsements, coverage verifications and other items required to be delivered to City pursuant to this Agreement shall be emailed to:

ctsantaclara@ebix.com

Or mailed to:

EBIX Inc.
City of Santa Clara Department of Parks and Recreation
P.O. Box 100085 – S2
Duluth, GA 30096

Telephone number: 951-766-2280
Fax number: 770-325-0409

H. QUALIFYING INSURERS

All of the insurance companies providing insurance for Contractor shall have, and provide written proof of, an A. M. Best rating of at least A minus 6 (A- VI) or shall

be an insurance company of equal financial stability that is approved by the City or its insurance compliance representatives.

EXHIBIT D
LABOR COMPLIANCE ADDENDUM

This Agreement is subject to the requirements of California Labor Code section 1720 et seq. requiring the payment of prevailing wages, the training of apprentices, and compliance with other applicable requirements.

I. Prevailing Wage Requirements

1. Contractor shall be obligated to pay not less than the General Prevailing Wage Rate, which can be found at www.dir.ca.gov and are on file with the City Clerk's office, which shall be available to any interested party upon request. Contractor is also required to have a copy of the applicable wage determination posted and/or available at each job site.

2. Specifically, contractors are reminded of the need for compliance with Labor Code Section 1774-1775 (the payment of prevailing wages and documentation of such), Section 1776 (the keeping and submission of accurate certified payrolls) and 1777.5 in the employment of apprentices on public works projects. Further, overtime must be paid for work in excess of 8 hours per day or 40 hours per week pursuant to Labor Code Section 1811-1813.

3. Special prevailing wage rates generally apply to work performed on weekends, holidays and for certain shift work. Depending on the location of the project and the amount of travel incurred by workers on the project, certain travel and subsistence payments may also be required. Contractors and subcontractors are on notice that information about such special rates, holidays, premium pay, shift work and travel and subsistence requirements can be found at www.dir.ca.gov .

4. Only bona fide apprentices actively enrolled in a California Division of Apprenticeship Standards approved program may be employed on the project as an apprentice and receive the applicable apprenticeship prevailing wage rates. Apprentices who are not properly supervised and employed in the appropriate ratio shall be paid the full journeyman wages for the classification of work performed.

5. As a condition to receiving progress payments, final payment and payment of retention on any and all projects on which the payment of prevailing wages is required, Contractor agrees to present to City, along with its request for payment, all applicable and necessary certified payrolls (for itself and all applicable subcontractors) for the time period covering such payment request. The term "certified payroll" shall include all required documentation to comply with the mandates set forth in Labor Code Section 1720 *et seq*, as well as any additional documentation requested by the City or its designee including, but not limited to: certified

payroll, fringe benefit statements and backup documentation such as monthly benefit statements, employee timecards, copies of wage statements and cancelled checks, proof of training contributions (CAC2 if applicable), and apprenticeship forms such as DAS-140 and DAS-142.

6. In addition to submitting the certified payrolls and related documentation to City, Contractor and all subcontractors shall be required to submit certified payroll and related documents electronically to the California Department of Industrial Relations. Failure to submit payrolls to the DIR when mandated by the project parameters shall also result in the withholding of progress, retention and/or final payment.

7. No contractor or subcontractor may be listed on a bid proposal for a public works project unless registered with the Department of Industrial Relations pursuant to Labor Code section 1725.5 [with limited exceptions from this requirement for bid purposes only under Labor Code section 1771.1(a)].

8. No contractor or subcontractor may be awarded a contract for public work on a public works project, unless registered with the Department of Industrial Relations pursuant to Labor Code section 1725.5. Contractors MUST be a registered "public works contractor" with the DIR AT THE TIME OF BID. Where the prime contract is less than $15,000 for maintenance work or less than $25,000 for construction alternation, demolition or repair work, registration is not required.

9. All contractors/subcontractors and related construction services subject to prevailing wage, including but not limited to: trucking, surveying and inspection work must be registered with the Department of Industrial Relations as a "public works contractor". Those you fail to register and maintain their status as a public works contractor shall not be permitted to perform work on the project.

10. Should any contractor or subcontractors not be a registered public works contractor and perform work on the project, Contractor agrees to fully indemnify the City for any fines assessed by the California Department of Industrial Relations against the City for such violation, including all staff costs and attorney's fee relating to such fine.

11. This project is subject to compliance monitoring and enforcement by the Department of Industrial Relations.

J. Audit Rights

All records or documents required to be kept pursuant to this Agreement to verify compliance with this Addendum shall be made available for audit at no cost to City, at any time during regular business hours, upon written request by the City Attorney, City Auditor, City Manager, or a designated representative of any of these officers. Copies of such records or documents shall be provided to City for audit at City Hall when it is

practical to do so. Otherwise, unless an alternative is mutually agreed upon, the records or documents shall be made available at Contractor's address indicated for receipt of notices in this Agreement.

K. Enforcement

1. City shall withhold any portion of a payment; including the entire payment amount, until certified payroll forms and related documentation are properly submitted, reviewed and found to be in full compliance. In the event that certified payroll forms do not comply with the requirements of Labor Code Section 1720 et seq., City may continue to hold sufficient funds to cover estimated wages and penalties under the Agreement.

2. Based on State funding sources, this project may be subject to special labor compliance requirements of Proposition 84.

3. The City is not obligated to make any payment due to Contractor until Contractor has performed all of its obligations under these provisions. This provision means that City can withhold all or part of a payment to Contractor until all required documentation is submitted. Any payment by the City despite Contractor's failure to fully perform its obligations under these provisions shall not be deemed to be a waiver of any other term or condition contained in this Agreement or a waiver of the right to withhold payment for any subsequent breach of this Addendum.

City or the California Department of Industrial Relations may impose penalties upon contractors and subcontractors for failure to comply with prevailing wage requirements. These penalties are up to $200 per day per worker for each wage violation identified; $100 per day per worker for failure to provide the required paperwork and documentation requested within a 10-day window; and $25 per day per worker for any overtime violation.

Bond #: 070225013
Premium: $10,502.00

PAYMENT BOND

DOCUMENT _____

CONSTRUCTION LABOR AND MATERIAL PAYMENT BOND

This Construction Labor and Materials Payment Bond ("Bond"), dated October 29, 2024, ~~200~~, is in the penal sum of Four Hundred Twenty Thousand Seventy- Two Dollars, ($420,072), and is entered into by and between the parties listed below to ensure the payment of claimants under of the Construction Contract listed below. This Bond consists of this page and the Bond Terms and Conditions, Paragraphs 1 through 13, attached to this page. Any singular reference to Adams Pool Solutions ("Contractor"), The Ohio Casualty Insurance Company ("Surety"), the City of Santa Clara, California, a charted California municipal corporation ("City") or other party shall be considered plural where applicable.

CONSTRUCTION CONTRACT

City of Santa Clara Pool Replastering Services at the George F. Haines International Swim Center Contract RFB 24-25-06

Dated: October 29, 2024 ~~200~~

In the amount of $420,072 Dollars

CONTRACTOR AS PRINCIPAL:

Contractor Name

Earl Adams Tile-Coping & Plastering, Inc.
DBA: Adams Pool Solutions

Principal Address of Business

3675 Old Santa Rita Road

Pleasanton, CA 94588

(Corp. Seal)

Signature: [signature]

Name: Debra Ella

Title: CFO

SURETY:

Surety Name:

The Ohio Casualty Insurance Company

Principal Address of Business

1850 Mt. Diablo Blvd., Ste 400

Walnut Creek, CA 94596

(Corp. Seal)

Signature: [signature]

Name: Wendy A. Stewart

Title: Attorney-in-Fact

Approved as to Form:

[signature]

City Attorney

CALIFORNIA ACKNOWLEDGMENT **CIVIL CODE § 1189**

A notary public or other officer completing this certificate verifies only the identity of the individual who signed the document to which this certificate is attached, and not the truthfulness, accuracy, or validity of that document.

State of California
County of Contra Costa }

On October 29, 2024 before me, Sundé Nicole Edwards-Stewart, Notary Public
Date *Here Insert Name and Title of the Officer*

personally appeared Wendy A. Stewart
Name(s) of Signer(s)

who proved to me on the basis of satisfactory evidence to be the person(s) whose name(s) is/are subscribed to the within instrument and acknowledged to me that he/she/they executed the same in his/her/their authorized capacity(ies), and that by his/her/their signature(s) on the instrument the person(s), or the entity upon behalf of which the person(s) acted, executed the instrument.

SUNDE NICOLE EDWARDS-STEWART
Notary Public - California
Contra Costa County
Commission # 2462167
My Comm. Expires Sep 5, 2027

Place Notary Seal and/or Stamp Above

I certify under PENALTY OF PERJURY under the laws of the State of California that the foregoing paragraph is true and correct.

WITNESS my hand and official seal.

Signature
Signature of Notary Public

OPTIONAL

Completing this information can deter alteration of the document or fraudulent reattachment of this form to an unintended document.

Description of Attached Document
Title or Type of Document: Payment Bond
Document Date: 10-29-24 Number of Pages:
Signer(s) Other Than Named Above:

Capacity(ies) Claimed by Signer(s)

Signer's Name:
☐ Corporate Officer – Title(s):
☐ Partner – ☐ Limited ☐ General
☐ Individual ☐ Attorney in Fact
☐ Trustee ☐ Guardian or Conservator
☐ Other:
Signer is Representing:

Signer's Name:
☐ Corporate Officer – Title(s):
☐ Partner – ☐ Limited ☐ General
☐ Individual ☐ Attorney in Fact
☐ Trustee ☐ Guardian or Conservator
☐ Other:
Signer is Representing:

©2019 National Notary Association

ACKNOWLEDGMENT

A notary public or other officer completing this certificate verifies only the identity of the individual who signed the document to which this certificate is attached, and not the truthfulness, accuracy, or validity of that document.

State of California
County of Alameda)

On October 30, 2024 before me, Rebecca Moore, Notary Public
(insert name and title of the officer)

personally appeared Debra Eula,
who proved to me on the basis of satisfactory evidence to be the person(s) whose name(s) is/are subscribed to the within instrument and acknowledged to me that he/she/they executed the same in his/her/their authorized capacity(ies), and that by his/her/their signature(s) on the instrument the person(s), or the entity upon behalf of which the person(s) acted, executed the instrument.

I certify under PENALTY OF PERJURY under the laws of the State of California that the foregoing paragraph is true and correct.

WITNESS my hand and official seal.

REBECCA MOORE
Notary Public - California
Alameda County
Commission # 2375023
My Comm. Expires Sep 13, 2025

Signature Rebecca Moore (Seal)

PERFORMANCE BOND

DOCUMENT _____

CONSTRUCTION PERFORMANCE BOND

This Construction Performance Bond ("Bond"), dated October 29, 2024, ~~200~~, is in the penal sum of Four Hundred Twenty Thousand Seventy-Two Dollars, ($420,072), which is equal to one hundred percent of the Contract Price, and is entered into by and between the parties listed below to ensure the faithful performance of the Construction Contract listed below. This Bond consists of this page and the Bond Terms and Conditions, Paragraphs 1 through 12, attached to this page. Any singular reference to Adams Pool Solutions ("Contractor"), The Ohio Casualty Insurance Company ("Surety"), City of Santa Clara, California, a chartered California municipal corporation ("City") or other party shall be considered plural where applicable.

CONSTRUCTION CONTRACT

City of Santa Clara Pool Replastering Services at the George F. Haines International Swim Center, Contract RFB 24-25-06

Dated: October 29, 2024 ~~200~~

In the amount of $420,072 Dollars

CONTRACTOR AS PRINCIPAL:

Contractor Name

Earl Adams Tile-Coping & Plastering, Inc.
DBA: Adams Pool Solutions

Principal Address of Business

3675 Old Santa Rita Road

Pleasanton, CA 94588

(Corp. Seal)

Signature: [signature]

Name: Debra Ella

Title: CFO

SURETY:

Surety Name:

The Ohio Casualty Insurance Company

Principal Address of Business

1850 Mt. Diablo Blvd., Ste. 400

Walnut Creek, CA94596

(Corp. Seal)

Signature: [signature]

Name: Wendy A. Stewart

Title: Attorney-in-Fact

Approved as to Form:

[signature]

City Attorney

CALIFORNIA ACKNOWLEDGMENT **CIVIL CODE § 1189**

A notary public or other officer completing this certificate verifies only the identity of the individual who signed the document to which this certificate is attached, and not the truthfulness, accuracy, or validity of that document.

State of California
County of Contra Costa }

On October, 29, 2024 before me, Sundé Nicole Edwards-Stewart, Notary Public
Date *Here Insert Name and Title of the Officer*

personally appeared Wendy A. Stewart
Name(s) of Signer(s)

who proved to me on the basis of satisfactory evidence to be the person(s) whose name(s) is/are subscribed to the within instrument and acknowledged to me that he/she/they executed the same in his/her/their authorized capacity(ies), and that by his/her/their signature(s) on the instrument the person(s), or the entity upon behalf of which the person(s) acted, executed the instrument.

SUNDE NICOLE EDWARDS-STEWART
Notary Public - California
Contra Costa County
Commission # 2462167
My Comm. Expires Sep 5, 2027

Place Notary Seal and/or Stamp Above

I certify under PENALTY OF PERJURY under the laws of the State of California that the foregoing paragraph is true and correct.

WITNESS my hand and official seal.

Signature
Signature of Notary Public

OPTIONAL

Completing this information can deter alteration of the document or fraudulent reattachment of this form to an unintended document.

Description of Attached Document
Title or Type of Document: Performance Bond
Document Date: 10-29-24 Number of Pages:
Signer(s) Other Than Named Above:

Capacity(ies) Claimed by Signer(s)

Signer's Name:
☐ Corporate Officer – Title(s):
☐ Partner – ☐ Limited ☐ General
☐ Individual ☐ Attorney in Fact
☐ Trustee ☐ Guardian or Conservator
☐ Other:
Signer is Representing:

Signer's Name:
☐ Corporate Officer – Title(s):
☐ Partner – ☐ Limited ☐ General
☐ Individual ☐ Attorney in Fact
☐ Trustee ☐ Guardian or Conservator
☐ Other:
Signer is Representing:

©2019 National Notary Association

This Power of Attorney limits the acts of those named herein, and they have no authority to bind the Company except in the manner and to the extent herein stated.

Liberty Mutual Insurance Company
The Ohio Casualty Insurance Company
West American Insurance Company

Certificate No: **8208975-984841**

POWER OF ATTORNEY

KNOWN ALL PERSONS BY THESE PRESENTS: That The Ohio Casualty Insurance Company is a corporation duly organized under the laws of the State of New Hampshire, that Liberty Mutual Insurance Company is a corporation duly organized under the laws of the State of Massachusetts, and West American Insurance Company is a corporation duly organized under the laws of the State of Indiana (herein collectively called the "Companies"), pursuant to and by authority herein set forth, does hereby name, constitute and appoint, Andrew Bolger; Christina Davis; Cory Higgins; Jamie Yaudes; Jessica Griewahn; Julie Heckman; Lisa Reyes; Nicole Sidlauskas; Wendy Stewart

all of the city of Walnut Creek state of CA each individually if there be more than one named, its true and lawful attorney-in-fact to make, execute, seal, acknowledge and deliver, for and on its behalf as surety and as its act and deed, any and all undertakings, bonds, recognizances and other surety obligations, in pursuance of these presents and shall be as binding upon the Companies as if they have been duly signed by the president and attested by the secretary of the Companies in their own proper persons.

IN WITNESS WHEREOF, this Power of Attorney has been subscribed by an authorized officer or official of the Companies and the corporate seals of the Companies have been affixed thereto this 7th day of November, 2022.

Liberty Mutual Insurance Company
The Ohio Casualty Insurance Company
West American Insurance Company

By: David M. Carey, Assistant Secretary

State of PENNSYLVANIA
County of MONTGOMERY ss

On this 7th day of November, 2022 before me personally appeared David M. Carey, who acknowledged himself to be the Assistant Secretary of Liberty Mutual Insurance Company, The Ohio Casualty Company, and West American Insurance Company, and that he, as such, being authorized so to do, execute the foregoing instrument for the purposes therein contained by signing on behalf of the corporations by himself as a duly authorized officer.

IN WITNESS WHEREOF, I have hereunto subscribed my name and affixed my notarial seal at Plymouth Meeting, Pennsylvania, on the day and year first above written.

Commonwealth of Pennsylvania - Notary Seal
Teresa Pastella, Notary Public
Montgomery County
My commission expires March 28, 2025
Commission number 1126044
Member, Pennsylvania Association of Notaries

By: Teresa Pastella, Notary Public

This Power of Attorney is made and executed pursuant to and by authority of the following By-laws and Authorizations of The Ohio Casualty Insurance Company, Liberty Mutual Insurance Company, and West American Insurance Company which resolutions are now in full force and effect reading as follows:

ARTICLE IV – OFFICERS: Section 12. Power of Attorney.
Any officer or other official of the Corporation authorized for that purpose in writing by the Chairman or the President, and subject to such limitation as the Chairman or the President may prescribe, shall appoint such attorneys-in-fact, as may be necessary to act in behalf of the Corporation to make, execute, seal, acknowledge and deliver as surety any and all undertakings, bonds, recognizances and other surety obligations. Such attorneys-in-fact, subject to the limitations set forth in their respective powers of attorney, shall have full power to bind the Corporation by their signature and execution of any such instruments and to attach thereto the seal of the Corporation. When so executed, such instruments shall be as binding as if signed by the President and attested to by the Secretary. Any power or authority granted to any representative or attorney-in-fact under the provisions of this article may be revoked at any time by the Board, the Chairman, the President or by the officer or officers granting such power or authority.

ARTICLE XIII – Execution of Contracts: Section 5. Surety Bonds and Undertakings.
Any officer of the Company authorized for that purpose in writing by the chairman or the president, and subject to such limitations as the chairman or the president may prescribe, shall appoint such attorneys-in-fact, as may be necessary to act in behalf of the Company to make, execute, seal, acknowledge and deliver as surety any and all undertakings, bonds, recognizances and other surety obligations. Such attorneys-in-fact subject to the limitations set forth in their respective powers of attorney, shall have full power to bind the Company by their signature and execution of any such instruments and to attach thereto the seal of the Company. When so executed such instruments shall be as binding as if signed by the president and attested by the secretary.

Certificate of Designation – The President of the Company, acting pursuant to the Bylaws of the Company, authorizes David M. Carey, Assistant Secretary to appoint such attorneys-in-fact as may be necessary to act on behalf of the Company to make, execute, seal, acknowledge and deliver as surety any and all undertakings, bonds, recognizances and other surety obligations.

Authorization – By unanimous consent of the Company's Board of Directors, the Company consents that facsimile or mechanically reproduced signature of any assistant secretary of the Company, wherever appearing upon a certified copy of any power of attorney issued by the Company in connection with surety bonds, shall be valid and binding upon the Company with the same force and effect as though manually affixed.

I, Renee C. Llewellyn, the undersigned, Assistant Secretary, The Ohio Casualty Insurance Company, Liberty Mutual Insurance Company, and West American Insurance Company do hereby certify that the original power of attorney of which the foregoing is a full, true and correct copy of the Power of Attorney executed by said Companies, is in full force and effect and has not been revoked.

IN TESTIMONY WHEREOF, I have hereunto set my hand and affixed the seals of said Companies this 29th day of October, 2024.

By: Renee C. Llewellyn, Assistant Secretary

LMS-12873 LMIC OCIC WAIC Multi Co 02/21

Not valid for mortgage, note, loan, letter of credit, currency rate, interest rate or residual value guarantees.

For bond and/or Power of Attorney (POA) verification inquiries, please call 610-832-8240 or email HOSUR@libertymutual.com.

ACKNOWLEDGMENT

A notary public or other officer completing this certificate verifies only the identity of the individual who signed the document to which this certificate is attached, and not the truthfulness, accuracy, or validity of that document.

State of California
County of Alameda)

On October 30, 2024 before me, Rebecca Moore, Notary Public
(insert name and title of the officer)

personally appeared Debra Eula,
who proved to me on the basis of satisfactory evidence to be the person(s) whose name(s) is/are subscribed to the within instrument and acknowledged to me that he/she/they executed the same in his/her/their authorized capacity(ies), and that by his/her/their signature(s) on the instrument the person(s), or the entity upon behalf of which the person(s) acted, executed the instrument.

I certify under PENALTY OF PERJURY under the laws of the State of California that the foregoing paragraph is true and correct.

WITNESS my hand and official seal.

REBECCA MOORE
Notary Public - California
Alameda County
Commission # 2375023
My Comm. Expires Sep 13, 2025

Signature Rebecca Moore (Seal)

503 37

Search

Insured Name

EARL ADAMS TILE-COPING & PLASTER

EARL ADAMS TILE-COPING &

Active Records Only

Advance Search

Insured Tasks **Admin Tools**

View

- Insured
- Notes
- History
- Deficiencies
- Coverages
- Requirements
- Contract Screen

Add

Edit

Help

Video Tutorials

Insured

Name:	EARL ADAMS TILE-COPING & PLASTERING, INC. Dba ADAM
Account Number:	S200005126
Address:	3675 OLD SANTA RITA RD., PLEASANTON, CA, 94588
Status:	Currently in Compliance.

Insured

Business Unit(s) | Insured History | Print Insured Info

Account Information

Account Number:	S200005126
Risk Type:	Exhibit C2 - Svc Contract>$50,000-Limited Exposure
Do Not Call:	Address Updated:

Address Information

Mailing Address	**Physical Address**
Insured:	EARL ADAMS TILE-COPING & PLASTERING, INC. Dba ADAM
Address 1:	3675 OLD SANTA RITA RD.
Address 2:	
City:	PLEASANTON
State:	CA

State:	CA	
Zip:	94588	
Country:		

Contract Information

Contract Number:		
Contract Start Date:		Contract End Date:
Contract Effective Date:		Contract Expiration Date
Description of Services:	Pool Replastering Services + Additional Repairs	Safety Form II:

Contact Information

Contact Name:	LORENE GREEN-NATSCH	Misc:
Phone Number:	9258283100	Alt Phone Number:
Fax Number:		
E-Mail Address:	orene@adamspools.com;kris@adamspools.c s@santaclaraca.gov;cshaffer@santaclaraca.g	
Approval Date:		
Rush:	Yes	
Contract on File:	No	
Certificate Received:	Yes	
Indemnification Agreement:	No	
Tax Id:	942234380	

This Account created by c65 on 03/28/2023.

City of Santa Clara
The Center of What's Possible

Memorandum

Date: February 13, 2025

To: Mayor & City Council

From: Jōvan D. Grogan, City Manager

Subject: Update on International Swim Center Upgrades

This memorandum provides the City Council with an update on the efforts to mitigate safety and operational issues at the City's International Swim Center (ISC) in order to partially reopen the facility. As you know, on January 29, 2025, staff invited the City Council and Aquatics User Groups to meet with Adams Pool Solutions (contractor) at the ISC to observe and discuss unanticipated (extensive) damage to the gutter infrastructure. At that meeting, the contractor expressed concerns regarding the age of ISC and its infrastructure, including pool deck, plumbing, and boiler systems.

As you know, the staff has been committed to exploring all opportunities to reconstruct or substantially renovate the ISC. This work has continued even as we launched the replastering project. Draining of training and racing pools and the contractor's work to remove the existing surface have revealed an option to expand the current project to accomplish a larger renovation of the facility. **As a result, we are at a critical juncture in the replastering project, and staff is evaluating two options.** Prior to updating the Swim user groups on this option on February 26, staff would like to brief the Mayor and Councilmembers. To this end, staff would like to set up 1-hour briefings ASAP. Please contact Carolyn McDowell to schedule a meeting – 408-615-4892 or cmcdowell@santaclaraca.gov.

Below is a brief summary of the two options that will be discussed in the briefings.

> Option A – Continue with the replastering of the training and racing pools, including the added remedy work to the gutter and apron. In this scenario, barring the discovery of further critical damage, the facility would reopen in late Spring 2025 with a maximum capacity of 200 people to train or swim recreationally. This scenario has $1.86M in budget and does not provide any remediation to the diving well and tower, infrastructure, pool deck, plumbing, boiler systems, administration building or locker rooms. This scenario is a short-term fix (3-5 years), which will need to be worked around, where possible when a long-term solution is funded and implemented.
>
> Option B – Expand the scope of work to replace the pool decking, recirculation, plumbing, boilers, and perimeter gutter systems for all pools, including the dive well and tower. This option will reconfigure the racing pool depth, lighting, temperature and equipment to adhere to County of Santa Clara requirements, create operational

efficiencies and redundancies as well as meet the requirements for World Aquatics Competition Regulations for international competitions. This $4-5 M investment would extend the life of the facility to 25-30 years and take 10-12 months to complete (plans/permits (2-4 months), construction (8-10 months). Additionally, there are no occupancy restrictions with this option. Demolition, design and construction of new administration, locker room, and equipment storage building(s) can run concurrently, at an additional expense. Subject to further actions, this work can be funded with proceeds from the voter-approved infrastructure bond.

Please contact Carolyn McDowell to schedule a meeting – 408-615-4892 or cmcdowell@santaclaraca.gov.

Cc: Damon Sparacino, Parks and Recreation Director
Carolyn McDowell, ISC Project Coordinator

RESOLUTION NO. _____

A RESOLUTION OF THE CITY OF SANTA CLARA, CALIFORNIA DECLARING AN URGENCY TO AWARD A PUBLIC WORKS PROJECT AT THE GEORGE F. HAINES INTERNATIONAL SWIM CENTER WITHOUT ADVERTISING FOR BIDS IN ACCORDANCE WITH SANTA CLARA CITY CHARTER SECTION 1310

WHEREAS, the George F. Haines International Swim Center (ISC) was designed in 1965, constructed in 1966, and opened to the public on July 1, 1967;

WHEREAS, the ISC features three pools (a 50-meter x 25-yard racing pool, a deep diving well, and a training pool), decks, mechanical circulation, filtration and heating systems, 3,000-seat viewing stands, roof, and several support spaces;

WHEREAS, in 2017, the Kitchell Report determined that the majority of the ISC was in poor to critical condition, with many components being deemed beyond their useful life;

WHEREAS, the City contracted with LPA, Inc. to conduct an assessment of the ISC which revealed significant health and safety concerns;

WHEREAS, in January 2024, due to the health and safety concerns identified in the LPA report, the ISC was closed indefinitely;

WHEREAS, during the ISC's closure the City has worked with local aquatic groups such as the Santa Clara Swim Club, Santa Clara Artistic Swimming, and the Santa Clara Dive Club to find alternate locations that meet their program needs, however alternate locations do not match what was offered at the ISC nor do such locations meet all of the aquatic groups' needs;

WHEREAS, since the ISC's closure, the City has engaged in efforts to reopen the facility in a limited capacity by replastering the racing pool and training pool (the "Original Project");

WHEREAS, during the course of the City's replastering project, the City's contractor, Adams Pool Solutions, discovered unforeseen damage to the pools' gutter and apron infrastructure and provided the City with potential options to remediate the facility;

WHEREAS, City staff now recommends pursuing an expanded project scope to the Original Project that includes replacement of the pool decking, recirculation, plumbing, boilers and

perimeter gutter systems for all pools, replacement or refurbishment of the dive tower, and reconfiguration of the racing pool depth, lighting, temperature, and equipment (the "Project");

WHEREAS, there is a critical need to act expeditiously to implement the Project in order to mitigate the negative impacts of the ISC's closure on the City and local aquatic groups;

WHEREAS, Santa Clara City Charter Section 1310 authorizes the City Council to award a public works contract without advertising for bids if the City Council deems the work to be of urgent necessity for the preservation of life, health or property;

WHEREAS, several programmatic, financial, and social impacts on the City and local non-profit aquatics groups justify a need to issue a contract award for the Project without advertising for bids; and

WHEREAS, the Project contract award is proposed for Adams Pool Solutions, a contractor previously selected pursuant to a competitive bid process to do the Original Project work, and a contractor that has satisfactorily performed a substantial number of project scopes involving similar work for the City on other City aquatic facilities over the years.

NOW THEREFORE, BE IT RESOLVED BY THE CITY OF SANTA CLARA AS FOLLOWS:

1. The City Council hereby deems the work implementing the Project to be of urgent necessity for the preservation of life, health, and property based on the following declaration of facts:

A. For local aquatic groups and their participants:

(1) They are experiencing significant on-going disruptions to programming schedules due to the lack of a consistent space since the ISC's closure.

(2) Alternate locations do not match what was offered at the ISC (e.g., bodies of water/depth, platform volume and heights, ability to offer daily programming, exhibitions, meets, shows, camps, swim lessons, etc.) which place aquatic groups at a significant disadvantage financially and programmatically, and which hinders the City's ability to attract tourism to the area and collect user fees for capital improvements and maintenance of the

facility.

(3) Increased travel time to and from alternate sites presents substantial challenges and risks for families (e.g., additional time on the road and reducing time for homework, dinner, and other commitments, that are important to the health and well-being of parents and children alike).

(4) Movement of equipment from site to site causes increased wear and tear and the need to accelerate standard replacement schedules, increasing costs.

(5) Financial strain on organizations due to increased pool rental costs increase membership dues and create financial barriers for families.

(6) The prolonged closure of the ISC diminishes the ability of local aquatic groups to prepare athletes to collegiate programs, world class athletes to national, international and Olympic teams as well as professional shows.

(7) The ongoing closure of the ISC creates uncertainty on the long-term viability of the aquatic user groups based overextended operation restrictions.

B. For the City and users of the ISC generally:

(1) City has experienced a dramatic impact in its ability to deliver core health and wellness recreation aquatic programs, such as lap swimming and drop-in swimming for City residents.

(2) In 2022, the last year of uninterrupted ISC operation, the City served over 20,000 participants for these services. Since the 2024 ISC closure, the City has served less than 1,000 participants for the same services as alternative facilities are inadequate to meet the demand and need for such services.

(3) The lack of availability of the ISC to support core health and wellness recreation aquatic programs has, and will continue to have until re-opened, a material adverse impact on the public health and well-being of Santa Clara residents.

2. In light of the foregoing declaration and determination, the demonstrated capacity and

qualifications of Adams Pool Solutions to do the Project work on reasonable market terms, and any and all other evidence and testimony presented in the record of the proceeding with respect to the Project, the City Council hereby waives the standard requirements under Charter Section 1310 that would otherwise require advertising for bids for the award of the Project, thereby allowing for the award of the Project contract to Adams Pool Solutions without advertising for bids.

3. Effective date. This resolution shall become effective immediately.

I HEREBY CERTIFY THE FOREGOING TO BE A TRUE COPY OF A RESOLUTION PASSED AND ADOPTED BY THE CITY OF SANTA CLARA, CALIFORNIA, AT A REGULAR MEETING THEREOF HELD ON THE ___ DAY OF _____, 2025, BY THE FOLLOWING VOTE:

AYES: COUNCILORS:

NOES: COUNCILORS:

ABSENT: COUNCILORS:

ABSTAINED: COUNCILORS:

ATTEST: _____
NORA PIMENTEL, MMC
ASSISTANT CITY CLERK
CITY OF SANTA CLARA

25-412 Agenda Date: 4/8/2025

REPORT TO COUNCIL

SUBJECT
Update on Measure I - Santa Clara's Public Facilities and Infrastructure Bond Measure Work Plan, Implementation Schedule, and Request for Direction on the Appointment Process and Terms for the Measure I Bond Compliance Oversight Committee

BACKGROUND
On November 5, 2024, voters in the City of Santa Clara approved ballot Measure I, the Public Facilities and Infrastructure Bond Measure. This general obligation bond authorizes the issuance of $400 million to help address over $600 million in unfunded infrastructure needs, including aging fire stations, storm drain systems, and aquatic facilities. City staff have identified priority projects within the Expenditure Plan (Attachment 1), and the bond funding will provide a clear path forward for making essential repairs and improvements across Santa Clara.

The plan includes the following specific projects and estimated delivery costs. The project areas are:

- Fire Stations and Emergency Response ($142,235,450)
- Parks, Libraries, Senior Center, and Aquatics Facilities ($115,258,750)
- Stormdrain System Improvements ($46,000,000)
- Police Facilities ($43,987,500)
- Streets and Transportation ($41,170,000)
- Historic Buildings and Beautification ($9,200,000)

DISCUSSION
The $400 million bond marks a significant milestone for the City and its ability to make significant capital improvements throughout the City. The City is working on several initiatives to support efforts to advance Measure I projects. Below is a list of ongoing activities and a detailed strategy for moving the Measure I program forward.

Measure I Leadership Team

The City Manager has established an internal leadership team to oversee the Measure I program, consisting of the Capital Projects Program Manager, the Director of Public Works, and the Finance Director. This team is responsible for providing oversight, making key decisions, and setting the strategic direction for the Measure I program.

The City is currently hiring a Capital Project Program Manager to oversee the implementation of Measure I infrastructure projects. This role will coordinate across multiple departments to manage project objectives, priorities, schedules, and budgets. Additionally, the Program Manager will provide regular updates to the City Council, ensuring transparency and highlighting the impact of each

initiative. The recruitment period closes on April 18.

Department of Public Works (DPW)
The Director of Public Works and the Public Works team will play a vital role in coordinating and implementing Measure I projects. Working closely with the Capital Projects Program Manager, the Department of Public Works will collaborate with various departments to ensure efficient project execution. They will also hold regular meetings with project teams to monitor progress, address challenges, and keep initiatives on track.

Bond Administration Team
The Director of Finance will lead the bond administration team, overseeing the timing and issuance of bonds, fund budgeting, debt repayment, and the tracking of revenues, encumbrances, and expenditures, all while ensuring compliance with state and federal regulations. Staff will work closely with the bond administration team to facilitate project approvals and ensure timely reimbursements to the Department of Finance for bond-related expenditures. In preparation for the Measure I Bond, City staff recommended and the City Council appointed Jones Hall, A Professional Law Corporation-a nationally recognized bond counsel firm-to serve as bond counsel, and Public Financial Management to serve as municipal advisor for the bond election and subsequent issuances. Both firms play a crucial role in supporting the Bond Administration Team.

Measure I Bond Compliance Oversight Committee
As required by Measure I, the City is establishing a Bond Compliance Oversight Committee (Committee) to ensure transparency and accountability in the implementation of Measure I projects. The role of the Committee is to:

1. Ensure that project implementation aligns with all bond measure requirements, including the terms of the Expenditure Plan.
2. Review and report on annual audits.
3. Review and provide recommendations to the City Council on any proposed amendments to the Expenditure Plan.
4. Inform the public about the expenditure of bond proceeds.

Per the Measure I Ordinance, Attachment 2, the Committee will consist of nine (9) members selected through a lottery process and appointed by the City Council. The Council's appointment serves as a ratification of the lottery process and confirmation that the selection aligns with the criteria outlined in the ordinance. The Committee will include:

- Seven residents of the City. No application or appointment criteria was provided for in the Ordinance.
- One large business representative and one small business representative, neither of whom must be residents but must be owners or employees of businesses headquartered within the City.

- Business representatives must not be employed by or have previously worked for a firm that provides services to any professional sports teams within the City.

Additional Considerations for the Committee
The City seeks further direction regarding the lottery process and term limits:

1. Citywide vs. District Lottery Process: The ordinance requires that seven resident members be chosen by a lottery method, but it did not designate additional requirements. As with our other commissions, City Council should determine if the lottery will be structured with district seats (i.e. six (6) district seats and one (1) citywide seat, which aligns to how the City Council is structured), or if all seven (7) seats will be chosen irrespective of district residency.

2. Term Limits: The proposed term structure follows the City's policies and practices with other commissions, allowing members to serve two full four-year terms. Also consistent with City policies and practices, to ensure continuity and prevent all seats from being vacated simultaneously, initial appointments will be staggered as follows:
    - Two-year term for representatives from Districts 1, 3, and 5, and Small Business Representative
    - Four-year term for representatives from Districts 2, 4, 6, the at-large seat, and Large Business Representative

    Those members serving an initial two-year term will be eligible to serve up to two additional four-year terms.

The City is currently recruiting members for the Committee, with the recruitment period concluding on April 29th. The lottery is anticipated to be conducted in May, with City Council confirmation expected in early June. The City Council may delay its decision on a citywide or district-based lottery process until after the application period closes and it is known if there is one or multiple applicants for each district.

Bond Issuance:

The bond issuance process requires collaboration with the City’s financial advisor to competitively select an underwriter and bring the bonds to market. Once this process is complete, the City will receive the initial bond proceeds to fund phases of the projects outlined in the Measure I program. Given the scale of the bond projects and the time needed to finalize design and construction documents, the bonds are expected to be issued in multiple tranches over time. Projects with an identified scope of work will be initiated using the first tranche of funding, while more complex projects or projects currently without a defined scope of work - will be funded in subsequent tranches.

In accordance with IRS regulations, although there is some flexibility, the City must generally expend the proceeds from each bond issuance within three years. Staff plans to bring a resolution to authorize a tax levy, in accordance with the terms included in Measure I, in June, with the bond issuance targeted for early Fall 2025. Subsequent issuances will be made until the full $400 million in Measure I bonds are issued and, to the maximum extent possible, all projects identified in the Expenditure Plan are completed. The City cannot receive bond proceeds until the property tax levy is placed on the tax roll by the County Assessor, which occurs in August 2025.

In preparation for the initial issuance, additional staff are being hired and it is anticipated that budget actions will be introduced to enable those new staff to begin preliminary work in the Summer 2025. This includes developing scope of works and RFP documents for hiring design consultants. Additionally, preliminary design and engineering costs incurred before the bond issuance may be eligible for reimbursement from bond proceeds once the bonds are issued.

Capital Projects Delivery Program

Recognizing that undertaking $400 million in capital projects is a significant effort, City staff has begun prioritizing the proposed infrastructure projects outlined in the Expenditure Plan. To ensure a structured and efficient approach, projects have been categorized into three types:

1. Type 1 - Design-Ready Projects

The Department of Public Works has identified projects that are ready to be designed and are ready to proceed with immediate initial funding. These projects will be prioritized in the first bond issuance to allow them to begin without delay. These types of projects include roadway paving, ADA improvements, creek trail rehabilitation, and storm drain system improvements

2. Type 2 - Projects requiring conceptual design efforts

Type 2 projects are multi-year initiatives that are larger or more complex and require additional time to finalize design concepts. These projects require additional preliminary work before design can commence. Staff will identify and prioritize these projects accordingly. These types of projects include park improvements, pump stations, and fire stations.

3. Type 3 - Projects requiring further definition, planning, and feasibility analysis prior to design

Type 3 projects require additional study, planning, and feasibility assessments before the design phase can begin. These projects may include police facilities, libraries, senior center, historic buildings, and additional park projects that have yet to be identified.

International Swim Center: As outlined in RTC 25-140, the initial design and construction improvements for the International Swim Center (ISC)-including the restoration of the three swimming pools and dive tower-would be funded through the first tranche of approximately $10 million from the $45 million allocated for aquatics-related projects. Additional aquatic facility enhancements with the remaining allocation may include further improvements to the ISC, as well as upgrades to the Warburton Swim Center, Mary Gomez Swim Center, and the Senior Center Natatorium. Categorizing projects in this manner allows the City to begin work on design ready initiatives while simultaneously planning and prioritizing feasibility and design efforts for the remaining projects. Given the increased workload, particularly within the Department of Public Works, staff are evaluating its staffing model to ensure adequate resources are available to support the Measure I bond program.

Once reviewed by the Committee and approved by the City Council, staff are prepared to initiate work on the projects included in the initial tranche of bond proceeds by early 2026. A proposed project list and estimated budget for the first bond issuance will be presented later this year.

In anticipation of the issuance of bonds, staff will return to the City Council before the end of the Fiscal Year with a Resolution of to authorize a tax levy, in accordance with the terms included in Measure I, to be provided to the Santa Clara County for incorporation into the upcoming property tax roll. We will also be coordinating training sessions for both the Committee and the City Council on the fiduciary roles and responsibilities for the oversight of the bonds.

Meetings	Date

Selection of Bond Compliance Oversight Committee	May 2025
Approval of Bond Compliance Oversight Committee	May/June 2025
COC/Council Bond Training	June 2025
Resolution Authorization of Tax Levy to be provided to Santa Clara County	June 2025
COC Meeting	August 2025

ENVIRONMENTAL REVIEW

The action being considered does not constitute a “project” within the meaning of the California Environmental Quality Act (“CEQA”) pursuant to CEQA Guidelines section 15378(b)(5) in that it is an administrative activity that will not result in direct or indirect physical changes in the environment.

FISCAL IMPACT

These is no fiscal impact for oversight of the Measure I Bond Measure program other than staff time.

COORDINATION

This report has been coordinated with the Finance Department, Department of Public Works, and the City Attorney’s Office.

PUBLIC CONTACT

Public contact was made by posting the Council agenda on the City’s official-notice bulletin board outside City Hall Council Chambers. A complete agenda packet is available on the City’s website and in the City Clerk’s Office at least 72 hours prior to a Regular Meeting and 24 hours prior to a Special Meeting. A hard copy of any agenda report may be requested by contacting the City Clerk’s Office at (408) 615-2220, email clerk@santaclaraca.gov or at the public information desk at any City of Santa Clara public library.

RECOMMENDATION

1. The City Council note and file the Measure I update report.
2. The City Council take the following actions with respect to the Measure I Citizen’s Oversight Committee:
   a. Approve the criteria that 6 of the 7 residents serving on the Citizen’s Oversight Committee be selected by District so that all 6 Council Districts are represented.
   b. Stagger the Citizen’s Oversight Committee representative terms as follows:
      i. Initial Two-year term for representatives from Districts 1, 3, and 5, and Small Business Representative
      ii. Initial Four-year terms for representatives from Districts 2, 4, 6, the at-large seat, and Large Business Representative

      All Committee Members shall be entitled to serve up to 2 full-four year terms. Those members serving an initial two-year term will be eligible to serve up to two additional four-year terms.

Reviewed by: Elizabeht Klotz, Assistant City Manager
Approved by: Jovan Grogan, City Manager

ATTACHMENTS

1. Expenditure Plan
2. Ordinance No 2069

EXHIBIT A

General Obligation Bond Expenditure Plan

$400 Million Bond Measure

Project Areas	Total
Streets and Transportation	**41,170,000**
Street Resurfacing and Rehabilitation	23,000,000
ADA Improvements	10,000,000
Creek Trail Rehabilitation	2,500,000
Bicycle Wayfinding	300,000
Contingency/Escalation/Administration	5,370,000
Fire Stations and Emergency Response	**142,235,450**
Fire Stations 5 Replacement	27,000,000
Fire Stations 7 Replacement	27,000,000
Fire Stations 9 Replacement/Renovations	9,000,000
Fire Station 1 Replacement/Renovations	58,000,000
Fire Training Tower Renovation	783,000
Various Fire Station Infrastructure Upgrades	1,900,000
Contingency/Escalation/Administration	18,552,450
Police Facilities	**43,987,500**
Police Department Drone First Responder Infrastructure	3,000,000
Emergency Operations Center Infrastructure	250,000
Police Training Facility	30,000,000
Police Department Facility and Real-Time Crime Center Infrastructure	5,000,000
Contingency/Escalation/Administration	5,737,500
Parks, Library, Senior Center, and Aquatics Facilities	**115,258,750**
Renovation/Expansion of 3 Public Libraries	9,000,000
Senior Center Expansion/Renovation	9,500,000
Community Aquatic Facility/ISC Renovation/Replacement	45,000,000
Bowers Park Renovations	4,400,000
Earl Carmichael Park Playground Renovations	2,900,000
Warburton Park Playground Renovations	3,000,000
Henry Schmidt Park Playground Renovations	4,325,000
Pickleball Court	1,600,000
Mary Gomez Park Renovations	2,500,000
Aged Parks & Buildings Infrastructure in Critical/Poor Condition	18,000,000
Contingency/Escalation/Administration	15,033,750
Stormdrain System Improvements	**46,000,000**
Stormdrain System Improvements	16,423,000
Storm Water Retention Basin Remediation	9,209,000
Green Stormwater Infrastructure Design & Construction	6,645,000
Lafayette St. Underpass at Subway Pump Station	4,946,000
Bowers Ave Underpass SDPS Rehabilitation	2,030,000
SDPS Motor and Control Replacement	347,000
Stormdrain Pump Station Outfall Reconstruction Program	250,000
Stormdrain Renovations	150,000
Contingency/Escalation/Administration	6,000,000
Historic Buildings and Beautification	**9,200,000**
Street/Median Beautification Improvements	4,000,000
Renovations to Historic Buildings	3,000,000
Triton Museum Improvements	1,000,000
Contingency/Escalation/Administration	1,200,000

Bond Issuance Costs	**2,000,000**

GRAND TOTAL	**$**	**399,851,700**

1. **In General.** This City of Santa Clara plan for the expenditure of bond proceeds ("Expenditure Plan") was adopted by the City Council on July 16, 2024, by Resolution No. 24-9346, to implement Section 6 of that certain Ordinance No. 2069 adopted concurrently herewith ("Ordinance"). The Ordinance calls for an election by City voters on a ballot measure to approve the issuance of up to $400,000,000 in bonds ("Infrastructure Bonds") for purposes of financing the acquisition and construction of public infrastructure on the terms set forth therein. To the extent of any conflict between this Expenditure Plan and the Ordinance, the terms of the Ordinance shall govern. The above chart summarizes the Expenditure Plan's "Project Categories" (as defined in Section 2, below), and "Infrastructure Projects" (as defined in Section

2. **Project Categories.** The Expenditure Plan includes the following infrastructure expenditure categories ("Project Categories"), each with a designated amount of allocated Infrastructure Bonds proceeds ("Designated Allocations"): Streets and Transportation ($41,170,000); Fire Stations and Emergency Response ($142,235,450); Police Facilities ($43,987,500); Parks, Library, Senior Center and Aquatic Facilities ($115,258,750); Storm Drain System Improvements (46,000,000); Historic Buildings and Beautification ($9,200,000); and Bond Issuance Costs ($2,000,000). Project Categories and/or their respective Designated Allocations may be amended, but only in accordance with the Expenditure Plan Amendment Process set forth in Section 6 of this Expenditure Plan, below. Notwithstanding the foregoing, the Designated Allocation for Bond Issuance Costs shall be treated as a "Budgeted Amount" under this plan, to be updated by staff without a formal Expenditure Plan amendment in accordance with the process set forth in Section 3, below.

3. **Designated Infrastructure Subcategories/Specific Projects.** Within each Project Category, there is a list of designated project subcategories and/or specific projects ("Infrastructure Projects"), including estimated amounts budgeted for each such project subcategory/specific project, and an overall estimate of the projected contingencies, cost escalations and administrative costs necessary for project implementation ("Budgeted Amounts"). Infrastructure Projects may be deleted or added, but only in accordance with the Expenditure Plan Amendment Process set forth in Section 6 of this Expenditure Plan, below. Budgeted Amounts represent City staff's best estimate of the projected costs for such Infrastructure Projects as of the date of the City's adoption of this Expenditure Plan. Throughout the duration of the Expenditure Plan staff will monitor the Budgeted Amounts for outstanding projects and, at least [annually], as necessary, staff will revise the Expenditure Plan to update the Budgeted Amounts to be consistent with then projected project implementation costs. Staff updates to Budgeted Amounts will not be considered amendments to the Expenditure Plan requiring the amendment process set forth in Section 6, below.

4. **Phased Implementation.** Infrastructure Projects identified within the Expenditure Plan will be implemented in phases (each a "Project Phase"). Consistent with priorities set by the City Council, staff will develop lists of proposed Infrastructure Projects to be included within each Project Phase. Each Project Phase will be presented for City Council and approval as part of the City's annual Capital Improvement Program budget process. Additional factors to be considered in the development and timing of each Project Phase, and the sequencing of projects within each Project Phase time period include: (a) the need to balance available staff and contractor resources; (b) the length of the planning, design, and construction phases of each project; (c) disruption to the public as City services and facilities are removed from service to undergo renovations; (d) legal requirements for the expenditure of Infrastructure Bond proceeds (in general, under current federal tax law, the City must expect to spend 85% of each series of Infrastructure Bond funds within three years of their date(s) of issuance); (e) the timing and availability of alternate and supplemental funding sources; (f) local, regional, state or federal permitting requirements; (g) the need to coordinate with outside agencies.

5. **Council Approval Required.** Council approval shall be required for (a) each and every proposed Project Phase for the implementation of the Expenditure Plan; (b) each and every issuance of Infrastructure Bonds to finance a Project Phase; and (c) any proposed amendment to the Expenditure Plan as provided in Section 6. Below.

6. **Amendment of the Plan.** Any proposed substantive amendment to this Expenditure Plan shall be subject to the requirements of Section 13(b)(ii) of the Ordinance. Such requirements shall include prior consideration and input from the "Bond Compliance COC" as provided therein.

7. **Legal Requirements for Capital Projects.** All Infrastructure Project costs paid from Infrastructure Bond proceeds shall consist of capital costs of the acquisition and improvement of real property within the meaning of California law. Any Infrastructure Project costs consisting of furnishings, furniture, equipment, software, ordinary maintenance (such as repairs, painting, resurfacing, striping or slurry seals), or other non-capital costs shall be paid by the City from other funds.

ORDINANCE NO. 2069

AN ORDINANCE OF THE CITY OF SANTA CLARA, CALIFORNIA, ORDERING THE SUBMISSION OF A MEASURE INCURRING BONDED INDEBTEDNESS TO THE QUALIFIED VOTERS OF THE CITY OF SANTA CLARA AT THE GENERAL MUNICIPAL ELECTION TO BE HELD ON NOVEMBER 5, 2024, FOR THE PURPOSE OF FINANCING THE COST OF THE ACQUISITION, CONSTRUCTION AND IMPROVEMENT OF CERTAIN MUNICIPAL IMPROVEMENT PROJECTS CONSTITUTING PUBLIC INFRASTRUCTURE OF THE CITY, SUBJECT TO ACCOUNTABILITY MEASURES AND COMPLIANCE WITH AN ADOPTED EXPENDITURE PLAN

BE IT ORDAINED BY THE CITY OF SANTA CLARA AS FOLLOWS:

WHEREAS, the City of Santa Clara (the "City") is a municipal corporation and charter city duly organized and existing under the Constitution and laws of the State of California;

WHEREAS, the City desires to undertake certain public infrastructure improvements for the City consisting of streets and transportation improvements, improvements to public safety facilities, improvements to parks and community facilities, storm drain and flood collection improvements, and improvements to other City facilities, as more particularly described below (collectively, the "Improvements");

WHEREAS, the City is authorized to call an election for the purpose of incurring bonded indebtedness and to authorize the issuance of bonds to finance the Improvements, which constitute public infrastructure of the City, pursuant to certain provisions of the California Constitution, including Article XIIIA, the California Government Code, including Article 1 of Chapter 4 of Division 4 of Title 4 (commencing with Section 43600) and Article 4.5 of Chapter 3 of Part 1 of Division 2 of Title 5 (commencing with Section 53506) (collectively, the "Bond Law");

//

WHEREAS, the City intends to issue its general obligation bonds (the "Bonds") under and pursuant to the Bond Law to finance the cost of the acquisition and construction of the Improvements;

WHEREAS, under existing law, approval of the Bonds requires 2/3rds of the voters in the City voting on the measure to vote in favor of the measure;

WHEREAS, Assembly Constitutional Amendment No. 1 ("ACA1") has qualified for the November 5, 2024 Statewide ballot and would, among other things, change existing law to authorize a city, county, city and county, or special district to levy an ad valorem tax to service bonded indebtedness incurred to fund the construction, reconstruction, rehabilitation, or replacement of public infrastructure if the measure proposing that tax is approved by 55% of the voters of the city, county, city and county, or special district, as applicable, and the measure includes specified accountability requirements;

WHEREAS, the foregoing constitutional amendments effectuated by ACA1, if approved at the November 5, 2024 Statewide ballot, would apply to any measure authorizing general obligation bonds of a city that is submitted at the same election as the Voter Approval Ballot Measure;

WHEREAS, the measure to approve the Bonds is intended to and will comply with all the provisions of ACA1, including all of its accountability requirements, so that, if ACA1 is approved on November 5, 2024, approval of the Bonds shall require that 55% (not 2/3rds) of the voters in the City voting on the measure vote in favor of the measure; and

WHEREAS, if the ballot measure authorizing issuance of the Bonds is approved by the requisite number of affirmative votes, the City will be authorized to issue the Bonds.

//

NOW, THEREFORE, BE IT FURTHER ORDAINED BY THE CITY OF SANTA CLARA AS FOLLOWS:

1. Recitals Correct. The foregoing recitals are true and correct.

2. Purpose and Intent. Pursuant to the authority provided by the California Government Code and California Elections Code, the purpose and intent of this Ordinance is to authorize and direct the submittal to the qualified voters of the City at the general municipal election to be held on November 5, 2024, of a measure authorizing the City to issue general obligation bonds (the "Bonds") for the purpose of financing the Improvements on the terms set forth below.

3. Findings. The City Council hereby makes the following findings with respect to the proposed measure for the Bonds:

(i) On July 9, 2024, the City Council adopted, by a two-thirds vote of all its members, a resolution entitled "A Resolution of the City Council of the City of Santa Clara, California, Determining that the Public Interest and Necessity Demand the Acquisition, Construction and Improvement of Municipal Improvement Projects Constituting Public Infrastructure of the City, and Their Financing Through the Issuance of General Obligation Bonds," pursuant to which the City Council has found and determined that the public interest and necessity demand the issuance of general obligation bonds to finance the Improvements, which are municipal improvement projects constituting public infrastructure of the City.

//

//

//

(ii) In order to provide for the issuance by the City of general obligation bonds to provide financing for the Improvements, it is necessary for the City Council to adopt an ordinance ordering the submission of the measure of incurring bonded indebtedness for such purpose to the qualified voters of the City at a municipal election.

(iii) The City Council desires to submit said ballot measure to the qualified voters of the City at the regular election to be held in the City on November 5, 2024, and to consolidate the bond election with other elections held within the City on that date, by a resolution adopted after the adoption of this Ordinance pursuant to California Elections Code Section 10403 (the "Resolution Calling Election").

4. Call for Election. The City Council hereby orders that there be submitted to the qualified voters of the City, pursuant to the Resolution Calling Election, a measure on incurring bonded indebtedness for the purposes set forth in this Ordinance, at the regular election to be held on November 5, 2024.

5. Ballot Measure. The City Council hereby submits to the qualified voters of the City, at the regular election to be held on November 5, 2024, a measure on issuing the Bonds. The statement of the measure shall be in substantially the form set forth in the resolution of the City placing the measure on the ballot.

6. Object and Purpose of Bonds. The object and purpose of the Bonds is to finance some or all of the costs of the Improvements. The Improvements are more particularly described in that certain Expenditure Plan ("Expenditure Plan") to be attached as Exhibit A to this Ordinance, which shall be approved by the City Council by separate Resolution and presented to the voters as part of the measure for the Bonds.

The authorized Improvements will include all work, facilities and expenditures necessary and incidental to the Improvements described in the Expenditure Plan. Examples of such work, facilities, and expenditures include, but are not limited to: costs of design, engineering, architect and other professional services, inspections, site preparation, utilities, landscaping, construction management and other planning and permitting, legal, accounting and similar costs; a customary construction contingency; demolition and disposal of existing structures; rental or construction of storage facilities and other space on an interim basis for materials and other equipment and furnishings displaced during construction; addressing unforeseen conditions revealed by construction or renovation, and other necessary improvements required to comply with existing building codes and other applicable law, including the Americans with Disabilities Act; costs of the bond election; bond issuance costs; project administration during the duration of such projects, including reimbursement of City staff time; and financing and interest costs on the Bonds.

The final costs, locations, designs, layouts and other components of the Improvements will be determined as plans are finalized, construction bids are awarded, and projects are completed. Therefore, the City Council cannot guarantee that the Bonds will provide sufficient funds to allow completion of all needed Improvements.

//

//

//

//

//

7. Estimated Cost of Improvements. The estimated cost of the Improvements is $400,000,000. The estimated cost includes legal or other fees, the costs of printing the Bonds, and other costs and expenses incidental to or connected with the authorization, issuance and sale of the Bonds. To the extent the Improvements financed are revenue-producing public works, the cost of the Improvements may also include bond interest estimated to accrue during the construction period and for a period of not to exceed 12 months after completion of construction.

8. Principal Amount of Bonds. The aggregate principal of the Bonds shall not exceed $400,000,000.00.

9. Maximum Interest Rate. The maximum rate of interest to be paid on the Bonds shall be the statutory maximum of 12% per annum. Said interest shall be payable semiannually, except that interest for the first year after the date of the Bonds may be made payable at the end of said year. The actual interest rates of each series of the Bonds will be determined at the time of each respective Bond sale.

//

//

//

//

//

//

//

//

//

10. Issuance and Sale of Bonds. The City proposes to issue and sell the Bonds pursuant to Article 1, commencing with Section 43600, of Chapter 4 of Division 4 of Title 4 of the California Government Code, or Article 4.5, commencing with Section 53506, of Chapter 3 of Part 1 of Division 2 of Title 5 of the California Government Code, in one or more series, in the maximum amount and for the objects and purposes set forth above if the requisite number of qualified voters voting on the measure vote in favor thereof. The Bonds will be general obligations of the City payable solely from and secured by ad valorem taxes levied and collected in the manner prescribed by the laws of the State of California, and not from the general fund or other funds of the City. The revenue generated from the ad valorem tax levied and collected will be used for the payment of debt service on the Bonds. All of the Bonds shall be equally and ratably secured, without priority, by the taxing power of the City.

11. Manner of Conducting Election. The election on the Bonds held on November 5, 2024 shall be held and conducted, election officers appointed, voting precincts designated, ballots printed, polls opened and closed, ballots counted, and returned, returns canvassed, results declared, and all other proceedings incidental to and connected with the election shall be regulated and done in accordance with the Resolution Calling Election and the provisions of California law regulating the election with which it is consolidated.

//

//

//

//

12. Procedure for Voting on Measure. Ballots for the election shall be provided in the form and in the number provided by law. Voters shall be provided an opportunity to vote for or against the measure on the ballot, in accordance with procedures to be adopted by the authorized officers of the County of Santa Clara (the "County") charged with conducting the election.

13. Transparency and Accountability Requirements.

(a) In order to comply with ACA1 and Sections 53410 and 53411 of the California Government Code, the City Council hereby adopts the following accountability requirements relating to the Bonds (the "State Accountability Requirements"):

(i) The proceeds from the sale of the Bonds shall be used only for the purposes specified in this Ordinance, and not for any other purpose, including City employee salaries (other than for reimbursement of staff costs incurred in providing normal and customary project management and delivery services for the Improvements ("Project Related Administrative Costs")), and other operating expenses. The administrative cost of the City for the Improvements, including any and all Project Related Administrative Costs, shall not exceed 5% of the proceeds from the sale of the Bonds.

(ii) The proceeds from the sale of the Bonds shall only be spent on projects and programs that serve the jurisdiction of the City.

(iii) This Ordinance shall be the ordinance through which projects will be funded and the City hereby certifies that it has evaluated alternative funding sources.

(iv) The City shall conduct an annual, independent performance audit to ensure that the Bond funds are expended pursuant to this Ordinance.

(v) The City shall conduct an annual, independent financial audit of the proceeds from the sale of the Bonds until all of those proceeds have been expended for the public infrastructure authorized by this Ordinance.

(vi) The City shall post the audits required by clauses (iv) and (v) in a manner that is easily accessible to the public.

(vii) The City shall submit the audits required by clauses (iv) and (v) to the California State Auditor for review.

(viii) The City shall appoint a citizens' oversight committee (the "Bond Compliance COC") to ensure that Bond proceeds are expended only for the purposes described in the measure approved by the voters. Members appointed to the Bond Compliance COC shall receive educational training about bonds and fiscal oversight.

(ix) Any entity owned or controlled by a member of the City Council shall be prohibited from bidding on any work funded by the measure.

(x) A separate account shall be created and held by the City, into which the proceeds of the Bonds shall be deposited and applied solely for the Improvements. Expenditures shall be tracked on a project by project basis to facilitate project oversight and compliance audits.

(xi) The City's Director of Finance shall file a report with the City Council at least annually showing the amount of Bond proceeds collected and expended, and the status of the Improvements.

//

//

If approved by California voters, any transparency or accountability provisions of ACA1 not already expressly provided herein are hereby incorporated by reference in this Ordinance. The City Council hereby declares its intent that this Ordinance and the accountability measures contained herein shall comply with ACA1 and any and all other statutory or other requirements determined to be required for compliance with ACA1. To the extent any provision of this Ordinance is determined to be inconsistent with the terms of ACA1, or any other applicable state law, the City is authorized and directed to make any necessary conforming changes.

(b) In addition to the State Accountability Requirements, the City Council hereby adopts the following local accountability and transparency requirements relating to the Bonds and the use of Bond proceeds ("Local Accountability Requirements"):

(i) Expenditure Plan Requirements. Bond proceeds shall only be used on Improvements in strict accordance with the terms of the adopted Expenditure Plan, as it may be amended from time to time subject to the requirements of Section 13(b)(ii), below.

(ii) Required Process for Amending Expenditure Plan. City staff shall review, analyze and make a recommendation on any proposed substantive amendment to the Expenditure Plan ("Amendment"). Prior to City Council consideration, any such proposed Amendment shall first be submitted to the Bond Compliance COC for their review and recommendation. Any proposed Amendment shall require the unanimous approval of the City Council.

//

//

(iii) Prohibited Uses. In no event shall Bond proceeds may be used for (I) improvements to Levi's Stadium; (II) any Improvements projects for the sole benefit of Levi's Stadium; (III) Improvements projects within .5 miles of Levi's Stadium, except Improvements in existing residential neighborhoods designed to be of substantial direct benefit to those areas and not Levi's Stadium; or (IV) the direct or indirect benefit of any professional sports team.

(iv) Additional Terms for the Bond Compliance COC. The Bond Compliance COC shall consist of 9 members selected by a lottery process and appointed by Council. The committee shall include seven residents, one large business representative, and one small business representative (neither of which must be residents, but both must be either an owner or employee of a business headquartered within the City). Additionally, no business representative shall work for, have previously worked for, or be employed by a firm that provides services to any professional sports teams within the City. The role of the Bond Compliance Committee shall be to (I) ensure that project implementation is consistent with all Bond measure requirements, including the terms of the Expenditure Plan; (II) review and report on annual audits, and (III) review and provided recommendations to the City Council on any proposed amendment to the Expenditure Plan, and (IV) to inform the public concerning the expenditure of Bond proceeds.

//

//

//

(v) Communications Program. There shall be a Bond measure communications program to enhance accountability and transparency including, at a minimum, the following elements: (I) requirement for an annual public presentation on the Expenditure Plan and the status of the implementation of Improvements projects to the Bond Compliance COC and the City Council presented by the City Manager; (II) requirements for an annual presentation of the independent annual audit(s) required in Section 13(b) above to the COC and the Council Audit Committee; (III) status of all Bond funded projects to be communicated on the City's webpage; and (IV) notice of all proposed Improvements projects to residents within 1,000 feet of such project(s), with public signage providing further information at the project site(s).

These Local Accountability Requirements are intended to supplement and not replace ACA1 or any other applicable state law. To the extent of any duplication or inconsistency, the requirement(s) requiring the greater degree of transparency or accountability shall apply.

14. Identification of Tax. The tax imposed by this measure is an ad valorem tax levied upon taxable property in the City, and will be used to pay the principal and interest on the Bonds.

15. Official Actions. The Mayor, the City Manager, the Director of Finance, the City Clerk, and any of their designees, are hereby authorized to execute any documents and to perform all acts necessary to place the Bond measure on the ballot.

//

//

16. Interpretation. The provisions of this Ordinance, being necessary for the health, welfare, and safety of the City and its residents, is to be liberally interpreted to carry out its purposes. No error, irregularity or informality, and no neglect or omission of any officer, in any proceeding taken related to the submission of the measure incurring bonded indebtedness to the qualified voters of the City shall void or invalidate any such proceeding, any Bonds issued by the City or any levy of ad valorem taxes to pay principal of and interest on the Bonds.

17. Severability. If any provision of this Ordinance or the application thereof to any person or circumstance is held invalid, such invalidity shall not affect any other provisions or applications, and to this end the provisions this Ordinance are declared to be severable.

18. Publication of Ordinance. The City Clerk shall cause the proposed ordinance to be posted at least three (3) days prior to its adoption in three (3) public places in the City and at least three (3) days prior to the ordinance adoption shall cause a single publication in an official newspaper. In accordance with Section 43611 of the California Government Code, this Ordinance shall also be published once a day for at least seven days in a newspaper published at least six days a week in the City, or once a week for two weeks in a newspaper published less than six days a week in the City. The first of said publications shall, in either event, be within 15 days after the adoption of this Ordinance. No other notice need be given.

19. **Adoption; Effective Date.** This Ordinance shall take effect immediately after its final adoption in accordance with Section 36937(a) of the California Government Code; however, prior to its final adoption it shall be published in accordance with the requirements of Section 808 and 812 of "The Charter of the City of Santa Clara,

California.".

PASSED FOR THE PURPOSE OF PUBLICATION this 9TH day of July, 2024 by the following vote:

AYES:	COUNCILORS:	Becker, Chahal, Hardy, Jain, and Watanabe, and Mayor Gillmor
NOES:	COUNCILORS:	Park
ABSENT:	COUNCILORS:	None
ABSTAINED:	COUNCILORS:	None

ATTEST:

NORA PIMENTEL, MMC
ASSISTANT CITY CLERK
CITY OF SANTA CLARA

FINALLY PASSED AND ADOPTED BY THE CITY COUNCIL OF THE CITY OF SANTA CLARA this 16TH day of July, 2024, by the following vote:

AYES:	COUNCILORS:	Becker, Chahal, Hardy, Jain, Watanabe, Park and Mayor Gillmor
NOES:	COUNCILORS:	None
ABSENT:	COUNCILORS:	None
ABSTAINED:	COUNCILORS:	None

ATTEST:

NORA PIMENTEL, MMC
ASSISTANT CITY CLERK
CITY OF SANTA CLARA

Attachments incorporated by reference:

1. Exhibit A – Expenditure Plan

EXHIBIT A

General Obligation Bond Expenditure Plan

$400 Million Bond Measure

Project Areas	Total
Streets and Transportation	**41,170,000**
Street Resurfacing and Rehabilitation	23,000,000
ADA Improvements	10,000,000
Creek Trail Rehabilitation	2,500,000
Bicycle Wayfinding	300,000
Contingency/Escalation/Administration	5,370,000
Fire Stations and Emergency Response	**142,235,450**
Fire Stations 5 Replacement	27,000,000
Fire Stations 7 Replacement	27,000,000
Fire Stations 9 Replacement/Renovations	9,000,000
Fire Station 1 Replacement/Renovations	58,000,000
Fire Training Tower Renovation	783,000
Various Fire Station Infrastructure Upgrades	1,900,000
Contingency/Escalation/Administration	18,552,450
Police Facilities	**43,987,500**
Police Department Drone First Responder Infrastructure	3,000,000
Emergency Operations Center Infrastructure	250,000
Police Training Facility	30,000,000
Police Department Facility and Real-Time Crime Center Infrastructure	5,000,000
Contingency/Escalation/Administration	5,737,500
Parks, Library, Senior Center, and Aquatics Facilities	**115,258,750**
Renovation/Expansion of 3 Public Libraries	9,000,000
Senior Center Expansion/Renovation	9,500,000
Community Aquatic Facility/ISC Renovation/Replacement	45,000,000
Bowers Park Renovations	4,400,000
Earl Carmichael Park Playground Renovations	2,900,000
Warburton Park Playground Renovations	3,000,000
Henry Schmidt Park Playground Renovations	4,325,000
Pickleball Court	1,600,000
Mary Gomez Park Renovations	2,500,000
Aged Parks & Buildings Infrastructure in Critical/Poor Condition	18,000,000
Contingency/Escalation/Administration	15,033,750
Stormdrain System Improvements	**46,000,000**
Stormdrain System Improvements	16,423,000
Storm Water Retention Basin Remediation	9,209,000
Green Stormwater Infrastructure Design & Construction	6,645,000
Lafayette St. Underpass at Subway Pump Station	4,946,000
Bowers Ave Underpass SDPS Rehabilitation	2,030,000
SDPS Motor and Control Replacement	347,000
Stormdrain Pump Station Outfall Reconstruction Program	250,000
Stormdrain Renovations	150,000
Contingency/Escalation/Administration	6,000,000
Historic Buildings and Beautification	**9,200,000**
Street/Median Beautification Improvements	4,000,000
Renovations to Historic Buildings	3,000,000
Triton Museum Improvements	1,000,000
Contingency/Escalation/Administration	1,200,000

Bond Issuance Costs	**2,000,000**

GRAND TOTAL	**$**	**399,851,700**

1. **In General.** This City of Santa Clara plan for the expenditure of bond proceeds ("Expenditure Plan") was adopted by the City Council on July 16, 2024, by Resolution No. 24-9346, to implement Section 6 of that certain Ordinance No. 2069 adopted concurrently herewith ("Ordinance"). The Ordinance calls for an election by City voters on a ballot measure to approve the issuance of up to $400,000,000 in bonds ("Infrastructure Bonds") for purposes of financing the acquisition and construction of public infrastructure on the terms set forth therein. To the extent of any conflict between this Expenditure Plan and the Ordinance, the terms of the Ordinance shall govern. The above chart summarizes the Expenditure Plan's "Project Categories" (as defined in Section 2, below), and "Infrastructure Projects" (as defined in Section

2. **Project Categories.** The Expenditure Plan includes the following infrastructure expenditure categories ("Project Categories"), each with a designated amount of allocated Infrastructure Bonds proceeds ("Designated Allocations"): Streets and Transportation ($41,170,000); Fire Stations and Emergency Response ($142,235,450); Police Facilities ($43,987,500); Parks, Library, Senior Center and Aquatic Facilities ($115,258,750); Storm Drain System Improvements (46,000,000); Historic Buildings and Beautification ($9,200,000); and Bond Issuance Costs ($2,000,000). Project Categories and/or their respective Designated Allocations may be amended, but only in accordance with the Expenditure Plan Amendment Process set forth in Section 6 of this Expenditure Plan, below. Notwithstanding the foregoing, the Designated Allocation for Bond Issuance Costs shall be treated as a "Budgeted Amount" under this plan, to be updated by staff without a formal Expenditure Plan amendment in accordance with the process set forth in Section 3, below.

3. **Designated Infrastructure Subcategories/Specific Projects.** Within each Project Category, there is a list of designated project subcategories and/or specific projects ("Infrastructure Projects"), including estimated amounts budgeted for each such project subcategory/specific project, and an overall estimate of the projected contingencies, cost escalations and administrative costs necessary for project implementation ("Budgeted Amounts"). Infrastructure Projects may be deleted or added, but only in accordance with the Expenditure Plan Amendment Process set forth in Section 6 of this Expenditure Plan, below. Budgeted Amounts represent City staff's best estimate of the projected costs for such Infrastructure Projects as of the date of the City's adoption of this Expenditure Plan. Throughout the duration of the Expenditure Plan staff will monitor the Budgeted Amounts for outstanding projects and, at least [annually], as necessary, staff will revise the Expenditure Plan to update the Budgeted Amounts to be consistent with then projected project implementation costs. Staff updates to Budgeted Amounts will not be considered amendments to the Expenditure Plan requiring the amendment process set forth in Section 6, below.

4. **Phased Implementation.** Infrastructure Projects identified within the Expenditure Plan will be implemented in phases (each a "Project Phase"). Consistent with priorities set by the City Council, staff will develop lists of proposed Infrastructure Projects to be included within each Project Phase. Each Project Phase will be presented for City Council and approval as part of the City's annual Capital Improvement Program budget process. Additional factors to be considered in the development and timing of each Project Phase, and the sequencing of projects within each Project Phase time period include: (a) the need to balance available staff and contractor resources; (b) the length of the planning, design, and construction phases of each project; (c) disruption to the public as City services and facilities are removed from service to undergo renovations; (d) legal requirements for the expenditure of Infrastructure Bond proceeds (in general, under current federal tax law, the City must expect to spend 85% of each series of Infrastructure Bond funds within three years of their date(s) of issuance); (e) the timing and availability of alternate and supplemental funding sources; (f) local, regional, state or federal permitting requirements; (g) the need to coordinate with outside agencies.

5. **Council Approval Required.** Council approval shall be required for (a) each and every proposed Project Phase for the implementation of the Expenditure Plan; (b) each and every issuance of Infrastructure Bonds to finance a Project Phase; and (c) any proposed amendment to the Expenditure Plan as provided in Section 6. Below.

6. **Amendment of the Plan.** Any proposed substantive amendment to this Expenditure Plan shall be subject to the requirements of Section 13(b)(ii) of the Ordinance. Such requirements shall include prior consideration and input from the "Bond Compliance COC" as provided therein.

7. **Legal Requirements for Capital Projects.** All Infrastructure Project costs paid from Infrastructure Bond proceeds shall consist of capital costs of the acquisition and improvement of real property within the meaning of California law. Any Infrastructure Project costs consisting of furnishings, furniture, equipment, software, ordinary maintenance (such as repairs, painting, resurfacing, striping or slurry seals), or other non-capital costs shall be paid by the City from other funds.