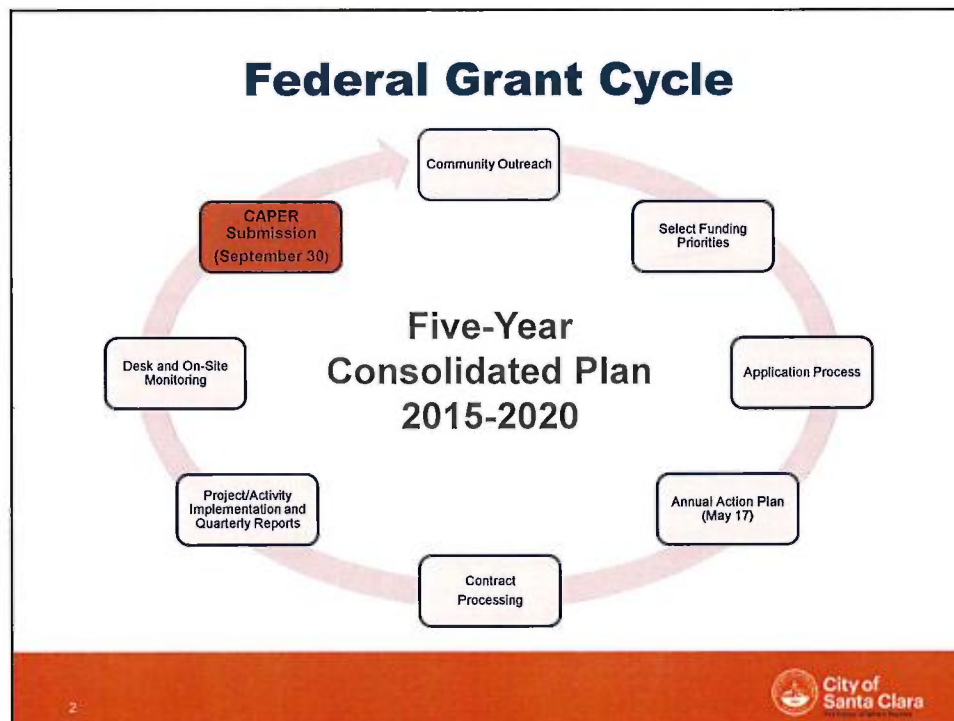


# 2017-2018 Consolidated Annual Performance and Evaluation Report (CAPER)

September 11<sup>th</sup>, 2018

### 2015-2020 Five-Year Consolidated Plan

Affordable Housing

- Creation of affordable housing options (e.g., single-family rehabilitation, Tenant Based Rental Assistance (TBRA)).

Homelessness

- Case management services for TBRA participants

Public Services

- Activities to support the needs of lower income households and special needs populations (e.g., seniors and homeless).

Fair Housing

- Activities to promote Fair Housing choice through informational and investigative services.


Economic Development

- Economic development for low-income census blocks.

Public Facilities

- Improvement to public facilities to improve accessibility for persons with physical disabilities (e.g., curb ramps and ADA improvements to City Hall).


3

City of Santa Clara  
The Good, the Beautiful, the Possible

### 2017-2018 Resources

HOME	CDBG	Other
\$964,106	\$1,494,614	\$410,697
<div>\$299,356 Allocation</div>	<div>\$903,714 Allocation</div>	<div>\$160,697 City Affordable Housing Fund</div>
<div>\$364,788 Program Income</div>	<div>\$366,000 Program Income</div>	<div>\$250,000 Program Income Successor Housing Agency</div>
<div>\$299,962 Prior Years Funding</div>	<div>\$224,900 Prior Years Funding</div>	

4

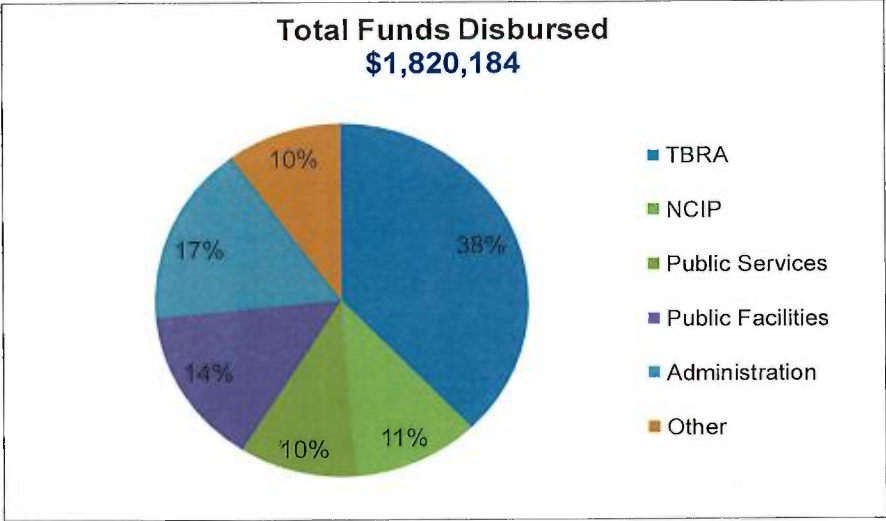
City of Santa Clara  
The Good, the Beautiful, the Possible

## FY 2017-2018 Expenditures

Activities and programs below address the City's funding priorities identified in the 2015-2020 Five-Year Consolidated Plan.

HOME (Affordable Housing) (Fair Housing)	CDBG (Homelessness) (Public Services)	Other (Homelessness) (Public Services)
<ul style="list-style-type: none"><li>• Tenant Based Rental Assistance Administration (TBRA)</li><li>• Fair Housing Services</li><li>• Program Administration</li></ul>	<ul style="list-style-type: none"><li>• Neighborhood Conservation and Improvement Program (NCIP)</li><li>• Public Services</li><li>• Public Facilities</li><li>• Program Administration</li></ul>	<ul style="list-style-type: none"><li>• Case Management Services for TBRA participants.</li><li>• Supportive Housing for SCPD Nuisance Suppression Unit referrals</li><li>• County Homeless Prevention Program</li></ul>
\$738,510	\$920,759	\$160,915
TOTAL \$1,820,184		

## 2017-2018 Program Highlights



## 2017-2018 Beneficiaries

### TBRA

**44 Households**

(59 adults 86 children)

### NCIP

**10 Households**

(7 of seniors)

### Public Facilities

**20,000 Persons**

(Elderly and Disabled)

### Public Services

**7,576 Persons**

(Homeless, Minors, Seniors,  
DV Survivors)

7



## Next Steps

CAPER submission: September 28, 2018

Outreach & Planning for 2019-2020 Annual  
Action Plan (Fall/Winter)

2019-2020 Annual Action Plan submission:  
May 17, 2019

8





**City of  
Santa Clara**

**2017-2018 Consolidated Annual  
Performance and Evaluation  
Report (CAPER)**

Agenda Item #4 (18-915)

September 11, 2018

