

12/11/18

Item # 12

# **Santa Clara Stadium Authority**

Financial Status Reports

December 11, 2018



## **Financial Status Report for the Quarter Ending September 30, 2018**



2

POST MEETING MATERIAL

## Financial Status Report

- NFL Events
- Non-NFL Events
- Operating Budget Status
  - Stadium Builder Licenses (SBLs)
  - Discretionary Fund
- Debt Schedules
- Capital Improvement Program



3

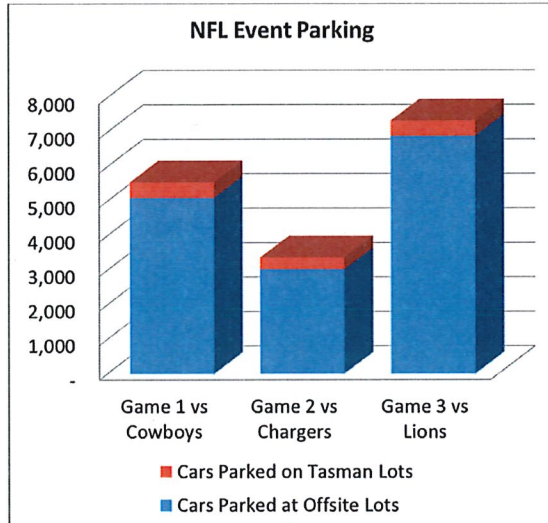
## NFL Events

- Three NFL events were held in 2018/19 as of September 30, 2018
- A total of 190,840 tickets were sold
  - Stadium Authority received \$1.7 million in NFL ticket surcharge revenue based on 10% of ticket sales to NFL events
  - City of Santa Clara received \$67,000 in Senior & Youth Fees based on \$0.35/ticket to NFL events



4

## NFL Events - Parking



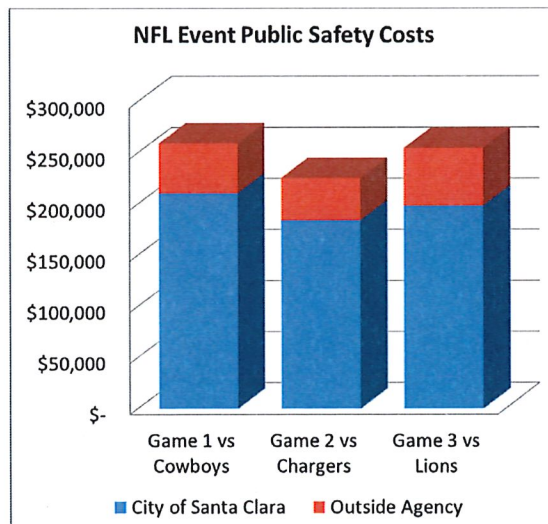
- A total of 15,030 cars were parked in offsite parking lots generating \$85,000 in offsite parking fees
- A total of 1,244 cars were parked in the Tasman Lots generating \$6,000 in parking fees for the General Fund

**SCSA**

SANTA CLARA STADIUM AUTHORITY

5

## NFL Events – Public Safety Costs



- Public safety costs amounted to \$741,000:
  - \$594,000 (80%) are direct City costs
  - \$147,000 (20%) are outside agency costs
  - \$85,000 were covered by the offsite parking fee

**SCSA**

SANTA CLARA STADIUM AUTHORITY

6

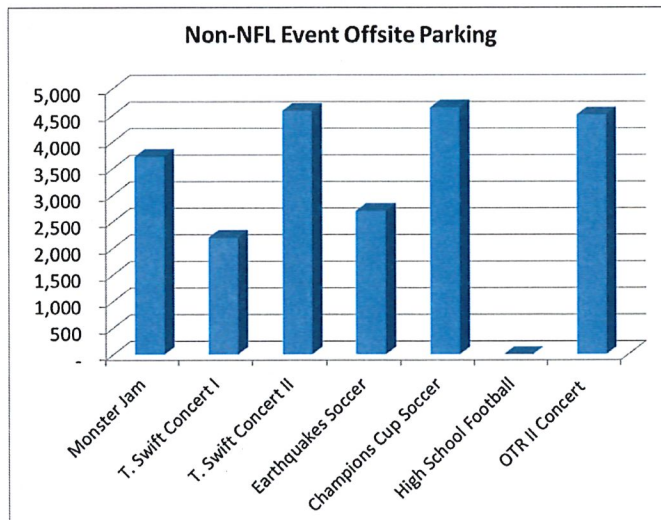
## Non-NFL Events

- Seven ticketed Non-NFL events
- A total of 231,849 tickets were sold
  - Stadium Authority received \$927,000 in Non-NFL ticket surcharge revenue based on \$4 per ticket sold to all non-NFL events (one-half for stadium operations and one-half for Stadium Authority Discretionary Fund)
- Total of 41 non-ticketed events with 15,943 attendees



7

## Non-NFL Events - Parking



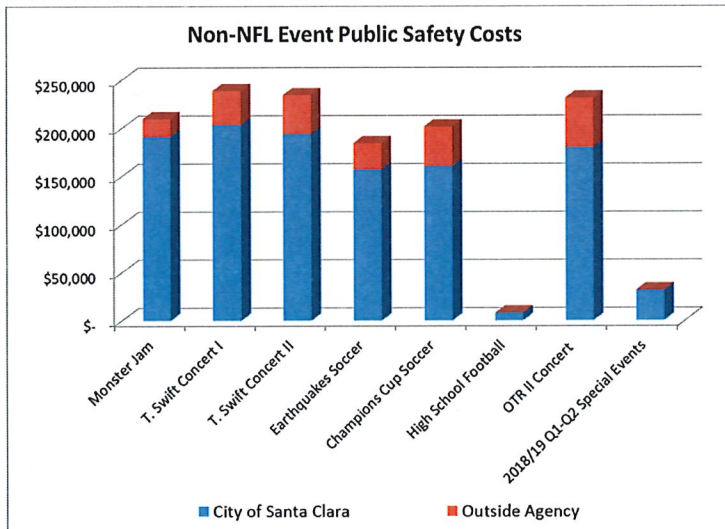
- A total of 22,338 cars were parked in offsite parking lots generating \$124,000 in offsite parking fees



8



## Non-NFL Events – Public Safety Costs



- Public safety costs amounted to \$1.3 million:

- \$1.1 million (84%) are direct City costs
- \$214,000 (16%) are outside agency costs
- \$124,000 were covered by the offsite parking fee

## Operating Budget Status

- Total Operating Revenues equaled \$26 million or 20% of annual budget
- Total Operating Expenses equaled \$19.8 million or 15% of annual budget
  - Revenues and expenses are below 50% because the non-NFL event activity is not recorded until the end of the fiscal year per agreements

## Stadium Builder Licenses (SBLs)

- Value of currently active SBLs is \$531.3 million (60,175 or 91.3% of 65,877 sellable SBLs)
- A total of 80% of principal value has been collected as of 9/30/18 (\$425.4 million)
- 504 new SBLs were sold with total face value of \$3.2 million



11

## Stadium Builder Licenses (SBLs) (cont.)

- SBL relocations netted 206 more SBLs
  - Increase of \$1.2 million in SBL face value
- Defaulted SBLs amounted to 1,001 with value of \$6.1 million
  - Defaulted SBLs have either been resold or are available for resale at full price
  - \$20 million life-to-date has been collected from defaulted SBL holders



12

## Discretionary Fund

Accrual Basis					
Fiscal Year	Beginning Balance	Revenue	Expenses	Ending Balance	
2014/15	\$ -	\$ 715,770	\$ 714,028	\$ 1,742	
2015/16	1,742	1,238,542	699,129	541,155	
2016/17	541,155	1,164,698	1,209,342	496,511	
2017/18	496,511	768,564	-	1,265,075	
2018/19	1,265,075	463,698	48,185	1,680,589	

- Current balance is \$1.7 million
- Expenses in 2018/19 were for consulting services
- Discretionary fund previously used to pay NFL public safety costs above the public safety threshold
  - Stadium Authority in discussions with the Stadium Manager regarding threshold

**SCSA**

SANTA CLARA STADIUM AUTHORITY

13

## Debt Schedule

Type of Indebtedness	Interest Rates	Outstanding as of March 31, 2018	Net Change	Outstanding as of September 30, 2018
Stadium Funding Trust Loan:				
Term A Loan	5.00%	\$ 282,794,108	\$ (12,527,696)	\$ 270,266,412
StadCo CFD Advance	5.73%	32,834,885	(1,178,451)	31,656,434
StadCo Subordinated Loan	5.50%	67,032,627	(4,505,279)	62,527,348
<b>Total</b>		<b>\$ 382,661,620</b>	<b>\$ (18,211,426)</b>	<b>\$ 364,450,194</b>

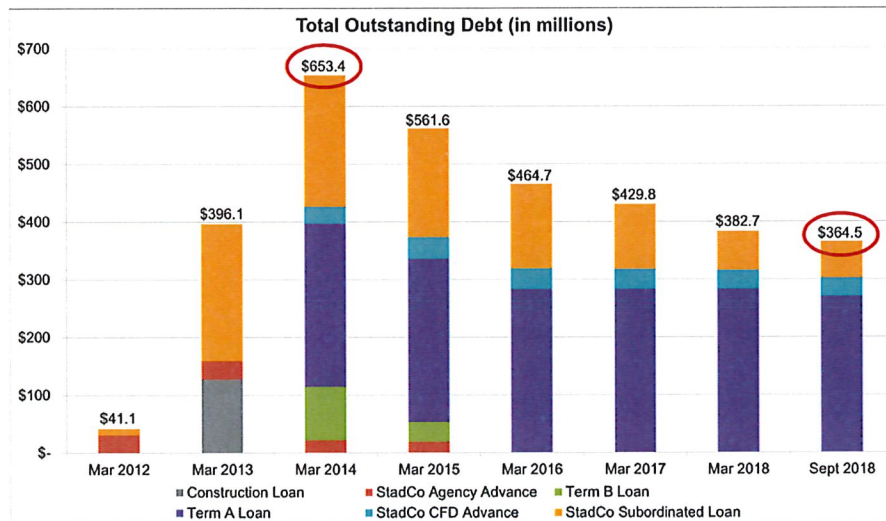
- Total outstanding debt as of 9/30/18 was \$364.5 million
- Reduction of \$18.2 million from March 2018

**SCSA**

SANTA CLARA STADIUM AUTHORITY

14

## History of Debt Schedule



**SCSA**

SANTA CLARA STADIUM AUTHORITY

15

## Capital Improvement Program (CIP)

- Total CIP Budget of \$8 million
- \$6.4 million is appropriated for Stadium CIP costs
  - \$935,000 was spent on various projects such as floor restorations, stadium field conduits for special events, fire sprinkler system, and the flag poles
- \$1.6 million is budgeted for work required to address items covered by warranty
  - \$34,000 was spent on the expansion joint waterproofing warranty item

**SCSA**

SANTA CLARA STADIUM AUTHORITY

16



## Recommendation

- Note and file the Santa Clara Stadium Authority Financial Status Report for the Quarter Ending September 30, 2018



17

# SCSA

---

Santa Clara Stadium Authority